





CRIME IN NEVADA 2012



Nevada Department of
Public Safety



2012 REPORT



NEVADA





Director Chris Perry

VISION: To be the premiere public safety agency and provide advanced law enforcement services to the citizens of Nevada. To support and empower DPS employees by encouraging diversity in the workforce, results oriented service, productivity and meaningful career growth. The **DPS** is committed to achieving the highest standards of excellence through the use of comprehensive training programs, progressive technology, federal, state and local government partnerships with interagency cooperation to ensure the safety of all citizens and visitors in Nevada.

MISSION STATEMENT: In partnership with the people of Nevada, the **Department of Public Safety** provides services in support of protecting our citizens and visitors by promoting safer communities through prevention, preparedness, response, recovery, education, and enforcement.



STATE OF NEVADA
DEPARTMENT OF PUBLIC SAFETY

Brian Sandoval, Governor

Chris Perry, Director
Department of Public Safety

Patrick J. Conmay, Division Chief
Records and Technology Division

Dianne Draper, NCJIS Program Supervisor
Emil Tudorache, Statistician II



Brian Sandoval
Governor



Chris Perry
Director

Patrick J. Conmay
Division Chief

Records and Technology Division

333 West Nye Lane, Suite 100
Carson City, Nevada 89706
Telephone (775) 684-6262 – Fax (775) 684-6265
www.nvrepository.state.nv.us

FORWARD

With great pride the Nevada Department of Public Safety, Record and Technology Division's Uniform Crime Reporting Program presents our annual report of *Crime in Nevada 2012*.

Without the efforts of Nevada's law enforcement agencies this publication would not be possible. We would like to extend our sincere thanks and appreciation to each agency for their dedication and commitment in providing accurate and timely crime statistics to the state Uniform Crime Reporting Program.

If we can be of assistance, please contact the Uniform Crime Reporting Program at 775-684-6261 or email etudorache@dps.state.nv.us.

This publication is available online at:
<http://www.nvrepository.state.nv.us/ucr/crimejustice.shtml>

The beginning of 2013 provided us with some significant changes in our Division. Effective July 1 the Records and Technology Division became the General Services Division and Julie Butler was appointed the Division Administrator. On the same day, the Technology Bureau separated from us and became part of the Department of Administration's Enterprise Information Technology Services Division.

These changes will not affect the submission of data by our law enforcement community or the services provided by our Division.

With Director Chris Perry retiring on June 28, 2013, this year's publication is dedicated to him. Thank you for your years of service and dedication to the Nevada Department of Public Safety.

Respectfully,

Patrick J. Conmay

APPRECIATION

The success of the Nevada Uniform Crime Reporting Program hinges on the complete, accurate and timely participation of all of Nevada's law enforcement agencies. The program was established with the support of criminal justice and law enforcement agencies statewide in July of 1991 (NRS 179A.078).

Although responsibility for actual development and execution of the program was vested in the Nevada Department of Public Safety, the individuals at the municipal, county and state levels who submit the raw data are the entities ultimately critical to its viability. Accordingly, we recognize the following dedicated people.

Inez Dunmire

Boulder City Police Department

Karen Carr

Carlin Police Department

Becky Neep

Carson City Sheriff's Office

LaRonda Atchison

Churchill County Sheriff's Office

Sgt. Mike Blackeye

Clark County School District PD

Karis Drake

Douglas County Sheriff's Office

Lisa Kern

Elko County Sheriff's Office

Shelby Smith

Elko Police Department

Nicole Thibodeaux

Esmeralda County Sheriff's Office

Louise Wright

Eureka County Sheriff's Office

Beverly Swirczek

Fallon Police Department

Hillary Velado

Henderson Police Department

Darlene Thon

Humboldt County Sheriff's Office

Undersheriff Robert Quick

Lander County Sheriff's Office

John Stever

Lincoln County Sheriff's Office

Kristine Beck

Lovelock Police Department

W. Neal Carter

Las Vegas Fire Department

Rosie Watson

Las Vegas Metropolitan PD

Shelly Bristol

Lyon County Sheriff's Office

Clarissa Larsen

Mesquite Police Department

Brittnee Haworth

Mineral County Sheriff's Office

Olga Garro

Nevada Investigation Division

Stephanie Gonzales

NHP – Region I

Debbie Wengel

NHP – Region II

Sgt. Kirt Beach

NHP – Region III

Liz Cheng

North Las Vegas Police Department

Grace Dugan

Nye County Sheriff's Office

Sheila Reitz

Pershing County Sheriff's Office

Vikki Welding

Reno Police Department

Teresa Wiley

Sparks Police Department

Melissa Field

Storey County Sheriff's Office

Kaylene Brady

TMCC Police Department

James Morrow

UNLV Police Department

Angelica Borrayo

UNR Police Department

Julie Kemp

Washoe County School District PD

Tanya Armstrong

Washoe County Sheriff's Office

Bobbie Bostock

West Wendover Police Department

Capt. Scott Henroid

White Pine County Sheriff's Office

Denise Arguello

Winnemucca Police Department

Helen Sturtevant

Yerington Police Department

Thank you all!

AUTHORITY

The Sixty-Sixth Session of the 1991 Nevada Legislature created the **Uniform Crime Reporting** Program within the Central Repository.

NRS 179A.078

Uniform program for reporting crimes; advisory committee to assist in establishing and carrying out program.

NRS 179A.078 Uniform Program for Reporting Crimes:

Establishment and purpose:

The Director of the Department shall establish within the Central Repository a Uniform Program for Reporting Crimes that is designed to collect statistical data relating to crime or delinquency of children and to facilitate the collection and analysis of statistical data relating to crime at a central location.

(Added to NRS by 1991, 824; A 1993, 362; 1997, 454; [2005, 903](#))

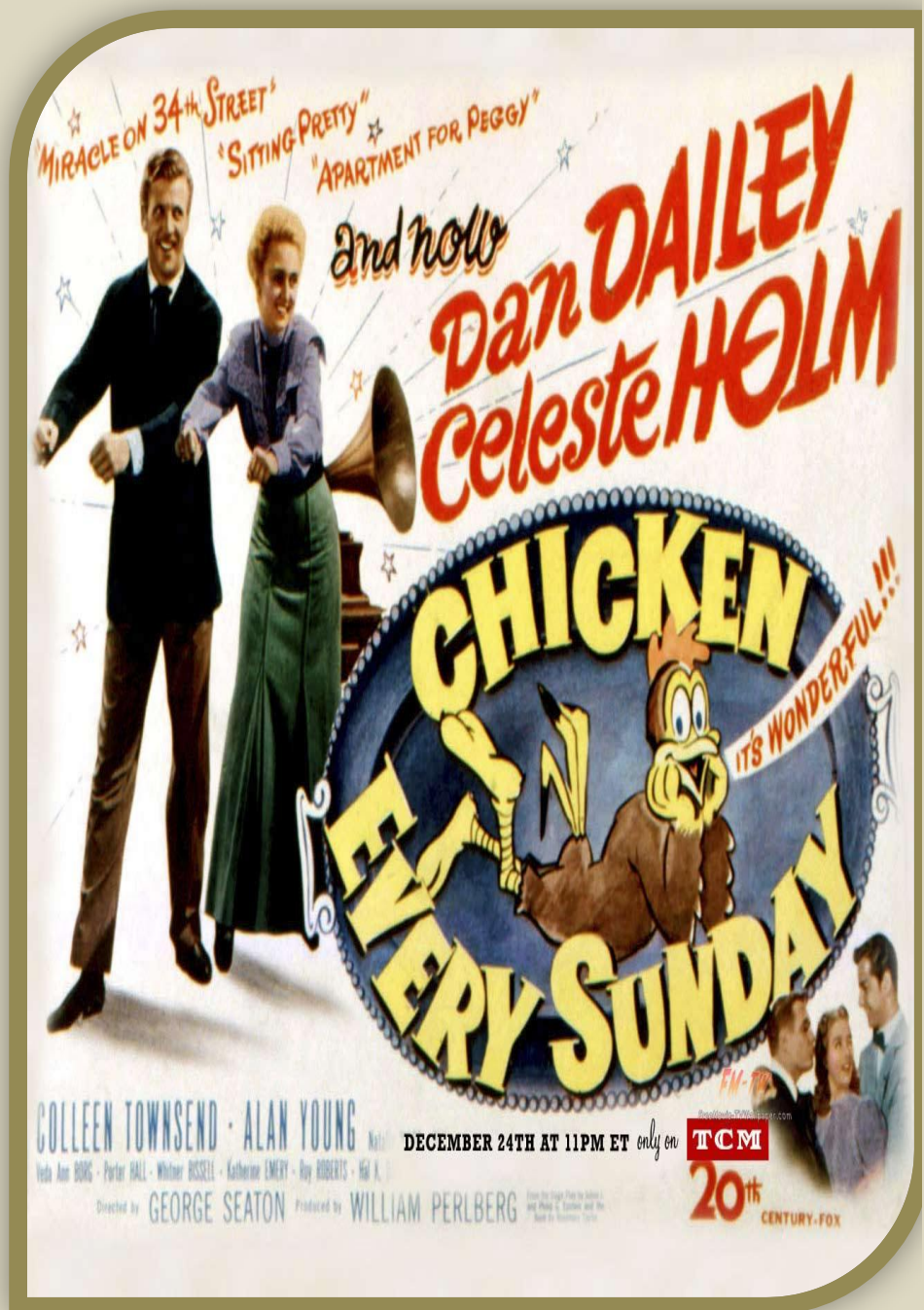
TABLE OF CONTENTS

Classification of Offenses	I – VII
Calculation of Rates.....	VIII
Introduction	7
Crime Factors	7
Potential Uses of UCR Data.....	8
Reporting Procedure.....	9
Hierarchy Rule	11
Verification Procedure.....	11
Policy, Release of UCR Statistical Information	12
Profile, State of Nevada	13
Nevada Crime Clock	15
Crime in Nevada - Highlights	17
Nevada Index Crimes	19
Nevada Statewide Index Crimes.....	20
Statewide Index Crimes/Clearances Graphs	21
Total Index Crimes in Nevada by Monthly Clearances Graphs.....	22
Total Monthly Statewide Index Crimes vs. Clearances by %	24
Total Index Crimes in Nevada for the Past Decade	25
Total Index Crimes and Clearances by County and Month.....	26
Annual Crimes/Clearances Summary by Type and Agency	27
Comparison of Crimes/Clearances	29
Index Crimes: Violent.....	32
Property	33
Murder	35
Rape	39
Robbery	43
Aggravated Assault.....	47
Burglary	51
Larceny-Theft.....	55
Motor Vehicle Theft.....	59
Arson	63
Clearance Rates	67
Arrest Data.....	71
Hate Crimes	147
Arrest Data - Drug & Liquor Violations	151
Stolen and Recovered Property Values	155
Law Enforcement Personnel Employment Data.....	163
Law Enforcement Personnel Assaults	165
Domestic Violence.....	167
Protection Orders.....	229
Crimes Committed Against Older Persons.....	237




Photos from childstarlets.com

STORY COUNTRY



Chicken Every Sunday (1949), filmed in Virginia City, Silver Springs, Minden/Gardnerville, and Carson City.



CLASSIFICATION OF OFFENSES

CLASSIFICATION OF OFFENSES

Uniformity in reporting under the Nevada Uniform Crime Reporting System is based on the proper classification of offenses reported to or known by the police. The adoption of the National System of Uniform Crime Reporting included the utilization of the offense classifications of that system. Law enforcement in this State has made accurate application of those classifications in the reports submitted to the Nevada Uniform Crime Reporting Program. In view of the need for compatibility with the National System, "offenses" under the program are not distinguished by designation of "misdemeanors", "felonies" or violations of municipal ordinances. The explanations of offense classifications may vary slightly from language used by those familiar with Nevada State Law. However, the major categories of offense classification remain the same between the national and state level.

PART I OFFENSES

Offense data consists of information that has been extracted from reports of Part I crimes that have come to the attention of Nevada Law Enforcement Agencies. In general, Part I crimes are usually reported to law enforcement agencies. Part I crimes are comprised of the following offenses.

1. HOMICIDE

1a. Murder and Non-Negligent Manslaughter - *The unlawful killing of a human being with malice aforethought.*

General Rule - Any death due to a fight, quarrel, argument, assault or commission of a crime.

1b. Manslaughter by Negligence - *The unlawful killing of a human being, by another, through gross negligence.*

General Rule - The killing may result from the commission of an unlawful act or from a lawful act performed with gross negligence.

2. FORCIBLE RAPE

2a. Rape by Force - *The carnal knowledge of a female or male forcibly and against her or his will.*

General Rule - Forcible rape of a female or a male, excluding carnal abuse (statutory rape) or other sex offenses.

2b. Attempted Forcible Rape - *All assaults and attempts to rape.*

3. ROBBERY

The felonious and forcible taking of the property of another, against his will, by violence or by putting him in fear. Includes all attempts.

3a. Gun - All robberies and attempted robberies involving the use of any type firearm (revolvers, automatic pistols, shotguns, zip guns, rifles, pellet guns, etc.)

3b. Knife or Cutting Instrument - All robberies and attempted robberies involving the use of cutting or stabbing objects (knife, razor, hatchet, axe, scissors, glass, dagger, ice pick, etc.)

3c. Other Dangerous Weapon - All robberies or attempted robberies when any other object or thing is used as a weapon. (This includes clubs, bricks, jack handles, explosives, acid, etc.)

3d. Strong Arm-Hands, Fists, Feet, etc. - All robberies which include mugging and similar offenses where no weapon is used, but strong-arm tactics are employed to deprive the victim of his property. This is limited to hands, arms, fists, feet, etc. As in armed robbery, all attempts are included.

4. ASSAULT

An assault is an attempt or offer, with unlawful force or violence, to do physical injury to another.

General Rule - All assaults will be classified in the following categories excluding assaults with intent to rob or rape.

- 4a. Gun - All assaults and attempted assaults involving the use of any type of firearm (revolvers, automatic pistols, shotguns, zip guns, etc.)
- 4b. Knife or Cutting Instrument - All assaults and attempted assaults, involving the use of cutting or stabbing objects (knife, razor, hatchet, axe, scissors, glass, dagger, ice pick, etc.)
- 4c. Other Dangerous Weapon - All assaults or attempted assaults when any other object or thing is used as a weapon (clubs, bricks, jack handles, explosives, acid, poison, burning, and cases of attempted drowning, etc.)
- 4d. Hands, Fists, Feet, Etc. - Aggravated Assaults which are of an aggravated nature when hands, fists, feet, etc., are used. To be classified as aggravated assault, the attack must result in serious injury.

5. BURGLARY

Breaking and Entering - Unlawful entry or attempted forcible entry of any structure to commit a felony or larceny.

Note: For Uniform Crime Reporting purposes the terms "Burglary" and "Breaking and Entering" are considered synonymous. All such offenses and attempts are scored as burglary. Breaking and Entering of a motor vehicle is classified as a larceny for Uniform Crime Reporting purposes.

General Rule - Any unlawful entry or attempted forcible entry of any dwelling house, attached structure, public building, shop, office, factory, storehouse, apartment, house trailer (considered to be a permanent structure), warehouse, mill, barn, camp, other building, ship or railroad car.

- 5a. Forcible Entry - All offenses where force of any kind is used to enter unlawfully a locked structure, with intent to steal or commit a felony. This includes entry by use of a master key, celluloid, or other device that leaves no outward mark but is used to open a lock. Concealment inside a building, followed by the breaking out of the structure is also included.
- 5b. Unlawful Entry - No Force - Any unlawful entry without any evidence of forcible entry.
- 5c. Attempted Forcible Entry - When determined that forcible entry has been attempted.

6. LARCENY-THEFT (except auto theft)

The unlawful taking of the property of another with intent to deprive him/her of ownership.

General Rule - All larcenies and thefts resulting from pocket-picking, purse-snatching, shoplifting, larceny from auto, larceny of auto parts and accessories, theft of bicycles, larceny from buildings, and from coin-operated machines. Any theft that is not a robbery or the result of breaking and entering is included. Embezzlement, larceny by bailee, fraud or bad check cases is excluded.

7. MOTOR VEHICLE THEFT

The larceny or attempted larceny of a motor vehicle.

General Rule - This classification includes the theft or attempted theft of a motor vehicle which, for Uniform Crime Reporting designation, is described as a self-propelled vehicle that runs on the surface of the land and not on rails. Excludes reported offenses where there is a lawful access to the vehicle, such as a family situation or unauthorized use by others with lawful access to the vehicle (chauffeur, employees, etc.) but it includes "Joy Riding." Excluded from this category are airplanes, boats, farm equipment and heavy construction vehicles, which are scored in the larceny category.

8. ARSON

The willful or malicious burning to defraud, a dwelling house, church, college, jail, meeting house, public building, or any building, ship or vessel, motor vehicle or aircraft, contents of buildings, personal property of another, goods or chattels, crops, trees, fences, gates, lumber, woods, bogs, marshes, meadows, etc., are scored as arson.

Includes all arrests for violations of state laws and municipal ordinances relating to arson and attempted arson.

PART II OFFENSES

The Part II offenses encompass all other crime classifications outside of those defined as Part I offenses. In November 1932, the national UCR Program adopted a Standard Classification of Offenses for the compilation of criminal statistics. This classification was devised and adopted in order that law enforcement, judicial and penal statistics might be uniformly compiled in terms of a single classification of offenses. The definitions of the Part II offenses that follow include some of the offense titles described in NRS and in county or municipal code. These titles have been included as descriptive data to aid in determining the offenses that are included or excluded from each classification.

9. OTHER ASSAULTS

Assaults and attempted assaults where no weapon was used or which did not result in serious or aggravated injuries to the victim are included as "Other Assaults".

Examples of local jurisdiction offense titles that would be included in "Other Assaults" are:

- A. Simple assault
- B. Minor assault
- C. Assault and battery
- D. Injury by culpable negligence
- E. Resisting or obstructing an officer
- F. Intimidation
- G. Coercion
- H. Hazing
- I. Attempts to commit the above

10. FORGERY AND COUNTERFEITING

In the majority of states, forgery and counterfeiting are treated as allied offenses. Placed in this class are all offenses dealing with the making, altering, uttering or possessing, with intent to defraud, anything false in the semblance of that which is true. Including:

- A. Altering or forging public or other records
- B. Making, altering, forging or counterfeiting bills, notes, drafts, tickets, checks, credit cards, etc.
- C. Forging wills, deeds, bonds, seals, trademarks, etc.
- D. Counterfeiting coins, plates, bank notes, checks, etc.
- E. Possessing or uttering forged or counterfeited instruments
- F. Erasures
- G. Signing the name of another or fictitious person with intent to defraud
- H. Using forged labels
- I. Possession, manufacture, etc., of counterfeiting apparatus
- J. Selling goods with altered, forged, or counterfeited trademarks
- K. All attempts to commit above

11. FRAUD

Fraudulent conversion and obtaining money or property by false pretense. Include:

- A. Bad checks, except forgeries or counterfeiting
- B. Confidence games
- C. Leaving full-service gas station without paying attendant
- D. Unauthorized withdrawal of money from an automatic teller machine
- E. Attempts to commit the above

12. EMBEZZLEMENT

Misappropriation or misapplication of money or property entrusted to one's care, custody or control. Attempts are included.

13. STOLEN PROPERTY; BUYING, RECEIVING, POSSESSING

Included in this class are all offenses of buying, receiving, and possessing stolen property, as well as all attempts to commit any of these offenses.

14. VANDALISM

Vandalism consists of the willful or malicious destruction, injury, disfigurement or defacement of any public or private property, real or personal, without consent of the owner or person having custody or control by cutting, tearing, breaking, marking, painting, covering with filth, or any other such means as may be specified by local law. This offense covers a wide range of malicious behavior directed at property, such as: cutting auto tires, drawing obscene pictures on public restrooms walls, smashing windows, destroying school records, tipping over gravestones, defacing library books, etc. Attempts are included.

15. WEAPONS; CARRYING, POSSESSING, CONCEALING

This class deals with weapons offenses, regulatory in nature such as:

- A. Manufacture, sale, or possession of deadly weapons
- B. Carrying deadly weapons, concealed or openly
- C. Using, manufacturing, etc., silencers
- D. Furnishing deadly weapons to minors
- E. Aliens possessing deadly weapons
- F. All attempts to commit any of the above

16. PROSTITUTION & COMMERCIALIZED VICE

Included in this class are sex offenses of a commercialized nature such as:

- A. Prostitution
- B. Keeping a bawdyhouse, disorderly house or house of ill repute
- C. Pandering, procuring, transporting or detaining women for immoral purposes
- D. All attempts to commit the above

17. SEX OFFENSES (except forcible rape, prostitution, commercialized vice)

Includes offenses against chastity, common decency, morals, and the like, such as:

- A. Adultery and fornication
- B. Buggery

- C. Incest
- D. Indecent exposure
- E. Indecent liberties
- F. Seduction
- G. Sodomy or crime against nature
- H. Statutory rape - (no force)
- I. All attempts to commit any of the above

18. DRUG ABUSE VIOLATIONS

Drug abuse violation arrests are requested on the basis of the narcotics used. Included are all arrests for violations of state and local ordinances, specifically those relating to the unlawful possession, sale, use, growing, manufacturing and making of narcotic drugs.

SALE / MANUFACTURING

- A. Opium or cocaine and their derivatives (morphine, heroin, codeine)
- B. Marijuana
- C. Synthetic narcotics - manufactured narcotics which can cause true drug addiction (Demerol, Methadone)
- D. Dangerous non-narcotic drugs (barbiturates, Benzedrine)

POSSESSION

- E. Opium or cocaine and their derivatives (morphine, heroin, codeine)
 - F. Marijuana
 - G. Synthetic narcotics - manufactured narcotics which can cause true drug addiction (Demerol, Methadone)
 - H. Dangerous non-narcotic drugs (barbiturates, Benzedrine)
- Includes all attempts to sell, manufacture, or possess any of the above.

19. GAMBLING

All charges which relate to promoting, permitting or engaging in gambling. To provide a more refined collection of gambling arrests, the following break-downs are furnished:

- A. Bookmaking (horse and sport books)
- B. Numbers and lottery
- C. All other

20. OFFENSES AGAINST FAMILY & CHILDREN

Included are all charges of non-support and neglect of family and children, such as:

- A. Desertion, abandonment, or non-support of spouse or child
- B. Neglect or abuses of spouse or child (if injury is serious, score as aggravated assault)
- C. Non-payment of alimony
- D. All attempts to commit any of the above

Note: Not counted are victims of these charges who are merely taken into custody for their own protection.

21. DRIVING UNDER THE INFLUENCE

This class is limited to the driving or operating of any vehicle while drunk or under the influence of liquor or narcotic drugs. It includes:

- A. Operating a motor vehicle while under the influence
- B. Operating an engine, train, streetcar, boat, etc., while under the influence

22. LIQUOR LAWS

With the exception of "Drunkenness" (offense 23) and "Driving under the Influence" (offense 21), liquor law violations, state or local, are placed in this class, excluding federal violations. It includes:

- A. Manufacturing, sale, transportation, furnishing, possessing, etc., intoxicating liquor
- B. Maintaining unlawful drinking places
- C. Bootlegging
- D. Operating a still
- E. Furnishing liquor to a minor or intemperate person
- F. Using a vehicle for illegal transportation of liquor
- G. Drinking on train or public conveyance
- H. All attempts to commit any of the above

23. DRUNKENNESS

Included in this class are all offenses of drunkenness or intoxication, with the exception of "Driving under the Influence" (offense 21).

- A. Drunkenness
- B. Drunk and disorderly
- C. Common or habitual drunkard
- D. Intoxication

24. DISORDERLY CONDUCT

In this class are placed all charges of committing a breach of the peace. Include:

- A. Affray
- B. Unlawful assembly
- C. Disturbing the peace
- D. Disturbing meetings
- E. Disorderly conduct in state institutions, at court, at fairs, on trains or public conveyances, etc.
- F. Blasphemy, profanity, and obscene language
- G. Desecrating the flag
- H. Refusing to assist an officer
- I. All attempts to commit the above

25. VAGRANCY

Persons prosecuted on the charge of being, "a suspicious person, etc.," are included in this class. Include:

- A. Vagrancy
- B. Begging
- C. Loitering, (persons 18 and over)
- D. Vagabondage

26. ALL OTHER OFFENSES

Included in this class are all other state or local offenses (except traffic violations) not included in offenses 1 through 25.

- A. Admitting minors to improper places
- B. Abduction and compelling to marry
- C. Bigamy and polygamy
- D. Blackmail and extortion

(26 ALL OTHER OFFENSES – Cont'd)

- E. Bribery
- F. Combination in restraint of trade; trusts, monopolies
- G. Contempt of court
- H. Criminal anarchism
- I. Criminal syndicalism
- J. Discrimination, unfair competition
- K. Kidnapping
- L. Marriage within prohibited degrees
- M. Offenses contributing to juvenile delinquency (except as provided for in offenses 1 to 25), such as employment of children in immoral vocations or practices, admitting minors to improper places
- N. Perjury and subornation of perjury
- O. Possession, repair, manufacture, etc. of burglar's tools
- P. Possession of drug paraphernalia
- Q. Possession or sale of obscene literature, pictures, etc.
- R. Public nuisances
- S. Riot and rout
- T. Trespass
- U. Unlawfully bringing weapons into prisons or hospitals
- V. Unlawfully bringing drugs or liquor into state prisons, hospitals, etc.; furnishing to convicts
- W. Unlawful disinterment of the dead and violation of sepulture
- X. Unlawful use, possession, etc. of explosives
- Y. Violations of state regulatory laws and municipal ordinances
- Z. Violation of quarantine
- AA. All offenses not otherwise classified and all attempts to commit any of the above

27. SUSPICION

While "suspicion" is not an offense, it is the grounds for many arrests in those jurisdictions where the law permits. After examination by law enforcement officers, the arrestee is either formally charged or released. Those formally charged are entered in one of the Part I or Part II offense classes. This class is limited to "suspicion" arrests where persons arrested are released by police.

28. CURFEW AND LOITERING LAWS (persons under 18)

Contains all arrests made for violations of local curfew or loitering ordinances where such laws exist.

29. RUNAWAY (persons under 18)

For purposes of the UCR program, reported in this category are apprehensions for protective custody as defined by local statute. Arrests of runaways from one jurisdiction by an agency from a different jurisdiction are counted by the home jurisdiction. Protective custody actions with respect to runaways taken for other jurisdictions are not included.

CALCULATION OF RATES

The Uniform Crime Reporting Program provides data for police executives to measure local problems. To facilitate this function, local data must be converted into terms of rates and percentages. Simple formulas are displayed here which may assist in these computations.

CRIME RATES

One of the most meaningful crime statistics is the crime rate. This is the number of Part I offenses per 1,000 inhabitants. This rate can be calculated for any city, town or county.

To compute crime rates, divide the community population by 1,000 and divide the number of offenses in each class by that number. The answer is the number of offenses per 1,000 population and is the crime rate for that particular offense.

Example:

- a. Population - 75,000
- b. Number of burglaries - 215
Divide: 75,000 by 1,000 = 75.0
Divide: 215 by 75.0 = 2.87
The crime rate for burglary is 2.87 per 1,000 inhabitants.

CLEARANCE RATES

The percentage of crimes cleared is obtained by dividing the number of offenses cleared by the number of offenses known. This answer is then multiplied by 100.

Example:

- a. Number of clearances in robbery - 38
- b. Number of total robberies - 72
Divide: 38 by 72 = 0.528
Multiply: 0.528 by 100 = 52.8
The clearance rate for robbery is 52.8%.

CRIME TREND DATA

Local agencies can compute crime trends for a given offense for their individual agency for a particular period of time.

Example:

- a. Auto thefts in your jurisdiction for July through December last year numbered 21.
- b. Auto thefts in your jurisdiction for July through December this year numbered 29.
Subtract: 29-21 = 8, notice that 8 is an increase over the past year.
Divide: 8 by 21 = 0.38, always divide the difference by the total in the earlier time period.
Multiply: 0.38 x 100 = 38.0

Your trend in auto theft is a 38.0% increase for the last six months of this year compared to the last six months of last year.

POLICE EMPLOYEE DATA

Police employee rates are expressed as the number of employees per 1,000 population. To compute this rate, divide the population by 1,000 and divide the number of enforcement employees by this number.

Example:

- a. Your jurisdiction's population - 75,000
- b. Your agency's number of employees - 102
Divide: 75,000 by 1,000 = 75
Divide: 102 by 75 = 1.36
Your employee rate is 1.36 employees per 1,000 population.

INTRODUCTION

The **Uniform Crime Reporting (UCR)** Program is a nationwide cooperative effort of over 17,000 city, county, and state law enforcement agencies voluntarily reporting data on crime. The monthly contributions to Nevada's current program, with 38 local law enforcement agencies reporting full-time, represent the continuing efforts in maintaining an effective statewide criminal justice information system (CJIS). We invite remaining non-participating local law enforcement agencies to join their peers in this effort and to participate in this important program.

Inquiries concerning Uniform Crime Reporting may be directed to:

**Department of Public Safety
General Services Division
Uniform Crime Reporting
333 West Nye Lane Suite 100
Carson City, NV 89706
Tel (775) 684-6262**

Ideally, **UCR** data will eventually merge with that of the other major components of the criminal justice system (i.e., prosecutors, courts, and corrections) to form an integrated system for the exchange of vital management information. The availability of such data will enhance law enforcement's proactive response to crime and justice in Nevada. The Nevada Department of Public Safety has administered the **UCR** Program as a statewide, standardized method of collecting statistics on crime as it is reported to law enforcement. The **UCR** program also produces a reliable set of criminal statistics for use in law enforcement administration, operation, and management. Additionally, Nevada's statistics are forwarded monthly to the FBI for inclusion in its annual report Crime in the United States (CIUS).

We hope **UCR** data will be used over the years as a leading social indicator. With this annual report, Nevada's citizens can look to **UCR** as the primary information source on the nature and extent of crime in Nevada. Criminologists, sociologists, legislators, state and local planners, the media, and academicians can use the statistics for wide and varied research, planning, as well as for other applications.

CRIME FACTORS

Statistics gathered under the **UCR** Program are submitted by the participating law enforcement agencies of Nevada and represent a spectrum of crime on statewide, county, and municipal levels. Awareness of the presence of unique variables is necessary if fair and equitable conclusions are to be drawn. These crime-influencing factors are present, to some degree, in every community and their presence affects, in varying degrees, the crime developments of the community. Comparison of crime figures between communities should not be made without first considering individual factors present in each community. Crime, as an outgrowth of society, remains a social problem of grave concern, and the police are limited in their role as to its detection and suppression. As stated by the President's Commission on Law Enforcement and Administration of Criminal Justice in its report, The Challenge of Crime in a Free Society, (Page 92):

But the fact that the police deal daily with crime does not mean that they have unlimited power to prevent it, or reduce it, or deter it. The police did not create and cannot resolve the social conditions that stimulate crime. They did not start and cannot stop the convulsive social changes that are taking place in America.

They do not enact the laws that they are required to enforce, nor do they dispose of the criminals they arrest. The police are only one part of the criminal justice system; the government is only one part of society. Insofar as crime is a social phenomenon, crime prevention is the responsibility of every part of society. The criminal process is limited to case-by-case operations, one criminal or one crime at a time.

Following are some conditions that will, by type and volume, affect crime that occurs from place to place.

- Size and density of community population and the degree of urbanization in the surrounding area
- Compositions of population with particular reference to youth concentration
- Economic status of population, median income and job availability
- Relative stability of population, including commuters, seasonal, and other transient types
- Modes of transportation and area highway systems
- Climate, including seasonal weather conditions
- Cultural conditions such as educational, recreational, and religious characteristics
- Standards governing appointments to the police force
- Policies of prosecuting officials, the courts, correctional and parole/probation officials
- Effective strength of law enforcement agencies
- Attitude of the public toward reporting crime and participation in the prosecution of offenders
- The administrative and investigative efficiency of local law enforcement agencies, including the degree of adherence to crime reporting standards
- Organization and cooperation of adjoining and overlapping police jurisdictions

The primary goal of the UCR program is to identify crime and related problems. Statistics in this publication should not be used to measure or to evaluate workloads and results of individual contributing departments. While most police agencies are collectively viewed as crime-fighting units, considerable independent research shows only a small portion of the workload of many departments is spent fighting crime. Because of other assigned duties, the peculiar cycle of crime and clearances, and different community factors that normally affect crime statistics, no conclusions regarding individual departments should be made without consulting directly with the agency being analyzed.

Crime rates in this publication are based on the resident population of the state and its subdivisions as established and published by the Nevada State Demographer. Population estimates are revised annually. Seasonal population figures are too inaccurate and fluctuate too rapidly to be used in the determination of crime rates. Most Nevada communities experience rather wide seasonal population fluctuations due to the nature of the state's major industries, gaming and tourism. Accordingly, actual crime rates per thousand reported here may appear higher than might be expected for a community of comparable size without substantial fluctuations. This should not deter police administrators from using the data for planning and administrative purposes. Local seasonal population data is available which can be utilized for further statistical refinements.

Additionally, readers are cautioned not to make direct comparisons between crime rates reported for Nevada communities and those of communities of similar size in other states without first carefully analyzing and applying local modifying factors.

POTENTIAL USES OF UCR DATA

The Nevada program is unique among similar state programs as it is dedicated to doing more than just gathering statistics. The program is dedicated to providing statistical support services to its contributors and to produce a variety of reports, or crime profiles, on an as-needed basis. These crime profiles will set the stage for extensive use of the data by police administrators and other criminal justice agencies.

Persons reading this report may ask, "How good are Uniform Crime Reports and how can they be used?" Initial responses that come to mind may be limited, but as the information is examined more closely, many and varied uses are discovered. Foremost is keeping the public informed as to the frequency and nature of crime, which they may judge and act accordingly. In actuality, UCR is a multi-faceted vehicle of many uses. Here are a few, but by no means all such uses, as they relate to different groups and agencies.

Law Enforcement Contributors

Administrative information relating to:

1. Budget - need and justification
2. Staffing - number needed relating to state average number of employees vs. population and crime rate
3. Department composition - Patrol, Administration, Jail, Laboratory, Detective Division, Juvenile
4. Identification of specific problem crimes

5. Disbursement of personnel and shifts in accordance with the crime picture of individual communities with avoidance of duplication of services in cases of concurrent jurisdiction
6. Training - according to crime problem prioritization
7. Equipment procurement - by justified need
8. Selective enforcement - by crime volume, particular times, and seasons through UCR information
9. Crime Profiles - identification of problems unique to individual communities
10. Long-range Planning - as anticipated by crime trends

Governor and Legislature

1. Broad, accurate picture of crime in Nevada by location, frequency, type, and rate, as reported and derived from records of all participating enforcement agencies
2. Guide to validate funding needs of special interest groups
3. Need for more or fewer specialized programs
4. Identification of crime trends and their relationship(s) to training, courts, corrections, and other criminal justice agencies
5. Identification of various social problems relating to drugs, alcohol, juveniles and rehabilitation
6. Effectiveness of various social programs related to drugs, alcohol, juveniles and rehabilitation

Courts - Prosecution

1. Valuable general research information on crimes within the areas being served
2. Crime trend information
3. Identification of specific crimes to be considered in the prosecutorial and judicial processes

Press

A factual source for use in reporting crime and socially-related problems

Social Agencies

1. Identification of problem areas for concentration of remedial activities
2. Application for general evaluation of program effectiveness

Educational Institutions

Educators at all levels can use UCR data for various studies, budget preparation, and planning.

The above listed are a few possible uses; undoubtedly many more exist. The larger the UCR database becomes, the clearer its value will become. Since effective problem solving begins with problem identification, UCR will continue to be meaningful for years to come.

Nevada UCR staff believes the data provided here can serve as a catalyst for some departments to establish modern record systems for the first time. With other agencies it may spur emplacement of needed system upgrades. This will enable administrators at the chief and sheriff levels to be able to take a renewed look at their departments, potentially effecting beneficial internal operational changes. Awareness by subordinate personnel that their reports and arrest information are being used, not just filed away, will result in better and more comprehensive reporting. Finally, the periodic release of crime information to the general public helps keep the crime problem in its proper perspective.

REPORTING PROCEDURE

In Nevada's UCR, contributing law enforcement agencies are wholly responsible for compiling their own crime reports and submitting them to the Uniform Crime Reporting Section of the General Services Division in Carson City. The UCR Program, to maintain data quality and uniformity, furnishes to the contributing agencies continuous training and instruction in Uniform Crime Reporting procedures. All contributors are also given data submission guidelines, report forms, and a UCR Guide furnished by the FBI that outlines, in detail, procedures to score and to classify offenses. The guide illustrates and discusses the monthly and annual report forms.

A centralized recordkeeping system is vital to the sound operation of any law enforcement agency. It is an essential element for crime reporting. Trained UCR personnel at the state level assist contributors in following established reporting procedures.

Law enforcement agencies (state, county and municipal) report the number of offenses that become known to them in the following crime categories, also known as "Part I" offenses or "Index Offenses":

- 1. Criminal Homicide**
 - a. Murder and Non-Negligent Manslaughter
 - b. Manslaughter by Negligence (not an index crime)
- 2. Forcible Rape**
 - a. Rape by Force
 - b. Attempts to Commit Forcible Rape
- 3. Robbery**
 - a. Firearm
 - b. Knife or Cutting Instrument
 - c. Other Dangerous Weapon
 - d. Strong-Arm (Hands, Fists, Feet, etc.)
- 4. Assault**
 - a. Firearm
 - b. Knife or Cutting Instrument
 - c. Other Dangerous Weapon
 - d. Hands, Fists, Feet, etc., Aggravated
 - e. Hands, Fists, Feet, Not Aggravated (not an index crime)
- 5. Burglary**
 - a. Forcible Entry
 - b. Unlawful Entry - No Force
 - c. Attempted Forcible Entry
- 6. Larceny-Theft (except motor vehicle theft)**
- 7. Motor Vehicle Theft**
 - a. Autos
 - b. Trucks and Buses
 - c. Other Vehicles
- 8. Arson**

In addition, the agencies submit the number of arrests recorded, by sex and age, for 21 other "Part II" offenses. Descriptions of these offenses are provided under the offense classification section.

Another facet of the UCR Program involves the collection of "hate crimes". In 1990, the President of the United States signed into law the "Hate Crime Statistics Act of 1990". The data identifies crimes that manifest evidence of prejudice based on race, religion, sexual orientation, ethnicity, and physical or mental disabilities.

Whenever complaints of crime are determined through investigation to be unfounded or false, they are subtracted from the actual count. The number of "actual offenses known" in these crime categories is reported to the Nevada UCR Unit whether or not anyone is arrested for the crime, the stolen property is recovered, prosecution is undertaken, or any other restrictive consideration is in effect.

Other data configurations which contributing agencies tally through the UCR system are as follows:

- Number of crimes cleared by arrest or exceptional means
- Number of crimes cleared involving persons under age 18
- Number of enforcement officers killed or assaulted
- Type and value of property stolen and recovered

- Number of arrests for all criminal acts (except traffic violations), broken out by arrestee age, sex and race
- Number of sworn and civilian enforcement personnel employed by agency type

HIERARCHY RULE

The experience of law enforcement agencies handling UCR data shows that, for the most part, offenses of law occur singly as opposed to many being committed simultaneously. In these single-offense situations, it must be decided whether the crime was one of the Index Offenses, and if so, it is scored accordingly. However, if several offenses are committed at the same time by a person or a group of persons, a different approach must be used in classifying and scoring. As a general rule, a multiple-offense situation requires classification of each of the offenses and identification of those that are Part I crimes. The Part I offenses involved must then be located within their ranked list, which goes from most to least priority. The offense which is highest on the list is scored. The other offenses involved in the incident are ignored. The Hierarchy Rule, which requires counting only the highest offense on the list and ignoring all others, applies only to crime reporting and does not affect the number of charges for which the defendant may be prosecuted in the courts.

VERIFICATION PROCEDURE

Data uniformity and accuracy is of primary concern under this program. With coverage of approximately 39 reporting jurisdictions within the State of Nevada, the problems with attaining uniformity are apparent. Issuance of instructions and training of personnel within contributing agencies does not complete the role of the UCR Unit. It is standard operating procedure to examine each incoming report for mathematical accuracy and completeness.

Clearance factors, recovery rates and other elements are scrutinized and changes are suggested to the contributors where needed. In the instance of minor mathematical corrections, the contributing agency is either contacted by mail, fax, telephone, e-mail or in-person visitations made by qualified UCR Program personnel.

The possibility of report duplication requires constant verification through internal consistency checks. If duplication is suspected, the contributing agency is immediately contacted and the matter is resolved in accordance with guidelines. Continual analysis of reports is ongoing to assist contributors, and to maintain the quality necessary for a factual and successful program. In addition, an FBI Quality Assurance Group periodically visits contributors to cooperatively assist in necessary auditing of records and reporting methods.

Regardless of the extent of the quality control process employed by the Uniform Crime Reporting Unit, the accuracy of the data assembled under this program depends on the sincere effort exerted by each contributor to meet the necessary standards of reporting. We are especially grateful to the UCR support staff in each contributing agency for their diligence and persistence, and for their constant attention to reporting policies and procedures.

STATEMENT OF POLICY FOR RELEASE OF UCR STATISTICAL INFORMATION

The following policies provide guidance concerning the release of UCR statistical information. Prior to being released, all information is approved by senior UCR staff.

1. This report is available on a computer CD by request, or on the Criminal History Repository website at <http://nvrepository.state.nv.us/crimejustice.shtml>
2. UCR statistical monthly reports are available online at <http://nvrepository.state.nv.us/monthlyucr.shtml>
3. Information contained in the published annual report may be released via telephone, letter, etc., to any interested party.
4. All requests for unpublished information should be directed to the UCR Program Supervisor at (775) 684-6242 or email ddraper@dps.state.nv.us
5. These special requests will be honored only for the current reporting year.
6. Law enforcement agencies may receive interim, unpublished, specialized reports germane to their agency upon request.

PROFILE OF THE STATE OF NEVADA

This profile is presented to provide some general knowledge and facts about the State of Nevada. The information might assist users of this publication in understanding the environment in which reported crime incidence and arrest data occurred.

NEVADA FACTS AND FIGURES

---Nevada is the seventh largest state in the United States, covering 109,826 square miles. The state's long western border is shared with California, the most populous state in the Union. On its northern and eastern borders are the states of Oregon, Idaho, Utah, and Arizona. The state's longest distance from the northwest corner to the southern tip is approximately 600 miles. At the widest point it is nearly 350 miles.

---Nevada consists of seventeen counties, ranging in size from 153 square miles for the state capitol of Carson City to over 18,000 square miles for Nye County, one of the largest counties in the United States.

---The geography of the state consists of rugged desert and mountain terrain, with the highest mountain peak (Boundary Peak in Esmeralda County) having an elevation of 13,146 feet above sea level and the lowest point on the Colorado River having an elevation of 490 feet.

---Nevada has a four-season climate, with wide variations between its northern and southern latitudes. Low temperatures in the north can go well below zero in the winter months, while high temperatures in the south can climb well over 100° Fahrenheit in the summer. It is the most arid state in the country, receiving an average of less than ten inches of precipitation annually.

---Of Nevada's total land area, 85.3% is controlled by the federal government. State and local governments control 0.3% and 1.6% falls under the jurisdiction of 22 American Indian Reservations. The United States military - which has a significant presence - has also reserved large areas.

---Nevada's population increased by over 54% between 1980 and 1990 (from 800,508 to 1,236,130), 60.0% from 1990 to 2000 (1,236,130 to 2,065,610) and 33.56% from 2000 to 2012 (2,065,610 to 2,758,931) positioning our state among the highest rates of population growth in the nation for the past several years.

Due to these tremendous long-term increases, several communities have been hard-pressed to provide necessary infrastructures.

Despite this growth, Nevada remains one of the most sparsely populated states, with about 25 people per square mile.

Fully **90.00%** of the state's total population is located in the counties of Clark (1,995,735 – 72.33%), Washoe (431,276 – 15.63%) and Carson City (56,164 – 2.04%).

---The Nevada State Demographer released the following population composition for Nevada in 2012:

By Age		2012
0 to 4 Years of Age		7.11%
5 Years of Age		1.53%
6 to 18 Years of Age		17.75%
19 to 64 Years of Age		61.19%
65 Years of Age and Over		12.43%
Gender		
Males		50.48%
Females		49.52%

Race and Ethnicity

White Not of Hispanic Origin	58.75%
Black Not of Hispanic Origin	7.12%
American Indian, Eskimo, or Aleut Not of Hispanic Origin	1.31%
Asian or Pacific Islander Not of Hispanic Origin	6.69%
Hispanic Origin of Any Race	26.12%

---Tourism and gaming are the state's largest industries.

The gaming industry generated revenue of **\$10,861,087,369** in 2012, up 1.5% from 2011 with **\$10,700,966,491**.

Approximately 52,299,113 people visited in 2012, up 1.8% from 51,372,307 in 2011. These and other interesting statistics are available at www.travelnevada.com.

Of concern to Nevada is the rapid spread of gaming to other states and Indian reservations. The Las Vegas area has responded by expanding and building huge "destination" or "theme" resorts, catering to a broader spectrum of interests.

---Nevada is the largest gold producer in the United States and ranks in the top ten in the world. The bulk of this mining boom has occurred within the past fifteen years and has primarily taken place in the rural northern part of the state.

NEVADA CRIME CLOCK - 2012 HIGHLIGHTS



One
INDEX CRIME OFFENSE
every 5 minutes, 35 seconds

One
VIOLENT CRIME
every 31 minutes, 41 seconds

One
PROPERTY CRIME
every 6 minutes, 47 seconds

One
MURDER
every 3 days, 2 hours, 26 min

One
BURGLARY
every 23 minutes, 55 seconds

One
RAPE
every 9 hours, 31 minutes

One
LARCENY
every 11 minutes, 39 seconds

One
ROBBERY
every 1 hour, 47 minutes

One
MOTOR VEHICLE THEFT
every 52 minutes, 45 seconds

One
AGGRAVATED ASSAULT
every 49 minutes, 21 seconds

One
ARSON
every 21 hours, 31 minutes

The crime clock should be viewed with care. Being the most aggregate representation of UCR data, it is designed to convey the annual reported crime experience by showing the relative frequency of occurrence of the Index Offenses.

This mode of display should not be taken to imply regularity in the commission of the offenses; rather, it represents the annual ratio of crime to fixed time intervals.

CRIME IN NEVADA 2012 - HIGHLIGHTS

CRIME RATE

The Nevada Crime Rate is based on the occurrence of an index offense per 1,000 residents of the state. Municipal and county rates are based on their individual populations. The state crime rate for 2012 was 34.18 per 1,000. The comparable rate for 2011 was 31.66. The state population utilized was 2,758,931, the latest available estimate for 2012 from the FBI's Population Report.

INDEX OFFENSES

Law Enforcement reported 94,294 Index Offenses in 2012, an increase of 8,122 offenses (9.42%) from the 86,172 offenses reported in 2011. Nevada's five-year average for total index offenses (2008-2012) was 96,469.

VIOLENT CRIMES

Murder, rape, robbery and aggravated assault make up the "violent crimes" category. Violent crimes as a group increased by 971 offenses to 16,633 in 2012, from 15,662 in 2011. Violent crimes accounted for 17.64% of all reported Index Crimes (18.2% in 2011) and displayed a crime rate of 6.03 per 1,000 population. Nevada's five-year average for violent crimes (2008-2012) was 17,603.

PROPERTY CRIMES

Property crimes, consisting of burglary, larceny, motor vehicle theft, and arson increased in 2012 by 7,151 offenses (10.14%) from 2011. There were 77,661 offenses reported in 2012, with 70,510 reported in 2011. Property crimes accounted for 82.36% of all index crimes in 2012, with a crime rate of 28.15 offenses per 1,000 population. Nevada's five-year average for property crimes (2008-2012) was 78,867.

MURDER

There were 118 non-negligent murders committed in Nevada during 2012, down 33 (21.85%) from the 151 murders reported in 2011. Law enforcement cleared 95 murders in 2012 (80.51%). Nevada's five-year average for homicide offenses (2008-2012) was 154.

RAPE

Forcible and attempted rapes increased by 28 during 2012. There were 923 offenses reported to enforcement in 2012, compared to 895 in 2011. Of the total, 822 were actual rapes, while 101 were classified as attempts. Nevada's five-year average for rape offenses (2008 - 2012) was 978.

ROBBERY

Robberies increased by 278 offenses (5.99%), from 4,635 in 2011 to 4,913 in 2012. Nevada's five-year average for robbery offenses (2008-2012) was 5,472.

AGGRAVATED ASSAULT

Nevada law enforcement reported 10,679 aggravated assaults during 2012, an increase of 698 (6.99%) from the 2011 figure of 9,981. In addition, there were 36,719 simple assaults in 2012. Nevada's five-year average for aggravated assault offenses (2008-2012) was 10,999.

BURGLARY

Burglary increased in 2012 by 1,716 offenses (8.45%) from the 2011 total of 20,309. The 22,025 burglaries reported in 2012 resulted in property loss totaling \$89,261,564. Burglaries represented 23.20% of all reported Index Offenses. Nevada's five-year average for burglary offenses (2008-2012) was 22,148.

LARCENY

The number of larcenies reported in Nevada for 2012 totaled 45,237 an increase of 4,972 offenses (12.34%) from the 2011 figure of 40,265. Nevada's five-year average for larceny-theft offenses (2008-2012) was 44,634. Total larceny loss for 2012 was \$99,737,182.

MOTOR VEHICLE THEFT

The number of motor vehicle thefts increased by 521 (5.50%) during 2012, from 9,470 in 2011 to 9,991. Nevada's five-year average for motor vehicles stolen (2008-2012) was 11,582. Total loss for 2012 was \$45,014,474.

ARSON

Arson was added to the list of reportable index crimes in 1980. During 2012 there were 408 arsons reported in Nevada, compared to 466 in 2011. This represents a decrease of 12.4%. Estimated property loss from these offenses totaled \$4,005,861. Nevada's five-year average for arson (2008-2012) was 502.

STOLEN/RECOVERED PROPERTY

During 2012 law enforcement agencies recorded \$241,076,611 worth of property stolen during the commission of index crimes. They were able to recover \$27,830,447, i.e. 11.54%.

CLEARANCE RATE

Law enforcement agencies cleared 23.07% of all index crimes in Nevada in 2012, a decrease of 0.13% from 2011. Nationally, 25.42% of all index crimes were cleared in 2011.

ARRESTS

The total number of persons arrested, summoned, or cited by law enforcement in 2012, including juveniles and adults, was 146,034 a 9.4% decrease over the 2011 total of 154,729. Drug arrests by the Department of Public Safety, Investigation Division in 2012 were 381, while Nevada's total arrest rate per 1,000 population in 2012 was 52.93. This does not include drug or DUI arrests by the Nevada Highway Patrol.

POLICE EMPLOYMENT DATA

Statewide there were 4,015 full-time sworn law enforcement officers in Nevada in 2012, down 28.58% from 5,654 in 2011. This represents a ratio of 1.69 officers per 1,000 population, down 18.75% from 2.08 in 2011.

OFFICER ASSAULTS

Nevada law enforcement officers experienced 380 assaults in 2012, versus the 374 reported in 2011. Law enforcement cleared 335 (88%) of all assaults on personnel.



MOVIES MADE IN NEVADA


NEVADA HAS BEEN THE BACKDROP FOR HUNDREDS OF MOTION PICTURES. FROM THE VAST DESERTS, MINING TOWNS AND LUSH MOUNTAINS, TO THE CITIES OF RENO AND LAS VEGAS, NEVADA LANDSCAPES CAN BE SEEN ALL OVER THE BIG SCREEN.

NEVADA IS HOME TO 17 COUNTIES EACH WITH ITS OWN FILM MAKING HISTORY. THE INSPIRATION FOR THIS THEME CAME FROM THE OVERWHELMING NUMBER OF MOTION PICTURES ALONE THAT WERE MADE IN NEVADA. DURING RESEARCH IT WAS REVEALED THAT GARY DUVAL, AUTHOR OF *THE NEVADA FILMOGRAPHY*, POSTED A SMALL PIECE OF NEVADA'S FILM HISTORY ON HIS WEBSITE, THE NEVADA MOVIE PAGE AT [HTTP://WWW.INTERCOMM.COM](http://www.intercomm.com). ON THE WEBSITE, MR. DUVAL HAS A PAGE THAT LISTS FILMS BY LOCATION WHICH ALSO CONTAINS THE YEAR AND TOWN IN THAT COUNTY IN WHICH THE MOVIE WAS FILMED THAT INSPIRED THE PAGES IN THIS BOOK. HE ALSO PROVIDES SEVERAL OTHER INTERESTING LINKS REGARDING MOVIES IN NEVADA.

IN COUNTIES WHERE SEVERAL MOVIES WERE FILMED, ONLY ONE FILM WAS CHOSEN AS A TRIBUTE FOR THAT PAGE. UNFORTUNATELY, AS OF THE WEBSITE'S LAST UPDATE IN 2006, NEVADA HAS TWO COUNTIES THAT NEVER HAD A FILM CAST AND CREW STEP FOOT ON ITS LANDSCAPE. THAT INSPIRED SOME EXTRA COLLAGE PAGES WITH TRIBUTES TO A SMALL NUMBER OF OTHER MOVIES MADE THROUGHOUT THE STATE. EACH PAGE WILL INDICATE THE YEAR OF THE FILM'S RELEASE AND THE TOWNS IN WHICH IT WAS FILMED.

REMEMBER, TAKE A CLOSE LOOK AT THE PHOTOS IN THE BANNER OF EACH TABBED PAGE, THE LANDSCAPE JUST MAY BE RECOGNIZABLE.

WE WOULD ALSO LIKE TO EXTEND OUR THANKS TO STAFF MEMBER ALISON LOPEZ FOR HER AMAZING WORK ON THE TABS FOR THIS PUBLICATION.



INDEX CRIMES

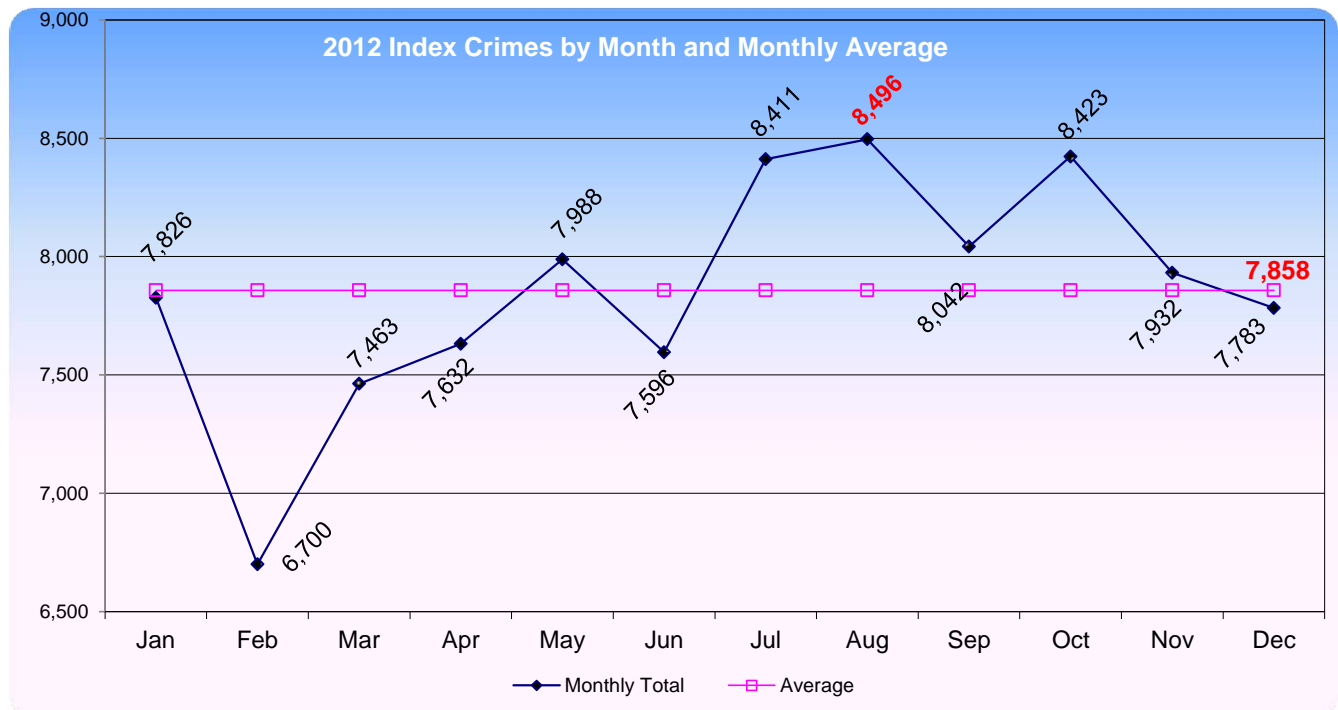
2010-2012 Nevada Index Crimes

Crime Clock - One Index Crime Every 5 minutes and 35 seconds

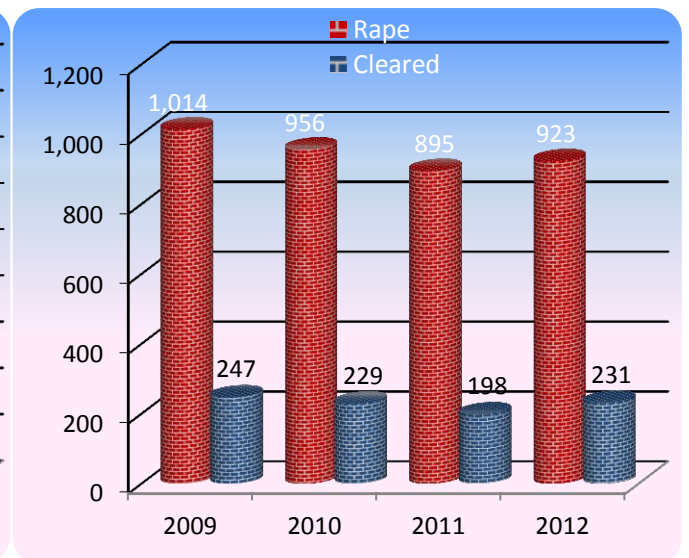
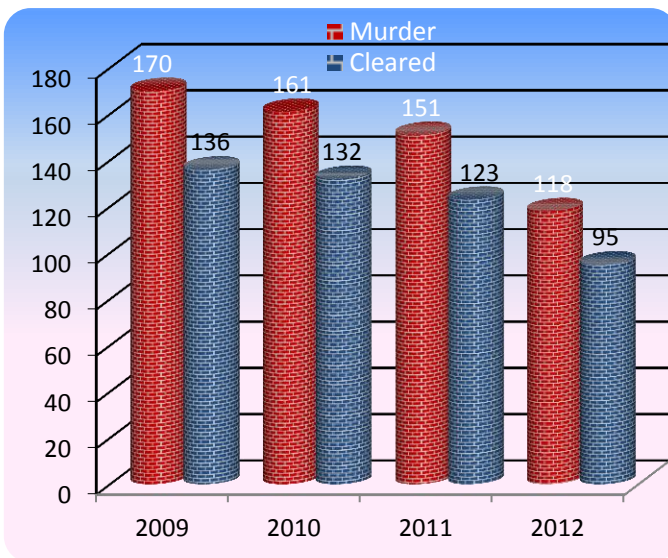
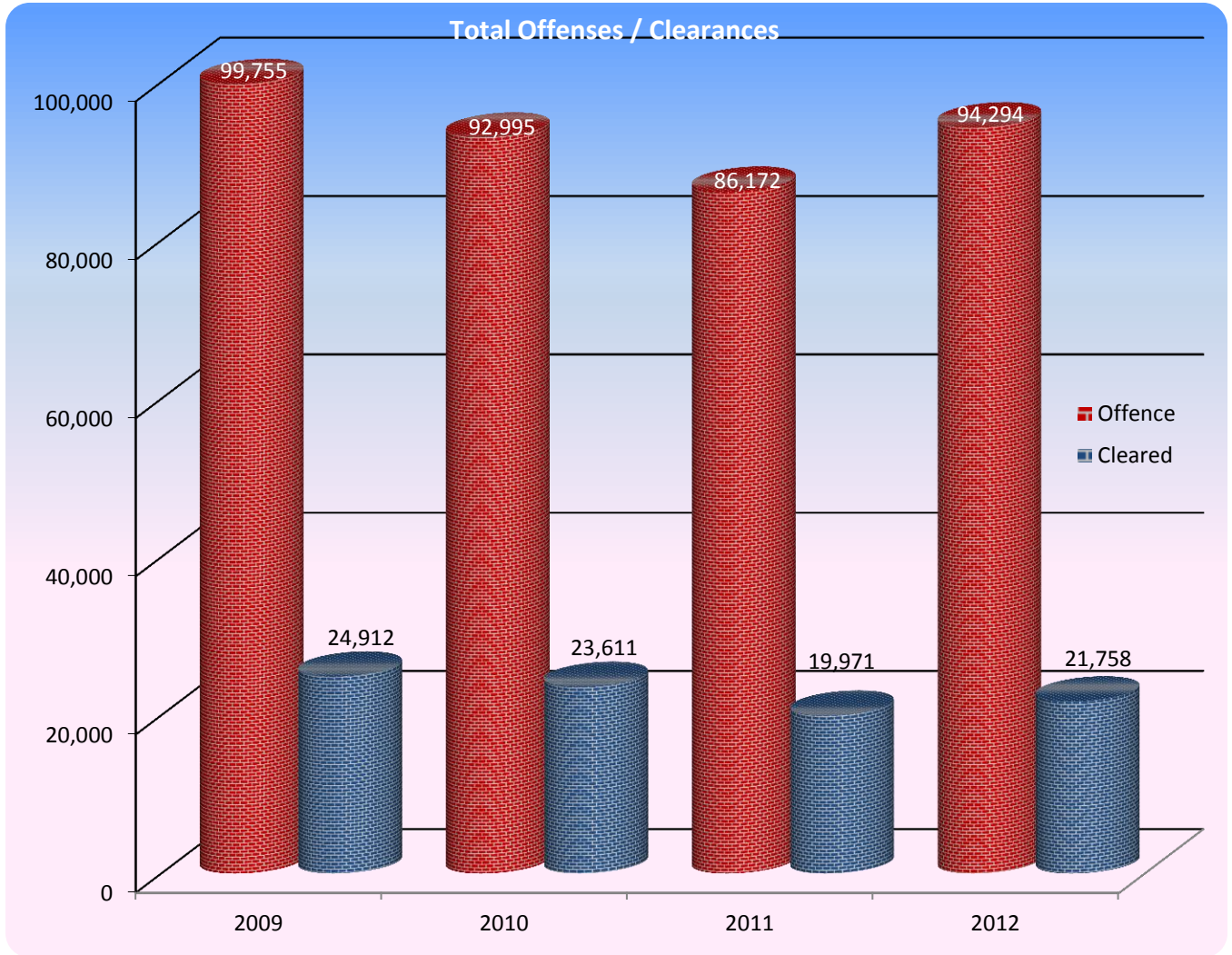
The figures displayed here represent the latest three calendar-years of data collection and compilation under the state-run Nevada UCR Program. Thirty-eight agencies are currently reporting UCR data, covering 99% of the state's population.

Crime rates as they appear in this publication are per 1,000 population. No attempt is made to incorporate transient populations or other factors which contribute to the ratio and the types of crime in given areas. Any effort to make comparisons of crime rates between areas should be tempered by these population and environmental variables.

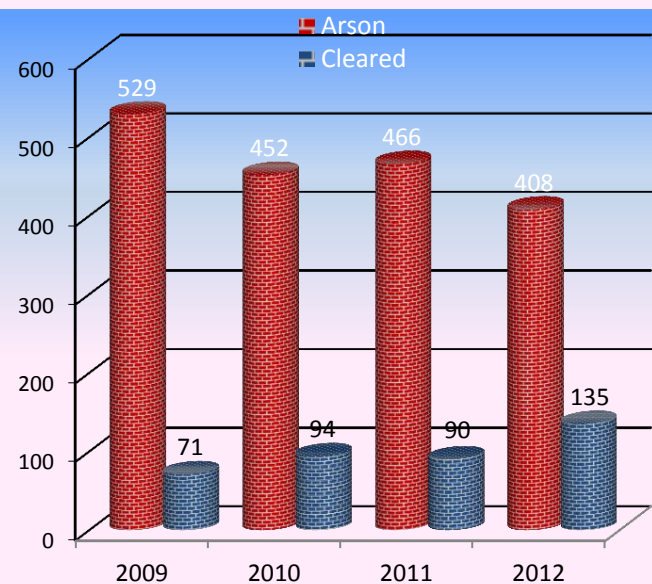
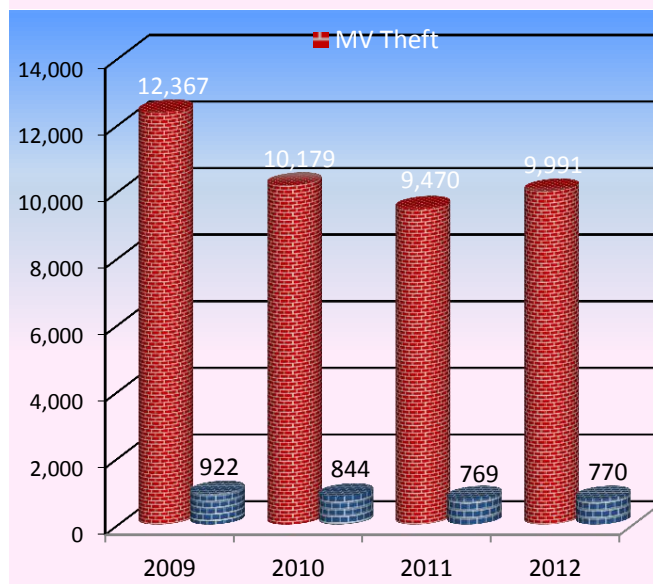
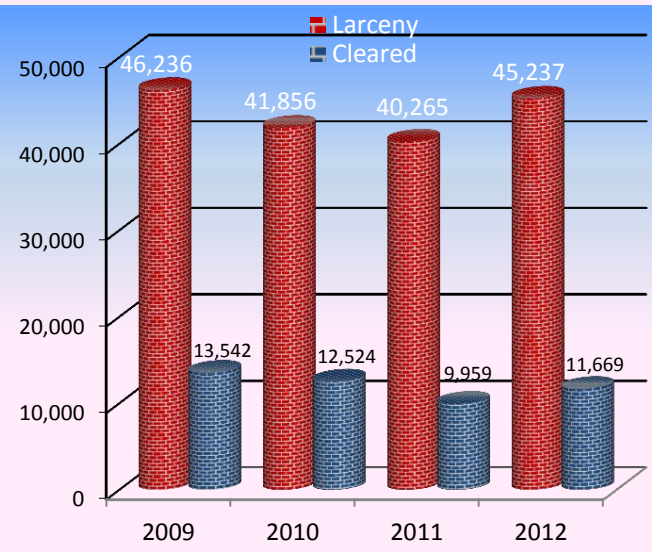
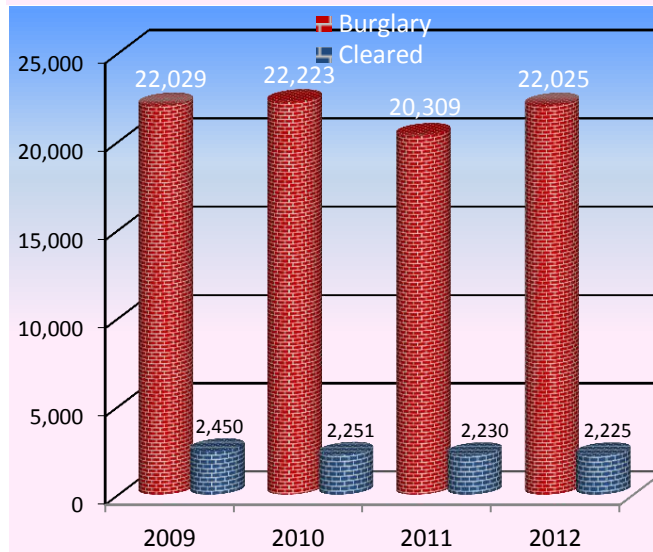
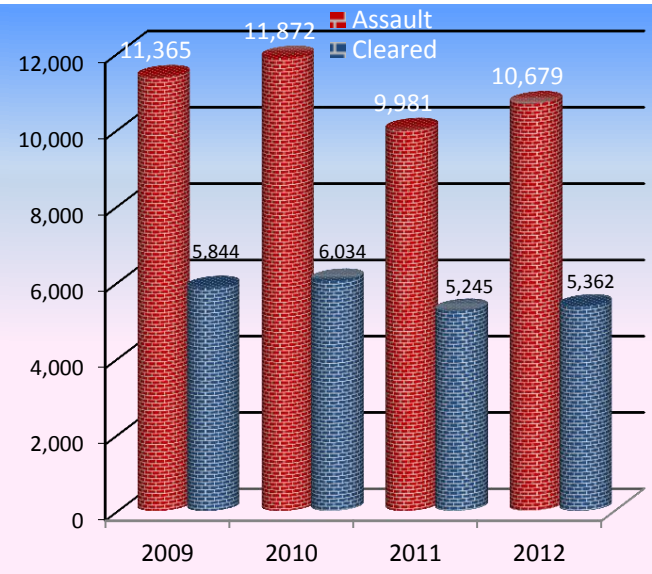
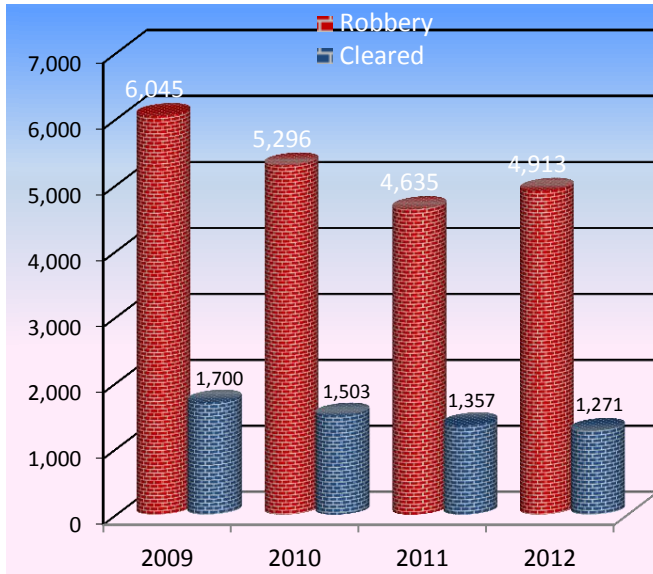
Offense	Number of Offenses			Percent of Total			Rate/1,000 Pop		
	2010	2011	2012	2010	2011	2012	2010	2011	2012
Murder	161	151	118	0.17%	0.18%	0.13%	0.06	0.06	0.04
Rape	956	895	923	1.03%	1.04%	0.98%	0.35	0.33	0.33
Robbery	5,296	4,635	4,913	5.69%	5.38%	5.21%	1.94	1.70	1.78
Aggravated Assault	11,872	9,981	10,679	12.77%	11.58%	11.33%	4.36	3.67	3.87
Burglary	22,223	20,309	22,025	23.90%	23.57%	23.36%	8.16	7.46	7.98
Larceny	41,856	40,265	45,237	45.01%	46.73%	47.97%	15.36	14.79	16.40
MV Theft	10,179	9,470	9,991	10.95%	10.99%	10.60%	3.74	3.48	3.62
Arson	452	466	408	0.49%	0.54%	0.43%	0.17	0.17	0.15
Total	92,995	86,172	94,294	100%	100%	100%	34.13	31.66	34.18



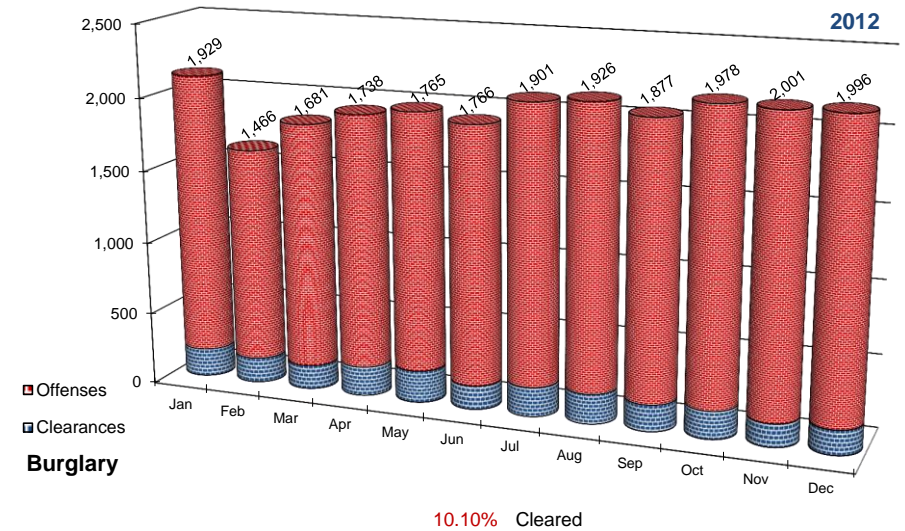
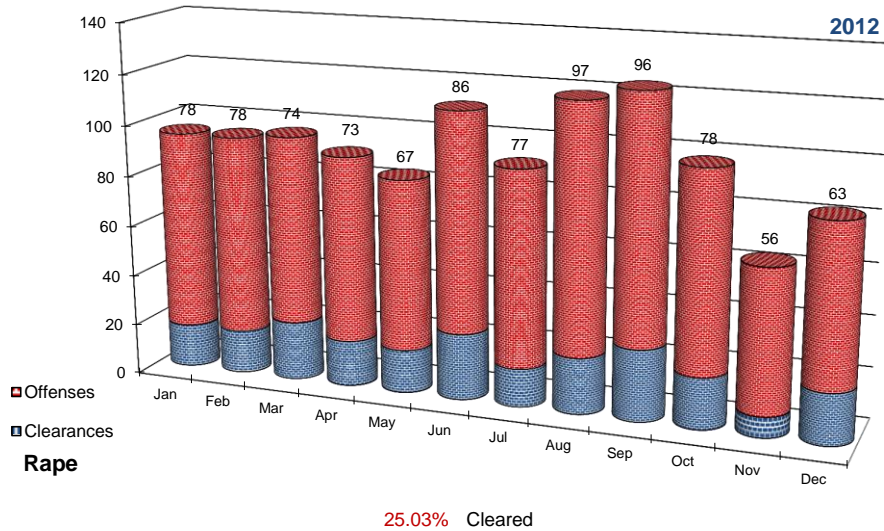
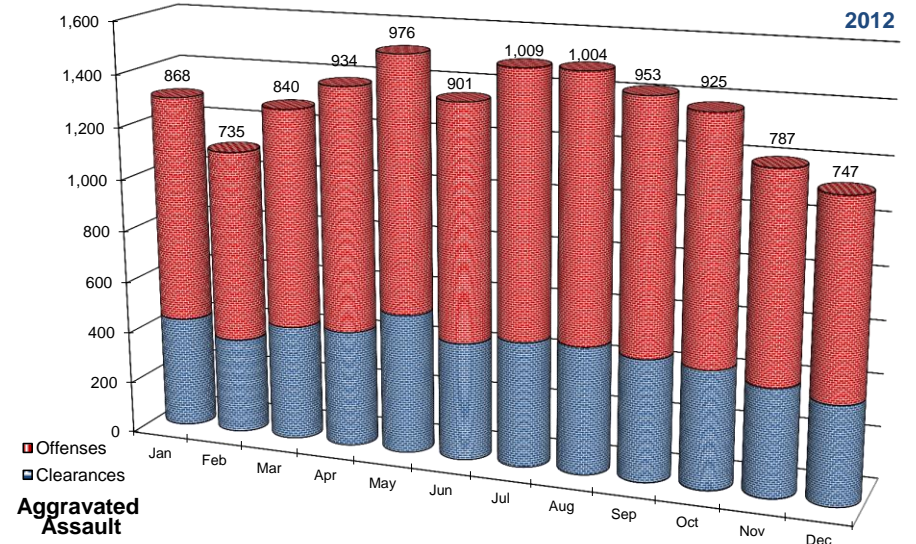
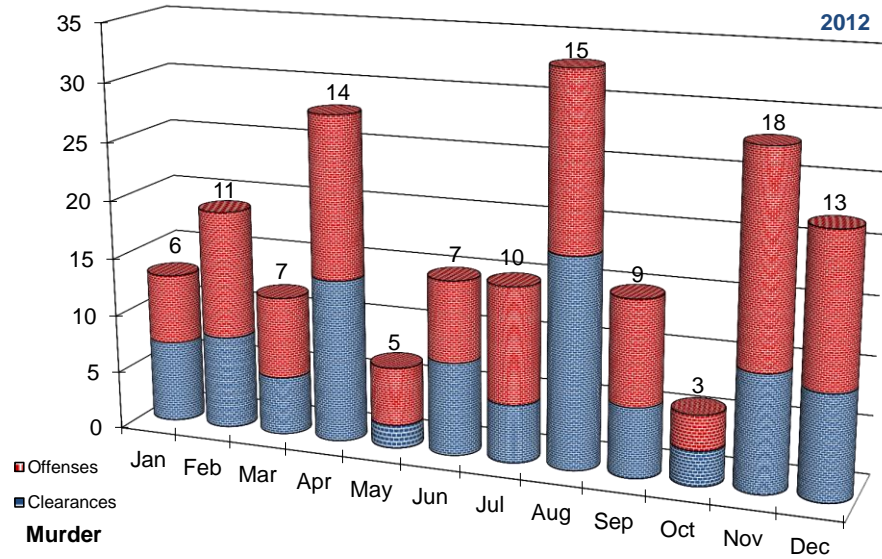
Nevada Statewide Index Crimes 2009 - 2012



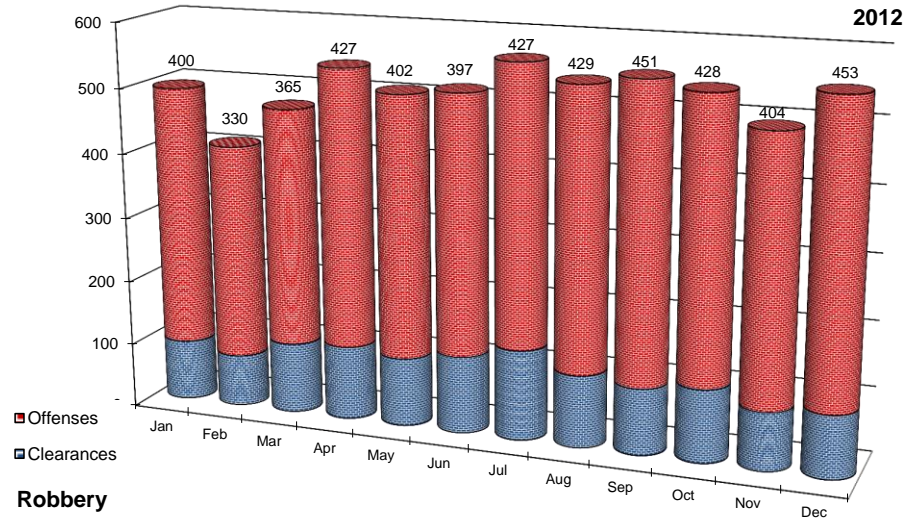
Nevada Statewide Index Crimes 2009 - 2012



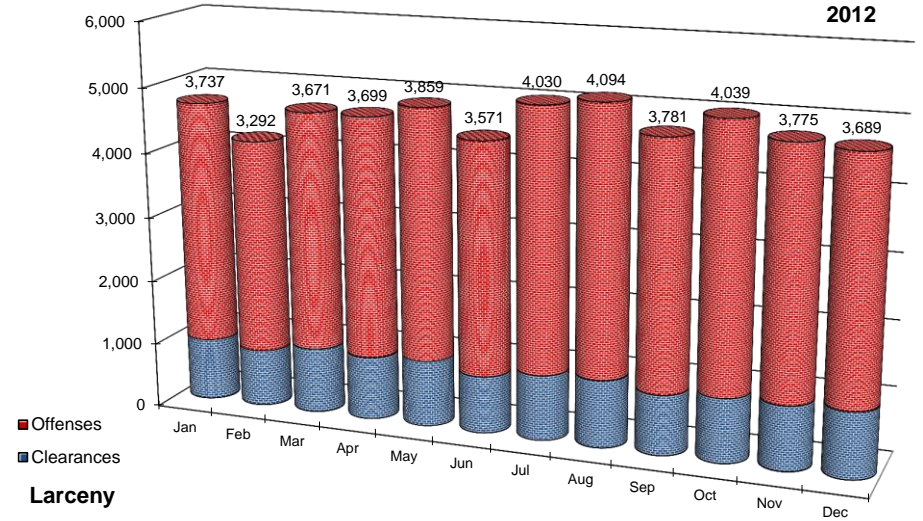
Nevada - Monthly Index Crimes and Clearances



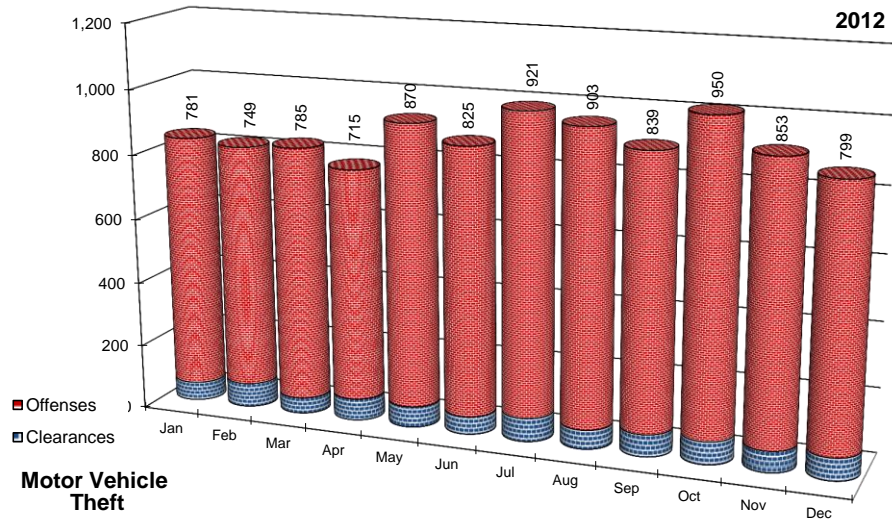
Nevada - Monthly Index Crimes and Clearances



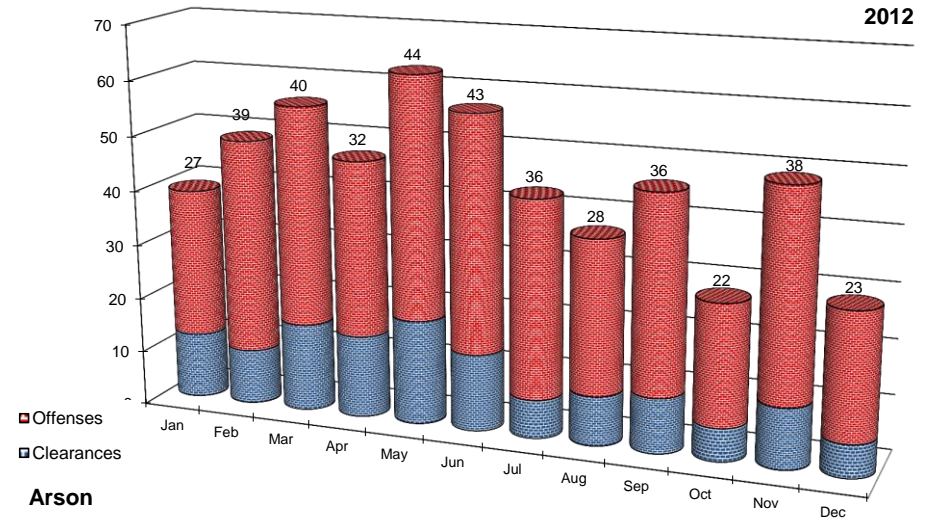
7.71% Cleared



25.80% Cleared



25.87% Cleared



33.09% Cleared

2012 Monthly Statewide Index Crimes / Clearances

											Monthly Totals Offenses and Clearances		Monthly % Violent vs Property = 100%		Monthly Cleared	
OFFENSES		Murder	Rape	Robbery	Assault	Burglary	Larceny	MV Theft	Arson	Total	Violent	Property	Violent Cleared	Property Cleared	Violent Cleared	Property Cleared
Jan	Offenses	6	78	400	868	1,929	3,737	781	27	7,826	1,352	6,474	17%	83%	40.46%	18.89%
	Clearances	7	17	94	429	194	960	57	12	1,770	547	1,223	31%	69%		
Feb	Offenses	11	78	330	735	1,466	3,292	749	39	6,700	1,154	5,546	17%	83%	41.07%	20.50%
	Clearances	8	17	80	369	173	880	74	10	1,611	474	1,137	29%	71%		
Mar	Offenses	7	74	365	840	1,681	3,671	785	40	7,463	1,286	6,177	17%	83%	45.10%	20.07%
	Clearances	5	23	109	443	165	1,010	49	16	1,820	580	1,240	32%	68%		
Apr	Offenses	14	73	427	934	1,738	3,699	715	32	7,632	1,448	6,184	19%	81%	41.02%	20.36%
	Clearances	14	18	114	448	202	975	67	15	1,853	594	1,259	32%	68%		
May	Offenses	5	67	402	976	1,765	3,859	870	44	7,988	1,450	6,538	18%	82%	45.72%	20.20%
	Clearances	2	17	106	538	220	1,018	64	19	1,984	663	1,321	33%	67%		
Jun	Offenses	7	86	397	901	1,766	3,571	825	43	7,596	1,391	6,205	18%	82%	43.57%	17.95%
	Clearances	8	26	119	453	164	881	55	14	1,720	606	1,114	35%	65%		
Jul	Offenses	10	77	427	1,009	1,901	4,030	921	36	8,411	1,523	6,888	18%	82%	42.09%	18.66%
	Clearances	5	15	139	482	202	1,003	73	7	1,926	641	1,285	33%	67%		
Aug	Offenses	15	97	429	1,004	1,926	4,094	903	28	8,496	1,545	6,951	18%	82%	41.42%	18.87%
	Clearances	18	22	111	489	205	1,039	59	9	1,952	640	1,312	33%	67%		
Sep	Offenses	9	96	451	953	1,877	3,781	839	36	8,042	1,509	6,533	19%	81%	40.03%	18.09%
	Clearances	6	28	102	468	182	922	68	10	1,786	604	1,182	34%	66%		
Oct	Offenses	3	78	428	925	1,978	4,039	950	22	8,423	1,434	6,989	17%	83%	41.00%	17.90%
	Clearances	3	20	112	453	191	984	70	6	1,839	588	1,251	32%	68%		
Nov	Offenses	18	56	404	787	2,001	3,775	853	38	7,932	1,265	6,667	16%	84%	41.11%	18.30%
	Clearances	10	8	89	413	158	986	65	11	1,740	520	1,220	30%	70%		
Dec	Offenses	13	63	453	747	1,996	3,689	799	23	7,783	1,276	6,507	16%	84%	39.42%	19.29%
	Clearances	9	20	96	378	169	1,011	69	6	1,758	503	1,255	29%	71%		
Year	Offenses	118	923	4,913	10,679	22,025	45,237	9,991	408	94,294	16,633	77,661	18%	82%	41.84%	19.06%
	Clearances	95	231	1,271	5,363	2,225	11,669	770	135	21,758	6,959	14,799	32%	68%		

Index Crime Rate	0.04	0.33	1.78	3.87	7.98	16.40	3.62	0.15	34.18	6.03	28.15
per 1,000 population											

2012 Population	2,758,931
Computations made considering Nevada's :	2,759

Total Index Crimes In Nevada for Past Decade

	Murder	Rape	Robbery	Assault	Burglary	Larceny	MV Theft	Arson	Total Index Offenses	Rate/ 1,000 Pop.
2003	197	871	5,215	7,528	21,962	53,325	20,849	573	110,520	48.12
2004	180	954	4,905	8,348	23,137	52,437	22,636	692	113,289	44.98
2005	210	1,015	4,709	8,727	23,458	51,983	26,934	777	117,813	46.77
2006	229	1,079	7,027	10,178	24,819	50,258	26,962	801	121,353	46.26
2007	194	1,094	6,932	11,039	24,839	49,744	22,333	639	116,814	42.97
2008	168	1,102	6,473	11,097	24,156	49,575	15,904	656	109,131	39.20
2009	170	1014	6,045	11,365	22,029	46,236	12,367	529	99,755	35.83
2010	161	956	5,296	11,872	22,223	41,856	10,179	452	92,995	33.41
2011	151	895	4,635	9,981	20,309	40,265	9,470	466	86,172	30.96
2012	118	923	4,913	10,679	22,025	45,237	9,991	408	94,294	34.18
AVERAGE	178	990	5,615	10,081	22,896	48,092	17,763	599	106,214	

Total Index Crimes and Clearances by County and Month 2012

	Jan		Feb		Mar		Apr		May		Jun		Jul		Aug		Sep		Oct		Nov		Dec		Total	
Counties	Off	Clear	Off	Clear	Off	Clear	Off	Clear	Off	Clear	Off	Clear	Off	Clear	Off	Clear	Off	Clear	Off	Clear	Off	Clear	Off	Clear	Off	Clear
Carson City	119	40	88	20	102	41	101	35	94	28	98	27	101	38	116	39	93	23	128	41	104	30	99	36	1,243	398
Churchill County	50	19	39	20	56	20	75	16	74	19	65	24	44	16	53	12	38	13	32	6	32	7	65	21	623	193
Clark County	6,000	1,212	5,255	1,150	5,753	1,290	5,878	1,345	6,159	1,464	5,813	1,211	6,586	1,413	6,686	1,439	6,249	1,320	6,615	1,376	6,266	1,312	6,069	1,283	73,329	15,815
Douglas County	70	25	57	19	83	34	76	28	59	15	66	17	97	18	91	23	64	15	85	24	60	14	79	22	887	254
Elko County	97	33	78	23	115	23	132	27	129	34	147	40	125	28	167	36	120	23	105	35	97	21	134	32	1,446	355
Esmeralda County	1	0	0	1	3	1	0	0	0	0	1	0	0	0	1	0	1	0	1	0	1	0	1	0	10	2
Eureka County	4	0	0	0	6	0	7	0	2	0	3	3	1	0	2	0	4	1	2	0	4	1	0	0	35	5
Humboldt County	10	5	18	7	16	7	30	12	17	7	17	7	30	13	23	10	42	11	19	10	15	9	24	14	261	112
Lander County	13	12	16	15	14	14	13	7	10	9	10	6	7	6	16	9	13	14	9	3	9	2	16	7	146	104
Lincoln County	3	1	4	1	9	2	10	1	3	5	5	0	7	12	12	9	8	1	4	1	2	0	6	3	73	36
Lyon County	89	11	83	17	88	12	105	14	109	32	114	27	105	20	96	15	115	18	126	14	122	18	136	12	1,288	210
Mineral County	8	2	5	1	10	2	8	1	7	1	13	7	3	1	2	1	2	1	1	0	5	0	3	1	67	18
Nye County	148	60	112	55	112	49	101	48	161	44	113	38	129	42	128	43	114	40	105	23	94	28	100	31	1,417	501
Pershing County	8	10	6	6	10	7	11	7	12	9	11	4	14	6	25	13	18	6	11	2	12	3	16	8	154	81
Storey County	12	6	11	6	18	10	14	7	3	2	15	14	7	5	10	10	11	6	9	3	16	7	10	6	136	82
Washoe County	1,177	323	916	266	1,061	303	1,060	303	1,136	312	1,090	289	1,134	301	1,051	279	1,134	285	1,158	290	1,082	287	1,020	283	13,019	3,521
White Pine County	18	12	12	4	10	7	11	2	13	3	16	7	21	7	19	16	16	9	14	12	12	2	8	2	170	83
Totals	7,827	1,771	6,700	1,611	7,466	1,822	7,632	1,853	7,988	1,984	7,597	1,721	8,411	1,926	8,498	1,954	8,042	1,786	8,424	1,840	7,933	1,741	7,786	1,761	94,294	21,758

2012 Nevada UCR : Annual Crime / Clearance Summary by Type and Agency

Contributing Agency	Pop	Murder		Rape		Robbery		Assault		Burglary		Larceny		MV Theft		Arson		Total Crimes	Crime Rate	Cleared	Clearance Rate
		Off.	Clr.	Off.	Clr.	Off.	Clr.	Off.	Clr.	Off.	Clr.	Off.	Clr.	Off.	Clr.	Off.	Clr.				
Carson City																					
Carson SO	56,164	0	4	0	0	14	8	118	78	298	67	731	213	78	26	4	2	1,243	22.13	398	32.02%
County Total	56,164	0	4	0	0	14	8	118	78	298	67	731	213	78	26	4	2	1,243	22.13	398	32.02%
Churchill County																					
Churchill SO	16,326	1	1	1	1	0	0	20	17	93	21	107	40	15	13	1	0	238	14.58	93	39.08%
Fallon PD	8,633	0	0	1	0	6	2	16	10	60	21	278	64	24	3	0	0	385	44.60	100	25.97%
County Total	24,959	1	1	2	1	6	2	36	27	153	42	385	104	39	16	1	0	623	24.96	193	30.98%
Clark County																					
Boulder PD	15,364	0	0	0	0	3	0	9	6	94	12	117	12	7	0	6	0	236	15.36	30	12.71%
Clark Co. Schools PD*	0	0	0	5	1	26	12	85	30	160	34	879	85	26	0	31	11	1,212	0.00	173	14.27%
Henderson	263,469	4	3	61	31	172	42	210	126	1,411	190	3,395	1,058	501	40	30	8	5,784	21.95	1,498	25.90%
LV Metro PD	1,479,393	85	64	596	117	3,824	941	7,102	3,199	14,220	960	25,522	6,445	6,685	333	162	51	58,196	39.34	12,110	20.81%
LV Fire Dept*																54	10	54	N/A	10	18.52%
Mesquite	15,625	0	0	4	0	3	2	10	9	72	33	216	54	14	3	0	0	319	20.42	101	31.66%
North Las Vegas PD	221,884	14	8	73	17	389	87	1,219	721	1,557	135	3,022	855	955	44	14	8	7,243	32.64	1,875	25.89%
UNLV PD*	0	0	0	0	0	5	1	6	3	27	3	222	9	25	2	0	0	285	0.00	18	6.32%
County Total	1,995,735	103	75	739	166	4,422	1,085	8,641	4,094	17,541	1,367	33,373	8,518	8,213	422	297	88	73,329	36.74	15,815	21.57%
Douglas County																					
Douglas SO	47,499	1	0	5	2	6	3	40	34	144	24	656	180	29	10	6	1	887	18.67	254	28.64%
County Total	47,499	1	0	5	2	6	3	40	34	144	24	656	180	29	10	6	1	887	18.67	254	28.64%
Elko County																					
Elko SO	18,788	1	0	7	2	2	1	29	13	82	12	107	21	30	6	3	2	261	13.89	57	21.84%
Carlin PD	2,431	0	0	0	0	0	0	7	6	7	4	16	10	7	5	0	0	37	15.22	25	67.57%
Elko PD	24,389	5	5	26	6	7	4	80	61	209	44	541	63	86	21	0	0	954	39.12	204	21.38%
WestWendover PD	4,530	0	0	6	4	1	0	13	9	45	14	114	33	14	8	1	1	194	42.83	69	35.57%
County Total	50,138	6	5	39	12	10	5	129	89	343	74	778	127	137	40	4	3	1,446	28.84	355	24.55%
Esmeralda County																					
Esmeralda SO	785	0	0	1	0	0	0	1	2	2	0	3	0	3	0	0	0	10	12.74	2	20.00%
County Total	785	0	0	1	0	0	0	1	2	2	0	3	0	3	0	0	0	10	12.74	2	20.00%
Eureka County																					
Eureka SO	2,005	0	0	2	2	0	0	4	0	14	0	13	2	2	1	0	0	35	17.46	5	14.29%
County Total	2,005	0	0	2	2	0	0	4	0	14	0	13	2	2	1	0	0	35	17.46	5	14.29%
Humboldt County																					
Humboldt SO	9,367	1	1	0	0	0	0	38	37	20	1	32	2	12	4	0	0	103	11.00	45	43.69%
Winnemucca PD	7,587	1	1	0	0	2	3	7	7	42	21	92	31	12	3	2	1	158	20.83	67	42.41%
County Total	16,954	2	2	0	0	2	3	45	44	62	22	124	33	24	7	2	1	261	15.39	112	42.91%
Lander County																					
Lander SO	5,917	0	0	9	6	0	0	31	28	38	26	55	36	10	6	3	2	146	24.67	104	71.23%
County Total	5,917	0	0	9	6	0	0	31	28	38	26	55	36	10	6	3	2	146	24.67	104	71.23%

2012 Nevada UCR : Annual Crime / Clearance Summary by Type and Agency

Contributing Agency	Pop	Murder		Rape		Robbery		Assault		Burglary		Larceny		MV Theft		Arson		Total Crimes	Crime Rate	Cleared	Clearance Rate
		Off.	Clr.	Off.	Clr.	Off.	Clr.	Off.	Clr.	Off.	Clr.	Off.	Clr.	Off.	Clr.	Off.	Clr.				
Lincoln County																					
Lincoln SO	5,380	0	0	0	0	0	0	2	1	17	10	49	24	5	1	0	0	73	13.57	36	49.32%
County Total	5,380	0	0	0	0	0	0	2	1	17	10	49	24	5	1	0	0	73	13.57	36	49.32%
Lyon County																					
Lyon SO	49,468	1	1	17	1	12	4	111	52	294	20	662	119	72	9	10	1	1,179	23.83	207	17.56%
Yerington PD	3,081	0	0	2	0	0	0	10	2	28	0	67	1	1	0	1	0	109	35.38	3	2.75%
County Total	52,549	1	1	19	1	12	4	121	54	322	20	729	120	73	9	11	1	1,288	24.51	210	16.30%
Mineral County																					
Mineral SO	4,653	0	0	0	0	0	0	9	9	20	1	32	3	6	5	0	0	67	14.40	18	26.87%
County Total	4,653	0	0	0	0	0	0	9	9	20	1	32	3	6	5	0	0	67	14.40	18	26.87%
Nye County																					
Nye SO	43,918	2	4	11	5	26	21	221	154	334	96	687	175	126	39	10	7	1,417	32.26	501	35.36%
County Total	43,918	2	4	11	5	26	21	221	154	334	96	687	175	126	39	10	7	1,417	32.26	501	35.36%
Pershing County																					
Pershing SO	4,916	0	0	3	0	0	0	44	20	11	1	16	3	3	0	0	0	77	15.66	24	31.17%
Lovelock PD	1,906	0	0	0	0	1	1	31	27	16	8	27	21	2	0	0	0	77	40.40	57	74.03%
County Total	6,822	0	0	3	0	1	1	75	47	27	9	43	24	5	0	0	0	154	22.57	81	52.60%
Storey County																					
Storey	3,947	0	0	7	6	2	2	39	35	23	9	55	25	8	4	2	1	136	34.46	82	60.29%
County Total	3,947	0	0	7	6	2	2	39	35	23	9	55	25	8	4	2	1	136	34.46	82	60.29%
Washoe County																					
Washoe SO	108,403	4	2	8	6	10	3	166	135	335	47	523	66	98	13	14	5	1,158	10.68	277	23.92%
Reno PD	230,486	7	7	33	14	327	105	825	397	1,633	184	4,909	1,403	881	121	29	9	8,644	37.50	2,240	25.91%
Sparks PD	92,387	2	5	32	7	68	25	133	95	609	195	1,710	521	240	49	14	11	2,808	30.39	908	32.34%
UNR PD*	17,550	0	0	0	0	1	1	5	2	19	3	141	5	7	0	3	0	176	10.03	11	6.25%
Washoe Co SchI PD*	107,766	0	0	2	1	4	2	4	3	30	8	172	67	1	0	6	3	219	2.03	84	38.36%
TMCC PD*	13,550	0	0	0	0	1	1	0	0	0	0	11	0	1	0	1	0	14	1.03	1	7.14%
County Total	431,276	13	14	75	28	411	137	1,133	632	2,626	437	7,466	2,062	1,228	183	67	28	13,019	30.19	3,521	27.05%
White Pine County																					
White Pine SO	10,230	0	0	11	2	1	0	34	35	61	21	58	23	4	1	1	1	170	16.62	83	48.82%
County Total	10,230	0	0	11	2	1	0	34	35	61	21	58	23	4	1	1	1	170	16.62	83	48.82%
Statewide Totals																					
Grand Total	2,758,931	118	95	923	231	4,913	1,271	10,679	5,363	22,025	2,225	45,237	11,669	9,991	770	408	135	94,294	34.18	21,758	23.07%

* School population figures are not included in the county totals. These population figures are those reported by the state demographer.

Comparison of Crimes / Clearances

2009 - 2012

Nevada vs. National Index Crime Rates

Per 1,000 Population

Nevada	Murder	Rape	Robbery	Assault	Burglary	Larceny	MV Theft	Arson	Total
2009	0.06	0.37	2.21	4.15	8.04	16.88	4.52	0.19	36.42
2010	0.06	0.35	1.95	4.36	8.16	15.36	3.74	0.17	34.14
2011	0.06	0.33	1.70	3.67	7.46	14.79	3.48	0.17	31.66
2012	0.04	0.33	1.78	3.87	7.98	16.40	3.62	0.15	34.18
National									
2009	0.05	0.29	1.33	2.62	7.16	20.61	2.59	0.21	34.86
2010	0.05	0.28	1.19	2.53	7.01	20.06	2.39	0.20	33.71
2011	0.05	0.27	1.14	2.41	7.02	19.77	2.30	0.16	33.11
2012	n/a	n/a	n/a	n/a	n/a	n/a	n/a	n/a	n/a

Nevada vs. National Crime Clearance Rates

By %

Nevada	Murder	Rape	Robbery	Assault	Burglary	Larceny	MV Theft	Arson	Total
2009	80.00%	24.36%	28.12%	51.42%	11.12%	29.29%	7.46%	13.42%	24.97%
2010	81.99%	23.95%	28.38%	50.83%	10.13%	29.92%	8.29%	20.80%	25.39%
2011	81.46%	22.12%	29.28%	52.55%	10.98%	24.73%	8.12%	19.31%	23.18%
2012	80.51%	25.03%	25.87%	50.21%	10.10%	25.80%	7.71%	33.09%	23.07%
National									
2009	66.60%	41.20%	28.20%	56.80%	12.50%	21.50%	12.40%	18.50%	25.77%
2010	64.80%	40.30%	28.20%	56.40%	12.40%	21.10%	11.80%	19.00%	25.40%
2011	64.80%	41.20%	28.70%	56.90%	12.70%	21.50%	11.90%	16.45%	25.42%
2012	n/a	n/a	n/a	n/a	n/a	n/a	n/a	n/a	n/a

Comparison of Index Crime Rates per 1,000 population

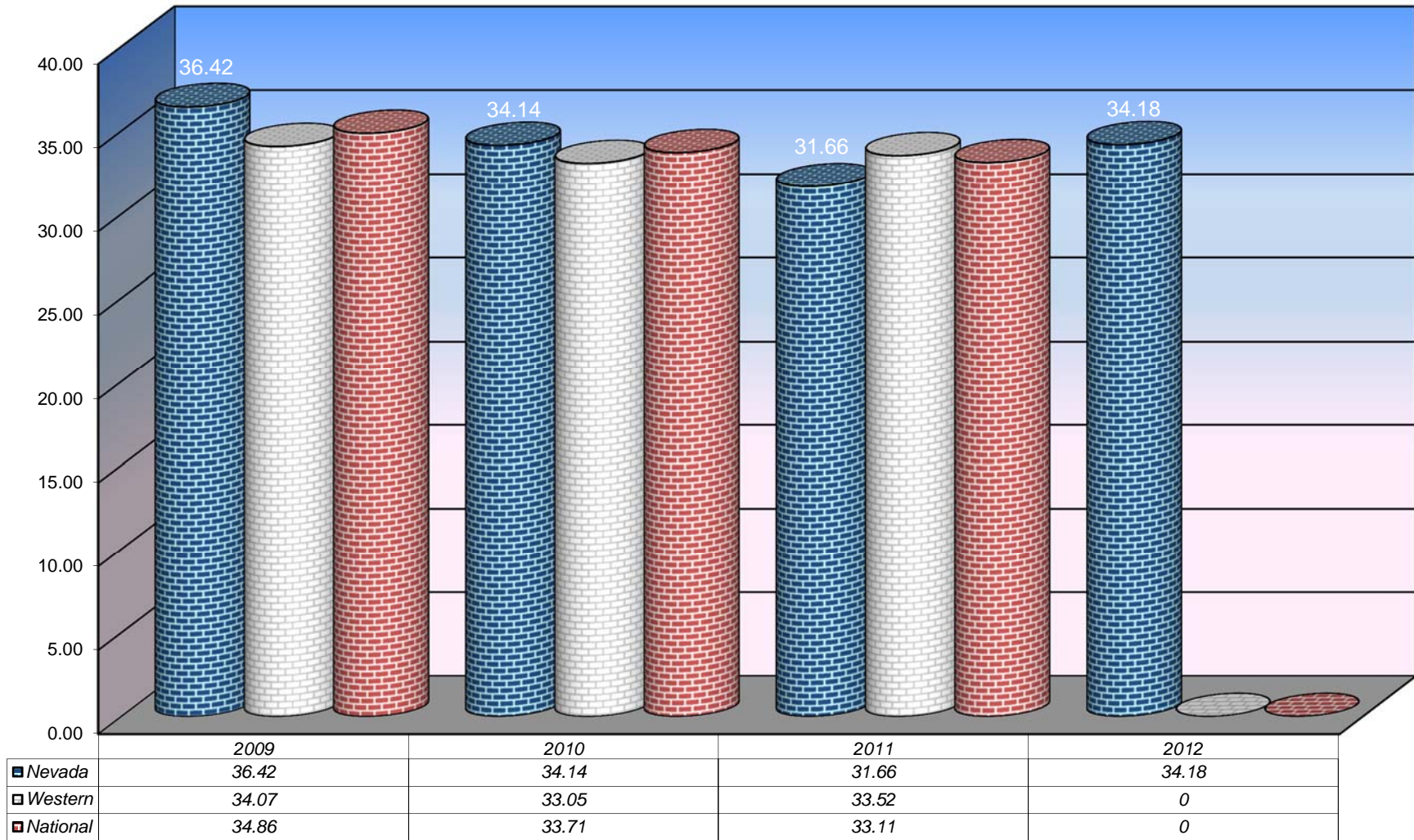
2009 - 2012

	Murder	Rape	Robbery	Assault	Burglary	Larceny	MV Theft	Arson	Total
2009									
Nevada	0.06	0.37	2.21	4.15	8.04	16.88	4.52	0.19	36.42
Western	0.05	0.30	1.34	2.53	6.52	19.31	3.80	0.22	34.07
National	0.05	0.29	1.33	2.62	7.16	20.61	2.59	0.21	34.86
2010									
Nevada	0.06	0.35	1.95	4.36	8.16	15.36	3.74	0.17	34.14
Western	0.04	0.30	1.20	2.47	6.43	18.92	3.50	0.20	33.05
National	0.05	0.28	1.19	2.53	7.01	20.06	2.39	0.20	33.71
2011									
Nevada	0.06	0.33	1.70	3.67	7.46	14.79	3.48	0.17	31.66
Western	0.04	0.28	1.12	2.34	6.42	18.58	3.31	1.42	33.52
National	0.05	0.27	1.14	2.41	7.02	19.77	2.30	0.16	33.11
2012									
Nevada	0.047	0.33	1.78	3.87	7.98	16.40	3.62	0.15	34.18
Western	n/a	n/a	n/a	n/a	n/a	n/a	n/a	n/a	n/a
National	n/a	n/a	n/a	n/a	n/a	n/a	n/a	n/a	n/a

Note: Western represents 13 states i.e. AZ, CA, CO, ID, MT, NV, NM, UT, WY, AK, HI, OR and WA.

*2011 is the latest National data reported/available at the time of publication.

Total Index Crime Rates Nevada vs. Western and National 2009 : 2012



*2011 is the latest National data reported/available at the time of publication.

Note: Western represents 13 states i.e. AZ, CA, CO, ID, MT, N

VIOLENT CRIMES

2012

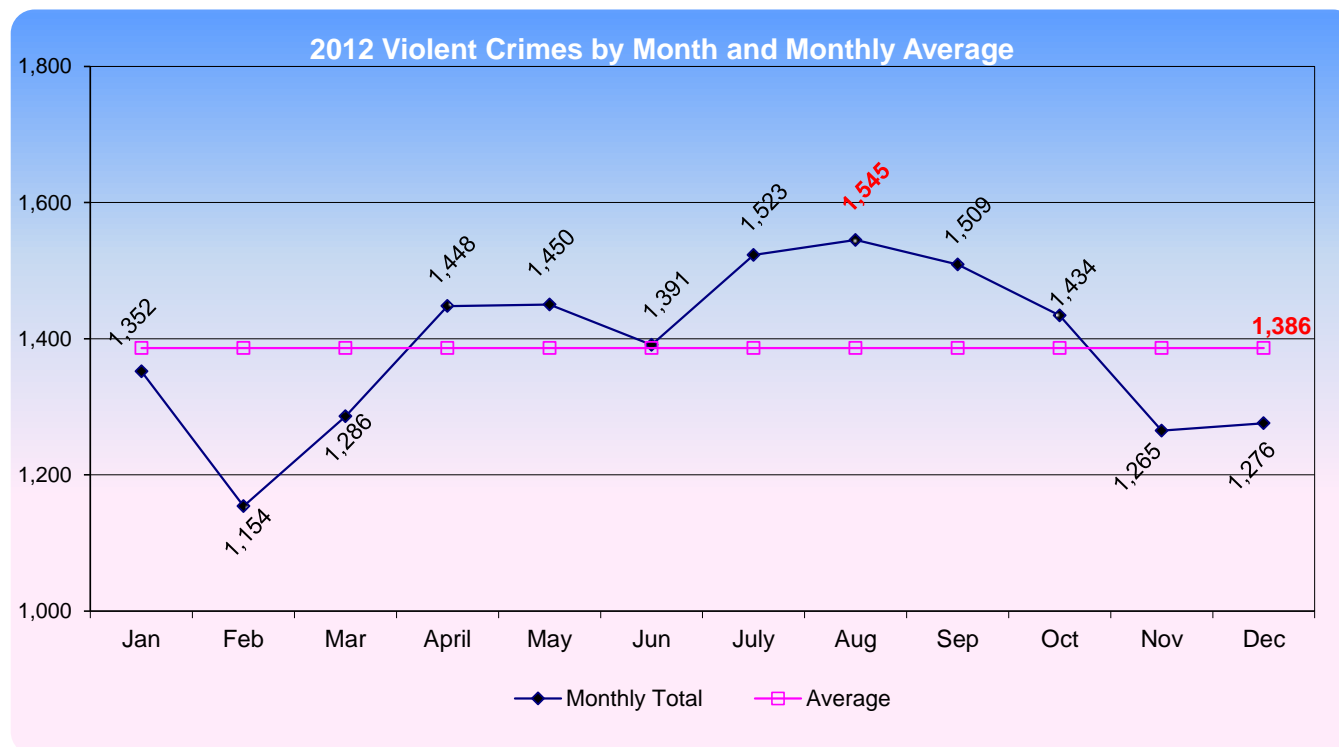
Crime Clock - One Violent Crime Every 31 Minutes and 41 Seconds

Crimes of violence involve the element of personal confrontation between the perpetrator and victim and entail the threat or use of violence. By their very nature, violent crimes (murder, rape, robbery and aggravated assault) are considered more serious than property crimes. The total number indicates only the number of incidents reported to law enforcement and does not reflect the number of criminals who committed them or the number of injuries inflicted.

The 2012 violent crime rate in Nevada was 6.02 offenses per 1,000 population. Violent crimes represented 17.64% of all reported index crimes. Law enforcement agencies cleared 6,690 violent crimes for a 31.99% clearance rate.

2009 to 2012 Year-to-Year Violent Crime Trends

Violent Crime	2009	2010	Dif from 2009	%	2011	Dif from 2010	%	2012	Dif from 2011	%
Murder	170	161	-9	-5.3%	151	-10	-6.2%	118	-33	-21.9%
Rape	1,014	956	-58	-5.7%	895	-61	-6.4%	923	28	3.1%
Robbery	6,045	5,296	-749	-12.4%	4,635	-661	-12.5%	4,913	278	6.0%
Agg. Assault	11,365	11,872	507	4.5%	9981	-1,891	-15.9%	10,679	698	7.0%
Totals	18,594	18,285	-309	-1.66%	15,662	-2,623	-14.35%	16,633	971	6.20%



PROPERTY CRIMES

2012

Crime Clock - One Property Crime Every 6 Minutes, 47 Seconds

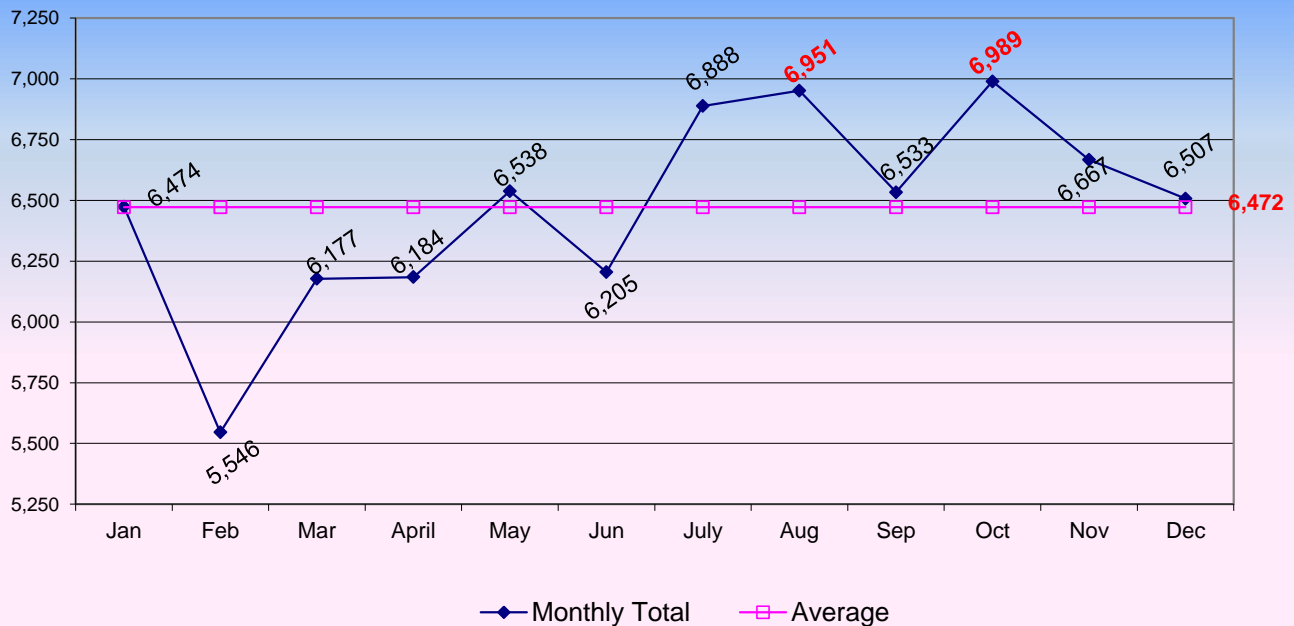
Property crimes include burglary, larceny, motor vehicle theft and arson. These crimes do not involve the threat of violence, but entail property taken from one by another or the destruction of property by arson. Because arson is the most recent addition to the crime index, at this point in time, the UCR Program has not fully reported it along with the other offenses. The reason for this is not all agencies participating in the UCR Program have consistently reported arson information, thus data reliability is still marginal.

There were 77,661 property crimes reported in 2012 (up by 7,151 or 10.14% from 2011), representing 82.36% of total reported index crimes. Law enforcement agencies cleared 14,799 i.e. 19.06% vs. 18.5% reported in 2011. Nevada's property crime rate per 1,000 population in 2012 was 28.15.

2009 to 2012 Year-to-Year Property Crime Trends

Property Crime	2009	2010	Dif from 2009	%	2011	Dif from 2010	%	2012	Dif from 2011	%
Burglary	22,029	22,223	194	0.9%	20,309	-1,914	-8.6%	22,025	1,716	8.4%
Larceny	46,236	41,856	-4,380	-9.5%	40,265	-1,591	-3.8%	45,237	4,972	12.3%
MV Theft	12,367	10,179	-2,188	-17.7%	9,470	-709	-7.0%	9,991	521	5.5%
Arson	529	452	-77	-14.6%	466	14	3.1%	408	-58	-12.4%
Totals	81,161	74,710	-6,451	-7.95%	70,510	-4,200	-5.62%	77,661	7,151	10.14%

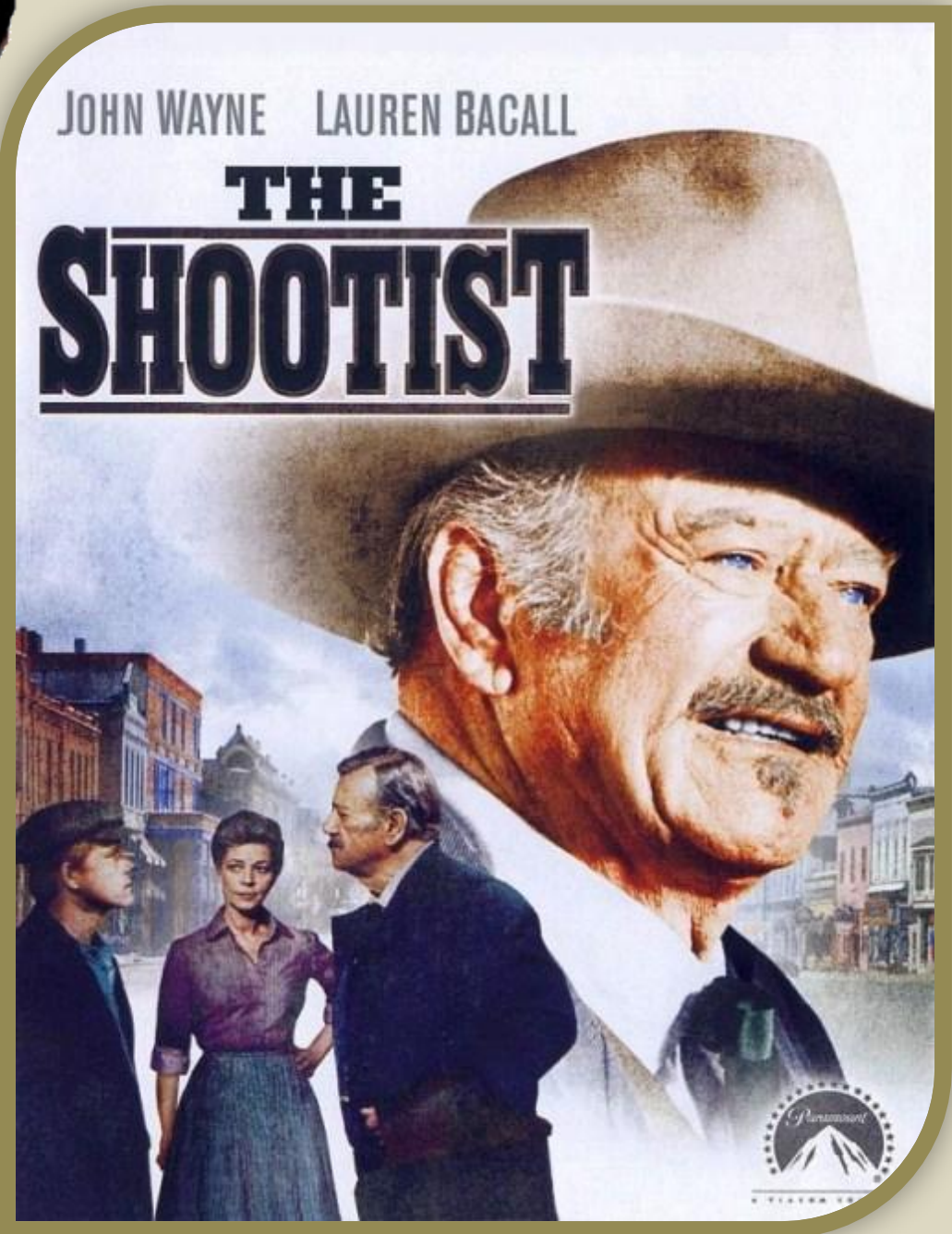
2012 Property Crimes by Month & Monthly Average






C
A
R
S
O
N

C
I
T
Y



The Shootist (1976), filmed in Carson City, Jacks Valley, and Washoe Valley.



MURDER

MURDER AND NEGLIGENT MANSLAUGHTER

2012

Crime Clock - One Murder Every 2 Days, 20 Hours and 5 minutes

Murder and non-negligent manslaughter are described by UCR as the willful (non-negligent) killing of one human being by another, or if the death is the result of the commission of another criminal act.

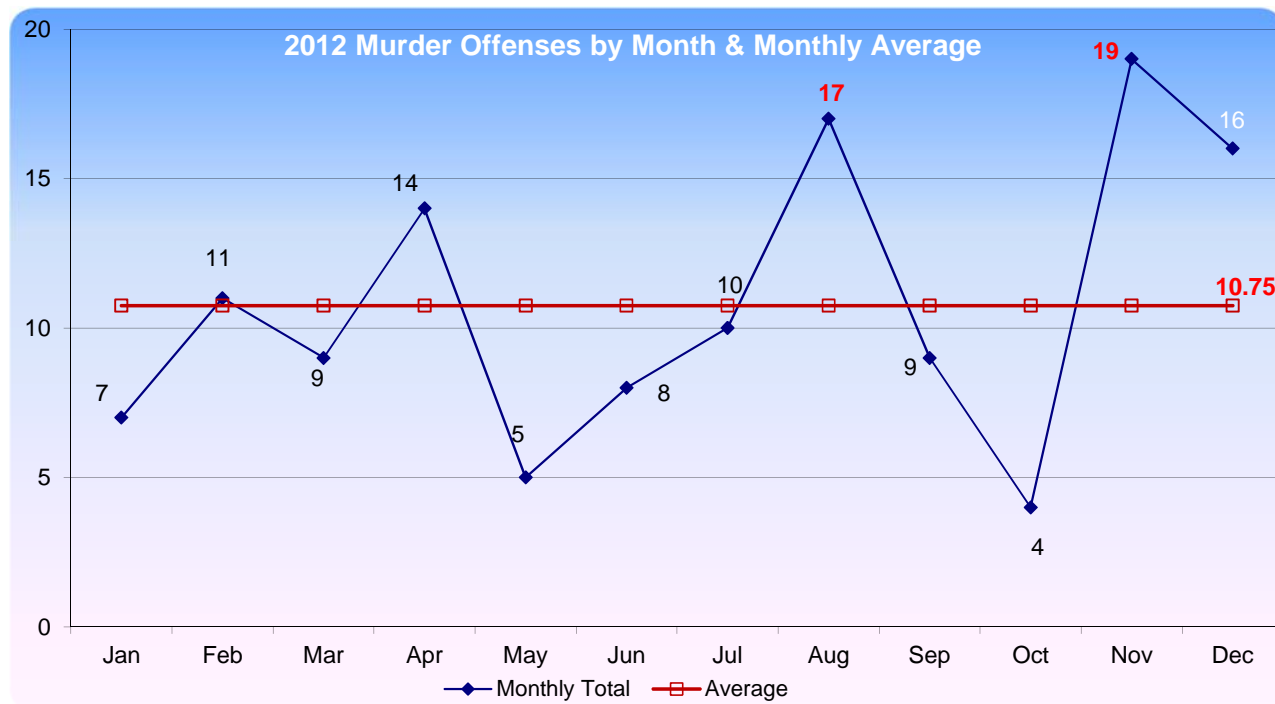
Murder--NRS 200.010: Murder is the unlawful killing of a human being . (1) With malice aforethought, either express or implied. (2) Caused by a controlled substance which was sold, given, traded or otherwise made available to a person in violation of Chapter 453 of NRS. (3) Caused by a violation of NRS 453.3325.

Manslaughter--NRS 200.040: (1) Manslaughter: (a) Is the unlawful killing of a human being, without malice express or implied, and without any mixture of deliberation.(2) Manslaughter must be voluntary, upon a sudden heat of passion, caused by provocation apparently sufficient to make the passion irresistible; or involuntary, in the commission of an unlawful act without due caution or circumspection. (3) Manslaughter does not include vehicular manslaughter.

Included in this publication's count for this offense classification are also the deaths caused by negligence. Although manslaughter by negligence is recorded on the "offenses known to police" form along with murder, it is not considered by the UCR Program to be an index offense. Attempts to murder or assaults resulting in murder are scored as aggravated assaults and not murder.

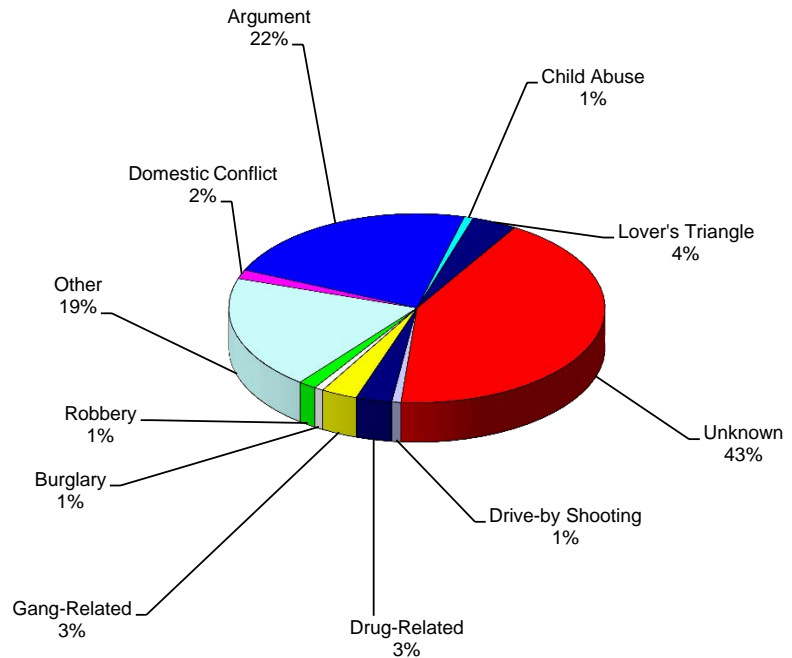
Five - Year Trends

	Number Reported	% Change from Previous Year	Rate/1,000
2008	168	-13.4%	0.064
2009	170	1.19%	0.062
2010	161	-5.29%	0.059
2011	151	-6.21%	0.055
2012	129	-14.57%	0.047



Murder Distribution by Circumstances and Relationship

Circumstances*	Number	% of Total
Burglary	1	1%
Robbery	2	2%
Other	25	19%
Domestic Conflict	2	2%
Argument	29	22%
Child Abuse	1	1%
Lover's Triangle	5	4%
Unknown	55	43%
Drive-by Shooting	1	1%
Drug-Related	4	3%
Gang-Related	4	3%
Total	129	100%



*Due to the unlimited set of possible circumstances surrounding homicides, it is difficult to provide clear-cut or precise statistical categories for all. To achieve uniformity, the number of circumstance categories has been kept to a minimum. Caution is suggested in drawing generalizations from the data without more deliberate analysis. This table makes no attempt to analyze the motives of offenders, but rather to display general circumstances surrounding events. Also note that it is possible to have more than one victim/murder for each circumstance.

**The number of relationships may not agree with the number of victims due to instances of multiple offenders or victims.

Relationship - Victim to Offender**	Number					% of Total				
	2008	2009	2010	2011	2012	2008	2009	2010	2011	2012
Wife	9	7	8	8	7	5.4%	4.1%	5.0%	5.3%	4.1%
Husband	1	3	2	3	1	0.6%	1.8%	1.2%	2.0%	0.6%
Son	1	6	7	6	6	0.6%	3.5%	4.3%	4.0%	3.5%
Daughter	4	7	1	2	7	2.4%	4.1%	0.6%	1.3%	4.1%
Other Family Member	7	11	15	16	11	4.2%	6.5%	9.3%	10.6%	6.4%
Total Family	22	34	33	35	32	13.1%	20.0%	20.5%	23.2%	18.7%
Dating Relationship	13	10	18	8	9	7.7%	5.9%	11.2%	5.3%	5.3%
Former Spouse	1	1	0	3	4	0.6%	0.6%	0.0%	2.0%	2.3%
Former Cohabitant	0	0	0	0	0	0.0%	0.0%	0.0%	0.0%	0.0%
Friend	5	7	11	6	2	3.0%	4.1%	6.8%	4.0%	1.2%
Acquaintance	33	41	30	23	28	19.6%	24.1%	18.6%	15.2%	16.4%
Stranger	43	30	33	31	27	25.6%	17.6%	20.5%	20.5%	15.8%
Unknown	51	47	36	45	69	30.4%	27.6%	22.4%	29.8%	40.4%
Total Other	146	136	128	116	139	86.9%	80.0%	79.5%	76.8%	81.3%
Total	168	170	161	151	171	100%	100%	100%	100%	100%

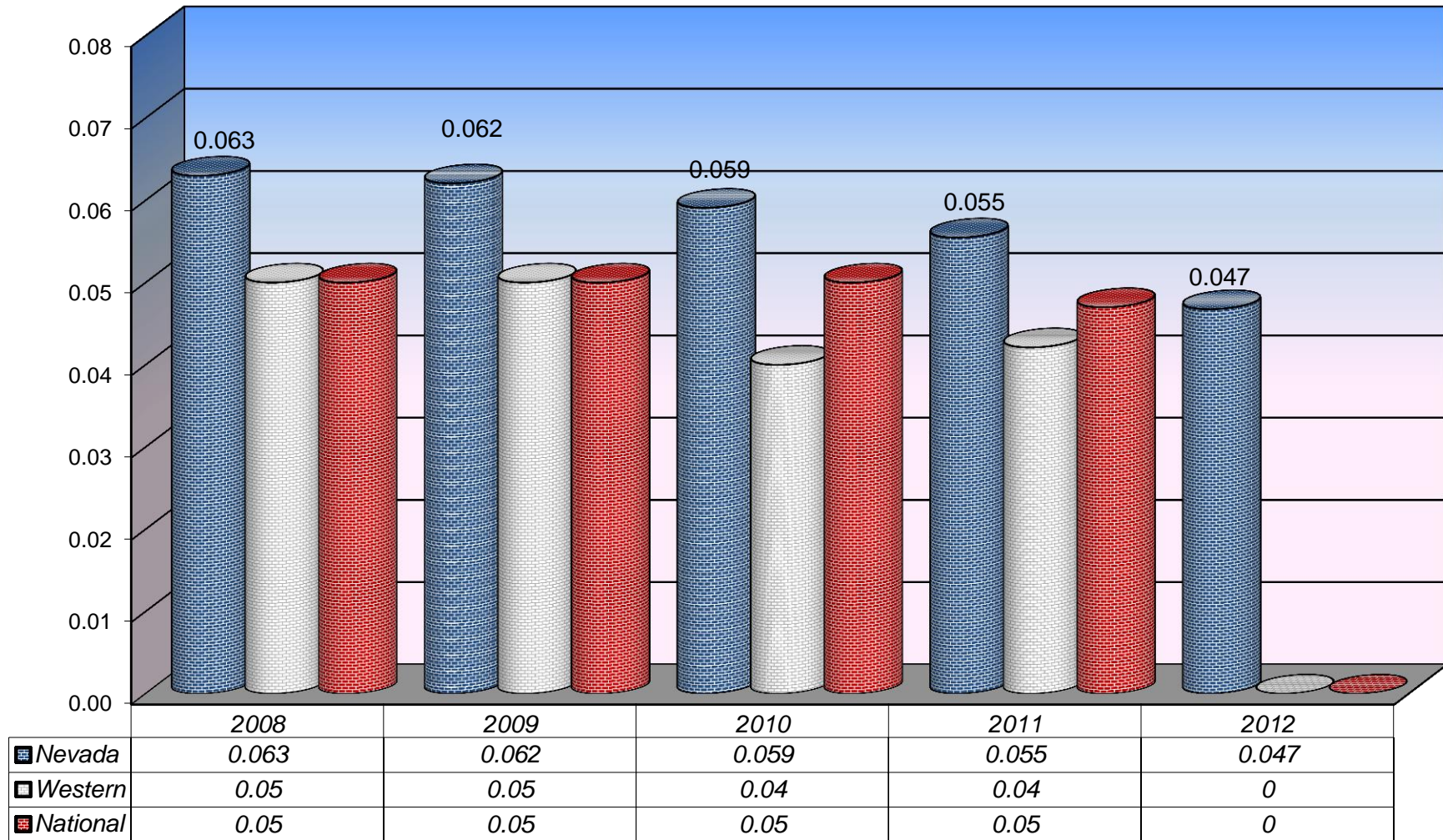
Murder Distribution by Age, Gender and Weapon 2008 - 2012

Victims	Male					Female				
	2008	2009	2010	2011	2012	2008	2009	2010	2011	2012
00 - 14	4	13	9	6	6	6	7	4	5	7
15 - 24	39	41	23	24	12	11	4	14	6	4
25 - 34	35	29	31	36	23	8	3	7	8	7
35 - 44	13	21	16	16	28	10	7	6	6	4
45 - 54	13	16	18	17	11	5	10	5	6	6
55 - 64	10	5	9	7	7	7	1	4	3	7
65+	2	5	6	3	2	3	8	9	8	3
Unknown	1	0	0	0	1	1	0	0	0	1
Total	117	130	112	109	90	51	40	49	42	39

Offenders	Male					Female				
	2008	2009	2010	2011	2012	2008	2009	2010	2011	2012
00 - 14	1	0	1	1	2	0	0	0	0	0
15 - 24	38	57	39	22	35	6	8	2	1	2
25 - 34	39	35	49	39	33	3	2	5	4	10
35 - 44	15	16	21	14	15	1	5	2	3	3
45 - 54	13	17	11	13	14	1	1	4	3	3
55 - 64	8	6	10	9	8	0	2	0	0	1
65+	2	4	4	2	2	1	1	0	0	0
Unknown	38	42	41	51	30	10	1	1	1	0
Total	154	177	176	151	139	22	20	14	12	19

Weapon	Number					% of Total				
	2008	2009	2010	2011	2012	2008	2009	2010	2011	2012
Handgun	91	91	86	89	40	54.2%	53.5%	53.4%	58.9%	31.0%
Long-gun	7	6	9	10	4	4.2%	3.5%	5.6%	6.6%	3.1%
Firearm, Unknown	0	3	0	0	33	0.0%	1.8%	0.0%	0.0%	25.6%
Knife, Cutting Device	30	20	22	15	16	17.9%	11.8%	13.7%	9.9%	12.4%
Hands, Fists, Feet	8	22	18	18	4	4.8%	12.9%	11.2%	11.9%	3.1%
Blunt Inst.	17	10	10	5	15	10.1%	5.9%	6.2%	3.3%	11.6%
Fire/Smoke Inhalation	0	0	1	3	3	0.0%	0.0%	0.6%	2.0%	2.3%
Asphyxiation/Gas	4	3	9	4	2	2.4%	1.8%	5.6%	2.6%	1.6%
Unknown	8	3	1	4	4	4.8%	1.8%	0.6%	2.6%	3.1%
Other	3	12	5	3	8	1.8%	7.1%	3.1%	2.0%	6.2%
Total	168	170	161	151	129	100%	100%	100%	100%	100%

Murder Rates: Nevada vs. Western and National 2008 to 2012



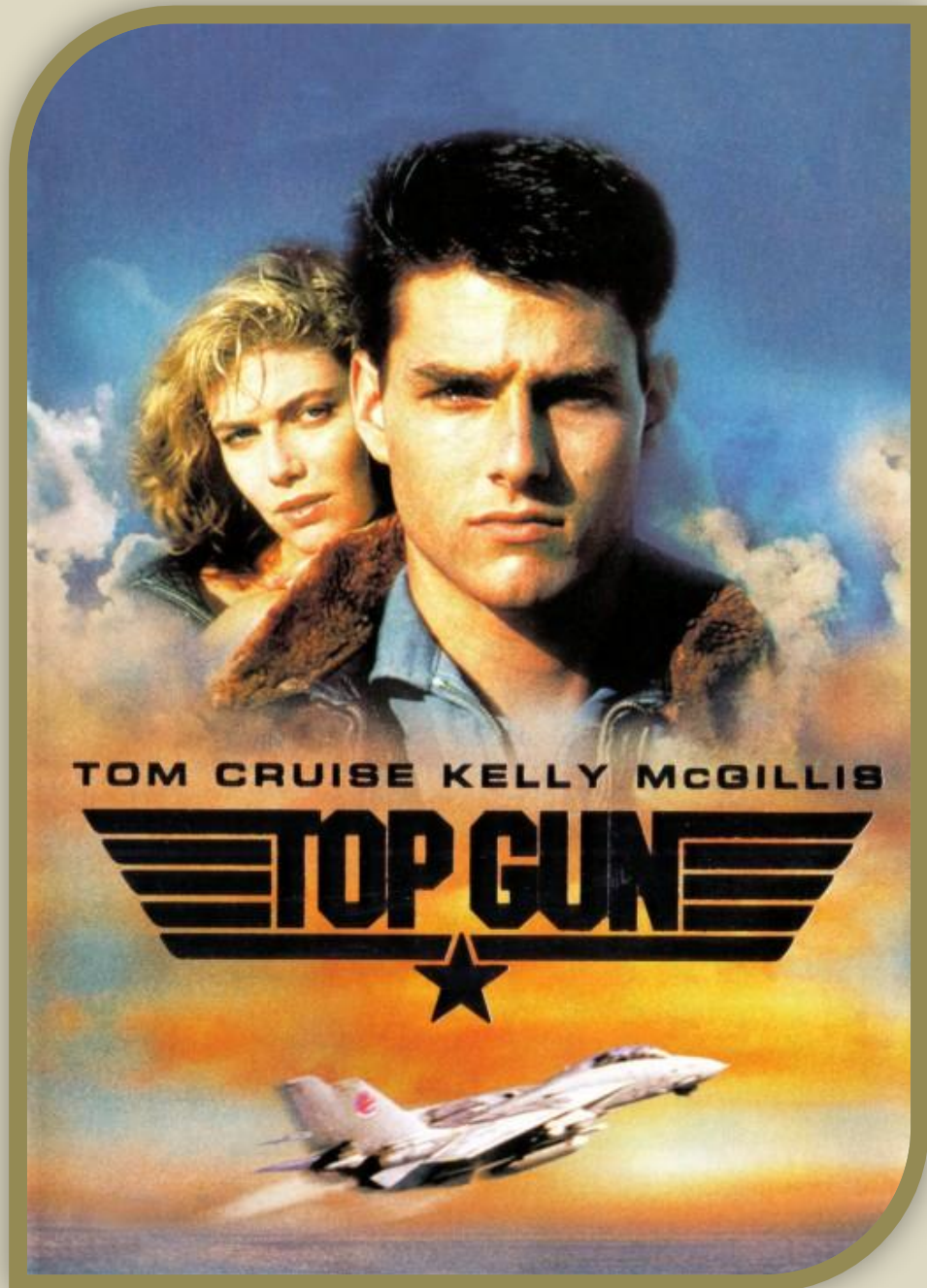
*2011 is the latest National data reported/available at the time of publication.

Note: Western represents 13 states i.e. AZ, CA, CO, ID, MT, NV, NM, UT, WY, AK, HI, OR and WA.




C
H
U
R
C
H
I
L
L

C
O
U
N
T
Y



Top Gun (1986), filmed at the Fallon Naval Air Station
(aka Top Gun) in Fallon.



RAPE

FORCIBLE RAPE

2012

Crime Clock - One Rape Every 9 Hours, 31 Minutes

Forcible rape, as defined in the UCR Program, is the carnal knowledge of a female or a male forcibly and against her or his will. Assaults or attempts to commit rape by force or threat of force are also included. Statutory rape (without force) and other sex offenses are excluded.

Sexual Assault--NRS 200.366: (1) "A person who subjects another person to sexual penetration, or who forces another person to make a sexual penetration on himself or another, or on a beast, against the victim's will or under conditions in which the perpetrator knows or should know that the victim is mentally or physically incapable of resisting or understanding the nature of his conduct, is guilty of sexual assault."

Forcible rape differs from other violent crimes in that the victim, in many cases, is reluctant to report the offense to police. The investigation by police, medical examination, court procedure, embarrassment and fear of accompanying stigma all have a deterrent effect on the victim's willingness to make the offense known to police.

Most rapes in Nevada in 2012 occurred during the months of August (97) and September (96) accounting for 20.91% of the yearly total of 923, while the lowest months were November (56) and December (63).

In 2012 Nevada law enforcement was able to clear 23.11% of forcible rapes

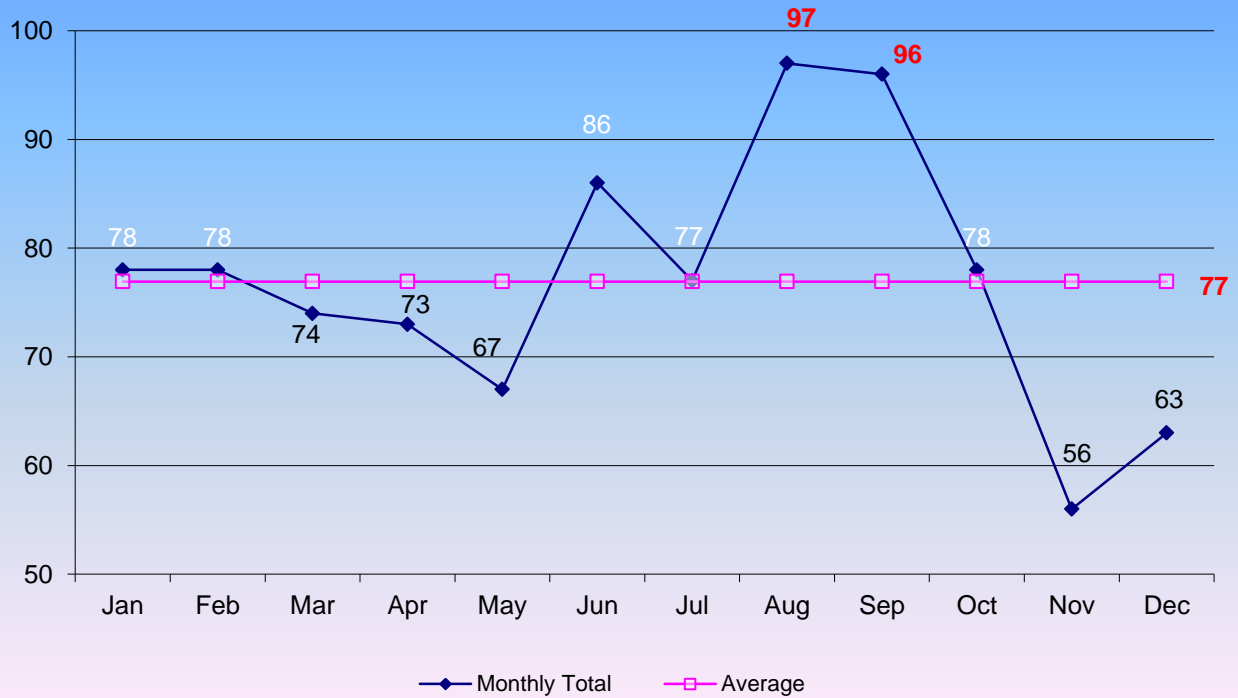
Five - Year Trends

	Number Reported	% Change from Previous Year	Rate/1,000
2008	1,102	0.73%	0.41
2009	1,014	-7.99%	0.37
2010	956	-5.72%	0.35
2011	895	-6.38%	0.33
2012	923	3.13%	0.33

Forcible and Attempted Rapes

	Forcible	Attempted	Total
2008	926	176	1,102
2009	872	142	1,014
2010	798	158	956
2011	756	139	895
2012	822	101	923

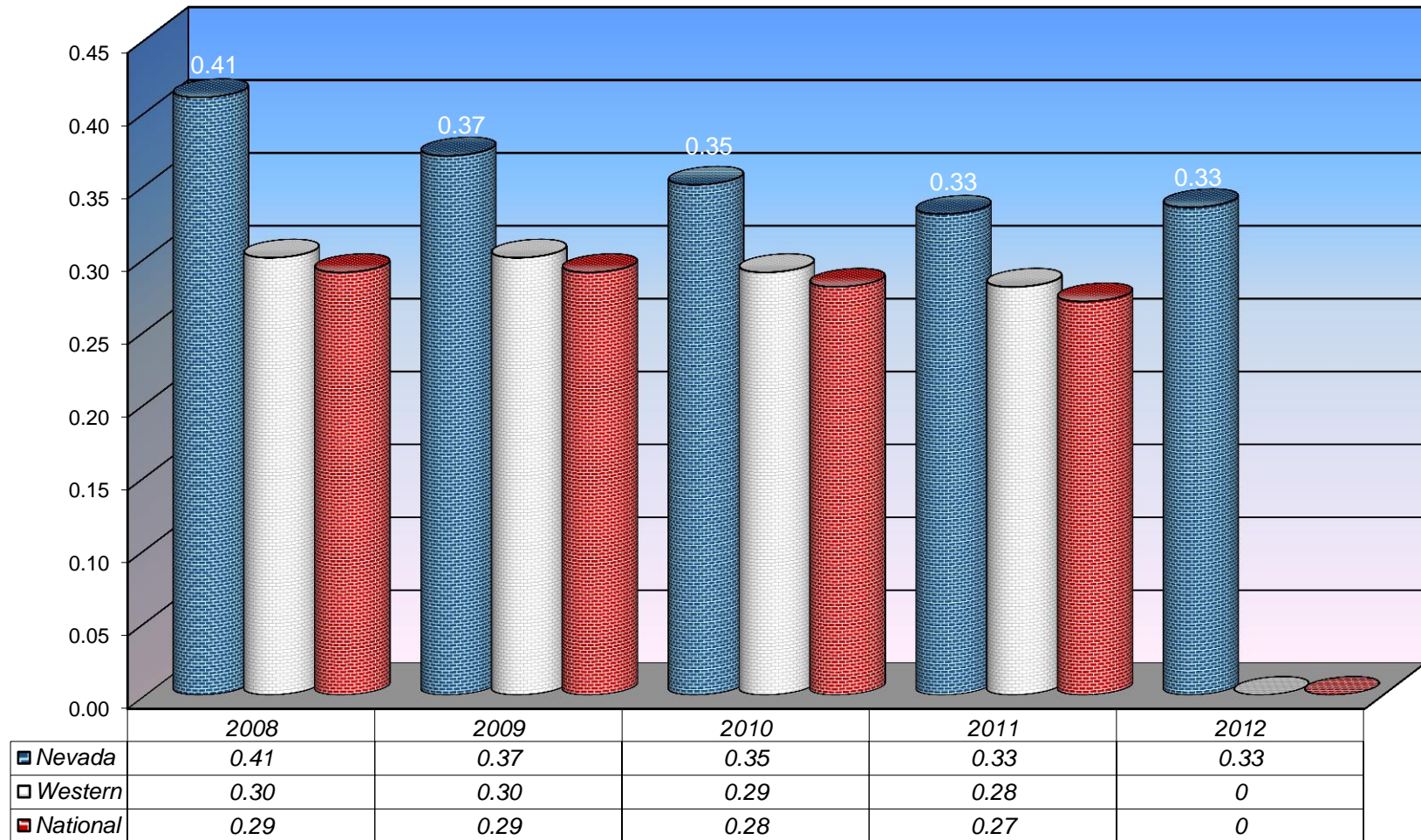
2012
Rape Offenses by Month & Monthly Average



Profile of Persons Arrested

AGE	2008	2009	2010	2011	2012	5-year Average	% for 2012
17 and Under	32	18	23	28	24	25.00	12%
18-24	67	41	41	42	43	46.80	22%
25-29	36	27	25	29	27	28.80	14%
30-34	25	39	15	18	40	27.40	20%
35-39	31	30	23	16	19	23.80	10%
40 and Over	73	49	41	48	47	51.60	24%
Total	264	204	168	181	200	203	19.67%
Male	262	203	168	178	199	1,010	99.50%
Female	2	1	1	3	1	8	0.50%

Forcible Rape Rates: Nevada vs. Western and National 2008 to 2012



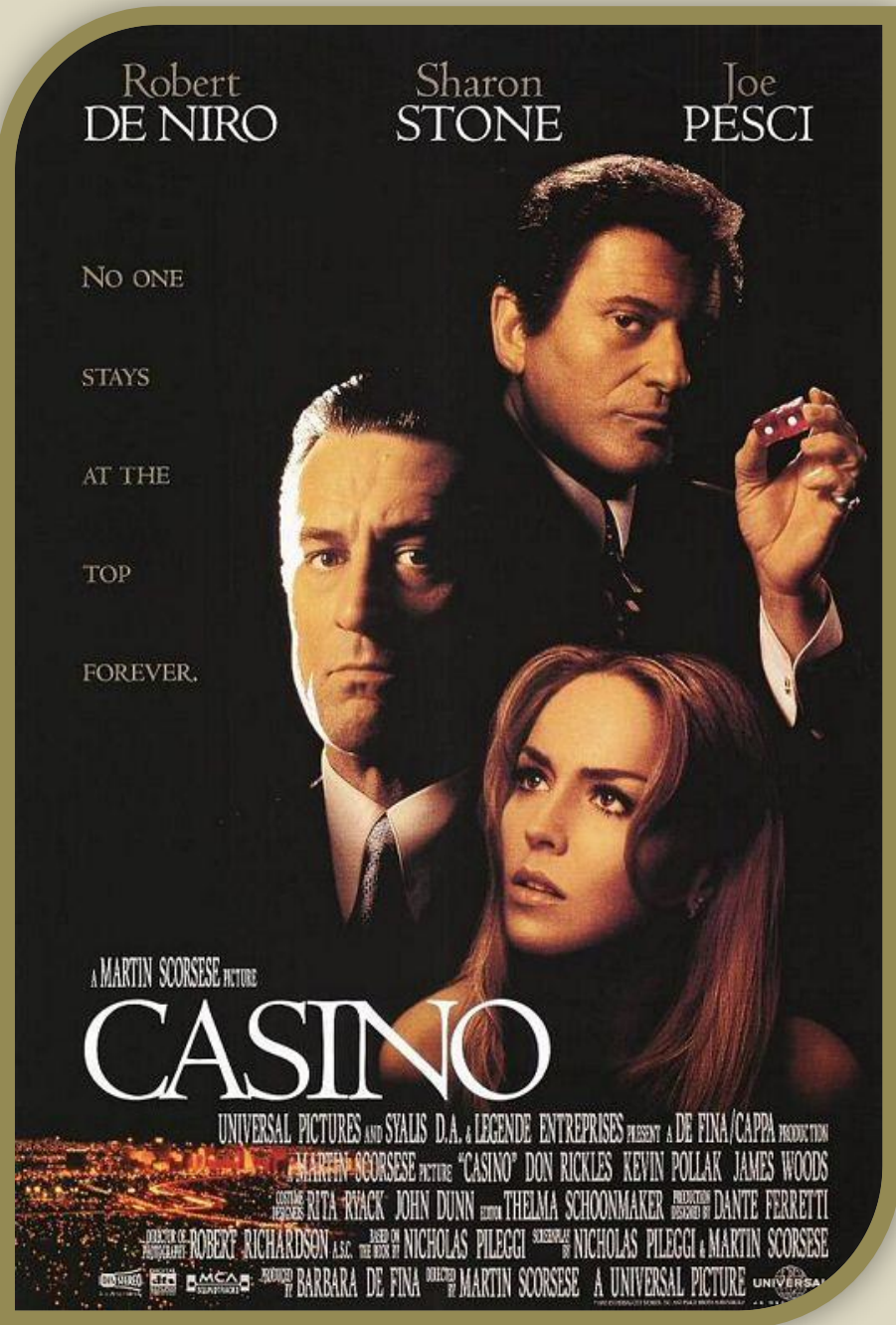
*2011 is the latest National data reported/available at the time of publication.

Note: Western represents 13 states i.e. AZ, CA, CO, ID, MT, NV, NM, UT, WY, AK, HI, OR and WA.




C
L
A
R
K

C
O
U
N
T
Y



Casino (1995), filmed in Good Springs and Las Vegas.



ROBBERY

ROBBERY

2012

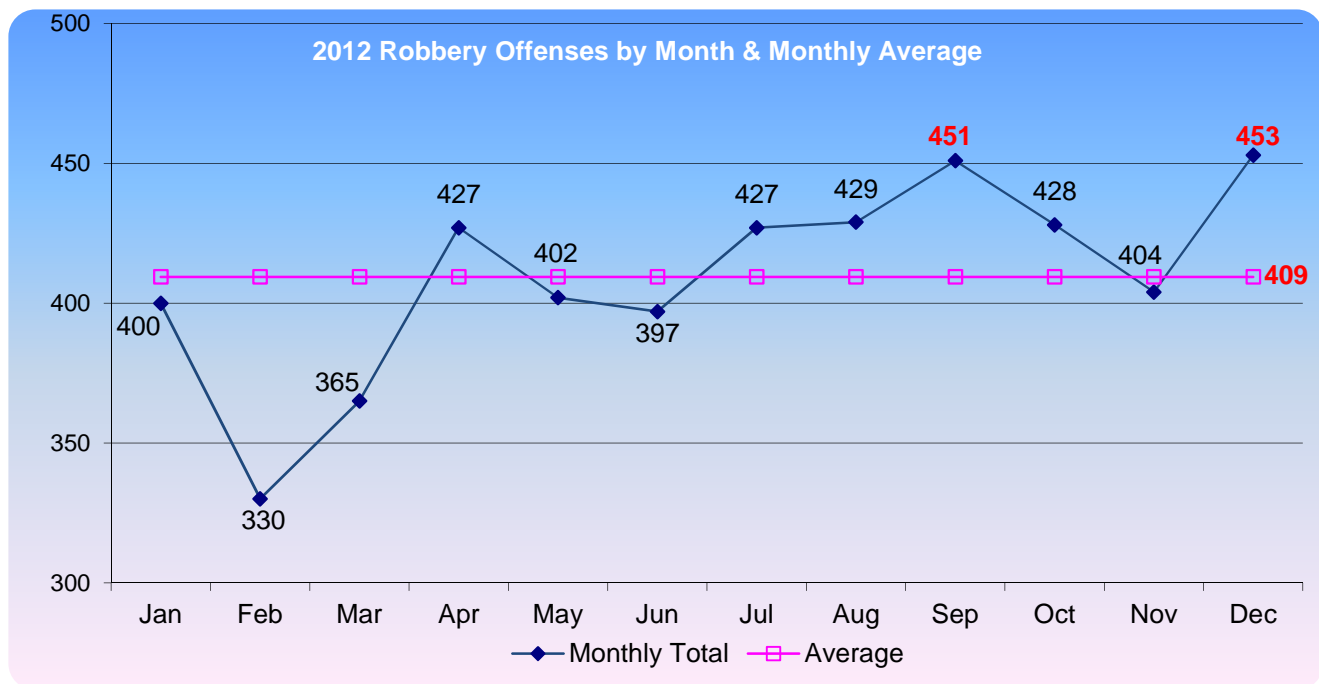
Crime Clock - One Robbery Every 1 Hour, 47 Minutes

Robbery is defined by UCR as "the felonious and forcible taking of the property of another against his will by violence or by putting him in fear." All attempts to rob are included in the UCR report.

Robbery--NRS 200.380: "Robbery is the unlawful taking of personal property from the person of another, or in the presence, against his will, by means of force or violence or fear of injury, immediate or future, to his person or property, or the person or property of a member of his family, or of anyone in his company at the time of the robbery. A taking is by means of force or fear if used to: (a) Obtain or retain possession of the property; (b) Prevent or overcome resistance to the taking; or (c) Facilitate escape. The degree of force used is immaterial if it is used to compel acquiescence to the taking of or escaping with the property. A taking constitutes robbery whenever it appears that, although the taking was fully completed without the knowledge of the person from whom taken, such knowledge was prevented by the use of force or fear."

Five - Year Trends

	Number Reported	% Change from Previous Year	Rate/1,000
2008	6,473	-6.62%	2.36
2009	6,045	-6.61%	2.21
2010	5,296	-12.39%	1.93
2011	4,635	-12.48%	1.70
2012	4,913	6.00%	1.78



Robbery

2012

Weapon Types Used

TYPE	2008	2009	2010	2011	2012	5-year Average	% for 2012
Firearm	2,693	2,292	1,914	1,862	1,690	2,090	34.40%
Knife	593	525	473	408	430	486	8.75%
Other Weapon	557	517	519	404	485	496	9.87%
Strong Arm	2,630	2,711	2,390	1,961	2,308	2,400	46.98%
TOTAL	6,473	6,045	5,296	4,635	4,913	5,472	100.00%

Profile of Persons Arrested

AGE	2008	2009	2010	2011	2012	5-year Average	% for 2012
17 and Under	367	441	339	292	232	334	15.08%
18-24	680	727	652	567	542	634	35.24%
25-29	246	294	253	235	230	252	14.95%
30-34	169	180	188	164	184	177	11.96%
35-39	119	124	92	117	114	113	7.41%
40 and Over	254	298	245	219	236	250	15.34%
TOTAL	1,835	2,064	1,769	1,594	1,538	1,760	100.00%
Male	1,569	1,780	1,482	1,364	1,277	1,494	83.03%
Female	266	284	287	230	261	266	16.97%

1,835 2,064 1,769 1,594 1,538 1,760

Classification by Location and Number of Offenses

LOCATION	2008	2009	2010	2011	2012	5-year Average	% for 2012
Highway, Street, Alley, etc.	1,806	1,837	1,459	1,157	1,649	1,582	33.56%
Commercial House	1,680	1,495	1,340	1,229	1,127	1,374	22.94%
Gas/Service Station	121	102	90	78	53	89	1.08%
Convenience Store	444	425	371	377	290	381	5.90%
Residence	1,385	1,256	1,253	1,082	1,186	1,232	24.14%
Bank/Lending Inst.	146	126	139	87	103	120	2.10%
Miscellaneous	891	804	644	625	505	694	10.28%
TOTAL	6,473	6,045	5,296	4,635	4,913	5,472	100.00%

Robbery

2012

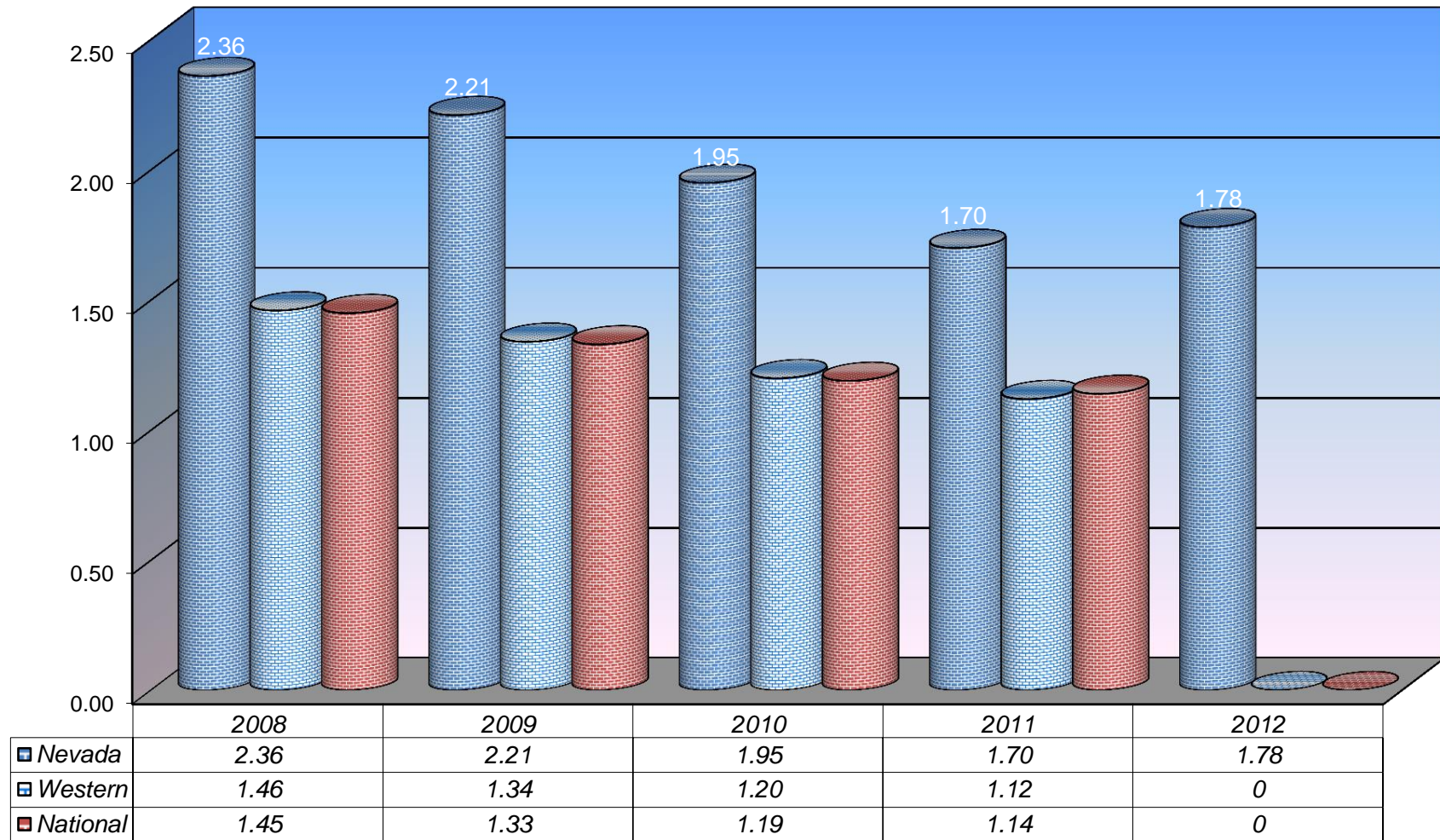
Classification by Location and Value of Property Stolen

LOCATION	2008	2009	2010	2011	2012	5-year Average
Highway, Street, Alley, etc.	\$1,320,367	\$1,110,080	\$1,124,836	\$569,157	\$1,127,158	\$1,050,320
Commercial House	\$4,159,910	\$3,644,538	\$3,146,935	\$1,757,731	\$2,658,946	\$3,073,612
Gas/Service Station	\$37,007	\$70,704	\$93,138	\$142,281	\$160,587	\$100,743
Convenience Store	\$172,458	\$169,114	\$169,074	\$175,859	\$101,494	\$157,600
Residence	\$1,921,887	\$4,459,529	\$1,437,119	\$1,257,504	\$1,293,318	\$2,073,871
Bank/Lending Inst.	\$1,529,028	\$548,213	\$530,402	\$231,247	\$163,613	\$600,501
Miscellaneous	\$1,117,085	\$463,554	\$303,402	\$429,700	\$1,541,876	\$771,123
Total	\$10,257,742	\$10,465,732	\$6,804,906	\$4,563,479	\$7,046,992	\$7,827,770

Classification by Location and Value of Property Stolen in %

LOCATION	2008	2009	2010	2011	2012	5-year Average
Highway, Street, Alley, etc.	12.87%	10.61%	16.53%	12.47%	15.99%	13.42%
Commercial House	40.55%	34.82%	46.25%	38.52%	37.73%	39.27%
Gas/Service Station	0.36%	0.68%	1.37%	3.12%	2.28%	1.29%
Convenience Store	1.68%	1.62%	2.48%	3.85%	1.44%	2.01%
Residence	18.74%	42.61%	21.12%	27.56%	18.35%	26.49%
Bank/Lending Inst.	14.91%	5.24%	7.79%	5.07%	2.32%	7.67%
Miscellaneous	10.89%	4.43%	4.46%	9.42%	21.88%	9.85%
Total	100%	100%	100%	100%	100.00%	100%

Robbery Rates: Nevada vs. Western and National 2008 to 2012





*2011 is the latest National data reported/available at the time of publication.

Note: Western represents 13 states i.e. AZ, CA, CO, ID, MT, NV, NM, UT, WY, AK, HI, OR and WA.



ESMERALDA COUNTY



Cherry 2000 (1988), filmed in Goldfield, Boulder City, Hoover Dam, Lake Mead, Las Vegas, Valley of Fire, Amargosa Valley, Beatty, Rhyolite, and Tonopah.

AGGRAVATED ASSAULT

AGGRAVATED ASSAULT

2012

Crime Clock - One Aggravated Assault Every 49 Minutes, 21 Seconds

An **aggravated assault** is an attempt or offer, with unlawful force or violence, to do physical injury to another. This type of assault is usually accompanied by the use of a weapon or other means likely to produce death or serious bodily injury. Attempts are included since it is not necessary that an injury result when a gun, knife, or other weapon is used which could and probably would result in serious personal injury if the crime is successfully completed. Assaults with personal weapons (hands, fists, feet) are scored as aggravated if there is personal injury requiring more than simple first-aid treatment.

Assault--NRS 200.471: (a) "Assault" means: (1) Unlawfully attempting to use physical force against another person; or (2) Intentionally placing another person in reasonable apprehension of immediate bodily harm.

Battery--NRS 200.481: (1) (a) "...means any willful and unlawful use of force or violence upon the person of another."

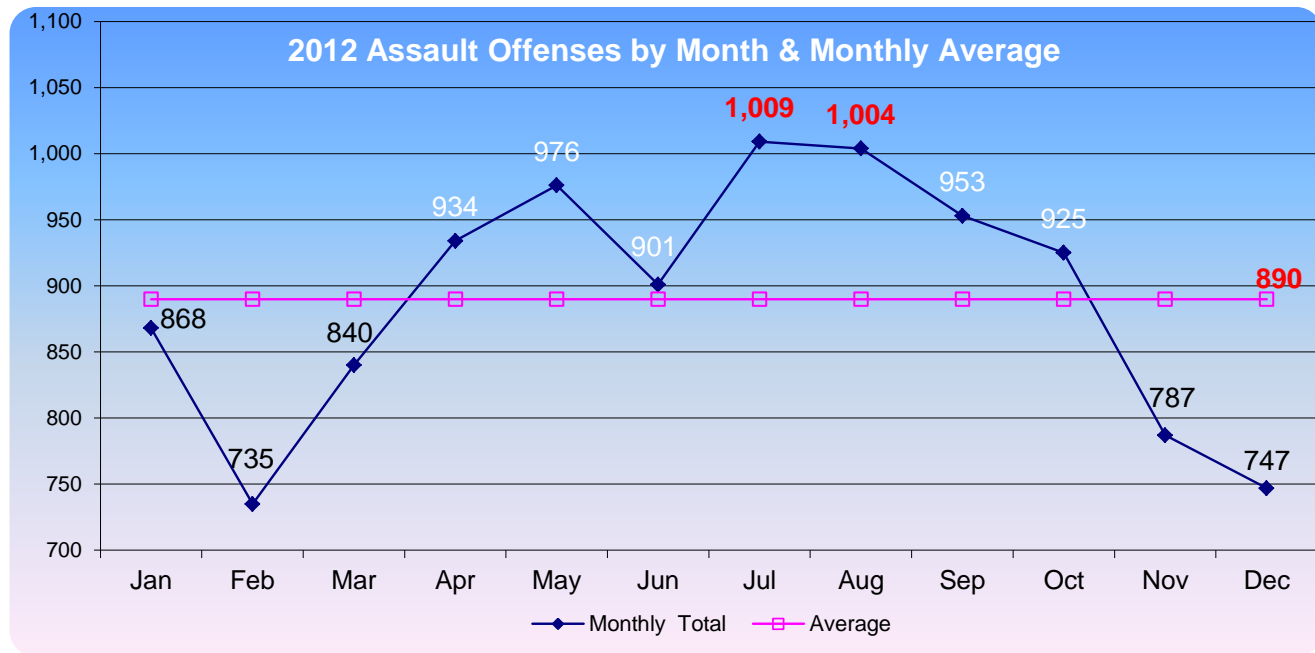
Not included in this class are simple (non-aggravated) assaults. Simple assaults are non-index offenses, although a record is kept of these assaults on the "Offenses Known to Police" form. During 2012, there were 36,719 simple assaults reported in Nevada, with a clearance rate of 54.2%.

There were 10,679 aggravated assault offenses reported to law enforcement in 2012. The range went from 735 in February to 1,009 in July.

In 2012, Nevada law enforcement agencies cleared 5,362 aggravated assaults, i.e. 50.22%.

Five - Year Trends

	Number Reported	% Change from Previous Year	Rate/1,000
2008	11,097	0.53%	4.05
2009	11,365	2.42%	4.15
2010	11,872	4.46%	4.35
2011	9,981	-15.93%	3.65
2012	10,679	6.99%	3.87



Five - Year Trends

Weapon Types Used

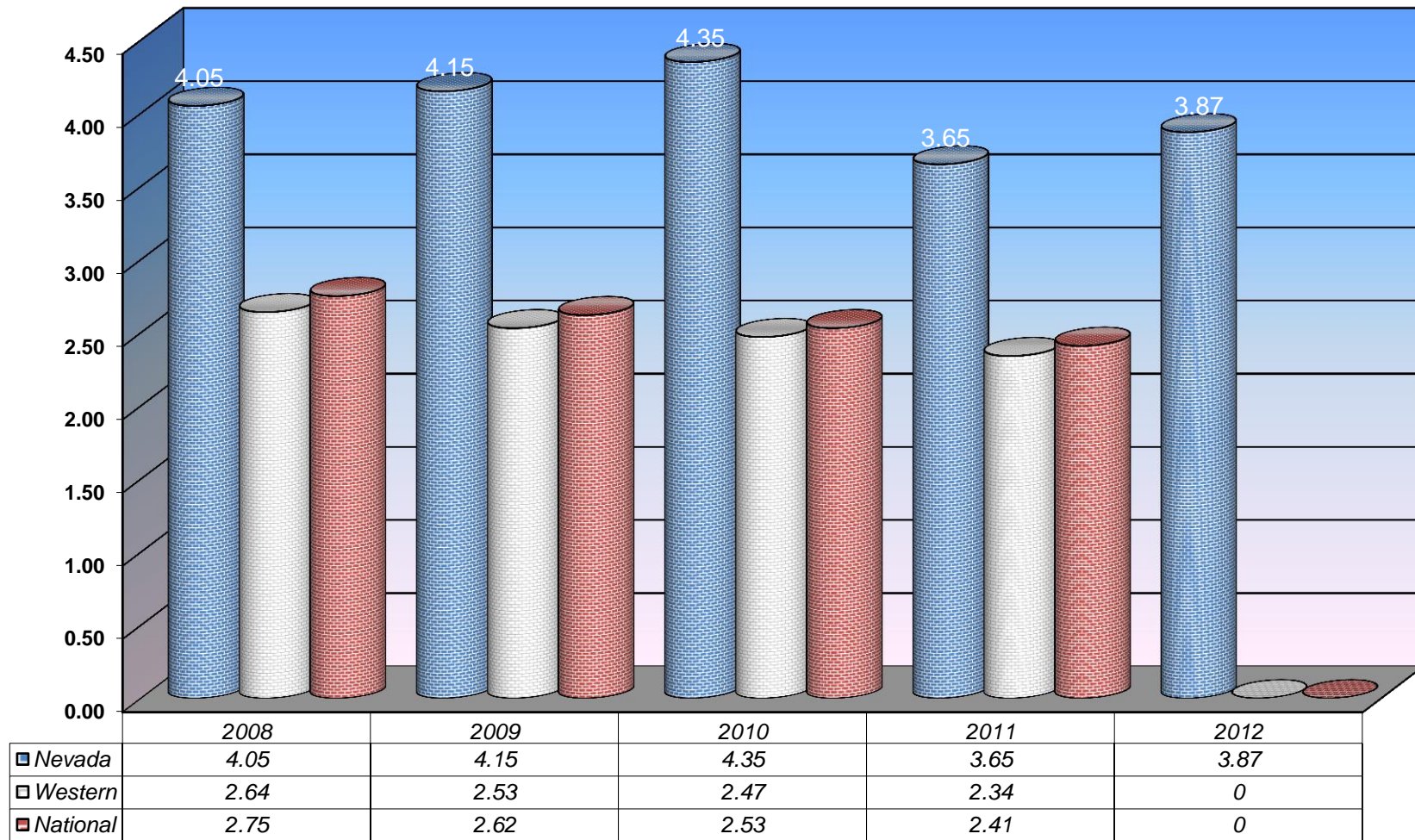
TYPE	2008	2009	2010	2011	2012	5-year Average	% for 2012
Firearm	1,936	1,748	1,682	1,502	1,590	1,692	14.89%
Knife	2,144	2,028	2,024	1,821	2,110	2,025	19.76%
Other Weapon	5,214	5,725	5,877	4,509	4,705	5,206	44.06%
Strong Arm	1,803	1,864	2,289	2,146	2,274	2,075	21.29%
Total	11,097	11,365	11,872	9,978	10,679	10,998	100%

Profile of Persons Arrested

AGE	2008	2009	2010	2011	2012	5-year Average	% for 2012
17 and Under	500	541	598	523	502	533	10.50%
18-24	962	1,198	1,180	1,043	1,068	1,090	22.33%
25-29	664	832	829	716	774	763	16.19%
30-34	496	623	675	667	613	615	12.82%
35-39	431	552	562	473	484	500	10.12%
40 and Over	1,191	1,496	1,536	1,417	1,341	1,396	28.04%
Total	4,244	5,242	5,380	4,839	4,782	4,897	100%

Male	3,333	3,914	3,940	3,543	3,494	3,645	73.07%
Female	911	1,328	1,440	1,296	1,288	1,253	26.93%

Aggravated Assault Rates: Nevada vs. Western and National 2008 to 2012



*2011 is the latest National data reported/available at the time of publication.

Note: Western represents 13 states i.e. AZ, CA, CO, ID, MT, NV, NM, UT, WY, AK, HI, OR and WA.




E
L
K
O

C
O
U
N
T
Y



Con Air (1997), filmed in Wendover and Las Vegas.



BURGLARY

BURGLARY

2012

Crime Clock - One Burglary Every 23 Minutes, 55 Seconds

Burglary, also known as breaking and entering, is "...the unlawful entry or attempted forcible entry of any structure to commit a felony or larceny" as defined by UCR.

Burglary--NRS 205.060: (1) "A person who, by day or night, enters any house, room, apartment, tenement, shop, warehouse, store, mill, barn, stable, outhouse, or other building, tent, vessel, vehicle, vehicle trailer, semi-trailer or house trailer, airplane, glider, boat or railroad car, with intent to commit grand or petit larceny, assault or battery on any person or any felony, is guilty of burglary."

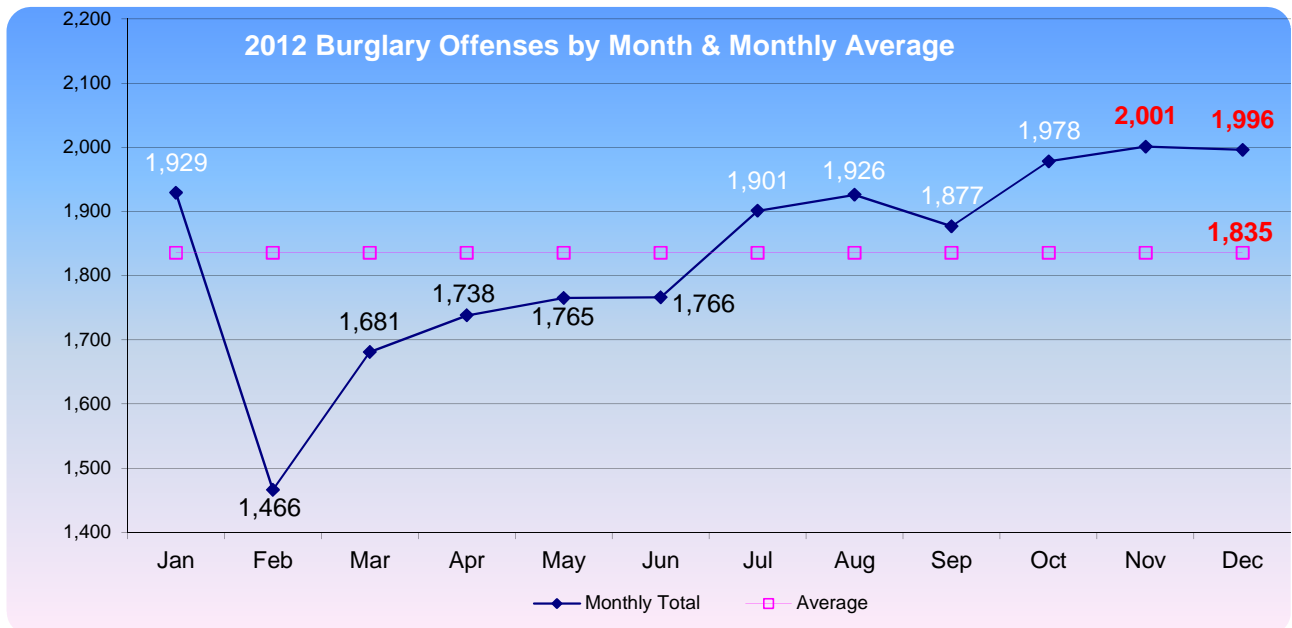
Incidents of burglary occurred most frequently during the months of October with 1,978, November (2,001) and December (1,996).

Of the 22,025 burglaries reported to law enforcement in Nevada in 2012, 10.10% were cleared.

Nevada's burglary rate per 1,000 population in 2012 was 7.98. The highest recorded rate for the past fifteen years was in 1997 at 12.38 per 1,000.

Five - Year Trends

	Number Reported	% Change from Previous Year	Rate/1,000
2008	24,156	-2.76%	8.82
2009	22,029	-8.81%	8.04
2010	22,223	0.88%	8.11
2011	20,309	-8.61%	7.42
2012	22,025	8.45%	7.98



BURGLARY

2012

Profile of Persons Arrested

AGE	2008	2009	2010	2011	2012	5-year Average	% for 2012
17 and Under	700	982	838	608	497	725	16.67%
18-24	902	961	938	822	866	898	29.04%
25-29	357	417	371	445	443	407	14.86%
30-34	274	294	276	307	376	305	12.61%
35-39	257	292	220	222	220	242	7.38%
40 and Over	482	567	493	525	580	529	19.45%
Total	2,972	3,513	3,136	2,929	2,982	3,106	100%
Male	2,343	2,815	2,490	2,294	2,312	2,451	77.53%
Female	629	698	646	635	670	656	22.47%

Type of Entry

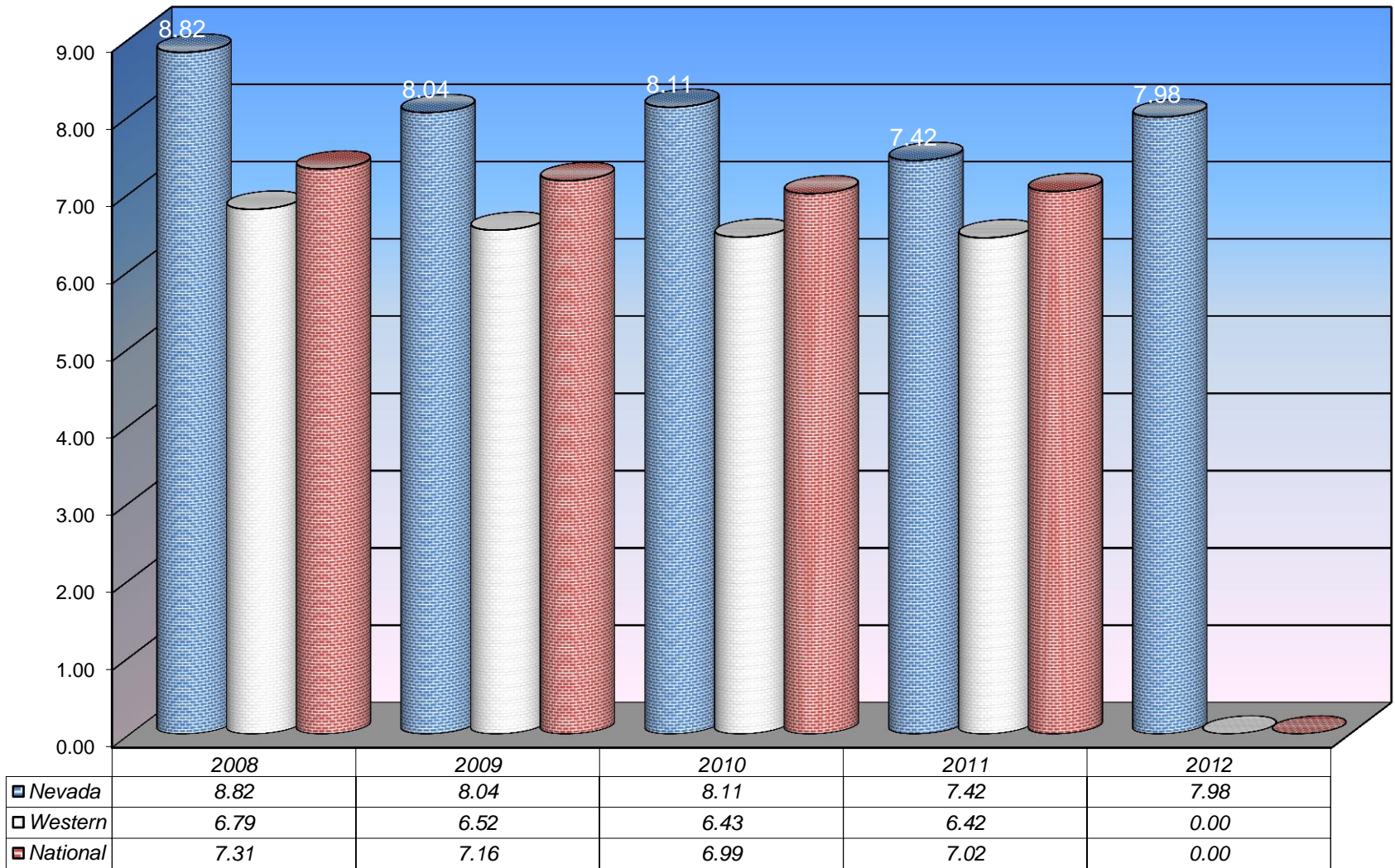
TYPE	2008	2009	2010	2011	2012	5-year Average	% for 2012
Forcible Entry	15,013	13,547	13,150	11,960	13,593	13,453	61.72%
Unlawful Entry-No Force	7,488	6,918	7,616	6,882	7,102	7,201	32.25%
Attempted Forcible Entry	1,655	1,564	1,457	1,467	1,330	1,495	6.04%
Total	24,156	22,029	22,223	20,309	22,025	22,148	100%

Burglary Offenses and Value by Time of Day

Residence	2008		2009		2010		2011		2012	
	Offenses	Value	Offenses	Value	Offenses	Value	Offenses	Value	Offenses	Value
6 pm - 6 am	2,362	\$7,597,998	2,333	\$6,104,055	2,426	\$7,044,813	2,390	\$7,444,015	4,541	\$14,216,559
6 am - 6 pm	5,624	\$23,054,455	4,509	\$15,619,861	4,591	\$17,131,532	4,826	\$18,440,781	8,073	\$32,443,574
Unknown	9,271	\$41,358,969	8,142	\$29,479,946	8,724	\$29,135,039	6,147	\$23,674,321	4,079	\$22,975,033
Subtotal	17,257	\$72,011,422	14,984	\$51,203,862	15,741	\$53,311,384	13,363	\$49,559,117	16,693	\$69,635,166
Non Residence										
	Offenses	Value	Offenses	Value	Offenses	Value	Offenses	Value	Offenses	Value
6 pm - 6 am	1,627	\$3,890,339	1,528	\$3,017,002	1,488	\$3,363,553	1,565	\$3,569,988	2,475	\$8,480,580
6 am - 6 pm	987	\$2,363,877	1,203	\$3,107,894	1,201	\$2,180,022	1,627	\$4,521,091	1,471	\$4,215,825
Unknown	4,285	\$17,181,690	4,314	\$15,912,595	3,793	\$12,728,601	3,754	\$12,545,390	1,386	\$6,929,993
Subtotal	6,899	\$23,435,906	7,045	\$22,037,491	6,482	\$18,272,176	6,946	\$20,636,469	5,332	\$19,626,398
Grand Total	24,156	\$95,447,328	22,029	\$73,241,353	22,223	\$71,583,560	20,309	\$70,195,586	22,025	\$89,261,564

Observation: 2012 is the first year when Burglary (besides the "Unknown") has been so accurately investigated/reported that it makes it very clear to determine that Residential burglary, which accounts for 78.01% of the total in value, actually happens in the daytime (i.e. twice as much as during night time), while the Non-Residential burglary numbers are in a symmetrically opposed display.

Burglary Rates: Nevada vs. Western and National 2008 to 2012

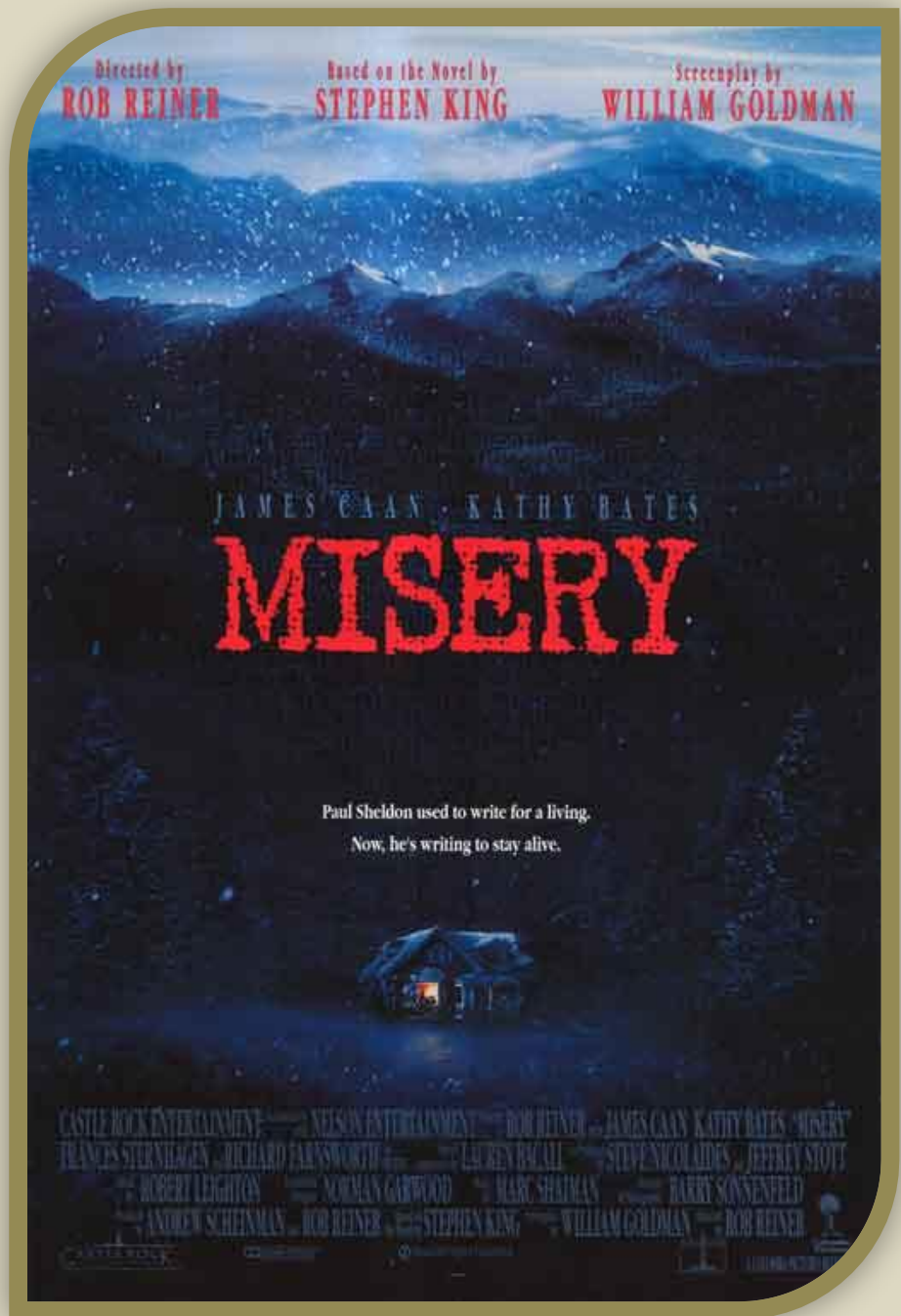


*2011 is the latest National data reported/available at the time of publication.


Note: Western represents 13 states i.e. AZ, CA, CO, ID, MT, NV, NM, UT, WY, AK, HI, OR and WA.



DOUGLAS
COUNTY



Misery (1990), filmed in Geona, Round Hill and Lake Tahoe.



LARCENY - THEFT

LARCENY-THEFT

2012

Crime Clock - One Larceny Every 11 Minutes, 39 Seconds

Larceny is the unlawful taking of the property of another with the intent to deprive him of ownership.

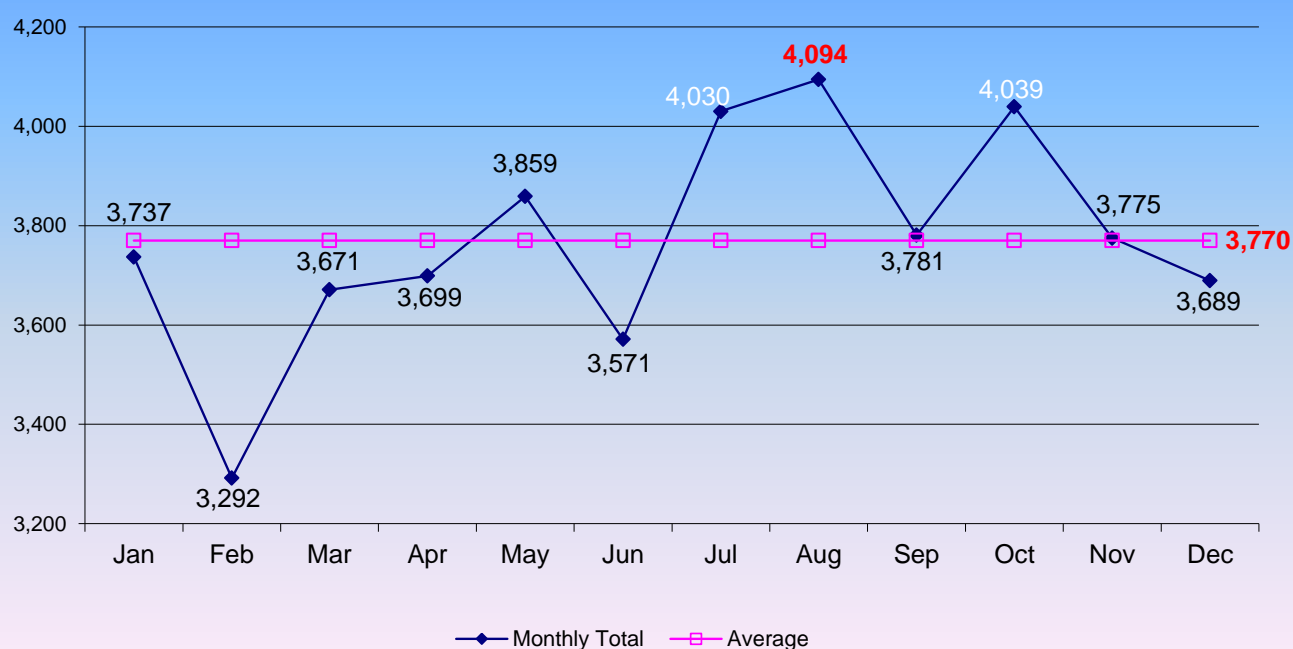
Theft--NRS 205.0832: A person commits theft if, without lawful authority, he/she knowingly:

- (a) Controls any property of another person with the intent to deprive that person of the property.
- (b) Converts, makes an unauthorized transfer of an interest in, or without authorization controls any property of another person, or uses the services or property of another person entrusted to him or placed in his possession for a limited, authorized period of determined or prescribed duration or for a limited use.
- (c) Obtains real or personal property or the services of another person by a material misrepresentation with intent to deprive that person of the property or services. As used in this subsection, "material misrepresentation" means the use of any pretense, or the making of any promise, representation or statement of present, past or future fact which is fraudulent and which, when used or made, is instrumental in causing the wrongful control or transfer of property or services. The pretense may be verbal or it may be a physical act.
- (d) Comes into control of lost, mislaid or misdelivered property of another person under circumstances providing means of inquiry as to the true owner and appropriates that property to his own use or that of another person without reasonable efforts to notify the true owner.
- (e) Controls property of another person knowing or having reason to know that the property was stolen.
- (f) Obtains services which he knows are available only for compensation without paying or agreeing to pay compensation or diverts the services of another person to his own benefit or that of another person without lawful authority to do so.
- (g) Takes, destroys, conceals or disposes of property in which another person has a security interest, with intent to defraud that person.
- (h) Commits any act that is declared to be theft by a specific statute.
- (i) Draws or passes a check, and in exchange obtains property or services, if he knows that the check will not be paid when presented.
- (j) Obtains gasoline or other fuel or automotive products which are available only for compensation without paying or agreeing to pay compensation.

Five - Year Trends

	Number Reported	% Change from Previous Year	Rate/1,000
2008	49,575	-0.3%	18.10
2009	46,236	-6.7%	16.88
2010	41,856	-9.5%	15.28
2011	40,265	-3.8%	14.79
2012	45,237	12.3%	16.40

2012 Larceny Offenses by Month & Monthly Average



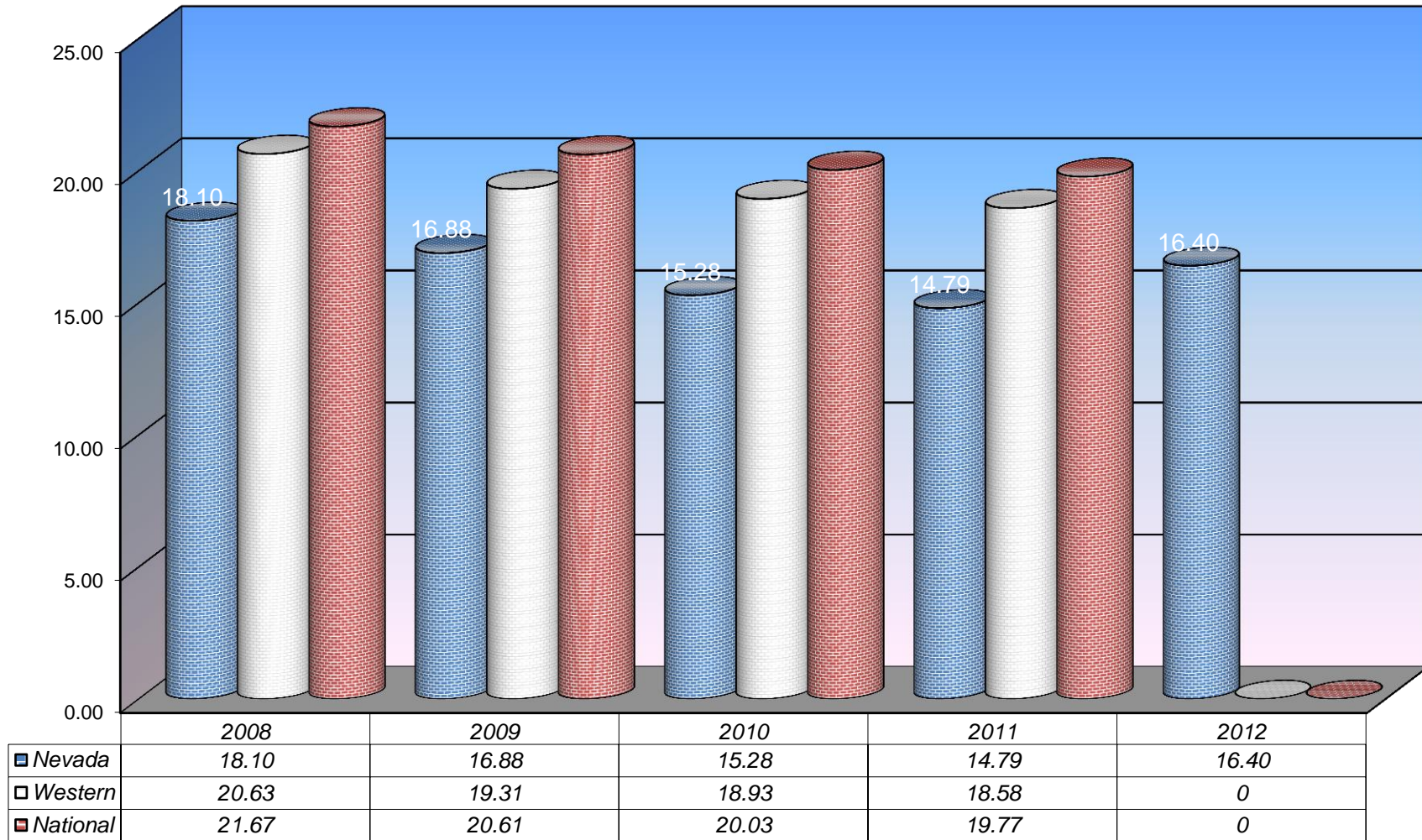
Profile of Persons Arrested

AGE	2008	2009	2010	2011	2012	5-year Average	% for 2012
17 and Under	3,422	3,674	3,492	2,759	2,252	3,120	18.81%
18-24	3,264	3,900	3,556	3,099	3,169	3,398	26.46%
25-29	1,406	1,608	1,479	1,355	1,476	1,465	12.33%
30-34	1,027	1,210	1,117	1,089	1,257	1,140	10.50%
35-39	935	1,091	934	873	869	940	7.26%
40 and Over	2,656	3,080	2,913	2,777	2,952	2,876	24.65%
Total	12,710	14,563	13,491	11,952	11,975	12,938	100%
Male	7,762	8,345	7,551	6,732	7,096	7,497	59.26%
Female	4,948	6,218	5,940	5,220	4,879	5,441	40.74%

Larceny Offenses and Value by Classification


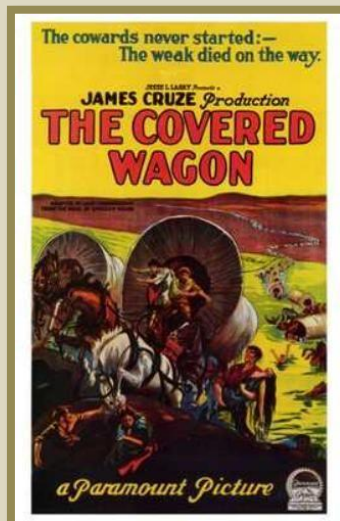

Type	2008		2009		2010		2011		2012	
Pocket-Picking	424	\$283,940	373	\$358,469	472	\$368,230	485	\$479,997	576	\$523,266
Purse-Snatching	566	\$290,093	425	\$263,814	383	\$191,144	327	\$206,536	354	\$294,943
Shoplifting	6,540	\$1,474,881	11,376	\$2,233,029	11,294	\$2,080,751	9,424	\$3,655,110	10,808	\$2,891,239
From Motor Vehicles	10,483	\$10,625,704	13,188	\$14,181,039	11,991	\$12,149,191	10,165	\$21,107,441	10,483	\$11,225,740
MV Parts & Accessories	3,323	\$11,713,142	2,392	\$1,967,723	2,267	\$2,156,729	2,020	\$1,522,940	3,090	\$1,277,082
Bicycles	643	\$278,200	633	\$317,055	847	\$445,598	880	\$457,403	1,052	\$607,050
From Buildings	17,726	\$30,071,371	10,078	\$25,269,666	6,968	\$18,281,802	7,657	\$23,455,755	8,643	\$55,887,093
From Coin-Op Machines	161	\$53,683	162	\$45,231	111	\$78,302	139	\$42,544	205	\$51,201
All Other	9,709	\$28,464,261	7,609	\$19,683,707	7,523	\$22,702,466	9,168	\$20,366,795	10,026	\$26,979,568
Total	49,575	\$83,255,275	46,236	\$64,319,733	41,856	\$58,454,213	40,265	\$71,294,521	45,237	\$99,737,182

Larceny - Theft Rates: Nevada vs. Western and National 2008 to 2012




*2011 is the latest National data reported/available at the time of publication.

Note: Western represents 13 states i.e. AZ, CA, CO, ID, MT, NV, NM, UT, WY, AK, HI, OR and WA.



Eureka is one out of two counties in Nevada that has not appeared on the big screen. Here is a tribute to some of the other films made in Nevada.

MOTOR VEHICLE THEFT



MOTOR VEHICLE THEFT

2012

Crime Clock: 1 Motor Vehicle Theft Every 52 minutes and 45 seconds

Uniform Crime Reporting defines motor vehicle theft as the larceny or attempted larceny of a motor vehicle, including "joy riding." Excluded from this class is a reported offense where there is lawful access to the vehicle, such as a family situation or unauthorized use by others with lawful access, such as with employees.

Motor vehicles are defined by UCR as self-propelled vehicles that run on the surface of the land and not on rails, such as automobiles, trucks, buses, motorcycles, motor scooters, snowmobiles, ATVs, etc. Not included are farm equipment, construction equipment, airplanes, motorboats.

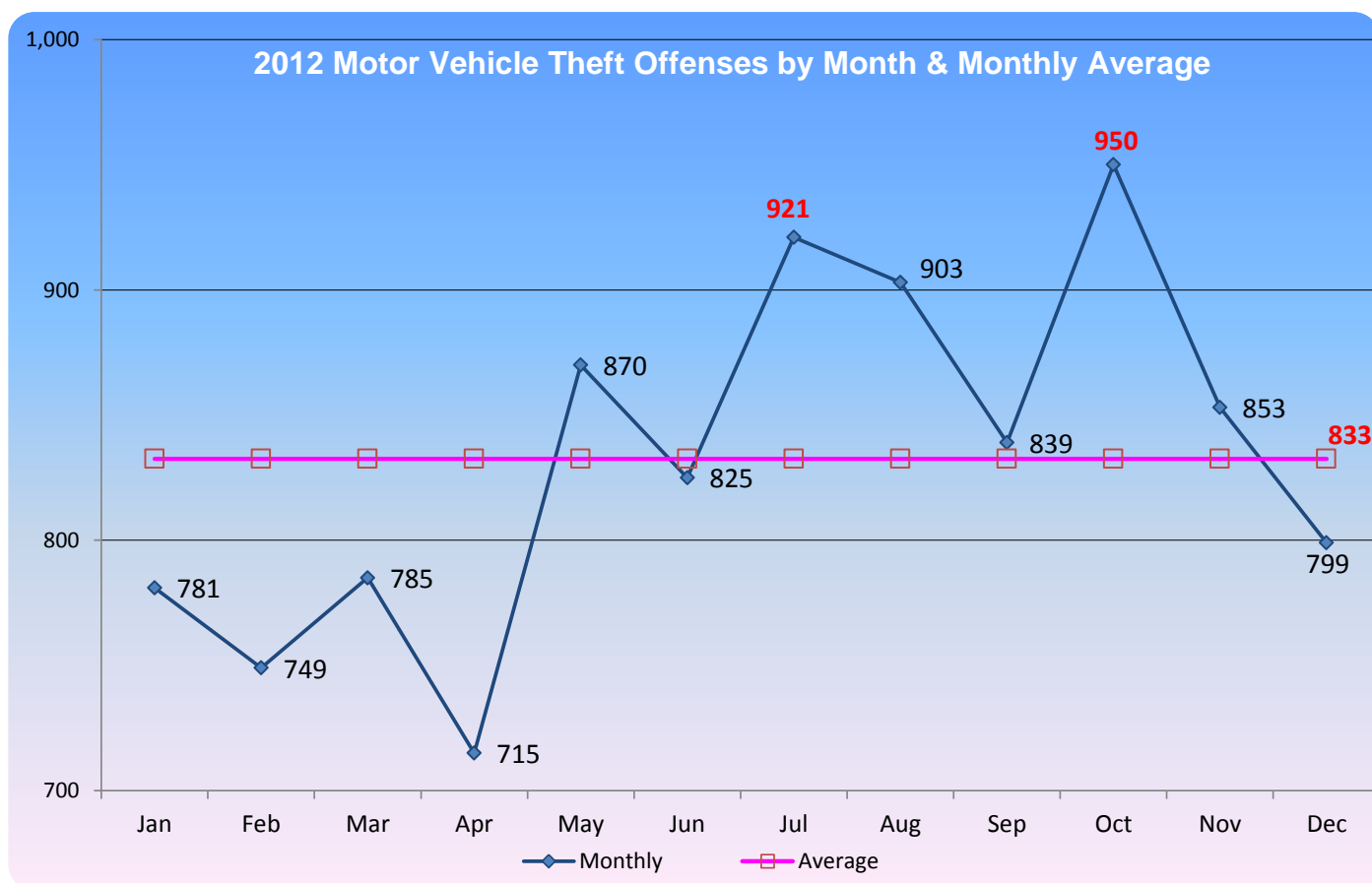
Motor Vehicle Theft--NRS 205.2715: "(1) Every person who takes and carries away or drives away the vehicle of another without the intent to permanently deprive the owner thereof but without the consent of the owner of such vehicles is guilty of a gross misdemeanor. (2) Every person who is in possession of a vehicle without the consent of the owner of such vehicle may reasonably be inferred to have taken and carried away or driven away the vehicle."

Motor vehicle thefts occurred most frequently during the months of July (921) and October (950). These months collectively accounted for 18.72% of 2012's total motor vehicle theft offenses, i.e. 9,991.

Law enforcement cleared 770, i.e. 7.71%, of all motor vehicle thefts in Nevada in 2012.

Five - Year Trends

	Number Reported	% Change from Previous Year	Rate/1,000
2008	15,904	-28.8%	5.81
2009	12,367	-22.2%	4.52
2010	10,179	-17.7%	3.72
2011	9,470	-7.0%	3.46
2012	9,991	5.5%	3.62



Five - Year Trends for Arrested by Age

AGE	2008	2009	2010	2011	2012	5-year Average	% for 2012
17 and Under	253	147	92	96	115	141	17.22%
18-24	337	222	200	185	175	224	26.20%
25-29	163	131	112	89	116	122	17.37%
30-34	120	98	78	75	93	93	13.92%
35-39	91	62	49	37	54	59	8.08%
40 and Over	158	85	87	94	115	108	17.22%
Total	1,122	745	618	576	668	746	100%

Male	936	590	500	465	542	607	81.14%
Female	186	155	118	121	126	141	18.86%

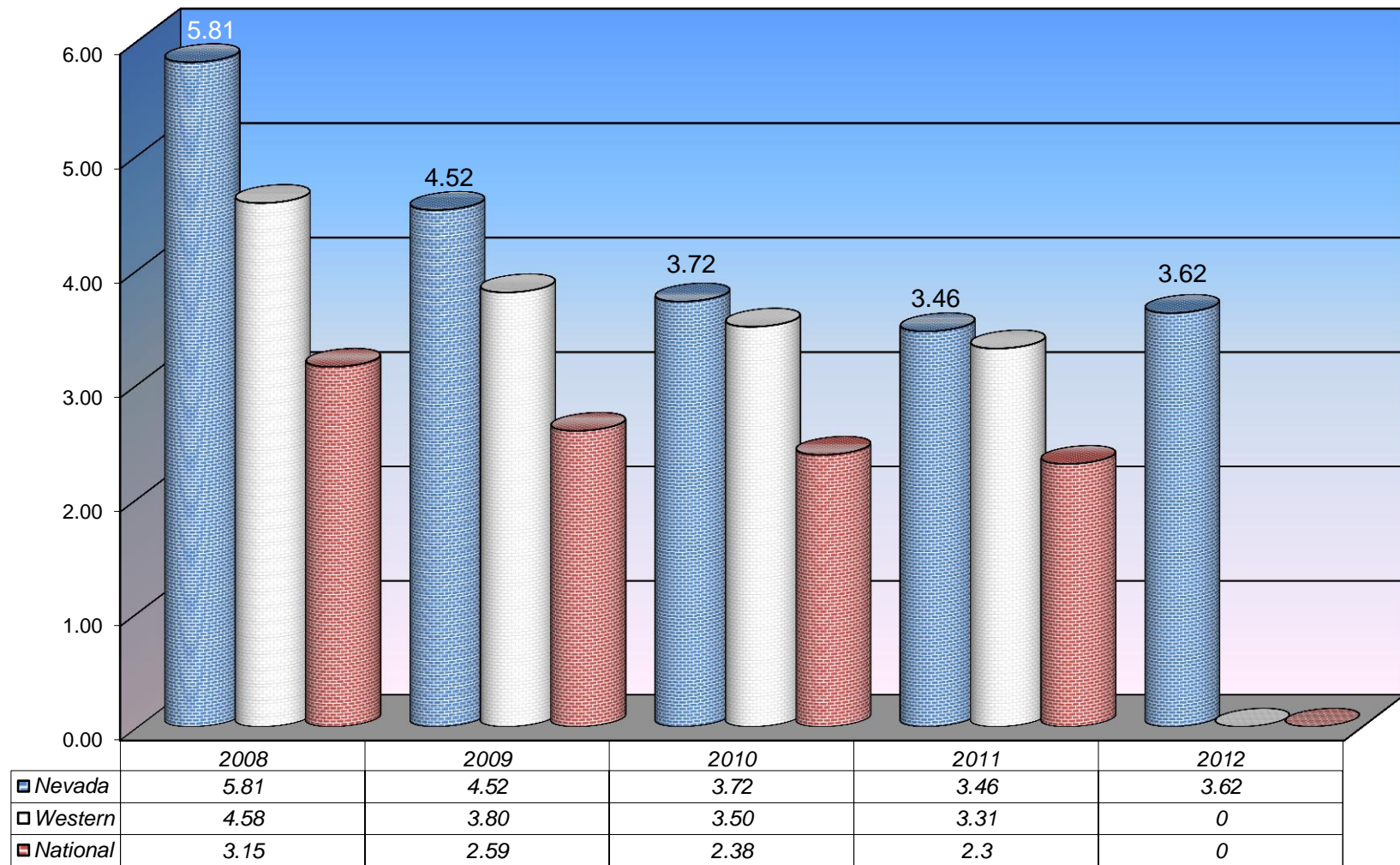
Five-Year Trend

Type of Stolen Vehicle	2008	2009	2010	2011	2012	5-year Average	% for 2012
Automobile	11,882	9,067	7,412	6,875	6,795	8,406	68%
Truck / Bus	2,976	2,284	1,737	1,459	1,510	1,993	15%
Other Vehicle	1,046	1,016	1,030	1,136	1,686	1,183	17%
Total	15,904	12,367	10,179	9,470	9,991	11,582	100%

Locally Stolen Motor Vehicles Recovered

	2008	2009	2010	2011	2012	5-year Average	% for 2012
Stolen and Recovered Locally	12,193	9,947	7,052	7,083	7,414	8,738	85%
Stolen Locally - Recovered by Other Jurisdiction	2,685	2,097	1,512	1,146	1,322	1,752	15%
Total	14,878	12,044	8,564	8,229	8,736	10,490	100%
Stolen in Other Jurisdiction - Recovered Locally	2,608	1,786	1,215	882	656	1,429	

Motor - Vehicle Theft Rates: Nevada vs. Western and National 2008 to 2012



*2011 is the latest National data reported/available at the time of publication.

Note: Western represents 13 states i.e. AZ, CA, CO, ID, MT, NV, NM, UT, WY, AK, HI, OR and WA.




H
U
M
B
O
L
D
T

C
O
U
N
T
Y



The Winning of Barbara Worth (1926), filmed in the
Black Rock Desert, Winnemucca, and Gerlach.



ARSON

ARSON

2012

Crime Clock - One Arson Every 21 hours and 31 Minutes

Arson--NRS 205.005: "Any person shall be deemed to have set fire to a building, structure or any property mentioned in NRS 205.010 to 205.030, inclusive, whenever any part thereof or anything therein shall be scorched, charred or burned."

Nationally, 53,852 arsons were reported by 14,274 agencies in 2012, a 14% decrease from 2011. The national overall rate of arson per 1000 population was 0.19. Nationally, the average dollar loss for property damaged or destroyed in reported arsons was \$17,411. Arsons involving structures (residential, storage, public, etc.) accounted for 44.5% of the total number of arsons reported nationally.

There were 408 arsons reported in Nevada in 2012, compared to 466 reported in 2011. Nevada's arson rate was .15 per 1,000 population. The average dollar loss for property damaged or destroyed in reported arsons was \$11,352. Arsons involving structures accounted for 97.36% of the dollar value loss and 83.55% of the number of arsons reported.

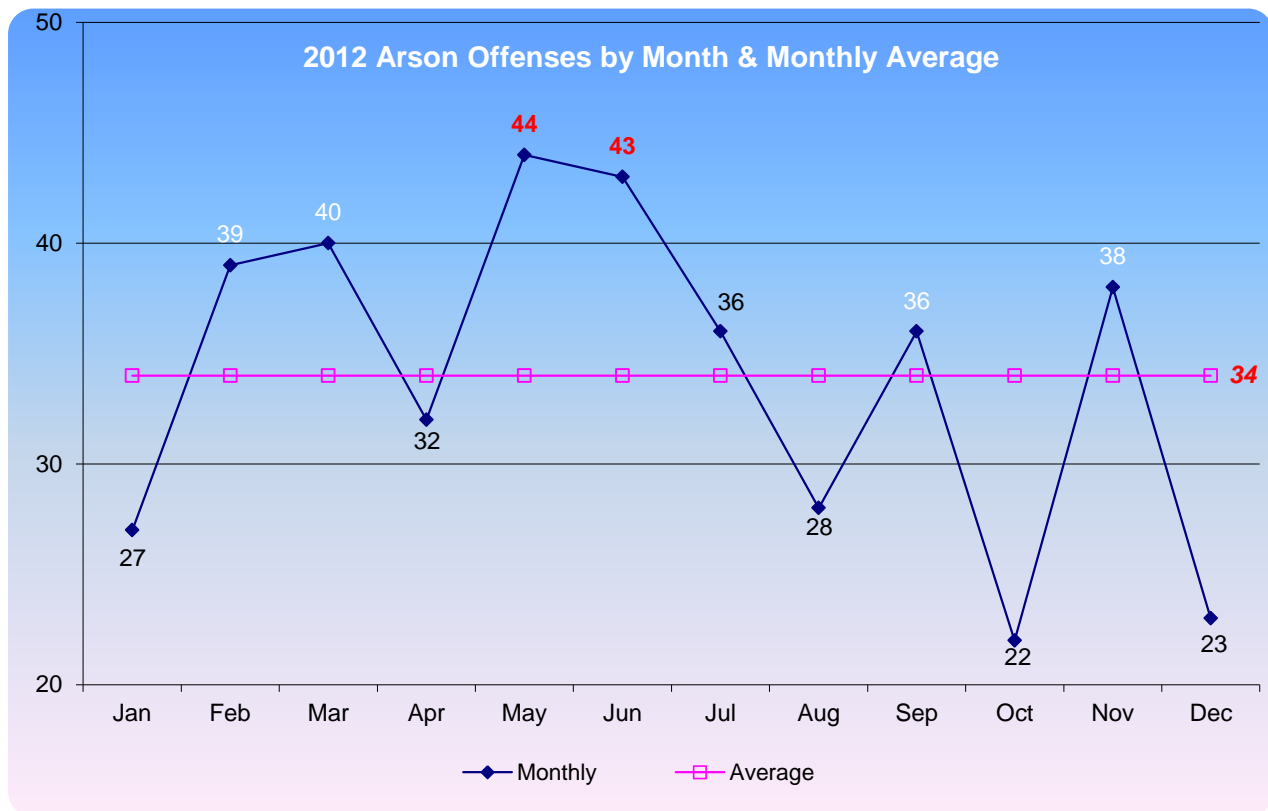
In 2012, arson offenses in Nevada occurred most frequently during the months of May (44) and June (43). These months represented 21.32% of the year's total. Law enforcement cleared 135 (33.09%) of reported arson offenses in 2012.

Five - Year Trends

	Number Reported	% Change from Previous Year	Rate/1,000
2008	656	2.7%	0.24
2009	529	-19.4%	0.19
2010	452	-14.6%	0.17
2011	466	3.1%	0.17
2012	408	-12.4%	0.15

ARSON

2012



Profile of Persons Arrested

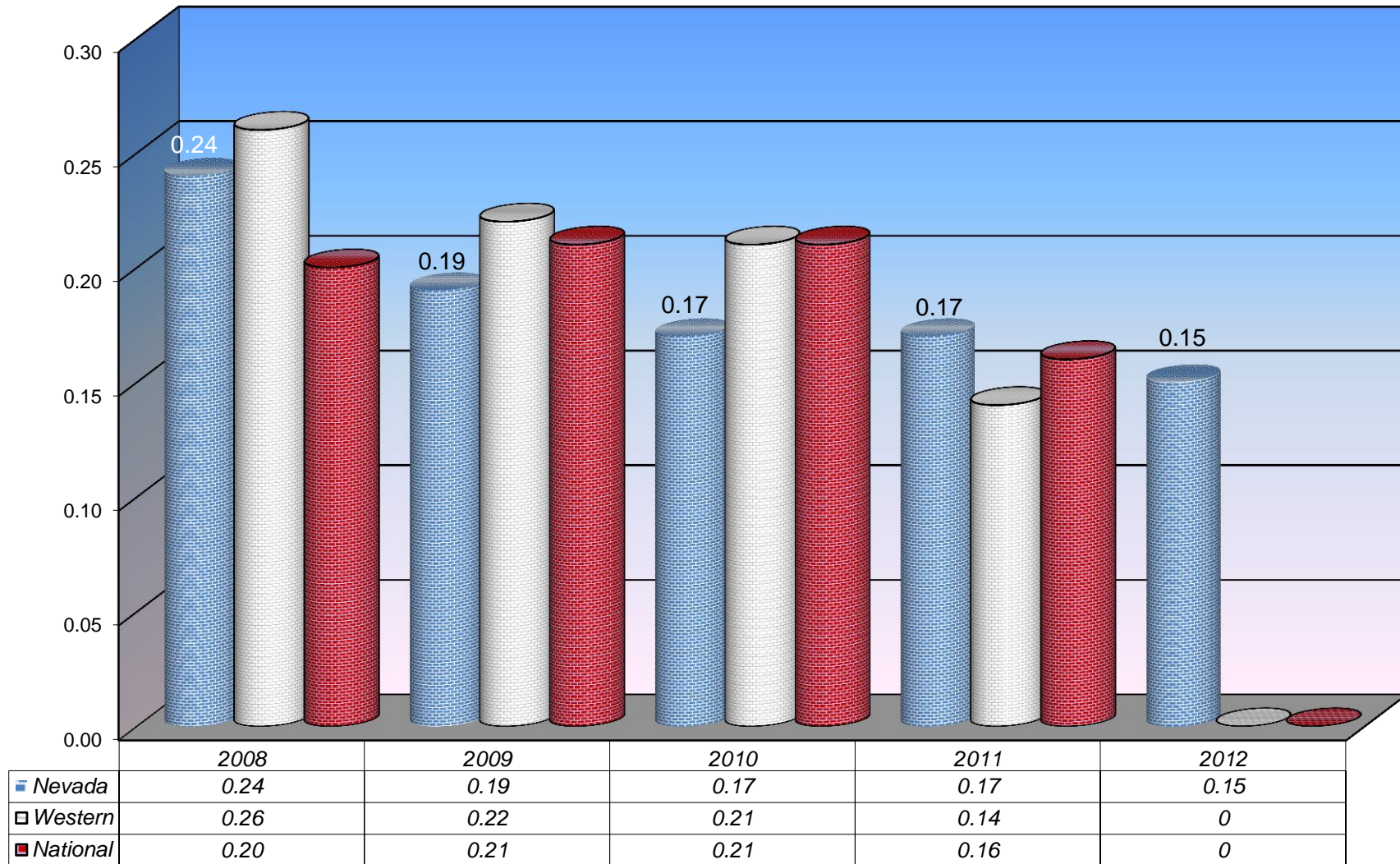
AGE	2008	2009	2010	2011	2012	5-year Average	% for 2012
17 and Under	119	65	49	64	169	93	63.77%
18-24	34	24	23	37	32	30	12.08%
25-29	22	20	10	10	13	15	4.91%
30-34	9	13	12	11	14	12	5.28%
35-39	6	9	10	12	7	9	2.64%
40 and Over	31	26	20	26	30	27	11.32%
Total	221	157	124	160	265	185	100.00%
Male	183	127	100	125	192	145	72.45%
Female	38	30	24	35	73	40	27.55%

Five - Year Trends

Arson Offenses by Property Type and Estimated Value

Category	2008		2009		2010		2011		2012	
	# of offenses	Value of loss	# of offenses	Value of loss	# of offenses	Value of loss	# of offenses	Value of loss	# of offenses	Value of loss
Structural										
Residential	150	\$3,873,539	165	\$2,347,860	127	\$4,240,550	138	\$2,689,926	130	\$2,537,571
Non-Residential	124	\$3,424,689	82	\$1,033,897	80	\$812,225	95	\$780,462	72	\$759,829
Mobile										
Cars, Trailers, Boats, etc...	255	\$2,946,202	195	\$1,635,630	150	\$913,316	131	\$834,972	110	\$686,490
All Other										
Crops, Fields, Signs, etc...	127	\$44,017	87	\$124,250	95	\$102,284	102	\$53,121	96	\$21,971
Total	656	\$10,288,447	529	\$5,141,637	452	6,068,375	466	4,358,481	408	4,005,861

Arson Rates: Nevada vs. Western and National 2008 to 2012



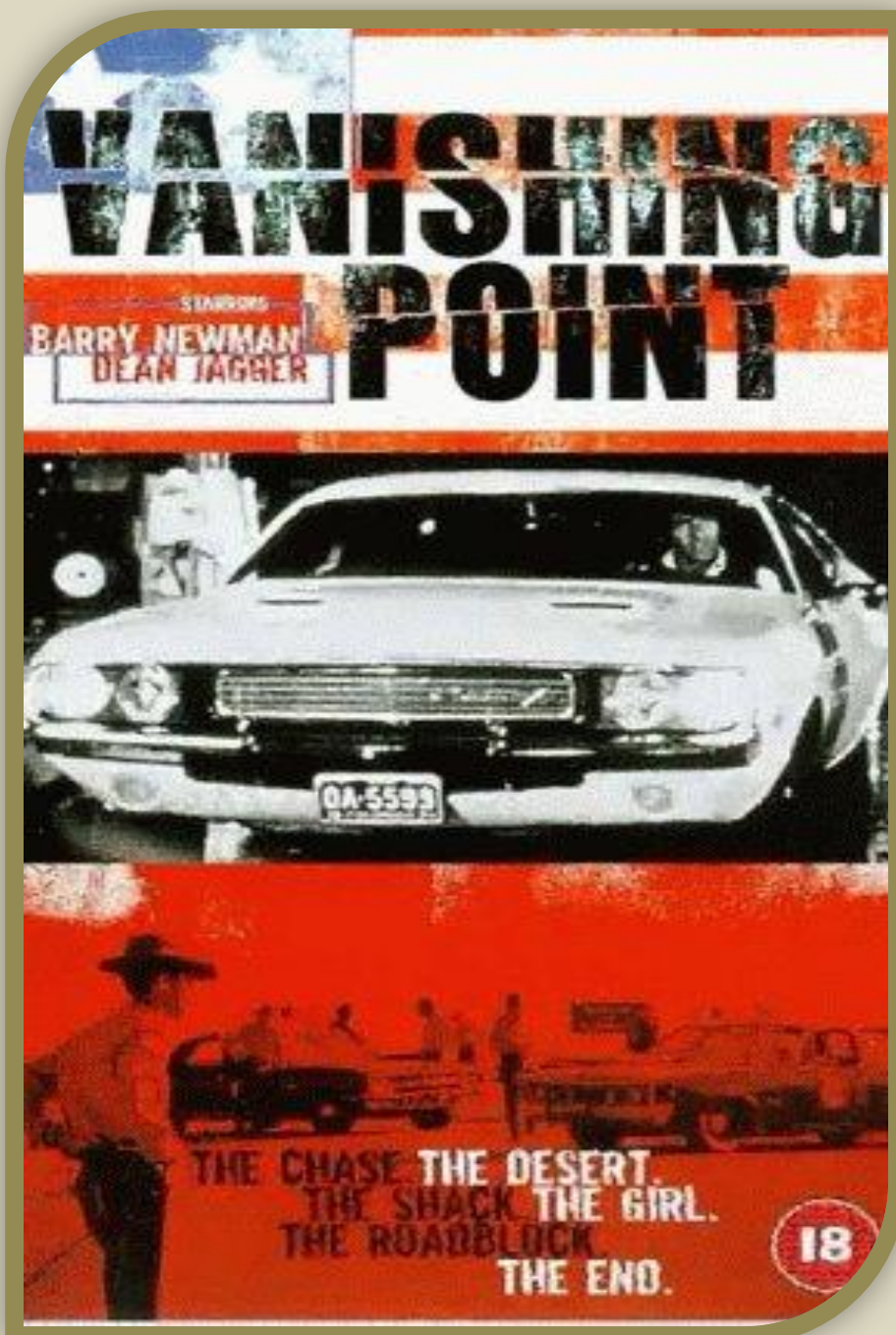
*2011 is the latest National data reported/available at the time of publication.

Note: Western represents 13 states i.e. AZ, CA, CO, ID, MT, NV, NM, UT, WY, AK, HI, OR and WA.




L
A
N
D
E
R

C
O
U
N
T
Y



Vanishing Point (1971), filmed in Austin and Goldfield.

CLEARANCE RATES



CLEARANCE RATES


2012

For **Uniform Crime Reporting** purposes, a crime index offense is cleared when a law enforcement agency has identified the offender, there is enough evidence to charge him/her, and he/she is actually taken into custody. The arrest of one person can clear several crimes, or several persons may be arrested in the process of clearing one crime.

Crime solutions are also recorded in exceptional circumstances when some elements beyond law enforcement control preclude formal charges against the offender. An offense may be exceptionally cleared when it falls into one of the following categories:

1. The offender commits suicide.
2. A double murder occurs (two persons kill each other).
3. The offender dies after making a confession (dying declaration).
4. The offender is killed by law enforcement officers.
5. The offender confesses to committing a crime while already in custody for another crime or serving a sentence for another crime.
6. The offender is prosecuted in another city for a different crime or the same crime by federal, state or local authorities, and the other jurisdiction refuses to release the order.
7. Another jurisdiction refuses to extradite the offender.
8. The victim of a crime refuses to cooperate in the prosecution.
9. The offender is prosecuted for a less serious charge than the one for which he was arrested.
10. The offender is a juvenile who is handled by a verbal or written notice to the parents in instances involving minor offenses such as petit or simple larceny.

During 2012, 23.07% of reported **index crimes** in Nevada were cleared, either by arrest or exceptional means, **down** from 23.18% for 2011. The percentage of **violent crimes cleared** in Nevada in 2012 was 41.84%, **down** from 44.20% the previous year, while **property crime clearances** were 19.05%, **up** from the 2011 level of 18.50%.



Violent Crime	Offenses	Cleared	% Cleared
Murder	118	95	80.51%
Rape	923	231	25.03%
Robbery	4,913	1,271	25.87%
Assault	10,679	5,362	50.21%
TOTAL	16,633	6,959	41.84%

Property Crimes	Offenses	Cleared	% Cleared
Burglary	22,025	2,225	10.10%
Larceny	45,237	11,669	25.80%
MV Theft	9,991	770	7.71%
Arson	408	135	33.09%
TOTAL	77,661	14,799	19.06%

Clearances	Offenses	Cleared	% Cleared
Violent Crimes	16,633	6,959	41.84%
Property Crimes	77,661	14,799	19.06%
All Crime	94,294	21,758	23.07%

Rates per 1,000=offenses/population			
Type	Offenses	Pop (by 1,000)	Rate
Violent Crime	16,633	2,759	6.03
Property Crime	77,661	2,759	28.15
Total Index	94,294	2,759	34.18

Clearance Rates for Index Offenses, 2009-2012


							Clearances %						
2009			2010		2011		2012		2009	2010	2011	2012	
	Offenses	Clearances	Offenses	Clearances	Offenses	Clearances	Offenses	Clearances	%	%	%	%	
Murder	170	136	161	132	151	123	118	95	80.00%	81.99%	81.46%	80.51%	
Rape	1,014	247	956	229	895	198	923	231	24.36%	23.95%	22.12%	25.03%	
Robbery	6,045	1,700	5,296	1,503	4,635	1,357	4,913	1,271	28.12%	28.38%	29.28%	25.87%	
Assault	11,365	5,844	11,872	6,034	9,981	5,245	10,679	5,362	51.42%	50.83%	52.55%	50.21%	
Burglary	22,029	2,450	22,223	2,251	20,309	2,230	22,025	2,225	11.12%	10.13%	10.98%	10.10%	
Larceny	46,236	13,542	41,856	12,524	40,265	9,959	45,237	11,669	29.29%	29.92%	24.73%	25.80%	
MV Theft	12,367	922	10,179	844	9,470	769	9,991	770	7.46%	8.29%	8.12%	7.71%	
Arson	529	71	452	94	466	90	408	135	13.42%	20.80%	19.31%	33.09%	
Total	99,755	24,912	92,995	23,611	86,172	19,971	94,294	21,758	24.97%	25.39%	23.18%	23.07%	

Note: Offenses cleared do not necessarily relate to the actual offenses which occurred during the calendar year period. Offenses can be cleared from prior periods.




L
I
N
C
O
L
N

C
O
U
N
T
Y



The Runaway Express (1926), filmed in Caliente and Cathedral Gorge, was a silent film based on the book, *The Nerve of Foley*.



ARREST DATA





ARREST DATA

2012

Primarily a gauge of law enforcement's response to crime, arrest counts also provide definitive data concerning the age, sex and race of perpetrators. Arrest practices, policies and enforcement emphases vary from place to place and even within a community from time to time. While the practices for certain unlawful conduct such as drunkenness, disorderly conduct, vagrancy and related violations may differ among agencies, those for robbery, burglary and other serious crime arrests are more likely to be uniform and consistent throughout all jurisdictions. The UCR Program procedures require that an arrest be counted on each separate occasion a person is taken into custody, notified or cited. Annual arrest figures do not measure the number of individuals arrested since one person may be arrested several times during the year for the same or different offenses. For UCR purposes, a juvenile is counted as "arrested" when the circumstances are such that if he or she were an adult an arrest would result, but in fact, there may not have been a formal charge.

Nevada law enforcement reports to UCR in 2012 indicated a total arrest figure of 146,034, down from the 2011 figure of 154,729, while the number of offenses increased. The arrest rate per 1,000 in population for the state was 57.3.

During 2012:

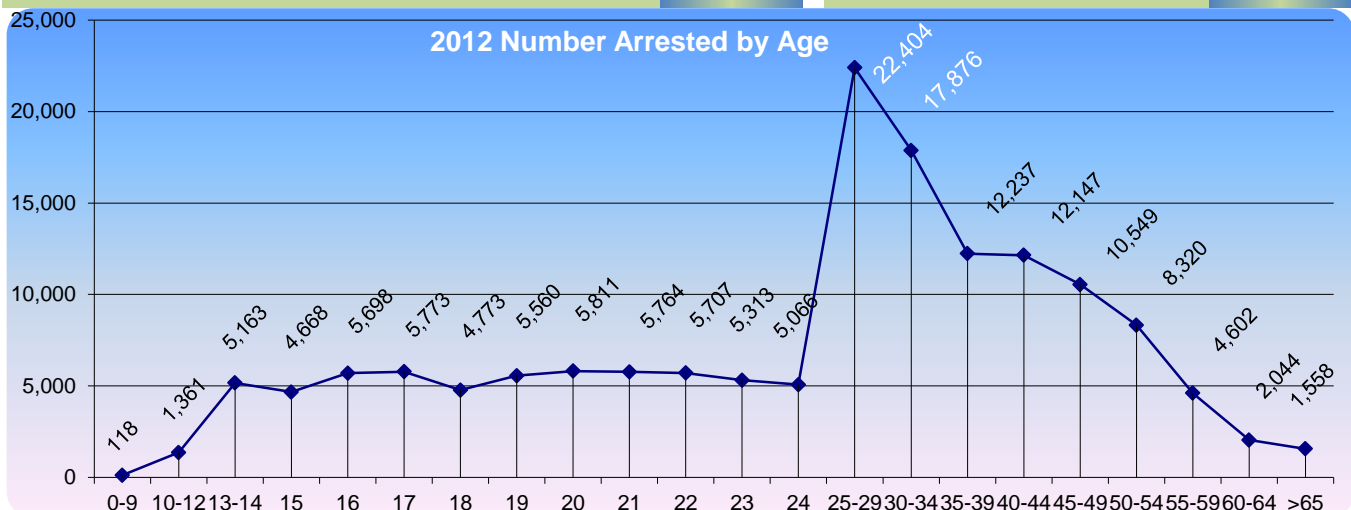
-  11.14% of all arrests were juveniles and 88.86% were adults
-  Index Offenses accounted for 34.80% of juvenile arrests
-  For Adults, 25.51% of arrests were for index offenses
-  40.47% of adult arrests were between the ages of 25 and 40

*Note: Nevada DPS Investigation Division arrest totals are not included. See Drug/Liquor Arrest section.

Number of Persons Arrested by Age Category*

2009-2012

Number of Persons Arrested					Percent Distribution			
	2009	2010	2011	2012	2009	2010	2011	2012
Juveniles								
0-9	168	118	121	118	0.10%	0.07%	0.08%	0.08%
10-12	1,319	1,361	1,224	930	0.75%	0.85%	0.79%	0.64%
13-14	5,478	5,163	4,472	3,542	3.11%	3.24%	2.89%	2.43%
15	4,926	4,668	4,183	3,417	2.80%	2.93%	2.70%	2.34%
16	6,178	5,698	4,905	3,970	3.51%	3.57%	3.17%	2.72%
17	6,361	5,773	5,182	4,326	3.61%	3.62%	3.35%	2.96%
Total Juveniles	24,430	22,781	20,087	16,303	13.87%	14.29%	12.98%	11.16%
	2009	2010	2011	2012	2009	2010	2011	2012
Adults								
18	6,745	6,158	5,614	4,773	3.83%	3.86%	3.63%	3.27%
19	7,086	6,337	6,036	5,560	4.02%	3.97%	3.90%	3.81%
20	6,570	6,286	6,060	5,811	3.73%	3.94%	3.92%	3.98%
21	6,469	5,856	5,836	5,764	3.67%	3.67%	3.77%	3.95%
22	6,392	5,577	5,635	5,707	3.63%	3.50%	3.64%	3.91%
23	6,178	5,525	5,413	5,313	3.51%	3.47%	3.50%	3.64%
24	5,803	5,354	5,278	5,066	3.29%	3.36%	3.41%	3.47%
25-29	25,282	23,025	22,828	22,404	14.35%	14.44%	14.75%	15.34%
30-34	18,382	17,298	17,720	17,876	10.44%	10.85%	11.45%	12.24%
35-39	16,068	13,673	13,312	12,237	9.12%	8.58%	8.60%	8.38%
40-44	15,479	13,553	12,844	12,147	8.79%	8.50%	8.30%	8.32%
45-49	14,180	12,291	11,748	10,549	8.05%	7.71%	7.59%	7.22%
50-54	9,156	8,250	8,561	8,320	5.20%	5.17%	5.53%	5.70%
55-59	4,328	4,194	4,323	4,602	2.46%	2.63%	2.79%	3.15%
60-64	2,141	1,957	2,060	2,044	1.22%	1.23%	1.33%	1.40%
>65	1,464	1,334	1,374	1,558	0.83%	0.84%	0.89%	1.07%
Total Adults	151,723	136,668	134,642	129,731	86.13%	85.71%	87.02%	88.84%
Grand Totals	176,153	159,449	154,729	146,034	100%	100%	100%	100%



*Note: Nevada Department of Public Safety/Investigation Division drug arrest totals are not included. See Drug/Liquor Arrest section.

Statewide Arrests by Offense and Age

2012

**Including Index Crimes and Non - Index
Offenses**

by Agency

Statewide Arrests by Offense and Age

2012																
OFFENSE									Total <18							
	SEX	9 & Under	10-12	13-14	15	16	17	18		19	20	21	22	23	24	
Murder	M	0	0	1	1	0	2	4	5	4	4	4	7	2	2	
	F	0	0	0	0	0	1	1	0	0	0	0	1	1	1	
Manslaughter by Negligence	M	0	0	0	0	0	3	3	0	1	0	1	1	2	0	
	F	0	0	0	0	0	0	0	0	0	0	0	0	0	0	
Forcible Rape	M	0	4	8	3	6	3	24	6	4	6	10	3	8	6	
	F	0	0	0	0	0	0	0	0	0	0	0	0	0	0	
Robbery	M	2	9	32	39	52	62	196	74	79	64	62	65	58	45	
	F	0	0	5	9	10	12	36	13	17	9	12	16	15	13	
Aggravated Assault	M	4	40	80	53	67	104	348	76	94	120	132	129	121	119	
	F	0	5	43	32	36	38	154	20	39	44	46	46	46	36	
Other Assaults	M	21	134	323	252	258	241	1,229	250	255	270	407	428	385	413	
	F	6	69	236	190	172	168	841	130	144	178	239	240	196	215	
Burglary	M	1	25	116	102	92	83	419	142	129	108	77	79	72	68	
	F	1	4	19	14	17	23	78	21	27	26	25	30	40	22	
Larceny--Theft	M	10	94	330	250	298	311	1,293	296	300	256	249	212	236	224	
	F	9	69	205	175	230	271	959	249	235	212	186	190	177	147	
Motor Vehicle Theft	M	0	2	26	20	15	29	92	38	19	24	24	16	13	15	
	F	0	1	6	5	6	5	23	4	1	7	6	3	2	3	
Arson	M	5	26	34	24	13	15	117	7	5	3	4	5	3	1	
	F	0	8	22	9	9	4	52	1	2	0	0	0	1	0	
Forgery & Counterfeiting	M	0	0	1	0	1	1	3	6	9	12	19	16	25	16	
	F	0	0	0	0	0	0	0	4	6	12	19	12	10	9	
Fraud	M	0	1	6	6	7	6	26	20	30	25	24	38	30	33	
	F	0	1	5	2	4	4	16	9	16	22	14	7	18	16	
Embezzlement	M	0	1	0	0	0	2	3	5	8	14	17	14	12	8	
	F	0	0	0	0	0	0	0	5	8	13	11	14	6	9	
Stolen Property-Buy, Possess, Receive	M	0	2	32	20	43	45	142	68	46	55	39	40	33	36	
	F	0	2	1	6	8	4	21	5	11	10	16	8	10	27	
Vandalism	M	9	44	175	163	188	152	731	79	68	63	56	42	34	33	
	F	2	7	20	17	13	11	70	6	7	9	10	8	3	11	
Weapons-carrying, possession, etc.	M	5	26	45	27	46	43	192	59	56	65	54	50	43	47	
	F	0	2	1	4	3	5	15	8	7	4	5	5	1	6	
Prostitution & Commercialized Vice	M	0	0	1	1	2	3	7	11	13	19	28	29	23	28	
	F	0	0	3	11	12	23	49	150	206	258	286	237	248	220	
Other Sex Offenses	M	4	19	29	19	17	14	102	24	25	29	29	26	35	39	
	F	1	3	1	1	2	0	8	5	2	2	4	3	5	3	
Drug Abuse Violations	M	3	35	255	277	354	442	1,366	601	578	613	601	569	511	514	
	F	0	16	59	77	71	81	304	102	117	133	128	129	156	141	
Gambling	M	0	0	0	3	3	3	9	10	6	10	0	0	0	0	
	F	0	0	0	1	0	0	1	3	0	6	0	0	0	0	
Offenses Against Family & Children	M	0	1	9	8	13	11	42	58	49	31	31	26	25	11	
	F	1	1	6	4	3	9	24	17	20	15	20	16	17	20	
Driving Under the Influence	M	0	0	3	8	12	37	60	112	196	222	357	356	356	341	
	F	1	0	0	1	5	10	17	33	59	68	127	139	142	115	
Liquor Laws	M	0	4	77	146	275	389	891	578	595	542	96	80	67	41	
	F	0	6	84	106	119	161	476	233	215	185	23	11	15	11	
Drunkenness	M	0	0	6	4	7	8	25	5	4	3	1	2	3	0	
	F	0	0	3	6	4	3	16	1	3	1	0	0	0	2	
Disorderly Conduct	M	3	41	155	115	90	76	480	39	31	37	93	79	68	64	
	F	2	17	98	79	59	31	286	11	8	6	13	18	12	15	
Vagrancy	M	0	1	0	4	1	5	11	24	34	37	11	26	16	14	
	F	0	0	0	0	2	1	3	69	81	89	0	2	2	0	
All Other Offenses (except Traffic)	M	19	93	382	427	582	589	2,092	820	1,199	1,247	1,413	1,413	1,249	1,280	
	F	6	33	156	184	169	181	729	261	491	623	735	821	760	626	
Suspicion	M	1	3	12	15	18	9	58	0	0	0	0	0	0	0	
	F	0	2	3	7	6	2	20	0	1	0	0	0	0	0	
Curfew and Loitering Law Violations	M	1	39	177	206	266	309	998								
	F	0	15	97	128	126	129	495								
Runaway	M	1	17	82	66	78	79	323								
	F	0	8	72	90	80	73	323								
GRAND TOTAL		118	930	3,542	3,417	3,970	4,326	16,303	4,773	5,560	5,811	5,764	5,707	5,313	5,066	

Statewide Arrests by Offense and Age

2012													
OFFENSE	over										Total >18	Grand Total	TOTAL
	SEX	25-29	30-34	35-39	40-44	45-49	50-54	55-59	60-64	64			
Murder	M	19	21	8	4	4	4	4	5	1	98	102	120
	F	5	4	2	0	1	1	1	0	0	17	18	
Manslaughter by Negligence	M	0	0	0	2	3	1	1	0	2	14	17	22
	F	1	1	0	2	0	0	1	0	0	5	5	
Forcible Rape	M	27	39	19	18	12	9	1	3	4	175	199	200
	F	0	1	0	0	0	0	0	0	0	1	1	
Robbery	M	192	158	92	71	55	44	12	7	3	1,081	1,277	1,538
	F	38	26	22	15	19	8	1	0	1	225	261	
Aggravated Assault	M	570	446	352	311	252	199	111	60	54	3,146	3,494	4,782
	F	204	167	132	128	105	58	33	13	17	1,134	1,288	
Other Assaults	M	1,919	1,565	1,028	963	812	613	333	129	154	9,924	11,153	16,424
	F	831	620	461	390	342	230	124	51	39	4,430	5,271	
Burglary	M	316	285	173	168	133	101	32	4	6	1,893	2,312	2,982
	F	127	91	47	61	34	29	6	6	0	592	670	
Larceny--Theft	M	840	719	515	610	518	441	242	72	73	5,803	7,096	11,975
	F	636	538	354	336	301	196	85	44	34	3,920	4,879	
Motor Vehicle Theft	M	89	68	46	36	36	15	6	4	1	450	542	668
	F	27	25	8	12	1	1	2	1	0	103	126	
Arson	M	11	9	5	8	4	4	2	2	2	75	192	265
	F	2	5	2	2	3	0	2	1	0	21	73	
Forgery & Counterfeiting	M	86	75	53	50	32	37	14	3	6	459	462	760
	F	73	48	27	43	21	9	3	2	0	298	298	
Fraud	M	164	149	114	119	83	69	46	22	15	981	1,007	1,533
	F	106	73	56	38	60	39	19	12	5	510	526	
Embezzlement	M	31	32	22	22	13	8	4	6	1	217	220	436
	F	39	30	16	26	15	10	7	3	4	216	216	
Stolen Property-Buy, Possess, Receive	M	237	169	126	99	65	41	14	5	3	1,076	1,218	1,488
	F	46	36	29	21	15	6	5	3	1	249	270	
Vandalism	M	146	117	68	59	54	45	14	14	8	900	1,631	1,896
	F	38	26	15	22	11	16	9	3	1	195	265	
Weapons-carrying, possession, etc.	M	260	186	123	102	75	46	33	14	14	1,227	1,419	1,569
	F	33	16	13	20	6	5	4	2	0	135	150	
Prostitution & Commercialized Vice	M	105	88	67	58	53	29	18	10	7	586	593	3,620
	F	606	292	147	129	109	69	15	2	4	2,978	3,027	
Other Sex Offenses	M	131	129	107	119	107	105	88	43	35	1,071	1,173	1,280
	F	11	13	7	22	9	8	4	1	0	99	107	
Drug Abuse Violations	M	2,154	1,601	1,084	859	689	496	219	80	44	11,213	12,579	15,538
	F	508	434	247	230	162	114	44	8	2	2,655	2,959	
Gambling	M	1	1	0	1	2	1	0	1	0	33	42	53
	F	0	0	0	1	0	0	0	0	0	10	11	
Offenses Against Family & Children	M	105	69	52	51	38	22	12	2	8	590	632	1,116
	F	87	96	42	52	30	20	1	6	1	460	484	
Driving Under the Influence	M	1,560	1,245	920	807	752	609	382	208	204	8,627	8,687	11,618
	F	567	455	276	255	225	211	131	62	49	2,914	2,931	
Liquor Laws	M	248	291	258	422	474	467	350	181	94	4,784	5,675	7,284
	F	58	51	55	75	76	62	41	15	7	1,133	1,609	
Drunkenness	M	15	5	10	6	9	14	4	4	0	85	110	146
	F	2	2	1	2	3	2	0	1	0	20	36	
Disorderly Conduct	M	286	212	117	107	99	99	66	31	18	1,446	1,926	2,548
	F	63	44	29	37	25	25	15	6	9	336	622	
Vagrancy	M	80	126	106	155	177	216	174	64	46	1,306	1,317	1,686
	F	18	22	18	19	22	18	5	0	1	366	369	
All Other Offenses (except Traffic)	M	6,104	5,117	3,647	3,791	3,497	2,866	1,596	712	524	36,475	38,567	52,269
	F	2,582	1,838	1,119	1,191	906	582	266	116	56	12,973	13,702	
Suspicion	M	0	0	0	0	0	0	0	0	0	0	58	79
	F	0	0	0	0	0	0	0	0	0	1	21	
Curfew and Loitering Law Violations	M										0	998	1,493
	F										0	495	
Runaway	M										0	323	646
	F										0	323	
GRAND TOTAL		22,404	17,876	12,237	12,147	10,549	8,320	4,602	2,044	1,558	129,731	146,034	146,034

Arrests by Offense and Age

Boulder City PD

OFFENSE	9 & Total <18															
	SEX	Under	10-12	13-14	15	16	17		18	19	20	21	22	23	24	
Murder	M	0	0	0	0	0	0	0	0	0	0	0	0	0	0	
	F	0	0	0	0	0	0	0	0	0	0	0	0	0	0	
Manslaughter by Negligence	M	0	0	0	0	0	0	0	0	0	0	0	0	0	0	
	F	0	0	0	0	0	0	0	0	0	0	0	0	0	0	
Forcible Rape	M	0	0	0	0	0	0	0	0	0	0	0	0	0	0	
	F	0	0	0	0	0	0	0	0	0	0	0	0	0	0	
Robbery	M	0	0	0	0	0	0	0	0	0	0	0	0	0	0	
	F	0	0	0	0	0	0	0	0	0	0	0	0	0	0	
Aggravated Assault	M	0	0	0	0	0	0	0	0	0	0	0	0	0	1	
	F	0	0	0	0	0	0	0	0	0	0	0	0	0	0	
Other Assaults	M	0	0	3	0	1	0	4	0	0	1	0	0	0	1	
	F	0	0	0	0	0	0	0	0	0	0	0	0	1	0	
Burglary	M	0	0	3	1	0	0	4	1	1	0	2	1	3	1	
	F	0	0	0	0	0	0	0	0	0	0	0	0	3	0	
Larceny--Theft	M	0	0	0	0	0	0	0	0	0	0	1	1	0	1	
	F	0	0	0	0	0	0	0	0	0	0	0	0	0	0	
Motor Vehicle Theft	M	0	0	0	0	0	0	0	0	1	0	0	0	0	0	
	F	0	0	0	0	0	0	0	0	0	0	0	0	0	0	
Arson	M	0	0	0	0	0	0	0	0	0	0	0	0	0	0	
	F	0	0	0	0	0	0	0	0	0	0	0	0	0	0	
Forgery & Counterfeiting	M	0	0	0	0	0	0	0	0	0	0	0	0	0	0	
	F	0	0	0	0	0	0	0	0	0	0	0	0	1	0	
Fraud	M	0	0	0	0	0	0	0	0	0	0	0	0	0	0	
	F	0	0	0	0	0	0	0	0	0	0	0	0	0	0	
Embezzlement	M	0	0	0	0	0	0	0	0	0	0	0	0	0	0	
	F	0	0	0	0	0	0	0	0	0	0	0	0	0	0	
Stolen Property-Buy, Possess, Receive	M	0	0	0	0	0	0	0	0	0	0	0	0	0	0	
	F	0	0	0	0	0	0	0	0	0	0	0	0	0	0	
Vandalism	M	0	0	0	0	0	0	0	0	0	0	1	0	0	0	
	F	0	0	0	0	0	0	0	0	0	0	0	0	0	0	
Weapons-carrying, possession, etc.	M	0	0	0	0	0	0	0	0	0	0	0	0	0	0	
	F	0	0	0	0	0	0	0	0	0	0	0	0	0	0	
Prostitution & Commercialized Vice	M	0	0	0	0	0	0	0	0	0	0	0	0	0	0	
	F	0	0	0	0	0	0	0	0	0	0	0	0	0	0	
Other Sex Offenses	M	0	0	0	0	0	0	0	0	0	0	0	0	0	0	
	F	0	0	0	0	0	0	0	0	0	0	0	0	0	0	
Drug Abuse Violations	M	0	0	1	1	0	0	2	0	4	2	6	2	4	2	
	F	0	0	0	0	2	0	2	1	1	1	1	5	1	2	
Gambling	M	0	0	0	0	0	0	0	0	0	0	0	0	0	0	
	F	0	0	0	0	0	0	0	0	0	0	0	0	0	0	
Offenses Against Family & Children	M	0	0	2	1	1	2	6	0	0	1	1	0	0	0	
	F	0	0	3	1	0	0	4	0	0	0	0	0	0	1	
Driving Under the Influence	M	0	0	0	0	0	1	1	0	1	0	1	1	1	1	
	F	0	0	0	0	1	0	1	0	1	0	2	0	3	0	
Liquor Laws	M	0	0	0	0	1	1	2	0	0	1	1	0	1	0	
	F	0	0	0	0	0	0	0	1	0	2	0	0	0	0	
Drunkenness	M	0	0	0	0	0	0	0	0	0	0	0	0	0	0	
	F	0	0	0	0	0	0	0	0	0	0	0	0	0	1	
Disorderly Conduct	M	0	0	0	0	0	0	0	0	1	0	1	2	0	0	
	F	0	0	0	0	0	0	0	0	0	0	0	0	0	0	
Vagrancy	M	0	0	0	0	0	0	0	0	0	0	0	0	0	0	
	F	0	0	0	0	0	0	0	0	0	0	0	0	0	0	
All Other Offenses (except Traffic)	M	0	0	0	0	0	1	1	4	5	4	5	3	1	3	
	F	0	0	0	0	0	1	1	2	0	1	0	1	1	0	
Suspicion	M	0	0	0	0	0	0	0	0	0	0	0	0	0	0	
	F	0	0	0	0	0	0	0	0	0	0	0	0	0	0	
Curfew and Loitering Law Violations	M	0	0	0	0	0	0	0	0	0	0	0	0	0	0	
	F	0	0	0	0	0	0	0	0	0	0	0	0	0	0	
Runaway	M	0	0	0	0	0	0	0	0	0	0	0	0	0	0	
	F	0	0	0	0	0	0	0	0	0	0	0	0	0	0	
GRAND TOTAL		0	0	12	4	6	6	28	9	15	13	22	16	20	14	

Arrests by Offense and Age

Boulder City PD

OFFENSE	SEX	over									Total >18	Grand Total
		25-29	30-34	35-39	40-44	45-49	50-54	55-59	60-64	64		
Murder	M	0	0	0	0	0	0	0	0	0	0	0
	F	0	0	0	0	0	0	0	0	0	0	0
Manslaughter by Negligence	M	0	0	0	0	0	0	0	0	0	0	0
	F	0	0	0	0	0	0	0	0	0	0	0
Forcible Rape	M	0	0	0	0	0	0	0	0	0	0	0
	F	0	0	0	0	0	0	0	0	0	0	0
Robbery	M	1	0	0	0	0	0	0	0	0	1	1
	F	0	0	0	0	0	0	0	0	0	0	0
Aggravated Assault	M	2	0	0	0	0	0	1	0	0	4	4
	F	0	0	0	0	0	0	0	0	0	0	0
Other Assaults	M	3	4	5	5	1	3	0	0	0	23	27
	F	1	0	1	2	1	1	0	0	0	7	7
Burglary	M	2	1	2	0	0	3	0	0	0	17	21
	F	1	0	1	0	1	0	0	0	0	6	6
Larceny--Theft	M	2	0	0	0	2	0	0	0	0	7	7
	F	0	0	0	0	0	0	0	0	0	0	0
Motor Vehicle Theft	M	0	0	0	0	0	0	0	1	0	2	2
	F	0	0	0	0	0	0	0	0	0	0	0
Arson	M	0	0	0	0	0	0	0	1	0	1	1
	F	0	0	0	0	0	0	0	0	0	0	0
Forgery & Counterfeiting	M	0	0	0	0	0	0	0	1	0	1	1
	F	0	0	0	0	0	0	0	0	0	1	1
Fraud	M	0	2	0	0	0	0	0	0	0	2	2
	F	0	0	0	0	0	0	0	0	0	0	0
Embezzlement	M	0	0	0	0	0	0	0	0	0	0	0
	F	0	0	0	0	0	0	0	0	0	0	0
Stolen Property-Buy, Possess, Receive	M	1	0	0	1	0	0	0	0	0	2	2
	F	0	0	0	0	0	0	0	0	0	0	0
Vandalism	M	0	0	0	0	0	0	0	0	0	1	1
	F	0	0	0	0	0	0	0	0	0	0	0
Weapons-carrying, possession, etc.	M	0	1	0	0	0	0	1	0	0	2	2
	F	0	0	0	0	0	0	0	0	0	0	0
Prostitution & Commercialized Vice	M	0	0	0	0	0	0	0	0	0	0	0
	F	0	0	0	0	0	0	0	0	0	0	0
Other Sex Offenses	M	0	0	0	0	0	0	0	0	0	0	0
	F	0	0	0	0	0	0	0	0	0	0	0
Drug Abuse Violations	M	16	5	4	8	4	3	1	2	0	63	65
	F	3	1	3	4	1	2	1	0	0	27	29
Gambling	M	0	0	0	0	0	0	0	0	0	0	0
	F	0	0	0	0	0	0	0	0	0	0	0
Offenses Against Family & Children	M	6	0	2	1	3	1	2	0	0	17	23
	F	1	2	0	0	0	1	0	0	0	5	9
Driving Under the Influence	M	13	9	9	7	8	11	10	1	4	77	78
	F	2	4	2	3	4	3	1	1	1	27	28
Liquor Laws	M	4	0	6	2	0	2	0	0	1	18	20
	F	1	1	2	0	0	1	0	0	0	8	8
Drunkenness	M	1	0	1	0	0	2	0	0	0	4	4
	F	0	0	0	0	1	0	0	0	0	2	2
Disorderly Conduct	M	0	0	0	0	0	1	0	0	0	5	5
	F	0	0	0	1	0	0	0	0	0	1	1
Vagrancy	M	0	1	0	1	0	0	0	0	0	2	2
	F	0	0	2	0	0	0	0	0	0	2	2
All Other Offenses (except Traffic)	M	22	12	6	6	9	4	2	4	2	92	93
	F	5	3	6	3	0	2	0	0	0	24	25
Suspicion	M	0	0	0	0	0	0	0	0	0	0	0
	F	0	0	0	0	0	0	0	0	0	0	0
Curfew and Loitering Law Violations	M	0	0	0	0	0	0	0	0	0	0	0
	F	0	0	0	0	0	0	0	0	0	0	0
Runaway	M	0	0	0	0	0	0	0	0	0	0	0
	F	0	0	0	0	0	0	0	0	0	0	0
GRAND TOTAL		87	46	52	44	35	40	19	11	8	451	479

Arrests by Offense and Age

Carlin PD

OFFENSE	9 &								Total <18							
	SEX	Under	10-12	13-14	15	16	17		18	19	20	21	22	23	24	
Murder	M	0	0	0	0	0	0	0	0	0	0	0	0	0	0	
	F	0	0	0	0	0	0	0	0	0	0	0	0	0	0	
Manslaughter by Negligence	M	0	0	0	0	0	0	0	0	0	0	0	0	0	0	
	F	0	0	0	0	0	0	0	0	0	0	0	0	0	0	
Forcible Rape	M	0	0	0	0	0	0	0	0	0	0	0	0	0	0	
	F	0	0	0	0	0	0	0	0	0	0	0	0	0	0	
Robbery	M	0	0	0	0	0	0	0	0	0	0	0	0	0	0	
	F	0	0	0	0	0	0	0	0	0	0	0	0	0	0	
Aggravated Assault	M	0	0	0	0	0	0	0	0	0	0	0	0	0	0	
	F	0	0	0	0	1	0	1	1	0	0	0	0	0	0	
Other Assaults	M	0	0	0	0	1	1	2	0	0	0	3	0	0	0	
	F	0	0	0	0	0	0	0	0	0	0	0	0	1	0	
Burglary	M	0	0	0	0	0	0	0	0	0	0	0	0	0	0	
	F	0	0	0	0	0	0	0	0	0	0	0	0	0	0	
Larceny--Theft	M	0	0	0	0	0	0	0	0	0	0	0	1	0	0	
	F	0	0	0	0	0	0	0	0	0	0	0	0	0	0	
Motor Vehicle Theft	M	0	0	0	0	0	0	0	0	0	0	0	0	0	0	
	F	0	0	0	0	0	0	0	0	0	0	0	0	0	0	
Arson	M	0	0	0	0	0	0	0	0	0	0	0	0	0	0	
	F	0	0	0	0	0	0	0	0	0	0	0	0	0	0	
Forgery & Counterfeiting	M	0	0	0	0	0	0	0	0	0	0	0	0	0	0	
	F	0	0	0	0	0	0	0	0	0	0	0	0	0	0	
Fraud	M	0	0	0	0	0	0	0	0	0	0	0	0	0	0	
	F	0	0	0	0	0	0	0	0	0	0	0	0	0	0	
Embezzlement	M	0	0	0	0	0	0	0	0	0	0	0	0	0	0	
	F	0	0	0	0	0	0	0	0	0	0	0	0	0	0	
Stolen Property-Buy, Possess, Receive	M	0	0	0	0	0	0	0	0	0	0	0	0	0	0	
	F	0	0	0	0	0	0	0	0	0	0	0	0	0	0	
Vandalism	M	0	0	0	0	0	0	0	0	0	0	0	0	0	0	
	F	0	0	0	0	0	0	0	0	0	0	0	0	0	0	
Weapons-carrying, possession, etc.	M	0	0	0	1	0	0	1	0	0	0	0	0	0	0	
	F	0	0	0	0	0	0	0	0	0	0	0	0	0	0	
Prostitution & Commercialized Vice	M	0	0	0	0	0	0	0	0	0	0	0	0	0	0	
	F	0	0	0	0	0	0	0	0	0	0	0	0	0	0	
Other Sex Offenses	M	0	0	0	0	0	0	0	0	0	0	0	0	1	0	
	F	0	0	0	0	0	0	0	0	0	0	0	1	0	0	
Drug Abuse Violations	M	0	0	0	0	0	0	0	0	1	1	2	3	2	2	
	F	0	0	0	0	1	0	1	0	0	0	0	0	0	0	
Gambling	M	0	0	0	0	0	0	0	0	0	0	0	0	0	0	
	F	0	0	0	0	0	0	0	0	0	0	0	0	0	0	
Offenses Against Family & Children	M	0	0	0	0	0	0	0	0	0	0	0	0	0	0	
	F	0	0	0	0	0	0	0	0	0	0	0	0	0	0	
Driving Under the Influence	M	0	0	0	0	1	0	1	0	1	0	1	1	2	1	
	F	0	0	0	0	0	0	0	0	0	0	0	0	0	0	
Liquor Laws	M	0	0	0	1	0	1	2	0	1	0	0	0	0	0	
	F	0	0	2	0	0	0	2	0	1	0	0	0	0	0	
Drunkenness	M	0	0	0	0	0	0	0	0	0	0	0	0	0	0	
	F	0	0	0	1	0	0	1	0	0	0	0	0	0	0	
Disorderly Conduct	M	0	0	0	0	0	0	0	0	0	0	0	0	1	0	
	F	0	0	0	0	0	0	0	0	0	0	0	0	0	0	
Vagrancy	M	0	0	0	0	0	0	0	0	0	0	0	0	0	0	
	F	0	0	0	0	0	0	0	0	0	0	0	0	0	0	
All Other Offenses (except Traffic)	M	0	0	0	0	1	1	2	0	0	0	1	2	0	0	
	F	0	0	1	0	0	0	1	0	0	0	1	0	0	0	
Suspicion	M	0	0	0	0	0	0	0	0	0	0	0	0	0	0	
	F	0	0	0	0	0	0	0	0	0	0	0	0	0	0	
Curfew and Loitering Law Violations	M	0	0	0	2	0	0	2	0	0	0	0	0	0	0	
	F	0	0	0	0	0	0	0	0	0	0	0	0	0	0	
Runaway	M	0	0	0	1	0	0	1	0	0	0	0	0	0	0	
	F	0	0	0	0	0	1	1	0	0	0	0	0	0	0	
GRAND TOTAL		0	0	3	6	5	4	18	1	4	1	8	8	7	3	

Arrests by Offense and Age

Carlin PD

OFFENSE	SEX	over									Total >18	Grand Total
		25-29	30-34	35-39	40-44	45-49	50-54	55-59	60-64	64		
Murder	M	0	0	0	0	0	0	0	0	0	0	0
	F	0	0	0	0	0	0	0	0	0	0	0
Manslaughter by Negligence	M	0	0	0	0	0	0	0	0	0	0	0
	F	0	0	0	0	0	0	0	0	0	0	0
Forcible Rape	M	0	0	0	0	0	0	0	0	0	0	0
	F	0	0	0	0	0	0	0	0	0	0	0
Robbery	M	0	0	0	0	0	0	0	0	0	0	0
	F	0	0	0	0	0	0	0	0	0	0	0
Aggravated Assault	M	1	0	0	0	0	0	1	0	0	2	2
	F	0	0	0	0	0	0	0	0	0	1	2
Other Assaults	M	3	2	0	1	1	0	1	0	0	11	13
	F	1	0	0	0	0	0	0	0	0	2	2
Burglary	M	0	0	0	1	0	0	0	0	0	1	1
	F	1	0	0	0	0	0	0	0	0	1	1
Larceny--Theft	M	0	0	0	0	0	0	0	0	0	1	1
	F	0	0	0	0	0	0	0	0	0	0	0
Motor Vehicle Theft	M	0	0	0	0	0	0	0	0	0	0	0
	F	0	0	0	0	0	0	0	0	0	0	0
Arson	M	0	0	0	0	0	0	0	0	0	0	0
	F	0	0	0	0	0	0	0	0	0	0	0
Forgery & Counterfeiting	M	0	0	0	0	0	0	0	0	0	0	0
	F	0	0	0	0	0	0	0	0	0	0	0
Fraud	M	0	0	0	0	0	0	0	0	0	0	0
	F	0	0	0	0	0	0	0	0	0	0	0
Embezzlement	M	0	0	0	0	0	0	0	0	0	0	0
	F	0	0	0	0	0	0	0	0	0	0	0
Stolen Property-Buy, Possess, Receive	M	0	0	0	0	0	0	0	0	0	0	0
	F	0	0	0	0	0	0	0	0	0	0	0
Vandalism	M	0	0	0	0	0	0	0	0	0	0	0
	F	0	0	0	0	0	0	0	0	0	0	0
Weapons-carrying, possession, etc.	M	0	0	0	0	0	0	0	0	0	0	1
	F	0	0	0	0	0	0	0	0	0	0	0
Prostitution & Commercialized Vice	M	0	0	0	0	0	0	0	0	0	0	0
	F	0	0	0	0	0	0	0	0	0	0	0
Other Sex Offenses	M	0	1	0	0	0	1	0	0	0	3	3
	F	0	0	0	0	0	0	0	0	0	1	1
Drug Abuse Violations	M	6	4	3	3	0	3	2	0	0	32	32
	F	0	2	0	2	0	0	0	0	0	4	5
Gambling	M	0	0	0	0	0	0	0	0	0	0	0
	F	0	0	0	0	0	0	0	0	0	0	0
Offenses Against Family & Children	M	0	0	0	0	0	0	0	0	0	0	0
	F	0	0	0	0	0	0	0	0	0	0	0
Driving Under the Influence	M	4	3	3	4	2	2	3	2	0	29	30
	F	1	1	0	1	1	1	1	0	0	6	6
Liquor Laws	M	0	0	0	0	0	0	0	0	0	1	3
	F	0	0	0	0	0	0	0	0	0	1	3
Drunkenness	M	0	0	0	0	0	0	0	0	0	0	0
	F	0	0	0	0	0	0	0	0	0	0	1
Disorderly Conduct	M	0	0	0	1	0	2	0	0	0	4	4
	F	0	0	1	0	1	0	0	0	0	2	2
Vagrancy	M	0	0	0	0	0	0	0	0	0	0	0
	F	0	0	0	0	0	0	0	0	0	0	0
All Other Offenses (except Traffic)	M	1	1	5	1	1	1	2	0	0	15	17
	F	0	2	2	1	0	1	0	0	0	7	8
Suspicion	M	0	0	0	0	0	0	0	0	0	0	0
	F	0	0	0	0	0	0	0	0	0	0	0
Curfew and Loitering Law Violations	M	0	0	0	0	0	0	0	0	0	0	2
	F	0	0	0	0	0	0	0	0	0	0	0
Runaway	M	0	0	0	0	0	0	0	0	0	0	1
	F	0	0	0	0	0	0	0	0	0	0	1
GRAND TOTAL		18	16	14	15	6	11	10	2	0	124	142

Arrests by Offense and Age

Carson City SO

OFFENSE	9 &								Total <18							
	SEX	Under	10-12	13-14	15	16	17		18	19	20	21	22	23	24	
Murder	M	0	0	0	0	0	0	0	0	0	0	1	0	0	0	
	F	0	0	0	0	0	0	0	0	0	0	0	0	0	0	
Manslaughter by Negligence	M	0	0	0	0	0	0	0	0	0	0	0	0	0	0	
	F	0	0	0	0	0	0	0	0	0	0	0	0	0	0	
Forcible Rape	M	0	0	0	0	1	0	1	0	0	0	0	0	0	0	
	F	0	0	0	0	0	0	0	0	0	0	0	0	0	0	
Robbery	M	0	1	0	0	0	0	1	0	1	1	1	0	0	0	
	F	0	0	0	0	0	0	0	0	0	0	0	0	0	0	
Aggravated Assault	M	0	0	3	0	2	5	10	6	3	2	4	6	5	3	
	F	0	0	2	1	2	2	7	0	0	0	1	2	1	0	
Other Assaults	M	0	3	5	0	4	4	16	3	7	4	8	4	9	12	
	F	1	0	1	5	4	1	12	0	1	1	5	1	1	3	
Burglary	M	0	0	0	0	1	3	4	2	0	2	2	0	1	3	
	F	0	0	0	0	0	0	0	0	3	1	0	2	0	0	
Larceny--Theft	M	0	3	4	5	5	8	25	14	12	4	3	7	5	5	
	F	0	6	7	4	7	4	28	10	5	6	2	7	2	3	
Motor Vehicle Theft	M	0	0	0	0	0	2	2	0	0	0	0	0	0	1	
	F	0	0	0	0	0	0	0	0	0	0	0	1	0	0	
Arson	M	0	0	1	1	1	0	3	1	0	0	1	4	2	0	
	F	0	0	0	0	0	0	0	0	1	0	0	0	1	0	
Forgery & Counterfeiting	M	0	0	0	0	0	0	0	0	0	0	0	0	0	0	
	F	0	0	0	0	0	0	0	0	0	0	0	0	1	0	
Fraud	M	0	0	0	0	0	0	0	0	1	1	0	3	2	0	
	F	0	0	0	0	0	1	1	1	1	3	1	0	2	0	
Embezzlement	M	0	0	0	0	0	0	0	0	0	0	0	0	0	0	
	F	0	0	0	0	0	0	0	0	0	1	0	0	0	0	
Stolen Property-Buy, Possess, Receive	M	0	0	1	0	0	1	2	3	0	3	1	0	0	1	
	F	0	0	0	0	0	0	0	0	0	0	1	0	2	18	
Vandalism	M	0	0	1	2	1	0	4	2	0	2	0	0	1	0	
	F	0	0	0	1	0	0	1	0	0	0	1	0	0	0	
Weapons-carrying, possession, etc.	M	0	1	0	0	1	0	2	1	0	2	0	0	0	0	
	F	0	0	0	0	0	0	0	0	0	0	0	0	0	0	
Prostitution & Commercialized Vice	M	0	0	0	0	0	0	0	0	0	0	0	0	0	0	
	F	0	0	0	0	0	0	0	0	0	0	0	0	0	0	
Other Sex Offenses	M	0	0	0	0	1	1	2	1	3	1	1	0	1	0	
	F	0	0	0	0	0	0	0	0	0	0	0	0	0	0	
Drug Abuse Violations	M	0	0	5	6	7	5	23	8	3	5	5	6	7	0	
	F	0	1	1	1	1	0	4	3	2	1	1	3	5	1	
Gambling	M	0	0	0	0	0	0	0	0	0	0	0	0	0	0	
	F	0	0	0	0	0	0	0	0	0	0	0	0	0	0	
Offenses Against Family & Children	M	0	0	0	0	0	0	0	1	1	0	2	1	0	0	
	F	0	0	0	0	0	0	0	1	0	0	0	0	0	0	
Driving Under the Influence	M	0	0	0	1	0	0	1	1	0	2	12	8	13	3	
	F	0	0	0	0	0	0	0	1	0	1	3	1	3	1	
Liquor Laws	M	0	0	10	3	13	8	34	39	28	22	1	3	3	0	
	F	0	0	2	1	8	6	17	10	13	12	0	0	0	0	
Drunkenness	M	0	0	0	0	0	0	0	0	0	0	0	0	0	0	
	F	0	0	0	0	0	0	0	0	0	0	0	0	0	0	
Disorderly Conduct	M	0	1	0	0	1	1	3	2	0	2	2	4	1	0	
	F	1	0	0	0	0	0	1	0	0	0	0	0	0	0	
Vagrancy	M	0	0	0	0	0	0	0	0	0	0	0	0	0	0	
	F	0	0	0	0	0	0	0	0	0	0	0	0	0	0	
All Other Offenses (except Traffic)	M	0	4	22	17	29	26	98	40	45	58	46	56	46	60	
	F	0	1	3	15	16	15	50	11	22	18	15	16	25	13	
Suspicion	M	0	0	0	0	0	0	0	0	0	0	0	0	0	0	
	F	0	0	0	0	0	0	0	0	0	0	0	0	0	0	
Curfew and Loitering Law Violations	M	0	0	0	0	0	0	0	0	0	0	0	0	0	0	
	F	0	0	0	0	0	0	0	0	0	0	0	0	0	0	
Runaway	M	0	1	5	7	2	2	17	0	0	0	0	0	0	0	
	F	0	0	3	1	4	3	11	0	0	0	0	0	0	0	
GRAND TOTAL		2	22	76	71	112	97	380	161	152	155	120	135	139	127	

Arrests by Offense and Age

Carson City SO

OFFENSE	SEX	over									Total >18	Grand Total
		25-29	30-34	35-39	40-44	45-49	50-54	55-59	60-64	64		
Murder	M	0	0	0	0	0	0	0	0	0	1	1
	F	0	0	0	0	0	0	0	0	0	0	0
Manslaughter by Negligence	M	0	0	0	0	1	0	0	0	0	1	1
	F	0	0	0	0	0	0	0	0	0	0	0
Forcible Rape	M	1	0	0	0	1	0	0	0	0	2	3
	F	0	0	0	0	0	0	0	0	0	0	0
Robbery	M	1	1	1	0	0	0	0	0	0	6	7
	F	1	0	0	0	1	0	0	0	0	2	2
Aggravated Assault	M	19	14	6	6	4	4	1	6	2	91	101
	F	8	3	4	2	1	3	1	1	1	28	35
Other Assaults	M	36	31	17	27	23	9	7	2	0	199	215
	F	9	7	6	7	2	1	1	0	2	47	59
Burglary	M	8	4	1	3	1	1	1	0	0	29	33
	F	1	1	2	2	0	2	0	0	0	14	14
Larceny--Theft	M	11	8	5	3	1	6	3	0	2	89	114
	F	11	8	4	12	7	10	5	3	4	99	127
Motor Vehicle Theft	M	0	2	0	1	0	0	0	0	0	4	6
	F	0	0	1	0	0	0	0	0	0	2	2
Arson	M	4	4	1	0	0	0	1	0	0	18	21
	F	0	1	1	1	2	0	1	0	0	8	8
Forgery & Counterfeiting	M	0	0	0	1	0	1	0	0	0	2	2
	F	0	0	0	0	0	0	0	0	0	1	1
Fraud	M	5	4	8	3	0	2	0	0	0	29	29
	F	8	3	3	0	2	3	2	0	0	29	30
Embezzlement	M	0	0	0	0	1	0	0	1	0	2	2
	F	0	0	1	0	0	1	0	0	1	4	4
Stolen Property-Buy, Possess, Receive	M	18	4	4	1	0	0	0	0	0	35	37
	F	2	1	1	0	1	0	0	0	0	26	26
Vandalism	M	3	3	0	2	0	1	0	0	0	14	18
	F	2	3	0	1	0	0	0	0	0	7	8
Weapons-carrying, possession, etc.	M	2	2	1	0	1	1	4	0	1	15	17
	F	1	0	0	1	0	0	0	0	0	2	2
Prostitution & Commercialized Vice	M	0	0	0	0	0	0	0	0	0	0	0
	F	0	0	0	0	0	0	0	0	0	0	0
Other Sex Offenses	M	8	2	1	0	2	1	1	1	1	24	26
	F	0	1	1	0	0	0	0	0	0	2	2
Drug Abuse Violations	M	19	20	9	6	8	4	5	1	0	106	129
	F	5	9	6	1	6	4	1	1	1	50	54
Gambling	M	0	0	0	0	0	0	0	0	0	0	0
	F	0	0	0	0	0	0	0	0	0	0	0
Offenses Against Family & Children	M	3	1	0	0	0	0	0	0	0	9	9
	F	0	1	1	1	0	0	0	0	0	4	4
Driving Under the Influence	M	26	27	17	9	10	9	6	4	5	152	153
	F	10	6	4	6	7	6	1	3	1	54	54
Liquor Laws	M	3	7	4	0	2	3	1	0	0	116	150
	F	2	0	1	1	0	1	0	0	0	40	57
Drunkenness	M	0	0	0	0	0	0	0	0	0	0	0
	F	0	0	0	0	0	0	0	0	0	0	0
Disorderly Conduct	M	5	7	3	5	3	1	1	2	0	38	41
	F	0	1	1	0	1	0	0	0	2	5	6
Vagrancy	M	0	0	0	0	0	0	0	0	0	0	0
	F	0	0	0	0	0	0	0	0	0	0	0
All Other Offenses (except Traffic)	M	157	124	74	78	72	50	19	10	10	945	1,043
	F	84	54	27	26	38	21	6	3	5	384	434
Suspicion	M	0	0	0	0	0	0	0	0	0	0	0
	F	0	0	0	0	0	0	0	0	0	0	0
Curfew and Loitering Law Violations	M	0	0	0	0	0	0	0	0	0	0	0
	F	0	0	0	0	0	0	0	0	0	0	0
Runaway	M	0	0	0	0	0	0	0	0	0	0	17
	F	0	0	0	0	0	0	0	0	0	0	11
GRAND TOTAL		473	364	216	206	198	145	68	38	38	2,735	3,115

Arrests by Offense and Age

Churchill Co SO

OFFENSE	9 &															
	SEX	Under	10 -12	13-14	15	16	17	Total <18	18	19	20	21	22	23	24	
Murder	M	0	0	0	0	0	0	0	0	0	0	0	0	0	0	
	F	0	0	0	0	0	0	0	0	0	0	0	0	0	0	
Manslaughter by Negligence	M	0	0	0	0	0	0	0	0	0	0	0	0	0	0	
	F	0	0	0	0	0	0	0	0	0	0	0	0	0	0	
Forcible Rape	M	0	0	0	0	1	0	1	0	0	0	0	0	0	0	
	F	0	0	0	0	0	0	0	0	0	0	0	0	0	0	
Robbery	M	0	0	0	0	0	0	0	0	0	0	0	0	0	0	
	F	0	0	0	0	0	0	0	0	0	0	0	0	0	0	
Aggravated Assault	M	0	1	0	0	1	1	3	1	0	0	0	0	0	1	
	F	0	0	0	0	1	0	1	0	0	0	0	0	0	0	
Other Assaults	M	0	3	1	0	0	0	4	1	2	0	1	0	2	0	
	F	0	1	1	0	0	0	2	1	0	0	1	1	1	0	
Burglary	M	0	0	0	1	2	0	3	1	2	0	0	0	0	0	
	F	0	0	0	0	0	0	0	0	0	0	0	0	0	0	
Larceny--Theft	M	1	0	0	0	0	0	1	1	0	0	0	1	0	0	
	F	0	1	0	0	0	0	1	0	0	0	0	0	0	1	
Motor Vehicle Theft	M	0	0	1	0	1	0	2	0	0	0	0	0	0	0	
	F	0	0	0	0	0	0	0	0	0	0	0	0	0	0	
Arson	M	0	0	0	0	0	1	1	0	0	0	0	0	0	0	
	F	0	0	0	0	0	0	0	0	0	0	0	0	0	0	
Forgery & Counterfeiting	M	0	0	0	0	0	0	0	0	0	0	0	0	0	0	
	F	0	0	0	0	0	0	0	0	0	0	0	0	0	0	
Fraud	M	0	0	1	0	0	0	1	0	0	0	0	1	0	0	
	F	0	0	0	0	0	0	0	0	0	0	0	0	0	0	
Embezzlement	M	0	0	0	0	0	0	0	0	0	0	0	0	0	0	
	F	0	0	0	0	0	0	0	0	0	0	0	0	0	0	
Stolen Property-Buy, Possess, Receive	M	0	0	0	0	0	1	1	0	0	0	0	0	0	0	
	F	0	0	0	0	0	0	0	0	0	0	0	0	0	0	
Vandalism	M	1	1	2	5	5	0	14	0	0	0	0	0	0	0	
	F	0	0	0	0	0	0	0	0	0	0	0	0	0	1	
Weapons-carrying, possession, etc.	M	0	0	0	0	0	0	0	0	0	1	0	0	0	1	
	F	0	0	0	0	0	0	0	0	0	0	0	0	0	0	
Prostitution & Commercialized Vice	M	0	0	0	0	0	0	0	0	0	0	0	0	0	0	
	F	0	0	0	0	0	0	0	0	0	0	0	0	0	0	
Other Sex Offenses	M	0	0	1	1	0	0	2	0	0	0	0	0	0	1	
	F	0	1	0	0	0	0	1	0	0	0	0	0	0	0	
Drug Abuse Violations	M	0	0	0	0	0	3	3	7	3	3	1	1	1	2	
	F	0	0	0	1	2	1	4	3	3	0	1	1	0	1	
Gambling	M	0	0	0	0	0	0	0	0	0	0	0	0	0	0	
	F	0	0	0	0	0	0	0	0	0	0	0	0	0	0	
Offenses Against Family & Children	M	0	0	0	0	0	0	0	0	0	0	0	0	0	0	
	F	0	0	0	0	0	0	0	0	1	1	0	0	0	0	
Driving Under the Influence	M	0	0	0	0	0	0	0	2	0	2	1	2	1	1	
	F	0	0	0	0	0	0	0	0	2	0	0	0	1	1	
Liquor Laws	M	0	0	2	1	0	7	10	7	9	12	0	0	0	0	
	F	0	0	0	2	5	8	15	2	2	2	0	0	0	0	
Drunkenness	M	0	0	0	0	0	0	0	0	0	0	0	0	0	0	
	F	0	0	0	0	0	0	0	0	0	0	0	0	0	0	
Disorderly Conduct	M	0	0	0	0	0	3	3	0	0	0	0	0	0	0	
	F	0	0	0	0	0	1	1	0	0	1	0	0	0	0	
Vagrancy	M	0	0	0	0	0	0	0	0	0	0	0	0	0	0	
	F	0	0	0	0	0	0	0	0	0	0	0	0	0	0	
All Other Offenses (except Traffic)	M	4	3	11	12	12	2	44	1	5	8	10	8	10	7	
	F	0	3	8	5	7	6	29	0	4	4	2	3	5	5	
Suspicion	M	0	0	0	0	0	0	0	0	0	0	0	0	0	0	
	F	0	0	0	0	0	0	0	0	0	0	0	0	0	0	
Curfew and Loitering Law Violations	M	0	1	0	2	2	0	5	0	0	0	0	0	0	0	
	F	0	0	0	2	0	0	2	0	0	0	0	0	0	0	
Runaway	M	0	0	2	1	0	2	5	0	0	0	0	0	0	0	
	F	0	0	3	3	3	3	12	0	0	0	0	0	0	0	
GRAND TOTAL		6	15	33	36	42	39	171	27	33	34	17	18	21	22	

Arrests by Offense and Age

Churchill Co SO

OFFENSE	SEX	over									Total >18	Grand Total
		25-29	30-34	35-39	40-44	45-49	50-54	55-59	60-64	64		
Murder	M	0	0	0	0	1	0	0	0	0	1	1
	F	0	0	0	0	0	0	0	0	0	0	0
Manslaughter by Negligence	M	0	0	0	0	0	0	0	0	0	0	0
	F	0	0	0	0	0	0	0	0	0	0	0
Forcible Rape	M	0	0	0	0	0	0	0	0	0	0	1
	F	0	0	0	0	0	0	0	0	0	0	0
Robbery	M	0	0	0	0	0	0	0	0	0	0	0
	F	0	0	0	0	0	0	0	0	0	0	0
Aggravated Assault	M	2	4	1	0	0	1	0	0	0	10	13
	F	0	0	0	0	2	0	0	0	0	2	3
Other Assaults	M	4	2	2	4	6	1	2	0	0	27	31
	F	0	0	1	4	2	0	0	0	0	11	13
Burglary	M	2	3	0	0	2	0	0	0	0	10	13
	F	1	0	0	1	0	0	0	0	0	2	2
Larceny--Theft	M	2	0	0	0	0	0	0	0	1	5	6
	F	0	1	0	0	0	0	0	0	0	2	3
Motor Vehicle Theft	M	0	0	0	0	0	0	0	0	0	0	2
	F	0	0	0	0	0	0	0	0	0	0	0
Arson	M	0	0	0	0	0	0	0	0	0	0	1
	F	0	0	0	0	0	0	0	0	0	0	0
Forgery & Counterfeiting	M	0	0	0	0	0	0	0	0	0	0	0
	F	0	0	0	0	1	0	0	0	0	1	1
Fraud	M	0	0	0	0	1	0	0	0	0	2	3
	F	0	0	2	0	0	0	0	0	0	2	2
Embezzlement	M	0	1	0	0	0	0	0	0	0	1	1
	F	0	0	0	0	0	0	0	0	0	0	0
Stolen Property-Buy, Possess, Receive	M	1	0	1	0	0	1	0	0	0	3	4
	F	2	0	0	0	0	0	0	0	0	2	2
Vandalism	M	0	0	0	0	0	0	0	0	0	0	14
	F	0	0	0	0	0	0	0	0	0	1	1
Weapons-carrying, possession, etc.	M	1	0	0	0	0	1	1	0	0	5	5
	F	0	0	0	0	0	0	0	0	0	0	0
Prostitution & Commercialized Vice	M	0	0	0	0	0	0	0	0	0	0	0
	F	0	0	0	0	0	0	0	0	0	0	0
Other Sex Offenses	M	0	1	0	1	0	0	1	0	0	4	6
	F	0	0	0	0	0	0	0	0	0	0	1
Drug Abuse Violations	M	4	4	0	2	8	1	1	0	0	38	41
	F	2	2	4	0	0	0	0	0	0	17	21
Gambling	M	0	0	0	0	0	0	0	0	0	0	0
	F	0	0	0	0	0	0	0	0	0	0	0
Offenses Against Family & Children	M	1	1	3	0	0	0	2	0	0	7	7
	F	0	1	0	0	0	0	0	0	0	3	3
Driving Under the Influence	M	2	1	1	4	5	4	4	1	1	32	32
	F	3	2	0	1	1	4	0	0	0	15	15
Liquor Laws	M	0	0	0	0	1	0	0	0	0	29	39
	F	0	0	0	0	0	0	0	1	0	7	22
Drunkenness	M	0	0	0	1	3	1	1	0	0	6	6
	F	1	0	0	1	0	1	0	0	0	3	3
Disorderly Conduct	M	1	0	1	0	2	0	0	0	1	5	8
	F	0	0	0	1	0	0	0	0	0	2	3
Vagrancy	M	0	0	0	0	0	0	0	0	0	0	0
	F	0	0	0	0	0	0	0	0	0	0	0
All Other Offenses (except Traffic)	M	24	34	13	17	21	5	5	5	2	175	219
	F	7	14	7	12	11	1	1	1	0	77	106
Suspicion	M	0	0	0	0	0	0	0	0	0	0	0
	F	0	0	0	0	0	0	0	0	0	0	0
Curfew and Loitering Law Violations	M	0	0	0	0	0	0	0	0	0	0	5
	F	0	0	0	0	0	0	0	0	0	0	2
Runaway	M	0	0	0	0	0	0	0	0	0	0	5
	F	0	0	0	0	0	0	0	0	0	0	12
GRAND TOTAL		60	71	36	49	67	21	18	8	5	507	678

Arrests by Offense and Age

Clark Co Schools PD

OFFENSE									Total <18								
	SEX	9 & Under	10 -12	13-14	15	16	17	18		19	20	21	22	23	24		
Murder	M	0	0	0	0	0	0	0	0	0	0	0	0	0	0	0	
	F	0	0	0	0	0	0	0	0	0	0	0	0	0	0	0	
Manslaughter by Negligence	M	0	0	0	0	0	0	0	0	0	0	0	0	0	0	0	
	F	0	0	0	0	0	0	0	0	0	0	0	0	0	0	0	
Forcible Rape	M	0	0	0	0	0	0	0	0	0	0	0	0	0	0	0	
	F	0	0	0	0	0	0	0	0	0	0	0	0	0	0	0	
Robbery	M	0	1	6	1	2	1	11	0	0	0	0	0	0	0	0	
	F	0	0	0	1	0	0	1	0	0	0	0	0	0	0	0	
Aggravated Assault	M	1	5	11	6	3	5	31	4	0	0	0	0	0	0	0	
	F	0	0	1	1	0	1	3	0	0	0	1	0	0	0	0	
Other Assaults	M	7	34	46	23	23	15	148	4	0	0	0	0	0	0	0	
	F	1	11	21	10	13	6	62	0	0	0	0	0	0	0	0	
Burglary	M	0	5	15	6	6	2	34	2	4	0	0	0	0	0	1	
	F	0	0	0	0	0	0	0	0	0	0	0	1	0	0	0	
Larceny--Theft	M	1	13	19	13	13	6	65	5	0	0	0	0	0	0	1	
	F	0	5	2	2	4	3	16	0	0	0	0	1	0	0	0	
Motor Vehicle Theft	M	0	0	0	0	0	0	0	0	0	0	0	1	0	0	0	
	F	0	0	0	0	0	0	0	1	0	0	0	0	0	0	0	
Arson	M	4	22	25	18	10	11	90	3	0	2	0	0	0	0	0	
	F	0	8	20	9	9	3	49	0	1	0	0	0	0	0	0	
Forgery & Counterfeiting	M	0	0	0	0	0	0	0	0	0	0	0	0	0	0	0	
	F	0	0	0	0	0	0	0	0	0	0	0	0	0	0	0	
Fraud	M	0	0	0	0	0	0	0	0	0	0	0	0	0	0	0	
	F	0	0	0	0	0	0	0	0	0	0	0	0	0	0	0	
Embezzlement	M	0	0	0	0	0	0	0	0	0	0	0	0	0	0	0	
	F	0	0	0	0	0	0	0	0	0	0	0	0	0	0	0	
Stolen Property-Buy, Possess, Receive	M	0	2	3	3	1	1	10	1	0	0	0	0	0	0	0	
	F	0	1	0	3	3	1	8	0	0	0	0	0	0	0	0	
Vandalism	M	0	8	19	35	26	14	102	0	0	1	0	0	0	0	0	
	F	0	0	1	1	2	4	8	0	0	0	0	0	0	0	0	
Weapons-carrying, possession, etc.	M	2	20	26	12	15	9	84	6	0	1	0	0	0	0	1	
	F	0	1	0	1	2	1	5	0	0	0	0	0	0	0	0	
Prostitution & Commercialized Vice	M	0	0	0	0	0	0	0	0	0	0	0	0	0	0	0	
	F	0	0	0	0	0	0	0	0	0	0	0	0	0	0	0	
Other Sex Offenses	M	0	2	6	7	3	1	19	0	0	0	0	0	0	0	0	
	F	0	1	0	0	0	0	1	0	0	0	0	0	0	0	0	
Drug Abuse Violations	M	1	22	111	86	87	69	376	22	10	5	0	1	0	0	0	
	F	0	10	30	22	22	21	105	6	0	0	0	0	0	0	0	
Gambling	M	0	0	0	0	0	0	0	0	0	0	0	0	0	0	0	
	F	0	0	0	0	0	0	0	0	0	0	0	0	0	0	0	
Offenses Against Family & Children	M	0	0	0	0	1	0	1	0	0	0	0	0	0	0	0	
	F	0	1	1	0	0	1	3	0	0	0	0	0	0	0	0	
Driving Under the Influence	M	0	0	0	0	0	0	0	0	0	0	0	0	0	0	0	
	F	0	0	0	0	0	0	0	0	0	0	0	0	0	0	0	
Liquor Laws	M	0	0	3	3	11	3	20	3	1	1	0	1	0	0	0	
	F	0	2	3	2	1	3	11	4	0	1	0	0	0	0	0	
Drunkenness	M	0	0	0	0	0	0	0	0	0	0	0	0	0	0	0	
	F	0	0	0	0	0	0	0	0	0	0	0	0	0	0	0	
Disorderly Conduct	M	0	26	124	97	71	48	366	11	2	0	0	0	0	0	0	
	F	1	14	84	70	54	19	242	2	2	0	0	0	0	0	0	
Vagrancy	M	0	0	0	0	0	0	0	0	0	0	0	0	0	0	0	
	F	0	0	0	0	0	0	0	0	0	0	0	0	0	0	0	
All Other Offenses (except Traffic)	M	2	22	72	62	69	59	286	36	9	10	3	4	1	2	2	
	F	0	4	25	25	19	11	84	6	3	1	2	0	1	1	1	
Suspicion	M	0	2	12	15	18	9	56	0	0	0	0	0	0	0	0	
	F	0	1	3	7	6	2	19	0	0	0	0	0	0	0	0	
Curfew and Loitering Law Violations	M	0	1	1	0	0	0	2	0	0	0	0	0	0	0	0	
	F	0	0	0	0	0	0	0	0	0	0	0	0	0	0	0	
Runaway	M	0	0	0	0	0	0	0	0	0	0	0	0	0	0	0	
	F	0	0	0	0	0	0	0	0	0	0	0	0	0	0	0	
GRAND TOTAL		20	244	690	541	494	329	2,318	116	32	22	6	9	2	6	6	

Arrests by Offense and Age

Clark Co Schools PD

OFFENSE	SEX	over									Total >18	Grand Total
		25-29	30-34	35-39	40-44	45-49	50-54	55-59	60-64	64		
Murder	M	0	0	0	0	0	0	0	0	0	0	0
	F	0	0	0	0	0	0	0	0	0	0	0
Manslaughter by Negligence	M	0	0	0	0	0	0	0	0	0	0	0
	F	0	0	0	0	0	0	0	0	0	0	0
Forcible Rape	M	0	0	0	0	0	0	0	0	0	0	0
	F	0	0	0	0	0	0	0	0	0	0	0
Robbery	M	0	0	0	0	0	0	0	0	0	0	11
	F	0	0	0	0	0	0	0	0	0	0	1
Aggravated Assault	M	0	0	0	0	0	0	0	0	0	4	35
	F	0	0	0	0	0	0	1	0	0	2	5
Other Assaults	M	0	0	0	0	0	0	0	0	0	4	152
	F	1	0	0	0	1	0	0	0	0	2	64
Burglary	M	0	0	2	0	0	0	0	0	0	9	43
	F	1	0	2	0	0	0	0	0	0	4	4
Larceny--Theft	M	1	0	0	0	2	0	0	0	0	9	74
	F	0	0	0	0	1	1	0	0	0	3	19
Motor Vehicle Theft	M	0	0	0	0	0	0	0	0	0	1	1
	F	0	0	0	0	0	0	0	0	0	1	1
Arson	M	1	0	0	0	0	0	0	0	0	6	96
	F	2	1	1	1	0	0	0	0	0	6	55
Forgery & Counterfeiting	M	0	0	0	0	0	0	0	0	0	0	0
	F	0	0	0	0	0	0	0	0	0	0	0
Fraud	M	0	0	0	0	0	0	0	0	0	0	0
	F	0	1	0	0	0	0	0	0	0	1	1
Embezzlement	M	0	0	0	0	0	0	0	0	0	0	0
	F	0	0	0	0	0	0	0	0	0	0	0
Stolen Property-Buy, Possess, Receive	M	0	0	0	0	0	0	0	0	0	1	11
	F	0	0	0	0	0	0	0	0	0	0	8
Vandalism	M	0	0	0	0	0	0	0	0	0	1	103
	F	1	0	0	0	0	0	0	0	0	1	9
Weapons-carrying, possession, etc.	M	1	1	0	0	0	0	0	0	0	10	94
	F	1	0	0	0	0	0	0	0	0	1	6
Prostitution & Commercialized Vice	M	0	0	0	0	0	0	0	0	0	0	0
	F	0	0	0	0	0	0	0	0	0	0	0
Other Sex Offenses	M	0	0	0	1	0	0	0	0	0	1	20
	F	0	0	0	0	0	0	0	0	0	0	1
Drug Abuse Violations	M	0	2	1	0	0	1	0	0	0	42	418
	F	1	0	0	1	0	0	0	0	0	8	113
Gambling	M	0	0	0	0	0	0	0	0	0	0	0
	F	0	0	0	0	0	0	0	0	0	0	0
Offenses Against Family & Children	M	1	0	1	1	0	0	0	0	0	3	4
	F	1	0	0	1	0	0	0	0	0	2	5
Driving Under the Influence	M	0	1	1	1	0	1	0	0	0	4	4
	F	0	0	0	0	0	0	0	0	0	0	0
Liquor Laws	M	2	0	3	0	0	0	0	0	0	11	31
	F	1	1	0	0	0	0	0	0	0	7	18
Drunkenness	M	0	0	0	0	0	0	0	0	0	0	0
	F	0	0	0	0	0	0	0	0	0	0	0
Disorderly Conduct	M	0	3	0	1	0	0	1	1	0	19	385
	F	0	1	0	0	0	0	0	0	0	5	247
Vagrancy	M	0	0	0	0	0	0	0	0	0	0	0
	F	0	0	0	0	0	0	0	0	0	0	0
All Other Offenses (except Traffic)	M	6	8	4	2	2	2	1	0	0	90	376
	F	6	1	1	0	2	0	0	0	0	24	108
Suspicion	M	0	0	0	0	0	0	0	0	0	0	56
	F	0	0	0	0	0	0	0	0	0	0	19
Curfew and Loitering Law Violations	M	0	0	0	0	0	0	0	0	0	0	2
	F	0	0	0	0	0	0	0	0	0	0	0
Runaway	M	0	0	0	0	0	0	0	0	0	0	0
	F	0	0	0	0	0	0	0	0	0	0	0
GRAND TOTAL		27	20	16	9	8	5	3	1	0	282	2,600

Arrests by Offense and Age

Douglas Co SO

OFFENSE	9 &								Total <18							
	SEX	Under	10 -12	13-14	15	16	17		18	19	20	21	22	23	24	
Murder	M	0	0	0	0	0	0	0	0	0	0	0	0	0	0	0
	F	0	0	0	0	0	0	0	0	0	0	0	0	0	0	0
Manslaughter by Negligence	M	0	0	0	0	0	0	0	0	0	0	0	0	0	0	0
	F	0	0	0	0	0	0	0	0	0	0	0	0	0	0	0
Forcible Rape	M	0	0	0	0	0	0	0	0	0	0	0	0	0	0	0
	F	0	0	0	0	0	0	0	0	0	0	0	0	0	0	0
Robbery	M	0	0	0	0	0	0	0	1	0	1	0	0	0	1	1
	F	0	0	0	0	0	0	0	0	0	0	0	0	0	0	0
Aggravated Assault	M	0	1	0	0	0	1	2	0	0	0	0	1	0	0	0
	F	0	1	0	0	0	0	1	0	0	0	0	0	0	0	0
Other Assaults	M	0	0	5	2	6	4	17	3	3	5	12	7	6	14	14
	F	0	2	1	3	1	1	8	3	2	3	2	3	3	6	6
Burglary	M	0	0	0	0	0	0	0	3	2	2	1	2	2	0	0
	F	0	0	0	0	0	0	0	0	1	1	1	0	1	2	2
Larceny--Theft	M	0	0	6	1	3	1	11	7	5	7	3	6	2	3	3
	F	1	2	0	1	9	8	21	6	3	5	2	3	6	4	4
Motor Vehicle Theft	M	0	0	0	0	0	0	0	0	0	0	0	0	0	0	0
	F	0	0	0	0	0	0	0	0	0	0	0	0	0	0	0
Arson	M	0	0	0	0	0	0	0	0	0	0	0	0	0	0	0
	F	0	0	0	0	0	0	0	0	0	0	0	0	0	0	0
Forgery & Counterfeiting	M	0	0	0	0	0	0	0	0	0	0	0	0	0	0	0
	F	0	0	0	0	0	0	0	0	0	0	0	0	0	0	0
Fraud	M	0	0	0	0	0	0	0	0	0	0	1	0	1	0	0
	F	0	0	0	0	0	0	0	0	0	0	0	0	0	1	1
Embezzlement	M	0	0	0	0	0	0	0	0	0	0	1	0	0	0	0
	F	0	0	0	0	0	0	0	1	0	0	0	0	0	1	1
Stolen Property-Buy, Possess, Receive	M	0	0	0	0	1	0	1	1	0	0	1	0	0	0	0
	F	0	0	0	0	0	0	0	0	0	0	0	0	0	0	0
Vandalism	M	0	1	1	1	3	1	7	1	0	4	1	0	0	0	0
	F	0	0	0	0	1	0	1	0	0	0	0	0	0	0	0
Weapons-carrying, possession, etc.	M	0	0	1	0	0	0	1	0	0	0	0	1	0	0	0
	F	0	0	0	0	0	0	0	0	0	0	0	0	0	0	0
Prostitution & Commercialized Vice	M	0	0	0	0	0	0	0	0	0	0	0	0	0	0	0
	F	0	0	0	0	0	0	0	0	0	0	1	0	0	0	0
Other Sex Offenses	M	0	0	0	0	0	0	0	0	0	0	0	0	0	1	1
	F	0	0	0	0	0	0	0	0	0	0	0	0	0	0	0
Drug Abuse Violations	M	0	0	1	4	3	6	14	7	5	8	17	8	16	14	14
	F	0	0	2	0	0	2	4	1	1	2	2	0	0	2	2
Gambling	M	0	0	0	0	0	0	0	0	0	0	0	0	0	0	0
	F	0	0	0	0	0	0	0	0	0	0	0	0	0	0	0
Offenses Against Family & Children	M	0	0	0	0	0	0	0	0	0	0	0	0	0	0	0
	F	0	0	0	0	0	0	0	0	0	0	0	0	0	0	0
Driving Under the Influence	M	0	0	0	0	0	2	2	2	2	9	7	9	12	4	4
	F	0	0	0	0	0	1	1	1	2	2	2	2	1	3	3
Liquor Laws	M	0	0	5	8	18	29	60	44	54	43	5	1	1	2	2
	F	0	1	6	12	11	16	46	21	30	27	2	0	0	0	0
Drunkenness	M	0	0	0	0	0	0	0	0	0	0	0	1	1	0	0
	F	0	0	0	0	0	0	0	0	0	0	0	0	0	0	0
Disorderly Conduct	M	0	0	1	2	0	2	5	0	1	2	5	7	4	7	7
	F	0	0	1	1	0	2	4	0	1	0	0	1	4	0	0
Vagrancy	M	0	0	0	0	0	0	0	0	0	0	0	0	0	0	0
	F	0	0	0	0	0	0	0	1	0	0	0	0	0	0	0
All Other Offenses (except Traffic)	M	0	1	2	4	10	17	34	10	12	23	29	35	23	15	15
	F	0	0	9	3	12	11	35	5	8	7	11	6	1	1	1
Suspicion	M	0	0	0	0	0	0	0	0	0	0	0	0	0	0	0
	F	0	0	0	0	0	0	0	0	0	0	0	0	0	0	0
Curfew and Loitering Law Violations	M	1	1	6	9	10	14	41	0	0	0	0	0	0	0	0
	F	0	0	3	2	3	2	10	0	0	0	0	0	0	0	0
Runaway	M	0	0	1	1	0	1	3	0	0	0	0	0	0	0	0
	F	0	1	2	2	1	0	6	0	0	0	0	0	0	0	0
GRAND TOTAL		2	11	53	56	92	121	335	118	132	151	106	93	84	81	81

Arrests by Offense and Age

Douglas Co SO

OFFENSE	SEX	over									Total >18	Grand Total
		25-29	30-34	35-39	40-44	45-49	50-54	55-59	60-64	64		
Murder	M	0	0	0	0	0	0	0	0	0	0	0
	F	0	0	1	0	0	0	0	0	0	1	1
Manslaughter by Negligence	M	0	0	0	0	0	0	0	0	0	0	0
	F	0	0	0	0	0	0	0	0	0	0	0
Forcible Rape	M	0	0	0	0	0	0	0	0	0	0	0
	F	0	0	0	0	0	0	0	0	0	0	0
Robbery	M	0	1	0	0	0	0	0	0	0	4	4
	F	0	0	0	0	0	0	0	0	0	0	0
Aggravated Assault	M	2	2	1	3	1	1	0	0	1	12	14
	F	0	1	0	1	0	1	0	1	0	4	5
Other Assaults	M	32	31	20	12	12	14	4	3	6	184	201
	F	14	12	6	6	4	7	6	2	0	79	87
Burglary	M	4	0	0	1	2	0	0	0	0	19	19
	F	2	0	0	0	0	1	0	0	0	9	9
Larceny--Theft	M	17	5	3	5	2	8	0	0	0	73	84
	F	9	7	7	4	4	3	3	1	1	68	89
Motor Vehicle Theft	M	0	0	0	0	0	0	0	0	0	0	0
	F	0	0	0	0	0	0	0	0	0	0	0
Arson	M	0	0	0	0	0	0	0	0	0	0	0
	F	0	0	0	0	0	0	0	0	0	0	0
Forgery & Counterfeiting	M	0	1	0	0	0	0	0	0	0	1	1
	F	0	0	0	0	0	0	0	0	0	0	0
Fraud	M	3	2	2	3	1	0	0	0	0	13	13
	F	0	1	0	1	1	1	0	0	1	6	6
Embezzlement	M	0	0	0	1	0	0	0	0	0	2	2
	F	1	0	0	1	1	0	0	0	0	5	5
Stolen Property-Buy, Possess, Receive	M	3	2	1	1	0	0	0	0	0	9	10
	F	1	0	0	0	1	0	0	1	0	3	3
Vandalism	M	2	2	0	1	0	1	0	1	0	13	20
	F	0	0	0	0	0	0	3	0	0	3	4
Weapons-carrying, possession, etc.	M	1	1	0	0	1	2	1	0	1	8	9
	F	0	0	0	0	0	1	0	0	0	1	1
Prostitution & Commercialized Vice	M	1	1	0	0	0	0	0	0	0	2	2
	F	0	0	0	0	0	0	0	0	0	1	1
Other Sex Offenses	M	2	0	0	0	1	0	0	1	0	5	5
	F	1	0	0	0	0	0	0	0	0	1	1
Drug Abuse Violations	M	81	45	8	20	8	2	3	2	1	245	259
	F	9	13	8	2	1	3	2	0	0	46	50
Gambling	M	0	0	0	0	0	0	0	0	0	0	0
	F	0	0	0	0	0	0	0	0	0	0	0
Offenses Against Family & Children	M	2	2	2	1	1	0	0	0	0	8	8
	F	0	2	1	1	0	0	0	0	0	4	4
Driving Under the Influence	M	44	31	19	18	17	20	15	13	6	228	230
	F	12	10	4	11	5	8	7	2	1	73	74
Liquor Laws	M	3	1	0	2	0	1	0	1	0	158	218
	F	2	0	0	0	3	1	2	2	1	91	137
Drunkenness	M	6	0	2	1	0	2	0	0	0	13	13
	F	0	0	0	0	2	0	0	0	0	2	2
Disorderly Conduct	M	22	10	3	6	4	5	6	3	0	85	90
	F	4	1	2	0	5	4	1	2	1	26	30
Vagrancy	M	0	0	0	0	0	0	0	0	0	0	0
	F	0	0	0	0	0	0	0	0	0	1	1
All Other Offenses (except Traffic)	M	95	64	36	33	22	18	8	3	3	429	463
	F	22	16	8	10	9	1	11	1	0	117	152
Suspicion	M	0	0	0	0	0	0	0	0	0	0	0
	F	0	0	0	0	0	0	0	0	0	0	0
Curfew and Loitering Law Violations	M	0	0	0	0	0	0	0	0	0	0	41
	F	0	0	0	0	0	0	0	0	0	0	10
Runaway	M	0	0	0	0	0	0	0	0	0	0	3
	F	0	0	0	0	0	0	0	0	0	0	6
GRAND TOTAL		397	264	134	145	108	105	72	39	23	2,052	2,387

Arrests by Offense and Age

Elko Co SO

OFFENSE	9 &															
	SEX	Under	10 -12	13-14	15	16	17	Total <18	18	19	20	21	22	23	24	
Murder	M	0	0	0	0	0	0	0	0	0	0	0	0	0	0	
	F	0	0	0	0	0	0	0	0	0	0	0	0	0	0	
Manslaughter by Negligence	M	0	0	0	0	0	0	0	0	0	0	0	0	0	0	
	F	0	0	0	0	0	0	0	0	0	0	0	0	0	0	
Forcible Rape	M	0	0	0	0	0	0	0	0	0	0	0	0	0	0	
	F	0	0	0	0	0	0	0	0	0	0	0	0	0	0	
Robbery	M	0	0	0	0	0	0	0	0	0	0	0	0	0	0	
	F	0	0	0	0	0	0	0	0	0	0	0	0	0	0	
Aggravated Assault	M	0	0	0	0	1	0	1	0	0	0	0	1	0	0	
	F	0	0	0	0	0	0	0	0	0	0	0	0	0	0	
Other Assaults	M	0	1	0	1	1	2	5	1	0	2	1	2	1	3	
	F	0	1	0	1	0	0	2	0	2	0	0	1	0	1	
Burglary	M	0	0	1	0	1	0	2	1	0	1	0	0	0	0	
	F	0	0	0	0	0	0	0	0	0	0	1	0	0	0	
Larceny--Theft	M	0	0	1	0	0	1	2	0	0	0	0	0	1	0	
	F	0	0	0	0	0	0	0	1	0	0	0	0	0	0	
Motor Vehicle Theft	M	0	0	1	1	0	1	3	0	0	0	0	0	0	0	
	F	0	0	0	0	0	0	0	0	0	0	0	0	0	0	
Arson	M	0	0	0	0	0	0	0	0	0	0	0	0	0	0	
	F	0	0	0	0	0	0	0	0	0	0	0	0	0	0	
Forgery & Counterfeiting	M	0	0	0	0	0	0	0	0	0	1	0	0	0	0	
	F	0	0	0	0	0	0	0	0	0	0	0	0	0	0	
Fraud	M	0	1	0	0	0	0	1	0	0	0	0	0	0	0	
	F	0	0	0	0	0	0	0	0	0	0	0	0	0	0	
Embezzlement	M	0	0	0	0	0	0	0	0	0	0	0	0	0	0	
	F	0	0	0	0	0	0	0	0	0	0	0	0	0	0	
Stolen Property-Buy, Possess, Receive	M	0	0	1	0	0	0	1	0	0	0	0	0	0	0	
	F	0	0	0	0	0	0	0	0	0	0	0	0	0	0	
Vandalism	M	0	0	0	1	0	0	1	0	0	1	0	0	0	0	
	F	0	0	0	0	0	0	0	0	0	0	0	0	0	0	
Weapons-carrying, possession, etc.	M	0	0	0	0	0	0	0	0	0	0	0	0	0	0	
	F	0	0	0	0	0	0	0	0	0	0	0	0	0	0	
Prostitution & Commercialized Vice	M	0	0	0	0	0	0	0	0	0	0	0	0	0	0	
	F	0	0	0	0	0	0	0	0	0	0	0	0	0	0	
Other Sex Offenses	M	0	1	0	0	0	0	1	0	0	0	0	1	0	0	
	F	0	0	0	0	0	0	0	0	0	0	0	0	0	0	
Drug Abuse Violations	M	0	0	1	1	0	2	4	0	0	2	0	4	1	3	
	F	0	0	0	0	0	0	0	0	0	0	0	0	0	1	
Gambling	M	0	0	0	0	0	0	0	0	0	0	0	0	0	0	
	F	0	0	0	0	0	0	0	0	0	0	0	0	0	0	
Offenses Against Family & Children	M	0	0	0	0	1	0	1	0	0	0	0	0	0	0	
	F	0	0	0	0	0	0	0	0	0	1	0	0	0	0	
Driving Under the Influence	M	0	0	0	0	0	2	2	0	0	3	1	2	1	1	
	F	0	0	0	0	0	0	0	0	0	0	0	0	0	1	
Liquor Laws	M	0	0	0	1	3	0	4	1	2	2	1	0	1	0	
	F	0	0	0	1	0	0	1	1	0	2	0	0	0	0	
Drunkenness	M	0	0	0	0	2	0	2	0	0	0	0	0	0	0	
	F	0	0	0	0	0	0	0	0	0	0	0	0	0	0	
Disorderly Conduct	M	0	0	0	0	0	0	0	0	0	1	1	1	1	2	
	F	0	0	0	0	0	0	0	0	0	0	0	0	1	1	
Vagrancy	M	0	0	0	0	0	0	0	0	0	0	0	0	0	0	
	F	0	0	0	0	0	0	0	0	0	0	0	0	0	0	
All Other Offenses (except Traffic)	M	0	1	1	0	1	1	4	5	9	5	6	2	7	9	
	F	0	1	0	0	0	0	1	1	0	0	0	5	0	2	
Suspicion	M	0	0	0	0	0	0	0	0	0	0	0	0	0	0	
	F	0	0	0	0	0	0	0	0	0	0	0	0	0	0	
Curfew and Loitering Law Violations	M	0	0	0	0	0	0	0	0	0	0	0	0	0	0	
	F	0	0	0	0	0	0	0	0	0	0	0	0	0	0	
Runaway	M	0	0	0	0	0	0	0	0	0	0	0	0	0	0	
	F	0	0	0	0	0	0	0	0	0	0	0	0	0	0	
GRAND TOTAL		0	6	6	7	10	9	38	11	13	21	11	19	14	24	

**Arrest Data for Wells PD is included.

Arrests by Offense and Age

Elko Co SO

OFFENSE	SEX	over									Total >18	Grand Total
		25-29	30-34	35-39	40-44	45-49	50-54	55-59	60-64	64		
Murder	M	0	0	1	0	0	0	0	0	0	1	1
	F	0	0	0	0	0	0	0	0	0	0	0
Manslaughter by Negligence	M	0	0	0	0	0	0	0	0	0	0	0
	F	0	0	0	0	0	0	0	0	0	0	0
Forcible Rape	M	0	0	0	0	0	0	0	0	1	1	1
	F	0	0	0	0	0	0	0	0	0	0	0
Robbery	M	1	0	0	0	0	0	0	0	0	1	1
	F	0	0	0	0	0	0	0	0	0	0	0
Aggravated Assault	M	0	1	0	0	0	0	0	0	0	2	3
	F	1	0	1	0	0	0	0	0	1	3	3
Other Assaults	M	6	7	7	3	4	2	0	1	0	40	45
	F	0	5	0	0	0	1	0	0	0	10	12
Burglary	M	0	2	1	1	0	1	0	0	0	7	9
	F	1	1	1	1	1	0	0	0	0	6	6
Larceny--Theft	M	0	2	0	0	0	1	1	0	0	5	7
	F	0	1	0	1	1	0	1	0	0	5	5
Motor Vehicle Theft	M	2	0	1	0	0	0	0	0	0	3	6
	F	0	0	0	0	0	0	0	0	0	0	0
Arson	M	0	0	0	0	1	0	0	0	0	1	1
	F	0	0	0	0	0	0	0	0	0	0	0
Forgery & Counterfeiting	M	0	0	0	0	0	0	0	0	0	1	1
	F	0	0	0	0	1	0	0	0	0	1	1
Fraud	M	0	1	0	0	0	1	0	0	0	2	3
	F	0	0	0	0	0	0	0	0	0	0	0
Embezzlement	M	0	0	0	0	0	0	0	0	0	0	0
	F	0	0	0	0	0	0	0	0	0	0	0
Stolen Property-Buy, Possess, Receive	M	2	2	0	0	0	0	0	1	0	5	6
	F	0	0	0	0	0	0	0	0	0	0	0
Vandalism	M	1	0	0	0	0	0	0	0	0	2	3
	F	0	0	0	0	0	0	0	0	0	0	0
Weapons-carrying, possession, etc.	M	1	0	0	0	0	0	1	0	0	2	2
	F	0	0	0	0	0	0	0	0	0	0	0
Prostitution & Commercialized Vice	M	0	0	0	0	0	0	0	0	0	0	0
	F	0	0	0	0	0	0	0	0	0	0	0
Other Sex Offenses	M	0	0	0	0	0	0	0	0	0	1	2
	F	0	0	0	0	0	0	0	0	0	0	0
Drug Abuse Violations	M	7	3	2	3	1	1	3	0	0	30	34
	F	1	0	0	2	0	0	0	0	0	4	4
Gambling	M	0	0	0	0	0	0	0	0	0	0	0
	F	0	0	0	0	0	0	0	0	0	0	0
Offenses Against Family & Children	M	0	0	0	0	0	0	0	0	0	0	1
	F	1	0	0	0	0	0	0	0	0	2	2
Driving Under the Influence	M	9	7	5	6	9	8	3	0	2	57	59
	F	1	4	0	2	1	5	0	0	0	14	14
Liquor Laws	M	1	3	0	2	1	2	0	0	0	16	20
	F	0	0	0	1	0	0	0	0	0	4	5
Drunkenness	M	0	0	0	1	0	0	0	0	0	1	3
	F	0	0	0	0	0	0	0	0	0	0	0
Disorderly Conduct	M	5	4	1	2	2	1	1	0	1	23	23
	F	1	3	1	0	0	0	1	0	0	8	8
Vagrancy	M	0	0	0	0	0	0	0	0	0	0	0
	F	0	0	0	0	0	0	0	0	0	0	0
All Other Offenses (except Traffic)	M	25	7	16	8	12	10	2	3	0	126	130
	F	8	7	3	2	6	0	1	1	1	37	38
Suspicion	M	0	0	0	0	0	0	0	0	0	0	0
	F	0	0	0	0	0	0	0	0	0	0	0
Curfew and Loitering Law Violations	M	0	0	0	0	0	0	0	0	0	0	0
	F	0	0	0	0	0	0	0	0	0	0	0
Runaway	M	0	0	0	0	0	0	0	0	0	0	0
	F	0	0	0	0	0	0	0	0	0	0	0
GRAND TOTAL		74	60	40	35	40	33	14	6	6	421	459

**Arrest Data for Wells PD is included.

Arrests by Offense and Age

Elko PD

OFFENSE									Total <18								
	SEX	9 & Under	10-12	13-14	15	16	17	18		19	20	21	22	23	24		
Murder	M	0	0	0	0	0	0	0	0	0	0	0	2	0	0		
	F	0	0	0	0	0	0	0	0	0	0	0	0	0	0		
Manslaughter by Negligence	M	0	0	0	0	0	0	0	0	0	0	0	0	0	0		
	F	0	0	0	0	0	0	0	0	0	0	0	0	0	0		
Forcible Rape	M	0	0	0	0	0	0	0	0	0	0	0	0	0	0		
	F	0	0	0	0	0	0	0	0	0	0	0	0	0	0		
Robbery	M	0	0	0	0	0	0	0	0	1	0	0	0	0	0		
	F	0	0	0	0	0	0	0	0	0	0	0	0	0	0		
Aggravated Assault	M	0	0	3	1	0	0	4	1	0	0	0	1	0	1		
	F	0	0	0	0	0	0	0	0	0	0	0	0	0	0		
Other Assaults	M	0	0	0	0	2	0	2	3	2	1	6	2	3	4		
	F	0	0	0	0	0	2	2	1	1	1	0	1	0	1		
Burglary	M	0	0	3	0	1	2	6	0	2	1	1	1	0	4		
	F	0	0	0	0	0	0	0	0	0	0	0	1	1	0		
Larceny--Theft	M	0	1	0	0	1	1	3	1	2	4	4	4	1	1		
	F	0	0	3	0	1	1	5	3	1	2	1	0	1	2		
Motor Vehicle Theft	M	0	0	4	0	0	0	4	0	1	0	1	2	1	0		
	F	0	0	0	1	0	0	1	0	0	0	0	0	1	0		
Arson	M	0	0	0	0	0	0	0	0	0	0	0	0	0	0		
	F	0	0	0	0	0	0	0	0	0	0	0	0	0	0		
Forgery & Counterfeiting	M	0	0	0	0	0	0	0	1	0	0	0	0	0	0		
	F	0	0	0	0	0	0	0	0	0	0	0	0	0	0		
Fraud	M	0	0	0	0	0	0	0	0	0	1	0	0	0	0		
	F	0	0	0	0	0	0	0	0	0	0	0	0	1	0		
Embezzlement	M	0	0	0	0	0	0	0	0	0	0	0	1	0	0		
	F	0	0	0	0	0	0	0	0	0	1	0	0	0	0		
Stolen Property-Buy, Possess, Receive	M	0	0	3	0	1	2	6	2	0	0	2	0	0	0		
	F	0	0	0	0	0	1	1	0	0	0	0	0	0	0		
Vandalism	M	0	0	1	0	0	0	1	1	0	0	0	0	0	0		
	F	0	0	0	0	0	0	0	0	0	0	0	0	0	0		
Weapons-carrying, possession, etc.	M	0	0	0	0	0	0	0	0	0	0	0	0	0	0		
	F	0	0	0	0	0	0	0	0	0	0	0	0	0	0		
Prostitution & Commercialized Vice	M	0	0	0	0	0	0	0	0	0	0	0	0	0	0		
	F	0	0	0	0	0	0	0	0	0	0	0	0	0	0		
Other Sex Offenses	M	0	0	0	0	0	0	0	0	0	0	0	1	0	0		
	F	0	0	0	0	0	0	0	0	0	0	0	0	0	0		
Drug Abuse Violations	M	0	0	0	4	1	0	5	0	0	3	3	1	1	2		
	F	0	0	1	0	0	0	1	0	1	0	0	1	2	0		
Gambling	M	0	0	0	0	0	0	0	0	0	0	0	0	0	0		
	F	0	0	0	0	0	0	0	0	0	0	0	0	0	0		
Offenses Against Family & Children	M	0	1	2	2	1	2	8	0	1	0	0	0	0	0		
	F	0	0	0	1	0	3	4	0	0	0	0	0	0	0		
Driving Under the Influence	M	0	0	0	0	0	1	1	2	3	1	4	6	5	5		
	F	0	0	0	0	0	0	0	1	0	2	3	2	2	0		
Liquor Laws	M	0	0	1	4	6	11	22	13	17	9	0	0	0	0		
	F	0	0	4	4	1	4	13	10	7	5	0	0	0	0		
Drunkenness	M	0	0	0	0	0	0	0	0	0	0	0	0	0	0		
	F	0	0	0	0	0	0	0	0	0	0	0	0	0	0		
Disorderly Conduct	M	0	0	0	0	0	0	0	0	1	2	4	1	1	6		
	F	0	0	0	0	0	0	0	0	0	0	0	1	0	1		
Vagrancy	M	0	0	0	0	0	0	0	0	0	0	0	0	0	0		
	F	0	0	0	0	0	0	0	0	0	0	0	0	0	0		
All Other Offenses (except Traffic)	M	0	0	2	2	2	5	11	8	10	12	9	9	13	12		
	F	0	1	2	0	1	2	6	2	3	1	2	8	4	6		
Suspicion	M	0	0	0	0	0	0	0	0	0	0	0	0	0	0		
	F	0	0	0	0	0	0	0	0	0	0	0	0	0	0		
Curfew and Loitering Law Violations	M	0	0	2	4	9	6	21	0	0	0	0	0	0	0		
	F	0	0	0	0	1	2	3	0	0	0	0	0	0	0		
Runaway	M	0	1	3	2	10	3	19	0	0	0	0	0	0	0		
	F	0	1	9	6	4	5	25	0	0	0	0	0	0	0		
GRAND TOTAL		0	5	43	31	42	53	174	50	52	46	40	45	37	45		

Arrests by Offense and Age

Elko PD

OFFENSE	SEX	over									Total >18	Grand Total
		25-29	30-34	35-39	40-44	45-49	50-54	55-59	60-64	64		
Murder	M	0	0	0	1	0	0	0	0	0	3	3
	F	0	0	0	0	0	0	0	0	0	0	0
Manslaughter by Negligence	M	0	0	0	0	0	0	0	0	0	0	0
	F	0	0	0	0	0	0	0	0	0	0	0
Forcible Rape	M	0	0	0	0	0	1	0	0	1	2	2
	F	0	0	0	0	0	0	0	0	0	0	0
Robbery	M	2	1	0	0	0	0	0	0	0	4	4
	F	0	0	0	0	0	0	0	0	0	0	0
Aggravated Assault	M	4	3	4	0	2	0	0	0	0	16	20
	F	0	2	1	0	1	0	0	0	0	4	4
Other Assaults	M	25	12	11	10	8	9	2	0	1	99	101
	F	9	3	2	3	4	1	0	1	0	28	30
Burglary	M	7	3	2	0	0	1	1	0	0	23	29
	F	0	5	0	0	0	2	0	0	0	9	9
Larceny--Theft	M	1	6	0	5	0	4	0	0	0	33	36
	F	3	0	1	4	0	2	0	0	0	20	25
Motor Vehicle Theft	M	3	2	1	1	1	0	0	0	0	13	17
	F	0	0	0	0	0	0	0	0	0	1	2
Arson	M	0	1	0	1	0	0	0	0	0	2	2
	F	0	0	0	0	0	0	0	0	0	0	0
Forgery & Counterfeiting	M	2	0	0	0	0	1	0	0	0	4	4
	F	2	0	0	0	0	0	0	0	0	2	2
Fraud	M	2	1	1	1	0	0	0	0	0	6	6
	F	0	0	0	1	0	0	0	0	0	2	2
Embezzlement	M	0	0	0	0	0	0	0	0	0	1	1
	F	0	0	0	0	0	0	0	0	0	1	1
Stolen Property-Buy, Possess, Receive	M	7	4	0	1	0	1	0	0	0	17	23
	F	2	1	0	1	0	0	0	0	0	4	5
Vandalism	M	3	3	0	0	0	1	0	0	0	8	9
	F	1	0	0	0	0	0	0	0	0	1	1
Weapons-carrying, possession, etc.	M	4	1	1	1	0	0	1	0	0	8	8
	F	0	0	0	0	1	0	0	0	0	1	1
Prostitution & Commercialized Vice	M	0	0	0	0	0	0	0	0	0	0	0
	F	0	0	0	0	0	0	0	0	0	0	0
Other Sex Offenses	M	1	1	0	0	1	0	0	0	0	4	4
	F	0	0	0	0	0	0	0	0	0	0	0
Drug Abuse Violations	M	9	10	4	5	2	0	1	0	0	41	46
	F	5	1	2	3	0	1	1	0	0	17	18
Gambling	M	0	0	0	0	0	0	0	0	0	0	0
	F	0	0	0	0	0	0	0	0	0	0	0
Offenses Against Family & Children	M	2	0	0	0	1	0	0	0	0	4	12
	F	0	0	1	0	0	0	0	0	0	1	5
Driving Under the Influence	M	17	16	15	10	7	4	3	3	2	103	104
	F	2	2	3	0	5	2	1	0	0	25	25
Liquor Laws	M	0	1	0	0	0	0	0	0	0	40	62
	F	0	0	0	0	0	0	0	0	0	22	35
Drunkenness	M	1	1	0	2	1	2	0	1	0	8	8
	F	0	0	0	0	0	0	0	0	0	0	0
Disorderly Conduct	M	16	13	2	4	2	3	3	1	2	61	61
	F	3	4	3	0	0	3	0	0	0	15	15
Vagrancy	M	0	0	0	0	0	0	0	0	0	0	0
	F	0	0	0	0	0	0	0	0	0	0	0
All Other Offenses (except Traffic)	M	48	31	22	31	17	17	2	8	5	254	265
	F	12	9	10	8	10	8	1	0	0	84	90
Suspicion	M	0	0	0	0	0	0	0	0	0	0	0
	F	0	0	0	0	0	0	0	0	0	0	0
Curfew and Loitering Law Violations	M	0	0	0	0	0	0	0	0	0	0	21
	F	0	0	0	0	0	0	0	0	0	0	3
Runaway	M	0	0	0	0	0	0	0	0	0	0	19
	F	0	0	0	0	0	0	0	0	0	0	25
GRAND TOTAL		193	137	86	93	63	63	16	14	11	991	1,165

Arrests by Offense and Age

Esmeralda Co SO

OFFENSE	9 &								Total <18							
	SEX	Under	10 -12	13-14	15	16	17		18	19	20	21	22	23	24	
Murder	M	0	0	0	0	0	0	0	0	0	0	0	0	0	0	
	F	0	0	0	0	0	0	0	0	0	0	0	0	0	0	
Manslaughter by Negligence	M	0	0	0	0	0	0	0	0	0	0	0	0	0	0	
	F	0	0	0	0	0	0	0	0	0	0	0	0	0	0	
Forcible Rape	M	0	0	0	0	0	0	0	0	0	0	0	0	0	0	
	F	0	0	0	0	0	0	0	0	0	0	0	0	0	0	
Robbery	M	0	0	0	0	0	0	0	0	0	0	0	0	0	0	
	F	0	0	0	0	0	0	0	0	0	0	0	0	0	0	
Aggravated Assault	M	0	0	0	0	0	0	0	0	0	0	0	0	0	0	
	F	0	0	0	0	0	0	0	0	0	0	0	0	0	0	
Other Assaults	M	0	0	0	0	0	0	0	0	0	0	1	0	0	0	
	F	0	0	0	0	0	0	0	0	0	0	0	0	0	0	
Burglary	M	0	0	0	0	0	0	0	0	0	0	0	0	0	0	
	F	0	0	0	0	0	0	0	0	0	0	0	0	0	0	
Larceny--Theft	M	0	0	0	0	0	0	0	0	0	0	0	0	0	2	
	F	0	0	0	0	0	0	0	0	0	0	0	0	0	0	
Motor Vehicle Theft	M	0	0	0	0	0	0	0	0	0	0	0	0	0	0	
	F	0	0	0	0	0	0	0	0	0	0	0	0	0	0	
Arson	M	0	0	0	0	0	0	0	0	0	0	0	0	0	0	
	F	0	0	0	0	0	0	0	0	0	0	0	0	0	0	
Forgery & Counterfeiting	M	0	0	0	0	0	0	0	0	0	0	0	0	0	0	
	F	0	0	0	0	0	0	0	0	0	0	0	0	0	0	
Fraud	M	0	0	0	0	0	0	0	0	0	0	0	0	0	0	
	F	0	0	0	0	0	0	0	0	0	0	0	0	0	0	
Embezzlement	M	0	0	0	0	0	0	0	0	0	0	0	0	0	0	
	F	0	0	0	0	0	0	0	0	0	0	0	0	0	0	
Stolen Property-Buy, Possess, Receive	M	0	0	0	0	0	0	0	0	0	0	0	0	0	0	
	F	0	0	0	0	0	0	0	0	0	0	0	0	0	0	
Vandalism	M	0	0	0	0	0	0	0	0	0	0	0	0	0	0	
	F	0	0	0	0	0	0	0	0	0	0	0	0	0	0	
Weapons-carrying, possession, etc.	M	0	0	0	0	0	0	0	0	0	0	0	2	0	0	
	F	0	0	0	0	0	0	0	0	0	0	0	0	0	0	
Prostitution & Commercialized Vice	M	0	0	0	0	0	0	0	0	0	0	0	0	0	0	
	F	0	0	0	0	0	0	0	0	0	0	0	0	0	0	
Other Sex Offenses	M	0	0	0	0	0	0	0	0	0	0	0	0	0	0	
	F	0	0	0	0	0	0	0	0	0	0	0	0	0	0	
Drug Abuse Violations	M	0	0	0	0	0	0	0	2	3	2	1	8	3	1	
	F	0	0	0	0	0	0	0	0	3	0	0	1	1	0	
Gambling	M	0	0	0	0	0	0	0	0	0	0	0	0	0	0	
	F	0	0	0	0	0	0	0	0	0	0	0	0	0	0	
Offenses Against Family & Children	M	0	0	0	0	0	0	0	0	0	0	0	0	0	0	
	F	0	0	0	0	0	0	0	0	0	0	0	0	0	0	
Driving Under the Influence	M	0	0	0	0	0	0	0	0	0	0	0	0	1	1	
	F	0	0	0	0	0	0	0	0	0	0	0	0	0	0	
Liquor Laws	M	0	0	0	0	0	0	0	0	0	0	0	0	0	0	
	F	0	0	0	0	0	0	0	0	0	0	0	0	0	0	
Drunkenness	M	0	0	0	0	0	0	0	1	0	0	0	0	0	0	
	F	0	0	0	0	0	0	0	0	0	0	0	0	0	0	
Disorderly Conduct	M	0	0	0	0	0	0	0	0	0	0	0	0	0	0	
	F	0	0	0	0	0	0	0	0	0	0	0	0	0	0	
Vagrancy	M	0	0	0	0	0	0	0	0	0	0	0	0	0	0	
	F	0	0	0	0	0	0	0	0	0	0	0	0	0	0	
All Other Offenses (except Traffic)	M	0	0	0	0	0	0	0	1	0	0	0	1	0	1	
	F	0	0	0	0	0	0	0	0	0	0	0	0	0	0	
Suspicion	M	0	0	0	0	0	0	0	0	0	0	0	0	0	0	
	F	0	0	0	0	0	0	0	0	0	0	0	0	0	0	
Curfew and Loitering Law Violations	M	0	0	0	0	0	0	0	0	0	0	0	0	0	0	
	F	0	0	0	0	0	0	0	0	0	0	0	0	0	0	
Runaway	M	0	0	0	0	0	0	0	0	0	0	0	0	0	0	
	F	0	0	0	0	0	0	0	0	0	0	0	0	0	0	
GRAND TOTAL		0	0	0	0	0	0	0	4	6	2	2	12	5	5	

Arrests by Offense and Age

Esmeralda Co SO

OFFENSE	SEX	over									Total >18	Grand Total
		25-29	30-34	35-39	40-44	45-49	50-54	55-59	60-64	64		
Murder	M	0	0	0	0	0	0	0	0	0	0	0
	F	0	0	0	0	0	0	0	0	0	0	0
Manslaughter by Negligence	M	0	0	0	0	0	0	0	0	0	0	0
	F	0	0	0	0	0	0	0	0	0	0	0
Forcible Rape	M	0	0	0	0	0	0	0	0	0	0	0
	F	0	0	0	0	0	0	0	0	0	0	0
Robbery	M	0	0	0	0	0	0	0	0	0	0	0
	F	0	0	0	0	0	0	0	0	0	0	0
Aggravated Assault	M	0	0	1	0	0	0	0	0	0	1	1
	F	0	0	0	0	0	0	0	0	0	0	0
Other Assaults	M	1	0	1	0	1	2	0	0	0	6	6
	F	0	1	1	0	0	0	0	0	0	2	2
Burglary	M	0	0	0	0	0	0	0	0	0	0	0
	F	0	0	0	0	0	0	0	0	0	0	0
Larceny--Theft	M	0	0	0	0	0	0	0	0	0	2	2
	F	0	0	0	0	0	0	0	0	0	0	0
Motor Vehicle Theft	M	0	0	1	0	0	0	0	0	0	1	1
	F	0	0	0	0	0	0	0	0	0	0	0
Arson	M	0	0	0	0	0	0	0	0	0	0	0
	F	0	0	0	0	0	0	0	0	0	0	0
Forgery & Counterfeiting	M	0	0	0	0	0	0	0	0	0	0	0
	F	0	0	0	0	0	0	0	0	0	0	0
Fraud	M	0	0	1	0	0	0	0	0	0	1	1
	F	0	0	0	0	0	0	0	0	0	0	0
Embezzlement	M	0	0	0	0	0	0	0	0	0	0	0
	F	0	0	0	0	0	0	0	0	0	0	0
Stolen Property-Buy, Possess, Receive	M	0	0	0	1	0	0	0	0	0	1	1
	F	0	0	0	0	0	0	0	0	0	0	0
Vandalism	M	0	0	0	0	0	0	0	0	0	0	0
	F	0	0	0	0	0	0	0	0	0	0	0
Weapons-carrying, possession, etc.	M	1	0	0	0	0	0	0	0	0	3	3
	F	0	0	0	0	0	0	0	0	0	0	0
Prostitution & Commercialized Vice	M	0	0	0	0	0	0	0	1	0	1	1
	F	0	0	0	0	0	0	0	0	0	0	0
Other Sex Offenses	M	0	0	0	0	0	0	0	0	0	0	0
	F	0	0	0	0	0	0	0	0	0	0	0
Drug Abuse Violations	M	7	8	4	3	3	0	1	1	1	48	48
	F	4	1	2	0	2	0	1	0	0	15	15
Gambling	M	0	0	0	0	0	0	0	0	0	0	0
	F	0	0	0	0	0	0	0	0	0	0	0
Offenses Against Family & Children	M	0	0	0	0	0	0	0	0	0	0	0
	F	0	0	0	2	0	0	0	0	0	2	2
Driving Under the Influence	M	0	0	2	2	2	2	0	0	0	10	10
	F	0	0	0	0	0	1	2	0	0	3	3
Liquor Laws	M	0	2	0	0	0	0	0	0	0	2	2
	F	0	0	0	0	0	0	0	0	0	0	0
Drunkenness	M	0	0	0	0	0	0	0	0	0	1	1
	F	0	0	0	0	0	0	0	0	0	0	0
Disorderly Conduct	M	0	0	0	0	0	0	0	0	0	0	0
	F	0	0	0	0	0	0	0	0	0	0	0
Vagrancy	M	0	0	0	0	0	0	0	0	0	0	0
	F	0	0	0	0	0	0	0	0	0	0	0
All Other Offenses (except Traffic)	M	3	3	3	0	4	3	1	0	1	21	21
	F	0	1	1	0	1	2	1	0	0	6	6
Suspicion	M	0	0	0	0	0	0	0	0	0	0	0
	F	0	0	0	0	0	0	0	0	0	0	0
Curfew and Loitering Law Violations	M	0	0	0	0	0	0	0	0	0	0	0
	F	0	0	0	0	0	0	0	0	0	0	0
Runaway	M	0	0	0	0	0	0	0	0	0	0	0
	F	0	0	0	0	0	0	0	0	0	0	0
GRAND TOTAL		16	16	17	8	13	10	6	2	2	126	126

Arrests by Offense and Age

Eureka Co SO

OFFENSE	9 &								Total <18							
	SEX	Under	10 -12	13-14	15	16	17		18	19	20	21	22	23	24	
Murder	M	0	0	0	0	0	0	0	0	0	0	0	0	0	0	
	F	0	0	0	0	0	0	0	0	0	0	0	0	0	0	
Manslaughter by Negligence	M	0	0	0	0	0	0	0	0	0	0	0	0	0	0	
	F	0	0	0	0	0	0	0	0	0	0	0	0	0	0	
Forcible Rape	M	0	0	0	0	0	0	0	0	0	0	0	0	0	0	
	F	0	0	0	0	0	0	0	0	0	0	0	0	0	0	
Robbery	M	0	0	0	0	0	0	0	0	0	0	0	0	0	0	
	F	0	0	0	0	0	0	0	0	0	0	0	0	0	0	
Aggravated Assault	M	0	0	0	0	0	0	0	0	0	0	0	0	0	0	
	F	0	0	0	0	0	0	0	0	0	0	0	0	0	0	
Other Assaults	M	0	0	0	0	0	0	0	0	0	0	0	0	0	0	
	F	0	0	0	0	0	0	0	0	0	0	0	0	0	0	
Burglary	M	0	0	0	0	0	0	0	0	0	0	0	0	0	0	
	F	0	0	0	0	0	0	0	0	0	0	0	0	0	0	
Larceny--Theft	M	0	0	0	0	0	0	0	0	0	0	0	0	0	0	
	F	0	0	0	0	0	0	0	0	0	0	0	0	0	0	
Motor Vehicle Theft	M	0	0	0	0	0	0	0	0	0	0	0	0	0	0	
	F	0	0	0	0	0	0	0	0	0	0	0	0	0	0	
Arson	M	0	0	0	0	0	0	0	0	0	0	0	0	0	0	
	F	0	0	0	0	0	0	0	0	0	0	0	0	0	0	
Forgery & Counterfeiting	M	0	0	0	0	0	0	0	0	0	0	0	0	0	0	
	F	0	0	0	0	0	0	0	0	0	0	0	0	0	0	
Fraud	M	0	0	0	0	0	0	0	0	0	0	0	0	0	0	
	F	0	0	0	0	0	0	0	0	0	0	0	0	0	0	
Embezzlement	M	0	0	0	0	0	0	0	0	0	0	0	0	0	0	
	F	0	0	0	0	0	0	0	0	0	0	0	0	0	0	
Stolen Property-Buy, Possess, Receive	M	0	0	0	0	0	0	0	0	0	0	0	0	0	0	
	F	0	0	0	0	0	0	0	0	0	0	0	0	0	0	
Vandalism	M	0	0	0	0	0	0	0	0	0	0	0	0	0	0	
	F	0	0	0	0	0	0	0	0	0	0	0	0	0	0	
Weapons-carrying, possession, etc.	M	0	0	0	0	0	0	0	0	0	0	0	0	0	0	
	F	0	0	0	0	0	0	0	0	0	0	0	0	0	0	
Prostitution & Commercialized Vice	M	0	0	0	0	0	0	0	0	0	0	0	0	0	0	
	F	0	0	0	0	0	0	0	0	0	0	0	0	0	0	
Other Sex Offenses	M	0	0	0	0	0	0	0	0	0	0	0	0	0	0	
	F	0	0	0	0	0	0	0	0	0	0	0	0	0	0	
Drug Abuse Violations	M	0	0	0	0	0	0	0	0	0	0	0	0	0	0	
	F	0	0	0	0	0	0	0	0	0	0	0	0	0	0	
Gambling	M	0	0	0	0	0	0	0	0	0	0	0	0	0	0	
	F	0	0	0	0	0	0	0	0	0	0	0	0	0	0	
Offenses Against Family & Children	M	0	0	0	0	0	0	0	0	0	0	0	0	0	0	
	F	0	0	0	0	0	0	0	0	0	0	0	0	0	0	
Driving Under the Influence	M	0	0	0	0	0	0	0	0	0	0	0	0	0	0	
	F	0	0	0	0	0	0	0	0	0	0	0	0	0	0	
Liquor Laws	M	0	0	0	0	0	1	1	3	0	0	0	0	0	0	
	F	0	0	0	0	0	1	1	0	0	0	0	0	0	0	
Drunkenness	M	0	0	0	0	0	0	0	0	0	0	0	0	0	0	
	F	0	0	0	0	0	0	0	0	0	0	0	0	0	0	
Disorderly Conduct	M	0	0	0	0	0	0	0	0	0	0	0	0	0	0	
	F	0	0	0	0	0	0	0	0	0	0	0	0	0	0	
Vagrancy	M	0	0	0	0	0	0	0	0	0	0	0	0	0	0	
	F	0	0	0	0	0	0	0	0	0	0	0	0	0	0	
All Other Offenses (except Traffic)	M	0	0	0	0	0	0	0	1	0	1	0	1	0	1	
	F	0	0	0	0	0	0	0	0	0	0	0	0	0	0	
Suspicion	M	0	0	0	0	0	0	0	0	0	0	0	0	0	0	
	F	0	0	0	0	0	0	0	0	0	0	0	0	0	0	
Curfew and Loitering Law Violations	M	0	0	0	0	0	0	0	0	0	0	0	0	0	0	
	F	0	0	0	0	0	0	0	0	0	0	0	0	0	0	
Runaway	M	0	0	0	0	0	0	0	0	0	0	0	0	0	0	
	F	0	0	0	0	0	0	0	0	0	0	0	0	0	0	
GRAND TOTAL		0	0	0	0	0	2	2	4	0	1	0	1	0	1	

Arrests by Offense and Age

Eureka Co SO

OFFENSE	SEX	over									Total >18	Grand Total
		25-29	30-34	35-39	40-44	45-49	50-54	55-59	60-64	64		
Murder	M	0	0	0	0	0	0	0	0	0	0	0
	F	0	0	0	0	0	0	0	0	0	0	0
Manslaughter by Negligence	M	0	0	0	0	0	0	0	0	0	0	0
	F	0	0	0	0	0	0	0	0	0	0	0
Forcible Rape	M	0	0	0	0	0	0	0	0	0	0	0
	F	0	0	0	0	0	0	0	0	0	0	0
Robbery	M	0	0	0	0	0	0	0	0	0	0	0
	F	0	0	0	0	0	0	0	0	0	0	0
Aggravated Assault	M	0	0	0	0	0	0	0	0	0	0	0
	F	0	0	0	0	0	0	0	0	0	0	0
Other Assaults	M	0	0	0	1	0	0	0	0	0	1	1
	F	0	0	0	0	0	0	0	0	0	0	0
Burglary	M	0	0	0	0	0	0	0	0	0	0	0
	F	0	0	0	0	0	0	0	0	0	0	0
Larceny--Theft	M	0	0	1	0	0	0	0	0	0	1	1
	F	0	0	0	0	0	0	0	0	0	0	0
Motor Vehicle Theft	M	0	0	0	0	0	0	0	0	1	1	1
	F	0	0	0	0	0	0	0	0	0	0	0
Arson	M	0	0	0	0	0	0	0	0	0	0	0
	F	0	0	0	0	0	0	0	0	0	0	0
Forgery & Counterfeiting	M	0	0	0	0	0	0	0	0	0	0	0
	F	0	0	0	0	0	0	0	0	0	0	0
Fraud	M	0	0	0	0	0	0	0	0	0	0	0
	F	0	0	0	0	0	0	0	0	0	0	0
Embezzlement	M	0	0	0	0	0	0	0	0	0	0	0
	F	0	0	0	0	0	0	0	0	0	0	0
Stolen Property-Buy, Possess, Receive	M	0	0	0	0	0	0	0	0	0	0	0
	F	0	0	0	0	0	0	0	0	0	0	0
Vandalism	M	0	0	0	0	0	0	0	0	0	0	0
	F	0	0	0	0	0	0	0	0	0	0	0
Weapons-carrying, possession, etc.	M	0	0	0	0	0	0	0	0	0	0	0
	F	0	0	0	0	0	0	0	0	0	0	0
Prostitution & Commercialized Vice	M	0	0	0	0	0	0	0	0	0	0	0
	F	0	0	0	0	0	0	0	0	0	0	0
Other Sex Offenses	M	0	0	0	0	0	0	0	0	0	0	0
	F	0	0	0	0	0	0	0	0	0	0	0
Drug Abuse Violations	M	0	0	0	0	0	0	0	0	0	0	0
	F	0	0	0	0	0	0	0	0	0	0	0
Gambling	M	0	0	0	0	0	0	0	0	0	0	0
	F	0	0	0	0	0	0	0	0	0	0	0
Offenses Against Family & Children	M	0	0	0	0	0	0	0	0	0	0	0
	F	0	0	0	0	0	0	0	0	0	0	0
Driving Under the Influence	M	0	0	1	0	0	1	1	0	0	3	3
	F	0	0	0	0	0	0	0	0	0	0	0
Liquor Laws	M	0	0	0	0	0	0	0	0	0	3	4
	F	0	0	0	0	0	0	0	0	0	0	1
Drunkenness	M	0	0	0	0	0	0	0	0	0	0	0
	F	0	0	0	0	0	0	0	0	0	0	0
Disorderly Conduct	M	0	1	1	0	0	0	0	0	0	2	2
	F	0	0	0	0	0	0	0	0	0	0	0
Vagrancy	M	0	0	0	0	0	0	0	0	0	0	0
	F	0	0	0	0	0	0	0	0	0	0	0
All Other Offenses (except Traffic)	M	1	0	1	1	0	2	1	0	2	12	12
	F	0	1	1	0	0	0	0	0	0	2	2
Suspicion	M	0	0	0	0	0	0	0	0	0	0	0
	F	0	0	0	0	0	0	0	0	0	0	0
Curfew and Loitering Law Violations	M	0	0	0	0	0	0	0	0	0	0	0
	F	0	0	0	0	0	0	0	0	0	0	0
Runaway	M	0	0	0	0	0	0	0	0	0	0	0
	F	0	0	0	0	0	0	0	0	0	0	0
GRAND TOTAL		1	2	5	2	0	3	2	0	3	25	27

Arrests by Offense and Age

Fallon PD

OFFENSE	9 &								Total <18							
	SEX	Under	10 -12	13-14	15	16	17		18	19	20	21	22	23	24	
Murder	M	0	0	0	0	0	0	0	0	0	0	0	0	0	0	
	F	0	0	0	0	0	0	0	0	0	0	0	0	0	0	
Manslaughter by Negligence	M	0	0	0	0	0	0	0	0	0	0	0	0	0	0	
	F	0	0	0	0	0	0	0	0	0	0	0	0	0	0	
Forcible Rape	M	0	0	0	0	0	0	0	0	0	0	0	0	0	0	
	F	0	0	0	0	0	0	0	0	0	0	0	0	0	0	
Robbery	M	0	0	0	0	0	0	0	0	0	1	0	0	0	0	
	F	0	0	0	0	0	0	0	0	0	0	0	0	0	0	
Aggravated Assault	M	0	0	0	0	0	0	0	0	1	1	0	0	0	0	
	F	0	0	0	0	0	0	0	0	0	1	1	0	0	0	
Other Assaults	M	0	0	0	0	1	0	1	0	1	3	1	2	2	3	
	F	0	0	0	0	0	1	1	0	0	0	0	0	2	0	
Burglary	M	0	0	1	5	1	0	7	0	1	0	1	2	0	2	
	F	0	0	0	0	0	1	1	0	2	1	0	0	0	0	
Larceny--Theft	M	0	0	0	0	2	4	6	2	1	1	0	0	1	0	
	F	0	0	3	1	1	2	7	1	0	1	0	0	1	1	
Motor Vehicle Theft	M	0	0	0	0	0	0	0	0	0	0	0	0	0	0	
	F	0	0	0	0	0	0	0	0	0	0	0	0	0	0	
Arson	M	0	0	0	0	0	0	0	0	0	0	0	0	0	0	
	F	0	0	0	0	0	0	0	0	0	0	0	0	0	0	
Forgery & Counterfeiting	M	0	0	0	0	0	0	0	0	0	0	0	0	0	0	
	F	0	0	0	0	0	0	0	0	0	0	0	0	0	0	
Fraud	M	0	0	0	0	0	0	0	0	1	0	0	0	0	0	
	F	0	0	0	0	0	0	0	0	0	0	0	0	0	1	
Embezzlement	M	0	0	0	0	0	0	0	0	0	0	0	0	0	0	
	F	0	0	0	0	0	0	0	0	0	0	0	0	0	0	
Stolen Property-Buy, Possess, Receive	M	0	0	0	0	0	0	0	0	0	1	0	2	1	0	
	F	0	0	0	0	0	0	0	0	0	0	0	0	0	0	
Vandalism	M	0	1	3	0	0	0	4	0	0	0	0	0	0	0	
	F	0	0	0	0	0	0	0	0	0	0	0	0	0	0	
Weapons-carrying, possession, etc.	M	0	0	0	0	0	0	0	1	0	0	0	0	1	0	
	F	0	0	0	0	0	0	0	0	0	0	0	0	0	2	
Prostitution & Commercialized Vice	M	0	0	0	0	0	0	0	0	0	0	0	0	0	0	
	F	0	0	0	0	0	0	0	0	0	0	0	0	0	0	
Other Sex Offenses	M	0	0	0	0	0	0	0	0	0	1	0	0	0	0	
	F	0	0	0	0	0	0	0	0	0	0	0	0	0	0	
Drug Abuse Violations	M	0	0	0	1	1	5	7	9	2	4	1	2	1	1	
	F	0	0	0	1	1	1	3	0	0	2	1	1	1	2	
Gambling	M	0	0	0	0	0	0	0	0	0	0	0	0	0	0	
	F	0	0	0	0	0	0	0	0	0	0	0	0	0	0	
Offenses Against Family & Children	M	0	0	0	0	0	0	0	0	0	0	0	0	0	1	
	F	0	0	0	0	0	0	0	1	0	0	0	1	0	0	
Driving Under the Influence	M	0	0	0	0	0	0	0	1	0	0	0	0	1	2	
	F	0	0	0	0	0	1	1	1	0	0	2	0	0	2	
Liquor Laws	M	0	1	2	0	2	8	13	2	2	0	1	1	0	0	
	F	0	0	2	3	1	2	8	1	0	2	0	0	0	1	
Drunkenness	M	0	0	0	0	0	0	0	0	0	0	0	0	0	0	
	F	0	0	0	0	0	0	0	0	0	0	0	0	0	0	
Disorderly Conduct	M	0	0	0	0	0	1	1	2	0	1	1	0	1	1	
	F	0	0	1	0	0	0	1	0	0	0	0	1	0	0	
Vagrancy	M	0	0	0	0	0	0	0	0	0	0	0	0	0	0	
	F	0	0	0	0	0	0	0	0	0	0	0	0	0	0	
All Other Offenses (except Traffic)	M	0	0	2	0	0	0	2	0	0	3	1	5	0	0	
	F	0	1	0	0	0	0	1	0	0	0	0	0	2	0	
Suspicion	M	0	0	0	0	0	0	0	0	0	0	0	0	0	0	
	F	0	0	0	0	0	0	0	0	0	0	0	0	0	0	
Curfew and Loitering Law Violations	M	0	0	0	0	0	0	0	0	0	0	0	0	0	0	
	F	0	0	0	0	0	0	0	0	0	0	0	0	0	0	
Runaway	M	0	1	3	0	7	8	19	0	0	0	0	0	0	0	
	F	0	0	7	1	0	3	11	0	0	0	0	0	0	0	
GRAND TOTAL		0	4	24	12	17	37	94	21	11	23	10	17	14	19	

Arrests by Offense and Age

Fallon PD

OFFENSE	SEX	over									Total >18	Grand Total
		25-29	30-34	35-39	40-44	45-49	50-54	55-59	60-64	64		
Murder	M	0	0	0	0	0	0	0	0	0	0	0
	F	0	0	0	0	0	0	0	0	0	0	0
Manslaughter by Negligence	M	0	0	0	0	0	0	0	0	0	0	0
	F	0	0	0	0	0	0	0	0	0	0	0
Forcible Rape	M	0	1	0	0	0	0	0	0	0	1	1
	F	0	0	0	0	0	0	0	0	0	0	0
Robbery	M	0	2	0	0	0	0	0	0	0	3	3
	F	0	0	0	1	0	0	0	0	0	1	1
Aggravated Assault	M	6	2	0	2	1	2	0	0	0	15	15
	F	0	0	0	1	1	0	1	0	0	5	5
Other Assaults	M	9	5	1	2	1	1	3	0	0	34	35
	F	1	3	2	2	1	2	0	3	0	16	17
Burglary	M	1	7	0	2	0	0	1	0	0	17	24
	F	2	1	4	1	0	0	2	1	0	14	15
Larceny--Theft	M	2	0	2	1	1	2	0	0	0	13	19
	F	2	2	0	0	2	0	1	1	1	13	20
Motor Vehicle Theft	M	0	1	0	0	0	0	0	0	0	1	1
	F	0	0	0	0	0	0	0	0	0	0	0
Arson	M	0	0	0	0	0	0	0	0	0	0	0
	F	0	0	0	0	0	0	0	0	0	0	0
Forgery & Counterfeiting	M	0	0	1	0	0	0	0	0	0	1	1
	F	0	0	0	0	0	1	0	0	0	1	1
Fraud	M	1	1	0	0	0	1	0	0	0	4	4
	F	0	0	1	0	1	0	0	0	0	3	3
Embezzlement	M	1	1	0	0	0	0	0	0	0	2	2
	F	0	1	0	0	0	0	0	0	0	1	1
Stolen Property-Buy, Possess, Receive	M	1	0	0	1	1	0	0	0	0	7	7
	F	0	0	0	1	1	0	0	0	0	2	2
Vandalism	M	0	1	1	0	0	0	0	0	0	2	6
	F	0	0	0	0	0	0	0	0	0	0	0
Weapons-carrying, possession, etc.	M	2	1	0	0	1	0	0	0	0	6	6
	F	0	0	0	0	0	0	0	0	0	2	2
Prostitution & Commercialized Vice	M	0	0	0	0	0	0	0	0	0	0	0
	F	0	0	0	0	0	0	0	0	0	0	0
Other Sex Offenses	M	0	1	2	0	0	0	0	0	0	4	4
	F	0	0	0	0	0	0	0	0	0	0	0
Drug Abuse Violations	M	5	4	1	0	5	1	1	0	0	37	44
	F	1	2	0	3	1	1	0	0	0	15	18
Gambling	M	0	0	0	0	0	0	0	0	0	0	0
	F	0	0	0	0	0	0	0	0	0	0	0
Offenses Against Family & Children	M	0	0	1	1	0	0	0	0	0	3	3
	F	1	2	1	0	0	0	0	0	0	6	6
Driving Under the Influence	M	3	3	1	4	5	3	0	2	1	26	26
	F	2	1	0	2	2	1	0	0	0	13	14
Liquor Laws	M	0	0	0	0	0	0	0	0	0	6	19
	F	0	0	0	0	0	0	0	0	0	4	12
Drunkenness	M	0	0	0	0	1	0	1	0	0	2	2
	F	0	0	0	0	0	0	0	0	0	0	0
Disorderly Conduct	M	3	8	3	4	7	1	1	0	0	33	34
	F	3	0	0	0	0	1	0	0	0	5	6
Vagrancy	M	0	0	0	0	0	0	0	0	0	0	0
	F	0	0	0	0	0	0	0	0	0	0	0
All Other Offenses (except Traffic)	M	7	3	1	4	2	7	1	0	0	34	36
	F	1	1	0	0	2	0	0	0	0	6	7
Suspicion	M	0	0	0	0	0	0	0	0	0	0	0
	F	0	0	0	0	0	0	0	0	0	0	0
Curfew and Loitering Law Violations	M	0	0	0	0	0	0	0	0	0	0	0
	F	0	0	0	0	0	0	0	0	0	0	0
Runaway	M	0	0	0	0	0	0	0	0	0	0	19
	F	0	0	0	0	0	0	0	0	0	0	11
GRAND TOTAL		54	54	22	32	36	24	12	7	2	358	452

Arrests by Offense and Age

Henderson PD

OFFENSE																
	SEX	9 & Under	10 -12	13-14	15	16	17	Total <18	18	19	20	21	22	23	24	
Murder	M	0	0	0	0	0	0	0	0	0	0	0	0	0	0	
	F	0	0	0	0	0	0	0	0	0	0	0	0	0	0	
Manslaughter by Negligence	M	0	0	0	0	0	0	0	0	0	0	0	0	0	0	
	F	0	0	0	0	0	0	0	0	0	0	0	0	0	0	
Forcible Rape	M	0	0	2	1	0	0	3	0	0	1	0	0	1	0	
	F	0	0	0	0	0	0	0	0	0	0	0	0	0	0	
Robbery	M	0	0	1	2	1	0	4	1	0	2	6	0	1	1	
	F	0	0	0	0	1	0	1	0	0	0	1	0	0	0	
Aggravated Assault	M	0	1	3	4	0	2	10	5	4	2	1	2	2	3	
	F	0	1	0	1	3	1	6	0	0	1	2	0	1	1	
Other Assaults	M	2	11	35	20	21	28	117	23	21	24	33	35	21	28	
	F	0	7	17	12	22	23	81	15	11	7	16	15	13	13	
Burglary	M	0	0	0	3	2	5	10	11	8	16	14	10	6	6	
	F	0	0	0	0	0	2	2	0	1	2	0	1	2	1	
Larceny--Theft	M	0	5	14	15	10	16	60	27	20	20	24	29	28	20	
	F	0	4	20	10	15	15	64	14	24	16	21	18	19	11	
Motor Vehicle Theft	M	0	0	0	1	1	2	4	6	3	2	4	0	0	0	
	F	0	0	0	0	0	0	0	0	0	0	0	0	0	0	
Arson	M	0	0	3	0	0	0	3	1	2	0	0	0	0	1	
	F	0	0	0	0	0	0	0	0	0	0	0	0	0	0	
Forgery & Counterfeiting	M	0	0	0	0	0	0	0	0	0	0	0	0	0	1	
	F	0	0	0	0	0	0	0	0	1	0	0	0	0	0	
Fraud	M	0	0	0	0	0	1	1	1	2	2	2	1	0	0	
	F	0	0	0	0	0	0	0	0	1	0	1	0	2	1	
Embezzlement	M	0	0	0	0	0	0	0	0	1	0	0	0	1	0	
	F	0	0	0	0	0	0	0	0	1	0	0	1	0	1	
Stolen Property-Buy, Possess, Receive	M	0	0	3	0	2	2	7	2	2	3	2	3	2	3	
	F	0	0	0	0	0	0	0	0	1	1	1	0	0	0	
Vandalism	M	0	0	0	0	0	0	0	0	0	0	0	0	0	1	
	F	0	0	0	0	0	0	0	0	0	0	0	0	0	0	
Weapons-carrying, possession, etc.	M	0	0	1	3	2	3	9	4	8	4	3	2	2	3	
	F	0	0	0	0	0	0	0	0	3	1	1	0	0	1	
Prostitution & Commercialized Vice	M	0	0	0	0	1	0	1	0	0	0	0	0	0	0	
	F	0	0	0	0	0	0	0	0	0	0	0	0	0	0	
Other Sex Offenses	M	1	0	2	2	1	0	6	5	1	3	0	1	0	1	
	F	0	1	0	0	0	0	1	0	0	0	0	0	0	0	
Drug Abuse Violations	M	0	0	4	4	15	21	44	28	38	31	29	21	17	24	
	F	0	0	0	3	3	4	10	6	9	5	6	5	5	5	
Gambling	M	0	0	0	1	2	2	5	0	0	0	0	0	0	0	
	F	0	0	0	1	0	0	1	0	0	0	0	0	0	0	
Offenses Against Family & Children	M	0	0	3	3	5	6	17	12	6	2	1	2	5	1	
	F	0	0	0	0	2	1	3	4	2	2	1	0	2	1	
Driving Under the Influence	M	0	0	0	0	0	1	1	7	8	9	26	28	21	22	
	F	0	0	0	0	0	0	0	3	1	4	9	9	8	7	
Liquor Laws	M	0	0	1	2	2	10	15	7	11	10	3	0	4	3	
	F	0	0	0	1	1	1	3	6	3	1	0	1	1	0	
Drunkenness	M	0	0	0	0	0	0	0	0	0	0	0	0	0	0	
	F	0	0	0	0	0	0	0	0	0	0	0	0	0	0	
Disorderly Conduct	M	0	0	0	0	1	2	3	0	0	0	0	1	0	1	
	F	0	0	0	0	0	0	0	0	0	0	1	0	0	0	
Vagrancy	M	0	0	0	0	0	0	0	0	0	0	0	0	0	0	
	F	0	0	0	0	0	0	0	0	0	0	0	0	0	0	
All Other Offenses (except Traffic)	M	2	3	17	15	21	29	87	62	99	140	163	177	140	143	
	F	0	3	6	11	5	8	33	13	39	52	64	65	83	50	
Suspicion	M	0	0	0	0	0	0	0	0	0	0	0	0	0	0	
	F	0	0	0	0	0	0	0	0	0	0	0	0	0	0	
Curfew and Loitering Law Violations	M	0	0	1	0	0	0	1	0	0	0	0	0	0	0	
	F	0	0	0	0	0	0	0	0	0	0	0	0	0	0	
Runaway	M	0	6	39	34	36	35	150	0	0	0	0	0	0	0	
	F	0	3	31	50	38	43	165	0	0	0	0	0	0	0	
GRAND TOTAL		5	45	203	199	213	263	928	263	331	363	435	427	387	354	

Arrests by Offense and Age

Henderson PD

OFFENSE	over										Total >18	Grand Total
	SEX	25-29	30-34	35-39	40-44	45-49	50-54	55-59	60-64	64		
Murder	M	0	0	0	0	0	0	1	0	0	1	1
	F	0	0	0	0	0	0	0	0	0	0	0
Manslaughter by Negligence	M	0	0	0	0	0	0	0	0	0	0	0
	F	0	0	0	0	0	0	0	0	0	0	0
Forcible Rape	M	2	2	1	1	1	1	0	0	0	10	13
	F	0	0	0	0	0	0	0	0	0	0	0
Robbery	M	10	6	2	1	1	1	0	0	0	32	36
	F	1	1	1	1	1	1	0	0	0	7	8
Aggravated Assault	M	16	7	10	3	11	3	2	2	1	74	84
	F	6	0	3	1	1	0	1	0	1	18	24
Other Assaults	M	157	139	88	79	62	44	22	5	22	803	920
	F	63	49	61	35	31	17	16	9	8	379	460
Burglary	M	25	17	11	12	2	4	2	1	0	145	155
	F	12	8	7	6	2	1	1	1	0	45	47
Larceny--Theft	M	101	80	46	56	53	28	21	7	7	567	627
	F	59	54	26	39	34	20	7	3	1	366	430
Motor Vehicle Theft	M	1	6	1	3	0	0	0	0	0	26	30
	F	1	4	1	0	0	0	0	0	0	6	6
Arson	M	0	0	0	2	0	0	0	0	0	6	9
	F	0	0	0	0	0	0	0	0	0	0	0
Forgery & Counterfeiting	M	2	5	0	1	0	1	0	0	0	10	10
	F	0	0	0	3	1	0	0	0	0	5	5
Fraud	M	16	12	1	9	5	7	1	0	0	59	60
	F	8	5	2	3	1	1	0	0	0	25	25
Embezzlement	M	1	2	0	1	2	0	0	0	0	8	8
	F	2	0	1	1	0	0	0	0	0	7	7
Stolen Property-Buy, Possess, Receive	M	9	9	4	2	3	2	0	0	0	46	53
	F	1	2	0	2	0	0	0	0	0	8	8
Vandalism	M	0	1	1	1	2	0	0	0	0	6	6
	F	0	0	0	0	0	1	0	0	0	1	1
Weapons-carrying, possession, etc.	M	21	14	14	11	9	7	5	2	0	109	118
	F	3	0	1	1	1	0	1	1	0	14	14
Prostitution & Commercialized Vice	M	2	3	0	0	0	1	0	0	0	6	7
	F	1	0	0	0	0	0	0	0	0	1	1
Other Sex Offenses	M	8	12	6	3	6	1	3	0	0	50	56
	F	0	2	0	0	0	0	0	0	0	2	3
Drug Abuse Violations	M	91	55	33	18	21	14	3	4	2	429	473
	F	21	22	11	9	6	5	0	0	0	115	125
Gambling	M	0	0	0	0	0	0	0	0	0	0	5
	F	0	0	0	0	0	0	0	0	0	0	1
Offenses Against Family & Children	M	8	4	5	8	2	2	2	1	1	62	79
	F	7	9	4	3	4	2	0	1	0	42	45
Driving Under the Influence	M	88	68	52	46	49	30	27	9	9	499	500
	F	41	38	21	14	18	19	10	7	4	213	213
Liquor Laws	M	3	11	6	12	15	15	14	4	3	121	136
	F	3	2	1	1	3	1	2	2	1	28	31
Drunkenness	M	0	0	0	0	0	0	0	0	0	0	0
	F	0	0	0	0	0	0	0	0	0	0	0
Disorderly Conduct	M	4	1	1	3	2	3	0	0	0	16	19
	F	2	0	0	0	1	0	1	1	1	7	7
Vagrancy	M	0	0	0	0	0	0	0	0	0	0	0
	F	0	0	0	0	0	0	0	0	0	0	0
All Other Offenses (except Traffic)	M	749	511	321	310	256	168	100	41	30	3,410	3,497
	F	257	210	164	144	69	55	30	5	10	1,310	1,343
Suspicion	M	0	0	0	0	0	0	0	0	0	0	0
	F	0	0	0	0	0	0	0	0	0	0	0
Curfew and Loitering Law Violations	M	0	0	0	0	0	0	0	0	0	0	1
	F	0	0	0	0	0	0	0	0	0	0	0
Runaway	M	0	0	0	0	0	0	0	0	0	0	150
	F	0	0	0	0	0	0	0	0	0	0	165
GRAND TOTAL		1,802	1,371	907	845	675	455	272	106	101	9,094	10,022

Arrests by Offense and Age

Humboldt Co SO

OFFENSE	9 &								Total <18								
	SEX	Under	10 -12	13-14	15	16	17	18		19	20	21	22	23	24		
Murder	M	0	0	0	0	0	0	0	0	0	0	0	0	0	0	0	0
	F	0	0	0	0	0	0	0	0	0	0	0	0	0	0	0	0
Manslaughter by Negligence	M	0	0	0	0	0	0	0	0	0	0	0	0	0	0	0	0
	F	0	0	0	0	0	0	0	0	0	0	0	0	0	0	0	0
Forcible Rape	M	0	0	0	0	0	0	0	0	0	0	0	0	0	0	0	0
	F	0	0	0	0	0	0	0	0	0	0	0	0	0	0	0	0
Robbery	M	0	0	0	0	0	0	0	0	0	0	0	0	0	0	0	0
	F	0	0	0	0	0	0	0	0	0	0	0	0	0	0	0	0
Aggravated Assault	M	0	0	0	0	0	0	0	0	0	1	1	0	0	0	0	0
	F	0	0	0	0	0	0	0	0	0	0	0	0	0	0	0	0
Other Assaults	M	0	0	2	0	0	0	2	2	1	3	1	0	1	1	1	1
	F	0	0	0	0	0	0	0	0	0	0	1	0	0	1	1	1
Burglary	M	0	0	2	0	0	0	2	2	0	0	0	0	0	0	0	0
	F	0	0	0	0	0	0	0	0	0	0	0	0	0	0	0	0
Larceny--Theft	M	0	0	0	0	1	0	1	1	0	1	0	0	0	0	0	0
	F	0	0	0	0	0	0	0	0	0	0	0	0	0	0	0	0
Motor Vehicle Theft	M	0	0	0	0	0	0	0	0	0	0	0	0	0	0	0	0
	F	0	0	0	0	1	0	1	1	0	0	0	0	0	0	0	0
Arson	M	0	0	0	0	0	0	0	0	0	0	0	0	0	0	0	0
	F	0	0	0	0	0	0	0	0	0	0	0	0	0	0	0	0
Forgery & Counterfeiting	M	0	0	0	0	0	0	0	0	0	0	0	0	0	0	0	0
	F	0	0	0	0	0	0	0	0	0	0	0	0	0	0	0	0
Fraud	M	0	0	0	0	0	0	0	0	0	0	0	0	0	0	0	0
	F	0	0	0	0	0	0	0	0	0	0	0	0	0	0	0	0
Embezzlement	M	0	0	0	0	0	0	0	0	0	0	0	0	0	0	0	0
	F	0	0	0	0	0	0	0	0	0	0	0	0	0	0	0	0
Stolen Property-Buy, Possess, Receive	M	0	0	0	0	0	0	0	0	0	0	0	0	0	0	0	0
	F	0	0	0	0	0	0	0	0	0	0	0	0	0	0	0	0
Vandalism	M	0	0	0	0	0	0	0	0	0	0	0	0	0	0	0	0
	F	0	0	0	0	0	0	0	0	0	0	0	0	0	0	0	0
Weapons-carrying, possession, etc.	M	0	0	0	0	0	0	0	0	0	0	0	0	0	0	0	0
	F	0	0	0	0	0	0	0	0	0	0	0	0	0	0	0	0
Prostitution & Commercialized Vice	M	0	0	0	0	0	0	0	0	0	0	0	0	0	0	0	0
	F	0	0	0	0	0	0	0	0	0	0	0	0	0	0	0	0
Other Sex Offenses	M	0	0	0	0	0	0	0	0	0	0	0	0	0	0	0	0
	F	0	0	0	0	0	0	0	0	0	0	0	0	0	0	0	0
Drug Abuse Violations	M	0	0	0	0	1	1	2	2	0	0	4	1	1	0	2	2
	F	0	0	0	0	0	0	0	0	0	0	0	0	0	0	0	0
Gambling	M	0	0	0	0	0	0	0	0	0	0	0	0	0	0	0	0
	F	0	0	0	0	0	0	0	0	0	0	0	0	0	0	0	0
Offenses Against Family & Children	M	0	0	0	0	3	0	3	3	0	0	0	0	0	0	0	0
	F	0	0	0	2	0	0	2	2	0	0	0	0	0	0	0	0
Driving Under the Influence	M	0	0	0	2	0	0	2	2	0	1	2	0	0	0	2	2
	F	0	0	0	0	0	0	0	0	0	0	0	0	0	0	0	0
Liquor Laws	M	0	0	0	2	0	4	6	6	0	1	0	0	0	0	0	0
	F	0	0	0	0	0	0	0	0	0	1	0	0	0	0	0	0
Drunkenness	M	0	0	0	0	0	0	0	0	0	0	0	0	0	0	0	0
	F	0	0	0	0	0	0	0	0	0	0	0	0	0	0	0	0
Disorderly Conduct	M	0	0	0	0	0	0	0	0	0	0	1	0	0	0	1	1
	F	0	0	0	0	0	0	0	0	0	0	0	0	0	0	0	0
Vagrancy	M	0	0	0	0	0	0	0	0	0	0	0	0	0	0	0	0
	F	0	0	0	0	0	0	0	0	0	0	0	0	0	0	0	0
All Other Offenses (except Traffic)	M	0	1	0	0	2	5	8	8	0	3	2	3	2	1	0	0
	F	0	0	0	0	1	0	1	1	0	0	0	0	0	0	0	0
Suspicion	M	0	0	0	0	0	0	0	0	0	0	0	0	0	0	0	0
	F	0	0	0	0	0	0	0	0	0	0	0	0	0	0	0	0
Curfew and Loitering Law Violations	M	0	0	0	1	0	1	2	2	0	0	0	0	0	0	0	0
	F	0	0	0	0	2	0	2	2	0	0	0	0	0	0	0	0
Runaway	M	0	0	0	0	0	2	2	2	0	0	0	0	0	0	0	0
	F	0	0	0	0	2	1	3	3	0	0	0	0	0	0	0	0
GRAND TOTAL		0	1	4	7	13	14	39	39	1	11	12	4	4	3	7	7

Arrests by Offense and Age

Humboldt Co SO

OFFENSE	SEX	over									Total >18	Grand Total
		25-29	30-34	35-39	40-44	45-49	50-54	55-59	60-64	64		
Murder	M	0	0	0	0	0	0	0	0	0	0	0
	F	0	0	0	0	0	0	0	0	0	0	0
Manslaughter by Negligence	M	0	0	0	0	0	0	0	0	0	0	0
	F	0	0	0	0	0	0	0	0	0	0	0
Forcible Rape	M	0	0	0	0	0	0	0	0	0	0	0
	F	0	0	0	0	0	0	0	0	0	0	0
Robbery	M	0	0	0	0	0	0	0	0	0	0	0
	F	0	0	0	0	0	0	0	0	0	0	0
Aggravated Assault	M	0	2	0	0	0	1	0	0	0	5	5
	F	0	0	0	0	0	0	0	0	0	0	0
Other Assaults	M	6	2	5	2	0	2	0	0	1	26	28
	F	1	0	1	0	0	2	1	0	0	8	8
Burglary	M	0	0	0	1	0	0	0	0	0	1	3
	F	0	1	0	0	0	0	0	0	0	1	1
Larceny--Theft	M	0	1	0	0	0	0	0	0	0	2	3
	F	0	0	0	0	0	0	0	0	0	0	0
Motor Vehicle Theft	M	0	0	0	0	1	0	0	0	0	1	1
	F	0	0	0	0	0	0	0	0	0	0	1
Arson	M	0	0	0	0	0	0	0	0	0	0	0
	F	0	0	0	0	0	0	0	0	0	0	0
Forgery & Counterfeiting	M	0	0	0	0	0	0	0	0	0	0	0
	F	0	0	0	0	0	0	0	0	0	0	0
Fraud	M	0	0	0	0	0	0	0	0	0	0	0
	F	0	0	0	0	0	0	0	0	0	0	0
Embezzlement	M	0	0	0	0	0	0	0	0	0	0	0
	F	0	0	0	0	0	0	0	0	0	0	0
Stolen Property-Buy, Possess, Receive	M	0	0	0	0	0	0	0	0	0	0	0
	F	0	1	0	0	0	0	0	0	0	1	1
Vandalism	M	0	0	0	0	0	0	0	0	0	0	0
	F	0	0	0	0	0	0	0	0	0	0	0
Weapons-carrying, possession, etc.	M	0	0	0	0	0	0	0	0	0	0	0
	F	0	0	0	0	0	0	0	0	0	0	0
Prostitution & Commercialized Vice	M	0	0	0	0	0	0	0	0	0	0	0
	F	0	0	0	0	0	0	0	0	0	0	0
Other Sex Offenses	M	0	0	0	0	0	0	0	0	0	0	0
	F	0	0	0	0	0	0	0	0	0	0	0
Drug Abuse Violations	M	6	1	1	0	4	2	2	0	0	24	26
	F	1	1	1	1	1	2	0	0	0	7	7
Gambling	M	0	0	0	0	0	0	0	0	0	0	0
	F	0	0	0	0	0	0	0	0	0	0	0
Offenses Against Family & Children	M	0	2	0	0	0	0	0	0	0	2	5
	F	0	0	0	0	0	0	0	0	0	0	2
Driving Under the Influence	M	7	2	2	0	4	4	0	4	0	28	30
	F	1	0	0	0	1	0	2	0	0	4	4
Liquor Laws	M	0	0	0	1	1	0	0	0	0	3	9
	F	0	0	0	0	0	0	0	0	0	1	1
Drunkenness	M	1	1	1	0	0	0	0	0	0	3	3
	F	0	0	0	0	0	0	0	1	0	1	1
Disorderly Conduct	M	2	0	3	0	2	0	0	0	0	9	9
	F	1	0	0	0	0	0	1	0	0	2	2
Vagrancy	M	0	0	0	0	0	0	0	0	0	0	0
	F	0	0	0	0	0	0	0	0	0	0	0
All Other Offenses (except Traffic)	M	3	2	1	1	3	6	1	0	0	28	36
	F	2	1	2	0	1	1	0	1	0	8	9
Suspicion	M	0	0	0	0	0	0	0	0	0	0	0
	F	0	0	0	0	0	0	0	0	0	0	0
Curfew and Loitering Law Violations	M	0	0	0	0	0	0	0	0	0	0	2
	F	0	0	0	0	0	0	0	0	0	0	2
Runaway	M	0	0	0	0	0	0	0	0	0	0	2
	F	0	0	0	0	0	0	0	0	0	0	3
GRAND TOTAL		31	17	17	6	18	20	7	6	1	165	204

Arrests by Offense and Age

Lander Co SO

OFFENSE	9 &															
	SEX	Under	10 -12	13-14	15	16	17	Total <18	18	19	20	21	22	23	24	
Murder	M	0	0	0	0	0	0	0	0	0	0	0	0	0	0	
	F	0	0	0	0	0	0	0	0	0	0	0	0	0	0	
Manslaughter by Negligence	M	0	0	0	0	0	0	0	0	0	0	0	0	0	0	
	F	0	0	0	0	0	0	0	0	0	0	0	0	0	0	
Forcible Rape	M	0	0	0	0	0	0	0	0	0	0	0	0	0	0	
	F	0	0	0	0	0	0	0	0	0	0	0	0	0	0	
Robbery	M	0	0	0	0	0	0	0	0	0	0	0	0	0	0	
	F	0	0	0	0	0	0	0	0	0	0	0	0	0	0	
Aggravated Assault	M	0	0	0	0	0	1	1	0	0	1	0	0	1	0	
	F	0	0	0	0	0	0	0	0	0	0	0	0	1	0	
Other Assaults	M	0	0	0	1	0	0	1	0	1	0	1	1	0	0	
	F	0	0	0	0	0	0	0	0	0	0	1	0	0	0	
Burglary	M	0	0	2	2	2	0	6	0	0	0	0	0	0	0	
	F	0	0	1	0	0	0	1	0	0	0	0	0	0	0	
Larceny--Theft	M	0	0	0	0	0	0	0	0	0	0	0	0	0	0	
	F	0	0	0	0	0	0	0	0	0	0	0	0	0	0	
Motor Vehicle Theft	M	0	0	0	0	0	0	0	0	0	1	0	0	0	0	
	F	0	0	0	0	0	0	0	0	0	0	0	0	0	0	
Arson	M	0	0	0	0	0	0	0	0	0	0	0	0	0	0	
	F	0	0	0	0	0	0	0	0	0	0	0	0	0	0	
Forgery & Counterfeiting	M	0	0	0	0	0	0	0	0	0	0	0	0	0	0	
	F	0	0	0	0	0	0	0	0	0	0	0	0	0	0	
Fraud	M	0	0	0	0	0	0	0	0	0	0	0	0	0	0	
	F	0	0	0	0	0	0	0	0	0	0	0	0	0	0	
Embezzlement	M	0	0	0	0	0	0	0	0	0	0	0	0	0	0	
	F	0	0	0	0	0	0	0	0	0	0	0	0	0	0	
Stolen Property-Buy, Possess, Receive	M	0	0	0	0	0	0	0	0	0	0	0	0	0	0	
	F	0	0	0	0	0	0	0	0	0	0	0	0	0	0	
Vandalism	M	0	0	0	0	0	0	0	0	0	0	0	0	0	0	
	F	0	0	0	0	0	0	0	0	0	0	0	0	0	0	
Weapons-carrying, possession, etc.	M	0	0	0	0	0	0	0	1	0	0	0	0	1	0	
	F	0	0	0	0	0	0	0	0	0	0	0	0	0	0	
Prostitution & Commercialized Vice	M	0	0	0	0	0	0	0	0	0	0	0	0	0	0	
	F	0	0	0	0	0	0	0	0	0	0	0	0	0	0	
Other Sex Offenses	M	0	0	0	0	0	0	0	0	0	0	0	0	0	0	
	F	0	0	0	0	0	0	0	0	0	0	0	0	0	0	
Drug Abuse Violations	M	0	0	0	0	0	0	0	0	0	0	0	0	0	0	
	F	0	0	0	0	0	0	0	0	0	0	0	0	0	0	
Gambling	M	0	0	0	0	0	0	0	0	0	0	0	0	0	0	
	F	0	0	0	0	0	0	0	0	0	0	0	0	0	0	
Offenses Against Family & Children	M	0	0	0	0	0	0	0	1	0	2	0	0	0	0	
	F	0	0	0	0	0	0	0	0	0	0	0	0	0	0	
Driving Under the Influence	M	0	0	0	0	0	1	1	0	0	0	4	0	0	0	
	F	0	0	0	0	0	0	0	1	1	0	0	0	0	0	
Liquor Laws	M	0	0	0	0	0	0	0	0	0	0	0	0	0	0	
	F	0	0	0	0	0	0	0	0	0	0	0	0	0	0	
Drunkenness	M	0	0	0	0	0	0	0	0	0	0	0	0	0	0	
	F	0	0	0	0	0	0	0	0	0	0	0	0	0	0	
Disorderly Conduct	M	0	0	0	0	0	0	0	0	0	0	0	0	0	0	
	F	0	0	0	0	0	0	0	0	0	0	0	0	0	0	
Vagrancy	M	0	0	0	0	0	0	0	0	0	0	0	0	0	0	
	F	0	0	0	0	0	0	0	0	0	0	0	0	0	0	
All Other Offenses (except Traffic)	M	0	0	0	0	0	0	0	0	1	0	2	2	1	0	
	F	0	0	0	0	1	0	1	0	0	0	0	0	0	1	
Suspicion	M	0	0	0	0	0	0	0	0	0	0	0	0	0	0	
	F	0	0	0	0	0	0	0	0	0	0	0	0	0	0	
Curfew and Loitering Law Violations	M	0	0	0	0	0	0	0	0	0	0	0	0	0	0	
	F	0	0	0	0	0	0	0	0	0	0	0	0	0	0	
Runaway	M	0	0	0	0	0	0	0	0	0	0	0	0	0	0	
	F	0	0	0	1	0	0	1	0	0	0	0	0	0	0	
GRAND TOTAL		0	0	3	4	3	2	12	3	3	4	8	3	4	1	

Arrests by Offense and Age

Lander Co SO

OFFENSE	SEX	over									Total >18	Grand Total
		25-29	30-34	35-39	40-44	45-49	50-54	55-59	60-64	64		
Murder	M	0	0	0	0	0	0	0	0	0	0	0
	F	0	0	0	0	0	0	0	0	0	0	0
Manslaughter by Negligence	M	0	0	0	0	0	0	0	0	0	0	0
	F	0	0	0	0	0	0	0	0	0	0	0
Forcible Rape	M	0	0	0	0	0	0	0	0	0	0	0
	F	0	0	0	0	0	0	0	0	0	0	0
Robbery	M	0	0	0	0	0	0	0	0	0	0	0
	F	0	0	0	0	0	0	0	0	0	0	0
Aggravated Assault	M	2	0	0	0	1	0	0	0	0	5	6
	F	0	1	0	0	0	0	0	0	0	2	2
Other Assaults	M	1	3	2	2	5	1	0	0	0	17	18
	F	1	1	0	2	0	3	0	0	0	8	8
Burglary	M	1	1	0	1	0	0	0	0	0	3	9
	F	0	1	0	0	0	0	0	0	0	1	2
Larceny--Theft	M	0	0	0	0	0	0	0	0	0	0	0
	F	0	0	0	0	0	0	0	0	0	0	0
Motor Vehicle Theft	M	0	0	0	0	0	0	0	0	0	1	1
	F	0	0	0	0	0	0	0	0	0	0	0
Arson	M	0	0	0	0	0	0	0	0	0	0	0
	F	0	0	0	0	0	0	0	0	0	0	0
Forgery & Counterfeiting	M	0	0	0	0	0	0	0	0	0	0	0
	F	0	0	0	0	0	0	0	0	0	0	0
Fraud	M	0	0	0	0	0	1	0	0	0	1	1
	F	0	0	0	0	0	0	0	0	0	0	0
Embezzlement	M	0	0	0	0	0	0	0	0	0	0	0
	F	0	0	0	0	0	0	0	0	0	0	0
Stolen Property-Buy, Possess, Receive	M	0	0	0	0	0	0	0	0	0	0	0
	F	0	0	0	0	0	0	0	0	0	0	0
Vandalism	M	0	0	0	0	1	0	0	0	0	1	1
	F	0	0	0	0	0	0	0	0	0	0	0
Weapons-carrying, possession, etc.	M	0	2	1	0	0	0	0	0	0	5	5
	F	0	0	0	0	0	0	0	0	0	0	0
Prostitution & Commercialized Vice	M	0	0	0	0	0	0	0	0	0	0	0
	F	0	0	0	0	0	0	0	0	0	0	0
Other Sex Offenses	M	0	0	0	0	0	0	0	0	0	0	0
	F	0	0	0	0	0	0	0	0	0	0	0
Drug Abuse Violations	M	0	0	0	0	0	0	0	0	0	0	0
	F	0	0	0	0	0	0	0	0	0	0	0
Gambling	M	0	0	0	0	0	0	0	0	0	0	0
	F	0	0	0	0	0	0	0	0	0	0	0
Offenses Against Family & Children	M	0	0	0	0	0	0	0	0	0	3	3
	F	0	0	0	0	0	0	0	0	0	0	0
Driving Under the Influence	M	1	5	4	2	3	1	1	0	3	24	25
	F	0	1	1	2	2	0	0	1	0	9	9
Liquor Laws	M	0	0	0	0	0	0	0	0	0	0	0
	F	0	0	0	0	0	0	0	0	0	0	0
Drunkenness	M	0	0	0	0	0	0	0	0	0	0	0
	F	0	0	0	0	0	0	0	0	0	0	0
Disorderly Conduct	M	0	0	0	0	0	0	0	0	0	0	0
	F	0	0	0	0	1	2	0	0	0	3	3
Vagrancy	M	0	0	0	0	0	0	0	0	0	0	0
	F	0	0	0	0	0	0	0	0	0	0	0
All Other Offenses (except Traffic)	M	2	2	0	2	1	0	1	0	0	14	14
	F	0	2	0	0	0	1	1	0	0	5	6
Suspicion	M	0	0	0	0	0	0	0	0	0	0	0
	F	0	0	0	0	0	0	0	0	0	0	0
Curfew and Loitering Law Violations	M	0	0	0	0	0	0	0	0	0	0	0
	F	0	0	0	0	0	0	0	0	0	0	0
Runaway	M	0	0	0	0	0	0	0	0	0	0	0
	F	0	0	0	0	0	0	0	0	0	0	1
GRAND TOTAL		8	19	8	11	14	9	3	1	3	102	114

Arrests by Offense and Age

Las Vegas Metro PD

OFFENSE																
	SEX	9 & Under	10 -12	13-14	15	16	17	Total <18	18	19	20	21	22	23	24	
Murder	M	0	0	0	1	0	1	2	2	3	3	2	1	1	0	
	F	0	0	0	0	0	1	1	0	0	0	0	0	1	1	
Manslaughter by Negligence	M	0	0	0	0	0	0	0	0	1	0	1	1	2	0	
	F	0	0	0	0	0	0	0	0	0	0	0	0	0	0	
Forcible Rape	M	0	2	1	1	1	2	7	2	2	3	5	1	3	4	
	F	0	0	0	0	0	0	0	0	0	0	0	0	0	0	
Robbery	M	0	3	17	25	39	54	138	54	59	44	38	54	42	36	
	F	0	0	4	7	8	7	26	12	14	5	10	12	13	11	
Aggravated Assault	M	2	14	37	26	34	48	161	37	47	68	82	77	65	64	
	F	0	2	11	12	12	16	53	9	25	28	27	33	32	26	
Other Assaults	M	1	38	116	107	128	105	495	152	149	160	244	280	255	265	
	F	1	27	102	90	70	87	377	68	91	122	157	180	148	156	
Burglary	M	0	9	38	34	34	32	147	57	60	39	40	33	27	28	
	F	0	3	7	3	3	2	18	6	9	6	11	11	9	4	
Larceny--Theft	M	2	31	160	98	159	146	596	153	180	146	136	113	145	144	
	F	3	26	92	88	115	148	472	151	136	127	113	109	106	92	
Motor Vehicle Theft	M	0	1	10	7	6	13	37	22	8	13	12	7	9	7	
	F	0	0	2	1	1	3	7	3	1	5	4	2	0	2	
Arson	M	0	0	1	0	0	0	1	2	1	0	0	0	0	0	
	F	0	0	0	0	0	0	0	0	0	0	0	0	0	0	
Forgery & Counterfeiting	M	0	0	0	0	1	1	2	3	8	9	13	15	22	11	
	F	0	0	0	0	0	0	0	2	5	10	16	10	6	8	
Fraud	M	0	0	1	5	5	4	15	13	11	13	18	22	22	26	
	F	0	0	3	1	2	2	8	5	12	14	9	4	7	7	
Embezzlement	M	0	0	0	0	0	2	2	4	3	10	13	10	8	7	
	F	0	0	0	0	0	0	0	2	4	6	10	11	6	6	
Stolen Property-Buy, Possess, Receive	M	0	0	6	5	17	22	50	27	27	28	19	28	25	18	
	F	0	0	0	1	3	1	5	2	8	5	11	6	7	6	
Vandalism	M	6	18	89	75	97	101	386	56	43	39	41	24	20	23	
	F	1	2	8	9	4	4	28	4	5	7	4	4	1	7	
Weapons-carrying, possession, etc.	M	0	1	9	5	17	23	55	32	33	41	39	35	30	38	
	F	0	0	1	1	1	3	6	7	4	2	4	4	1	3	
Prostitution & Commercialized Vice	M	0	0	0	0	1	2	3	10	12	18	28	28	21	28	
	F	0	0	3	10	11	22	46	144	199	253	279	232	242	218	
Other Sex Offenses	M	0	8	12	4	7	8	39	10	11	17	25	18	25	24	
	F	0	0	0	1	2	0	3	5	2	2	4	2	4	3	
Drug Abuse Violations	M	0	0	32	54	112	185	383	329	351	390	420	396	343	369	
	F	0	0	4	10	19	24	57	50	68	86	90	83	103	86	
Gambling	M	0	0	0	1	0	0	1	1	1	1	0	0	0	0	
	F	0	0	0	0	0	0	0	2	0	1	0	0	0	0	
Offenses Against Family & Children	M	0	0	0	0	0	0	0	1	1	4	3	5	4	1	
	F	0	0	1	0	0	2	3	1	5	2	6	5	10	10	
Driving Under the Influence	M	0	0	3	4	8	16	31	69	128	139	223	206	219	222	
	F	0	0	0	0	2	7	9	23	41	47	90	94	100	81	
Liquor Laws	M	0	3	22	38	90	149	302	214	231	226	58	53	41	24	
	F	0	1	16	32	34	64	147	81	63	56	12	7	9	8	
Drunkenness	M	0	0	0	0	0	0	0	0	0	0	0	0	0	0	
	F	0	0	0	0	0	0	0	0	0	0	0	0	0	0	
Disorderly Conduct	M	0	0	3	2	2	9	16	18	14	20	60	45	44	35	
	F	0	0	1	1	1	2	5	3	3	4	7	8	2	10	
Vagrancy	M	0	0	0	4	0	5	9	24	34	35	11	23	16	13	
	F	0	0	0	0	2	1	3	68	81	89	0	1	2	0	
All Other Offenses (except Traffic)	M	1	11	83	136	207	221	659	423	612	610	677	647	624	638	
	F	0	2	33	59	52	76	222	158	306	403	481	578	502	427	
Suspicion	M	0	0	0	0	0	0	0	0	0	0	0	0	0	0	
	F	0	0	0	0	0	0	0	0	0	0	0	0	0	0	
Curfew and Loitering Law Violations	M	0	15	115	141	199	256	726	0	0	0	0	0	0	0	
	F	0	6	58	78	82	100	324	0	0	0	0	0	0	0	
Runaway	M	0	0	0	0	0	0	0	0	0	0	0	0	0	0	
	F	0	0	0	0	0	0	0	0	0	0	0	0	0	0	
GRAND TOTAL		17	223	1,101	1,177	1,588	1,977	6,083	2,521	3,112	3,356	3,553	3,518	3,324	3,197	

Arrests by Offense and Age

Las Vegas Metro PD

OFFENSE	over										Total >18	Grand Total
	SEX	25-29	30-34	35-39	40-44	45-49	50-54	55-59	60-64	64		
Murder	M	12	15	3	3	3	1	0	4	1	54	56
	F	5	3	1	0	1	1	1	0	0	14	15
Manslaughter by Negligence	M	0	0	0	2	0	1	0	0	2	10	10
	F	1	1	0	1	0	0	0	0	0	3	3
Forcible Rape	M	20	27	16	10	7	2	1	1	1	105	112
	F	0	0	0	0	0	0	0	0	0	0	0
Robbery	M	139	107	67	55	41	30	10	3	3	782	920
	F	31	22	11	7	16	6	1	0	1	172	198
Aggravated Assault	M	334	267	225	190	152	128	76	35	29	1,876	2,037
	F	146	119	87	90	70	38	22	9	8	769	822
Other Assaults	M	1,272	1,005	652	613	483	355	203	87	80	6,255	6,750
	F	564	407	292	243	199	130	74	27	13	2,871	3,248
Burglary	M	127	121	62	72	51	41	15	2	5	780	927
	F	36	32	12	18	10	7	0	3	0	174	192
Larceny--Theft	M	490	464	336	364	354	275	167	50	47	3,564	4,160
	F	379	326	217	210	180	106	47	24	16	2,339	2,811
Motor Vehicle Theft	M	51	31	23	12	16	8	2	2	0	223	260
	F	15	13	4	4	0	1	0	0	0	54	61
Arson	M	0	0	0	3	0	0	0	0	0	6	7
	F	0	0	0	0	0	0	0	0	0	0	0
Forgery & Counterfeiting	M	70	59	43	41	27	29	10	2	6	368	370
	F	61	37	23	32	17	6	3	2	0	238	238
Fraud	M	90	89	65	73	60	40	25	20	4	591	606
	F	61	34	23	21	30	17	9	7	1	261	269
Embezzlement	M	21	21	18	14	7	7	3	2	1	149	151
	F	30	18	11	14	7	6	3	2	2	138	138
Stolen Property-Buy, Possess, Receive	M	146	106	79	65	41	22	8	3	2	644	694
	F	26	21	23	12	8	4	5	0	1	145	150
Vandalism	M	97	72	52	42	43	25	10	9	7	603	989
	F	21	19	11	15	6	9	3	2	1	119	147
Weapons-carrying, possession, etc.	M	178	127	82	66	45	19	16	6	7	794	849
	F	25	11	12	15	2	2	2	1	0	95	101
Prostitution & Commercialized Vice	M	100	81	63	55	52	26	17	8	6	553	556
	F	594	285	143	127	105	69	15	2	4	2,911	2,957
Other Sex Offenses	M	89	91	75	92	81	85	72	36	28	779	818
	F	9	7	6	16	7	7	3	1	0	78	81
Drug Abuse Violations	M	1,497	1,151	812	626	477	336	148	43	29	7,717	8,100
	F	340	281	148	151	105	66	21	4	1	1,683	1,740
Gambling	M	1	0	0	0	2	0	0	1	0	7	8
	F	0	0	0	0	0	0	0	0	0	3	3
Offenses Against Family & Children	M	27	19	8	15	7	3	3	0	3	104	104
	F	32	34	21	13	9	5	1	1	1	156	159
Driving Under the Influence	M	1,050	863	616	538	465	355	211	115	114	5,533	5,564
	F	403	311	188	152	122	105	75	30	28	1,890	1,899
Liquor Laws	M	177	203	181	301	332	353	280	140	68	2,882	3,184
	F	29	31	37	47	46	41	25	7	4	503	650
Drunkenness	M	0	0	0	0	0	1	0	0	0	1	1
	F	0	0	0	0	0	0	0	0	0	0	0
Disorderly Conduct	M	155	119	68	50	49	46	24	15	1	763	779
	F	37	20	18	18	6	10	8	0	0	154	159
Vagrancy	M	79	123	102	153	174	210	171	62	46	1,276	1,285
	F	18	21	16	19	22	18	5	0	1	361	364
All Other Offenses (except Traffic)	M	3,252	2,913	2,166	2,301	2,094	1,757	1,034	420	291	20,459	21,118
	F	1,662	1,022	592	654	463	330	126	63	18	7,785	8,007
Suspicion	M	0	0	0	0	0	0	0	0	0	0	0
	F	0	0	0	0	0	0	0	0	0	0	0
Curfew and Loitering Law Violations	M	0	0	0	0	0	0	0	0	0	0	726
	F	0	0	0	0	0	0	0	0	0	0	324
Runaway	M	0	0	0	0	0	0	0	0	0	0	0
	F	0	0	0	0	0	0	0	0	0	0	0
GRAND TOTAL		13,999	11,149	7,710	7,635	6,494	5,139	2,955	1,251	881	79,794	85,877

Arrests by Offense and Age

Lincoln Co SO

OFFENSE	9 &								Total <18								
	SEX	Under	10 -12	13-14	15	16	17	18		19	20	21	22	23	24		
Murder	M	0	0	0	0	0	0	0	0	0	0	0	0	0	0		
	F	0	0	0	0	0	0	0	0	0	0	0	0	0	0		
Manslaughter by Negligence	M	0	0	0	0	0	0	0	0	0	0	0	0	0	0		
	F	0	0	0	0	0	0	0	0	0	0	0	0	0	0		
Forcible Rape	M	0	0	0	0	0	0	0	0	0	0	0	0	0	0		
	F	0	0	0	0	0	0	0	0	0	0	0	0	0	0		
Robbery	M	0	0	0	0	0	0	0	0	0	0	0	0	0	0		
	F	0	0	0	0	0	0	0	0	0	0	0	0	0	0		
Aggravated Assault	M	0	0	0	0	0	0	0	0	0	0	0	0	0	1		
	F	0	0	0	0	0	0	0	0	0	0	0	0	0	0		
Other Assaults	M	0	0	0	0	0	0	0	0	2	0	0	0	0	0		
	F	0	0	0	0	0	0	0	1	0	0	0	0	0	1		
Burglary	M	0	0	0	0	0	0	0	0	0	0	0	0	0	0		
	F	0	0	0	0	0	1	1	0	0	0	0	0	0	0		
Larceny--Theft	M	0	0	0	0	0	0	0	0	0	0	0	0	0	0		
	F	0	0	0	0	0	0	0	0	0	0	0	0	0	0		
Motor Vehicle Theft	M	0	0	0	0	0	0	0	0	0	0	0	0	0	0		
	F	0	0	0	0	0	0	0	0	0	0	0	0	0	0		
Arson	M	0	0	0	0	0	0	0	0	0	0	0	0	0	0		
	F	0	0	0	0	0	0	0	0	0	0	0	0	0	0		
Forgery & Counterfeiting	M	0	0	0	0	0	0	0	0	0	0	0	0	0	0		
	F	0	0	0	0	0	0	0	0	0	1	0	0	0	0		
Fraud	M	0	0	0	0	0	0	0	0	0	0	0	0	0	0		
	F	0	0	0	0	0	0	0	0	0	0	0	0	0	0		
Embezzlement	M	0	0	0	0	0	0	0	0	0	0	0	0	0	0		
	F	0	0	0	0	0	0	0	0	0	0	0	0	0	0		
Stolen Property-Buy, Possess, Receive	M	0	0	0	0	0	0	0	0	0	0	0	0	0	0		
	F	0	0	0	0	0	0	0	0	0	0	0	0	0	0		
Vandalism	M	0	0	0	0	0	0	0	0	0	0	0	0	0	0		
	F	0	0	0	0	0	0	0	0	0	0	0	0	0	0		
Weapons-carrying, possession, etc.	M	0	0	0	0	0	0	0	0	0	0	0	0	0	0		
	F	0	0	0	0	0	0	0	0	0	0	0	0	0	0		
Prostitution & Commercialized Vice	M	0	0	0	0	0	0	0	0	0	0	0	0	0	0		
	F	0	0	0	0	0	0	0	0	0	0	0	0	0	0		
Other Sex Offenses	M	0	0	0	0	0	0	0	0	0	0	0	0	0	0		
	F	0	0	0	0	0	0	0	0	0	0	0	0	0	0		
Drug Abuse Violations	M	0	0	0	0	0	0	0	1	2	2	1	1	1	0		
	F	0	0	0	0	0	0	0	0	0	0	0	1	1	0		
Gambling	M	0	0	0	0	0	0	0	0	0	0	0	0	0	0		
	F	0	0	0	0	0	0	0	0	0	0	0	0	0	0		
Offenses Against Family & Children	M	0	0	0	0	0	0	0	0	0	0	0	0	0	0		
	F	0	0	0	0	0	0	0	0	0	0	0	0	0	0		
Driving Under the Influence	M	0	0	0	0	0	0	0	0	0	0	0	0	0	0		
	F	0	0	0	0	0	0	0	0	0	0	0	0	0	0		
Liquor Laws	M	0	0	0	0	0	0	0	0	0	0	1	0	0	0		
	F	0	0	0	0	0	0	0	1	0	0	0	0	0	0		
Drunkenness	M	0	0	0	0	0	0	0	0	0	0	0	0	0	0		
	F	0	0	0	0	0	0	0	0	0	0	0	0	0	0		
Disorderly Conduct	M	0	0	0	0	0	0	0	0	0	0	1	0	0	0		
	F	0	0	0	0	0	0	0	0	0	0	0	0	0	0		
Vagrancy	M	0	0	0	0	0	0	0	0	0	0	0	0	0	0		
	F	0	0	0	0	0	0	0	0	0	0	0	0	0	0		
All Other Offenses (except Traffic)	M	0	0	0	0	0	0	0	1	0	0	0	0	0	0		
	F	0	0	0	0	0	0	0	0	1	0	0	0	0	0		
Suspicion	M	0	0	0	0	0	0	0	0	0	0	0	0	0	0		
	F	0	0	0	0	0	0	0	0	0	0	0	0	0	0		
Curfew and Loitering Law Violations	M	0	0	0	0	0	0	0	0	0	0	0	0	0	0		
	F	0	0	0	0	0	0	0	0	0	0	0	0	0	0		
Runaway	M	0	0	0	0	0	0	0	0	0	0	0	0	0	0		
	F	0	0	0	0	0	0	0	0	0	0	0	0	0	0		
GRAND TOTAL		0	0	0	0	0	1	1	4	5	2	4	2	2	2		

Arrests by Offense and Age

Lincoln Co SO

OFFENSE	SEX	over									Total >18	Grand Total
		25-29	30-34	35-39	40-44	45-49	50-54	55-59	60-64	64		
Murder	M	0	0	0	0	0	0	0	0	0	0	0
	F	0	0	0	0	0	0	0	0	0	0	0
Manslaughter by Negligence	M	0	0	0	0	0	0	0	0	0	0	0
	F	0	0	0	0	0	0	0	0	0	0	0
Forcible Rape	M	0	0	0	0	0	0	0	0	0	0	0
	F	0	0	0	0	0	0	0	0	0	0	0
Robbery	M	0	0	0	0	0	0	0	0	0	0	0
	F	0	0	0	0	0	0	0	0	0	0	0
Aggravated Assault	M	0	1	0	0	0	1	0	0	0	3	3
	F	0	0	0	0	0	0	0	0	0	0	0
Other Assaults	M	3	2	1	2	2	2	0	1	0	15	15
	F	0	0	0	2	0	0	0	0	0	4	4
Burglary	M	1	2	1	1	0	0	0	0	0	5	5
	F	0	1	2	1	0	0	0	0	0	4	5
Larceny--Theft	M	1	0	0	1	0	0	0	0	0	2	2
	F	0	0	1	0	0	0	0	1	0	2	2
Motor Vehicle Theft	M	0	0	0	0	0	0	0	0	0	0	0
	F	0	0	0	0	0	0	0	0	0	0	0
Arson	M	0	0	0	0	0	0	0	0	0	0	0
	F	0	0	0	0	0	0	0	0	0	0	0
Forgery & Counterfeiting	M	0	0	0	0	0	0	0	0	0	0	0
	F	0	0	0	0	0	0	0	0	0	1	1
Fraud	M	0	0	0	0	0	1	0	0	0	1	1
	F	0	0	1	0	0	1	0	0	0	2	2
Embezzlement	M	0	0	0	0	0	0	0	0	0	0	0
	F	0	0	0	0	0	0	0	0	0	0	0
Stolen Property-Buy, Possess, Receive	M	0	0	0	0	0	1	0	1	0	2	2
	F	0	0	0	0	1	0	0	0	0	1	1
Vandalism	M	0	0	0	0	0	0	0	1	0	1	1
	F	0	0	0	1	0	0	0	0	0	1	1
Weapons-carrying, possession, etc.	M	0	0	0	0	1	0	0	0	0	1	1
	F	0	0	0	0	0	0	0	0	0	0	0
Prostitution & Commercialized Vice	M	0	0	0	0	0	0	0	0	0	0	0
	F	0	0	0	0	0	0	0	0	0	0	0
Other Sex Offenses	M	0	0	0	1	0	1	0	0	0	2	2
	F	0	0	0	0	0	0	0	0	0	0	0
Drug Abuse Violations	M	4	0	2	1	1	1	2	0	0	19	19
	F	1	0	1	0	1	0	0	0	0	5	5
Gambling	M	0	0	0	0	0	0	0	0	0	0	0
	F	0	0	0	0	0	0	0	0	0	0	0
Offenses Against Family & Children	M	0	0	0	0	1	0	0	0	0	1	1
	F	0	0	0	0	0	0	0	0	0	0	0
Driving Under the Influence	M	0	0	1	3	0	0	1	0	1	6	6
	F	0	1	0	1	1	0	0	0	0	3	3
Liquor Laws	M	0	0	0	0	0	0	0	0	0	1	1
	F	0	0	0	0	0	0	0	0	0	1	1
Drunkenness	M	0	0	0	0	0	0	0	0	0	0	0
	F	0	0	0	0	0	0	0	0	0	0	0
Disorderly Conduct	M	2	1	1	1	0	0	0	0	0	6	6
	F	0	0	0	2	0	0	1	0	0	3	3
Vagrancy	M	0	0	0	0	0	0	0	0	0	0	0
	F	0	0	0	0	0	0	0	0	0	0	0
All Other Offenses (except Traffic)	M	1	0	0	0	1	0	0	0	0	3	3
	F	0	2	0	2	0	0	0	0	0	5	5
Suspicion	M	0	0	0	0	0	0	0	0	0	0	0
	F	0	0	0	0	0	0	0	0	0	0	0
Curfew and Loitering Law Violations	M	0	0	0	0	0	0	0	0	0	0	0
	F	0	0	0	0	0	0	0	0	0	0	0
Runaway	M	0	0	0	0	0	0	0	0	0	0	0
	F	0	0	0	0	0	0	0	0	0	0	0
GRAND TOTAL		13	10	11	19	9	8	4	4	1	100	101

Arrests by Offense and Age

Lovelock PD

OFFENSE	9 & Total <18															
	SEX	Under	10 -12	13-14	15	16	17		18	19	20	21	22	23	24	
Murder	M	0	0	0	0	0	0	0	0	0	0	0	0	0	0	
	F	0	0	0	0	0	0	0	0	0	0	0	0	0	0	
Manslaughter by Negligence	M	0	0	0	0	0	0	0	0	0	0	0	0	0	0	
	F	0	0	0	0	0	0	0	0	0	0	0	0	0	0	
Forcible Rape	M	0	0	0	0	0	0	0	0	0	0	0	0	0	0	
	F	0	0	0	0	0	0	0	0	0	0	0	0	0	0	
Robbery	M	0	0	0	0	0	0	0	0	0	0	0	0	0	0	
	F	0	0	0	0	0	0	0	0	0	0	0	0	0	0	
Aggravated Assault	M	0	0	1	0	1	0	2	0	0	0	0	0	0	0	
	F	0	0	0	0	0	0	0	0	2	0	0	0	0	0	
Other Assaults	M	0	0	1	0	1	0	2	0	0	0	2	0	0	0	
	F	0	0	1	0	0	1	2	0	0	0	0	0	0	0	
Burglary	M	0	0	0	0	0	0	0	2	0	2	0	0	0	0	
	F	0	0	0	0	0	0	0	0	0	0	0	0	0	0	
Larceny--Theft	M	1	0	1	1	0	0	3	0	0	0	0	0	0	0	
	F	1	2	0	0	0	0	3	0	0	0	0	0	0	0	
Motor Vehicle Theft	M	0	0	0	0	0	0	0	0	0	0	0	0	0	0	
	F	0	0	0	0	0	0	0	0	0	0	0	0	0	0	
Arson	M	0	0	0	0	0	0	0	0	0	0	0	0	0	0	
	F	0	0	0	0	0	0	0	0	0	0	0	0	0	0	
Forgery & Counterfeiting	M	0	0	0	0	0	0	0	0	0	0	0	0	0	0	
	F	0	0	0	0	0	0	0	0	0	0	0	0	0	0	
Fraud	M	0	0	0	0	0	0	0	0	0	0	0	0	0	0	
	F	0	0	0	0	0	0	0	0	0	0	0	0	0	0	
Embezzlement	M	0	0	0	0	0	0	0	0	0	0	0	0	0	0	
	F	0	0	0	0	0	0	0	0	0	0	0	0	0	0	
Stolen Property-Buy, Possess, Receive	M	0	0	0	0	0	0	0	0	0	0	0	0	0	0	
	F	0	0	0	0	0	0	0	0	0	0	0	0	0	0	
Vandalism	M	0	0	0	0	0	0	0	0	0	0	0	0	0	0	
	F	0	0	0	0	0	0	0	0	0	0	0	0	0	0	
Weapons-carrying, possession, etc.	M	0	0	0	0	0	0	0	0	0	0	0	0	0	0	
	F	0	0	0	0	0	0	0	0	0	0	0	0	0	0	
Prostitution & Commercialized Vice	M	0	0	0	0	0	0	0	0	0	0	0	0	0	0	
	F	0	0	0	0	0	0	0	0	0	0	0	0	0	0	
Other Sex Offenses	M	0	0	0	0	0	0	0	0	0	0	0	0	0	0	
	F	0	0	0	0	0	0	0	0	0	0	0	0	0	0	
Drug Abuse Violations	M	0	0	0	0	0	0	0	0	0	0	0	0	0	0	
	F	0	0	0	0	0	0	0	0	0	0	0	0	0	0	
Gambling	M	0	0	0	0	0	0	0	0	0	0	0	0	0	0	
	F	0	0	0	0	0	0	0	0	0	0	0	0	0	0	
Offenses Against Family & Children	M	0	0	0	0	0	0	0	0	0	0	0	0	0	0	
	F	0	0	0	0	0	0	0	0	2	0	0	0	0	0	
Driving Under the Influence	M	0	0	0	0	0	0	0	0	0	0	0	0	0	0	
	F	0	0	0	0	0	0	0	0	0	0	0	0	0	0	
Liquor Laws	M	0	0	0	0	1	8	9	11	2	4	0	0	0	0	
	F	0	0	1	2	0	1	4	2	0	6	0	0	0	0	
Drunkenness	M	0	0	0	0	0	0	0	0	0	0	0	0	0	0	
	F	0	0	0	0	0	0	0	0	0	0	0	0	0	0	
Disorderly Conduct	M	0	0	0	0	0	0	0	0	2	0	0	0	0	0	
	F	0	0	0	0	0	0	0	0	0	0	0	0	0	0	
Vagrancy	M	0	0	0	0	0	0	0	0	0	0	0	0	0	0	
	F	0	0	0	0	0	0	0	0	0	0	0	0	0	0	
All Other Offenses (except Traffic)	M	0	0	0	0	0	1	1	1	2	2	2	1	0	0	
	F	0	0	0	1	0	0	1	0	0	1	4	2	0	0	
Suspicion	M	0	0	0	0	0	0	0	0	0	0	0	0	0	0	
	F	0	0	0	0	0	0	0	0	0	0	0	0	0	0	
Curfew and Loitering Law Violations	M	0	0	0	0	0	0	0	0	0	0	0	0	0	0	
	F	0	0	0	0	0	0	0	0	0	0	0	0	0	0	
Runaway	M	0	0	0	0	0	0	0	0	0	0	0	0	0	0	
	F	0	0	0	0	0	0	0	0	0	0	0	0	0	0	
GRAND TOTAL		2	2	5	4	3	11	27	16	10	15	8	3	0	0	

Arrests by Offense and Age

Lovelock PD

OFFENSE	over										Total >18	Grand Total
	SEX	25-29	30-34	35-39	40-44	45-49	50-54	55-59	60-64	64		
Murder	M	0	0	0	0	0	0	0	0	0	0	0
	F	0	0	0	0	0	0	0	0	0	0	0
Manslaughter by Negligence	M	0	0	0	0	0	0	0	0	0	0	0
	F	0	0	0	0	0	0	0	0	0	0	0
Forcible Rape	M	0	0	0	0	0	0	0	0	0	0	0
	F	0	0	0	0	0	0	0	0	0	0	0
Robbery	M	0	0	0	0	0	2	0	0	0	2	2
	F	0	0	0	2	0	0	0	0	0	2	2
Aggravated Assault	M	2	2	4	0	0	0	0	0	0	8	10
	F	0	2	0	2	0	0	0	0	0	6	6
Other Assaults	M	0	0	3	2	0	0	0	0	0	7	9
	F	2	0	0	0	0	0	0	0	0	2	4
Burglary	M	0	0	0	0	2	0	0	0	0	6	6
	F	0	0	0	0	0	0	0	0	0	0	0
Larceny--Theft	M	0	0	0	0	0	0	0	0	0	0	3
	F	0	0	0	0	0	0	0	0	0	0	3
Motor Vehicle Theft	M	0	0	0	0	0	0	0	0	0	0	0
	F	0	0	0	0	0	0	0	0	0	0	0
Arson	M	0	0	0	0	0	0	0	0	0	0	0
	F	0	0	0	0	0	0	0	0	0	0	0
Forgery & Counterfeiting	M	0	0	0	0	0	0	0	0	0	0	0
	F	0	0	0	0	0	0	0	0	0	0	0
Fraud	M	0	0	0	0	0	0	0	0	0	0	0
	F	0	0	0	0	0	0	0	0	0	0	0
Embezzlement	M	0	0	0	0	0	0	0	0	0	0	0
	F	0	0	0	0	0	0	0	0	0	0	0
Stolen Property-Buy, Possess, Receive	M	0	0	0	0	0	0	0	0	0	0	0
	F	0	0	0	0	0	0	0	0	0	0	0
Vandalism	M	0	0	0	0	0	0	0	0	0	0	0
	F	0	0	0	0	0	0	0	0	0	0	0
Weapons-carrying, possession, etc.	M	0	0	0	0	0	0	0	0	0	0	0
	F	0	0	0	0	0	0	0	0	0	0	0
Prostitution & Commercialized Vice	M	0	0	0	0	0	0	0	0	0	0	0
	F	0	0	0	0	0	0	0	0	0	0	0
Other Sex Offenses	M	0	0	0	0	0	0	2	0	0	2	2
	F	0	0	0	0	0	0	0	0	0	0	0
Drug Abuse Violations	M	0	0	3	0	0	0	0	0	0	3	3
	F	0	0	2	0	0	0	0	0	0	2	2
Gambling	M	0	0	0	0	0	0	0	0	0	0	0
	F	0	0	0	0	0	0	0	0	0	0	0
Offenses Against Family & Children	M	0	0	0	0	0	0	0	0	0	0	0
	F	0	0	2	2	0	0	0	0	0	6	6
Driving Under the Influence	M	1	0	2	0	0	0	0	0	0	3	3
	F	0	0	0	0	0	0	0	0	0	0	0
Liquor Laws	M	0	0	0	0	0	0	0	0	0	17	26
	F	0	0	0	0	0	0	0	0	0	8	12
Drunkenness	M	0	0	0	0	0	0	0	0	0	0	0
	F	0	0	0	0	0	0	0	0	0	0	0
Disorderly Conduct	M	2	0	0	0	0	0	0	0	1	5	5
	F	0	0	0	1	0	0	0	0	0	1	1
Vagrancy	M	0	0	0	0	0	0	0	0	0	0	0
	F	0	1	0	0	0	0	0	0	0	1	1
All Other Offenses (except Traffic)	M	6	8	3	0	2	0	0	0	2	29	30
	F	0	6	2	2	0	0	0	0	0	17	18
Suspicion	M	0	0	0	0	0	0	0	0	0	0	0
	F	0	0	0	0	0	0	0	0	0	0	0
Curfew and Loitering Law Violations	M	0	0	0	0	0	0	0	0	0	0	0
	F	0	0	0	0	0	0	0	0	0	0	0
Runaway	M	0	0	0	0	0	0	0	0	0	0	0
	F	0	0	0	0	0	0	0	0	0	0	0
GRAND TOTAL		13	19	21	11	4	2	2	0	3	127	154

Arrests by Offense and Age

Lyon Co SO

OFFENSE									Total <18								
	SEX	9 & Under	10 -12	13-14	15	16	17	18		19	20	21	22	23	24		
Murder	M	0	0	0	0	0	0	0	0	0	0	0	0	0	0	0	
	F	0	0	0	0	0	0	0	0	0	0	0	0	0	0	0	
Manslaughter by Negligence	M	0	0	0	0	0	0	0	0	0	0	0	0	0	0	0	
	F	0	0	0	0	0	0	0	0	0	0	0	0	0	0	0	
Forcible Rape	M	0	0	0	0	0	0	0	0	0	0	0	0	0	0	0	
	F	0	0	0	0	0	0	0	0	0	0	0	0	0	0	0	
Robbery	M	0	0	0	0	0	0	0	0	0	0	2	0	0	0	1	
	F	0	0	0	0	0	0	0	0	0	0	1	0	0	0	0	
Aggravated Assault	M	0	0	0	0	0	0	0	0	0	0	2	1	0	0	0	
	F	0	0	1	1	0	0	2	2	0	0	0	0	0	0	0	
Other Assaults	M	0	0	4	0	1	0	5	5	2	5	1	6	4	2	7	
	F	0	0	0	3	0	2	5	5	3	1	1	4	1	0	1	
Burglary	M	0	0	0	0	0	0	0	0	5	0	2	1	3	2	0	
	F	0	0	0	0	0	0	0	0	1	0	0	1	0	0	1	
Larceny--Theft	M	2	0	2	1	4	4	13	13	0	6	0	5	0	4	2	
	F	0	1	1	3	3	0	8	8	1	1	1	1	1	1	0	
Motor Vehicle Theft	M	0	0	0	0	0	0	0	0	0	0	0	1	0	1	0	
	F	0	0	0	0	0	0	0	0	0	0	0	0	0	0	0	
Arson	M	0	0	0	0	0	0	0	0	0	0	0	0	0	0	0	
	F	0	0	0	0	0	0	0	0	0	0	0	0	0	0	0	
Forgery & Counterfeiting	M	0	0	0	0	0	0	0	0	0	0	0	0	0	0	1	
	F	0	0	0	0	0	0	0	0	0	0	0	0	0	0	0	
Fraud	M	0	0	0	0	0	0	0	0	0	1	0	0	1	0	0	
	F	0	0	0	0	0	0	0	0	0	0	0	0	0	0	1	
Embezzlement	M	0	0	0	0	0	0	0	0	0	0	0	0	0	0	0	
	F	0	0	0	0	0	0	0	0	0	0	0	0	0	0	0	
Stolen Property-Buy, Possess, Receive	M	0	0	0	0	0	0	0	0	0	2	2	1	1	0	1	
	F	0	0	0	0	0	0	0	0	0	0	0	0	0	0	0	
Vandalism	M	0	0	0	0	1	0	1	1	0	1	0	0	1	1	0	
	F	0	0	0	0	0	0	0	0	0	0	0	0	0	0	0	
Weapons-carrying, possession, etc.	M	0	0	1	0	0	0	1	1	0	1	1	0	0	0	0	
	F	0	0	0	1	0	0	1	1	1	0	0	0	0	0	0	
Prostitution & Commercialized Vice	M	0	0	0	0	0	0	0	0	0	0	0	0	0	0	0	
	F	0	0	0	0	0	0	0	0	0	0	0	0	0	0	0	
Other Sex Offenses	M	0	0	0	0	0	0	0	0	0	0	1	1	0	0	2	
	F	0	0	0	0	0	0	0	0	0	0	0	0	0	0	0	
Drug Abuse Violations	M	0	0	1	3	2	4	10	10	10	3	5	10	1	4	3	
	F	0	1	1	1	0	1	4	4	1	3	3	3	0	0	2	
Gambling	M	0	0	0	0	0	0	0	0	0	0	0	0	0	0	0	
	F	0	0	0	0	0	0	0	0	0	0	0	0	0	0	0	
Offenses Against Family & Children	M	0	0	0	0	0	0	0	0	0	1	0	0	0	0	0	
	F	0	0	0	0	0	0	0	0	0	0	0	1	0	0	0	
Driving Under the Influence	M	0	0	0	0	0	0	0	0	2	5	2	2	5	5	5	
	F	0	0	0	1	0	0	1	1	0	0	0	1	1	0	0	
Liquor Laws	M	0	0	1	8	5	11	25	25	15	8	7	3	2	1	0	
	F	0	0	8	2	0	4	14	14	1	1	1	1	0	0	0	
Drunkenness	M	0	0	0	0	0	0	0	0	0	0	0	0	0	0	0	
	F	0	0	0	0	0	0	0	0	0	0	0	0	0	0	0	
Disorderly Conduct	M	0	0	0	0	0	1	1	1	0	0	1	0	2	0	0	
	F	0	0	0	0	0	1	1	1	0	0	0	0	0	0	0	
Vagrancy	M	0	0	0	0	0	0	0	0	0	0	0	0	0	0	0	
	F	0	0	0	0	0	0	0	0	0	0	0	0	0	0	0	
All Other Offenses (except Traffic)	M	0	0	2	1	7	5	15	15	7	17	24	19	21	18	8	
	F	0	0	0	0	1	2	3	3	1	3	3	8	7	3	7	
Suspicion	M	0	0	0	0	0	0	0	0	0	0	0	0	0	0	0	
	F	0	0	0	0	0	0	0	0	0	0	0	0	0	0	0	
Curfew and Loitering Law Violations	M	0	0	4	1	3	2	10	10	0	0	0	0	0	0	0	
	F	0	0	2	0	0	1	3	3	0	0	0	0	0	0	0	
Runaway	M	0	0	0	1	1	0	2	2	0	0	0	0	0	0	0	
	F	0	0	0	0	1	0	1	1	0	0	0	0	0	0	0	
GRAND TOTAL		2	2	28	27	29	38	126	126	50	59	60	70	51	42	42	

Arrests by Offense and Age

Lyon Co SO

OFFENSE	SEX	over									Total >18	Grand Total
		25-29	30-34	35-39	40-44	45-49	50-54	55-59	60-64	64		
Murder	M	2	0	0	0	0	1	0	1	0	4	4
	F	0	0	0	0	0	0	0	0	0	0	0
Manslaughter by Negligence	M	0	0	0	0	1	0	0	0	0	1	1
	F	0	0	0	0	0	0	0	0	0	0	0
Forcible Rape	M	0	0	0	1	0	0	0	0	0	1	1
	F	0	0	0	0	0	0	0	0	0	0	0
Robbery	M	1	3	0	0	1	0	0	0	0	8	8
	F	1	0	0	0	0	0	0	0	0	2	2
Aggravated Assault	M	1	4	2	4	2	3	3	2	1	25	25
	F	0	2	1	1	1	1	0	0	0	6	8
Other Assaults	M	20	21	14	10	7	13	8	3	5	128	133
	F	6	2	7	3	3	2	1	0	3	38	43
Burglary	M	2	9	7	1	1	2	1	0	0	36	36
	F	4	1	0	1	1	1	0	0	0	11	11
Larceny--Theft	M	4	7	1	9	1	6	0	2	0	47	60
	F	4	7	1	6	4	2	2	0	0	32	40
Motor Vehicle Theft	M	1	1	2	0	1	0	0	1	0	8	8
	F	0	0	0	0	0	0	0	0	0	0	0
Arson	M	0	0	0	0	0	0	0	0	0	0	0
	F	0	0	0	0	0	0	0	0	0	0	0
Forgery & Counterfeiting	M	2	0	0	0	0	1	1	0	0	5	5
	F	0	0	0	0	0	0	0	0	0	0	0
Fraud	M	1	2	2	1	0	0	1	0	0	9	9
	F	1	0	0	0	2	0	0	0	0	4	4
Embezzlement	M	0	1	0	0	1	0	0	0	0	2	2
	F	1	0	0	1	0	0	0	0	0	2	2
Stolen Property-Buy, Possess, Receive	M	0	4	2	1	3	1	0	0	0	18	18
	F	1	0	0	0	0	0	0	0	0	1	1
Vandalism	M	0	3	0	0	0	2	0	0	0	8	9
	F	0	0	0	1	1	2	1	0	0	5	5
Weapons-carrying, possession, etc.	M	1	2	1	2	2	0	0	2	0	12	13
	F	0	1	0	0	0	0	0	0	0	2	3
Prostitution & Commercialized Vice	M	0	1	0	0	0	0	0	1	0	2	2
	F	0	0	0	0	0	0	0	0	0	0	0
Other Sex Offenses	M	0	0	0	0	0	0	0	0	0	4	4
	F	0	0	0	0	0	0	0	0	0	0	0
Drug Abuse Violations	M	12	6	3	2	5	3	1	2	0	70	80
	F	5	6	3	2	1	2	1	0	0	32	36
Gambling	M	0	0	0	0	0	0	0	0	0	0	0
	F	0	0	0	0	0	0	0	0	0	0	0
Offenses Against Family & Children	M	2	2	3	0	1	0	0	0	0	9	9
	F	2	0	1	2	1	0	0	0	0	7	7
Driving Under the Influence	M	8	9	9	12	8	12	4	3	7	98	98
	F	3	5	5	2	3	2	1	2	0	25	26
Liquor Laws	M	1	0	0	0	0	1	2	1	0	41	66
	F	0	1	0	2	0	0	1	0	0	8	22
Drunkenness	M	0	0	0	0	0	0	0	0	0	0	0
	F	0	0	0	0	0	0	0	0	0	0	0
Disorderly Conduct	M	2	1	1	0	0	2	2	0	0	11	12
	F	0	1	0	0	0	0	0	0	0	1	2
Vagrancy	M	0	0	0	0	0	0	0	0	0	0	0
	F	0	0	0	0	0	0	0	0	0	0	0
All Other Offenses (except Traffic)	M	54	38	29	21	27	19	14	9	10	335	350
	F	15	27	4	14	13	4	2	2	2	115	118
Suspicion	M	0	0	0	0	0	0	0	0	0	0	0
	F	0	0	0	0	0	0	0	0	0	0	0
Curfew and Loitering Law Violations	M	0	0	0	0	0	0	0	0	0	0	10
	F	0	0	0	0	0	0	0	0	0	0	3
Runaway	M	0	0	0	0	0	0	0	0	0	0	2
	F	0	0	0	0	0	0	0	0	0	0	1
GRAND TOTAL		157	167	98	99	91	82	46	31	28	1,173	1,299

Arrests by Offense and Age

Mesquite PD

OFFENSE									Total <18								
	SEX	9 & Under	10 -12	13-14	15	16	17	18		19	20	21	22	23	24		
Murder	M	0	0	0	0	0	0	0	0	0	0	0	1	0	1	0	
	F																
Manslaughter by Negligence	M	0	0	0	0	0	0	0	0	0	0	0	0	0	0	0	
	F	0	0	0	0	0	0	0	0	0	0	0	0	0	0	0	
Forcible Rape	M	0	1	0	0	0	0	0	1	0	0	0	0	1	0	0	
	F	0	0	0	0	0	0	0	0	0	0	0	0	0	0	0	
Robbery	M	0	0	0	0	0	0	0	0	0	0	0	0	0	0	0	
	F	0	0	0	0	0	0	0	0	0	0	0	0	0	0	0	
Aggravated Assault	M	0	0	0	0	0	0	1	1	0	0	0	0	0	0	0	
	F	0	0	0	0	0	0	0	0	0	0	0	0	0	1	0	
Other Assaults	M	0	0	0	0	2	5	7		1	2	2	3	1	3	0	
	F	0	0	3	4	0	1	8		0	1	1	3	2	0	0	
Burglary	M	0	0	0	0	0	0	0	0	1	1	1	1	0	0	1	
	F	0	0	0	0	2	1	0	3	0	0	0	0	1	0	0	
Larceny--Theft	M	0	2	0	1	1	3	7		1	0	3	1	0	0	0	
	F	0	0	0	1	1	0	2		0	2	1	0	0	1	0	
Motor Vehicle Theft	M	0	0	0	1	0	1	2		0	0	0	0	0	0	0	
	F	0	0	0	0	0	0	0		0	0	0	0	0	0	0	
Arson	M	0	0	0	0	0	0	0		0	0	0	0	0	0	0	
	F	0	0	0	0	0	0	0		0	0	0	0	0	0	0	
Forgery & Counterfeiting	M	0	0	0	0	0	0	0		0	0	0	0	0	0	0	
	F	0	0	0	0	0	0	0		0	0	0	0	0	0	0	
Fraud	M	0	0	0	0	0	0	0		0	0	0	0	0	0	0	
	F	0	0	0	0	0	0	0		0	0	0	0	0	0	0	
Embezzlement	M	0	0	0	0	0	0	0		0	0	0	0	0	0	0	
	F	0	0	0	0	0	0	0		0	0	0	0	0	0	0	
Stolen Property-Buy, Possess, Receive	M	0	0	0	0	1	1	2		0	0	0	0	0	0	0	
	F	0	0	0	0	0	0	0		0	0	0	0	0	0	0	
Vandalism	M	1	1	1	0	1	0	4		2	0	0	0	1	0	0	
	F	0	1	0	0	0	0	1		0	0	0	0	0	0	1	
Weapons-carrying, possession, etc.	M	0	0	0	0	1	0	1		0	0	0	1	1	0	0	
	F	0	0	0	0	0	0	0		0	0	0	0	0	0	0	
Prostitution & Commercialized Vice	M	0	0	0	0	0	0	0		0	0	0	0	0	0	0	
	F	0	0	0	0	0	0	0		0	0	0	0	0	0	0	
Other Sex Offenses	M	0	0	0	0	0	0	0		0	0	0	0	0	0	0	
	F	0	0	0	0	0	0	0		0	0	0	0	0	0	0	
Drug Abuse Violations	M	0	0	0	1	4	5	10		14	16	7	7	8	6	5	
	F	0	0	0	1	2	2	5		3	3	2	0	0	3	3	
Gambling	M	0	0	0	1	1	1	3		8	5	9	0	0	0	0	
	F	0	0	0	0	0	0	0		1	0	4	0	0	0	0	
Offenses Against Family & Children	M	0	0	0	0	0	0	0		0	0	0	0	0	0	0	
	F	0	0	0	0	0	0	0		0	0	0	1	0	0	0	
Driving Under the Influence	M	0	0	0	0	0	0	0		1	2	0	2	3	2	3	
	F	0	0	0	0	0	0	0		0	0	0	1	0	0	0	
Liquor Laws	M	0	0	1	4	5	5	15		10	6	8	2	0	1	0	
	F	0	0	2	2	1	2	7		7	2	4	0	0	0	0	
Drunkenness	M	0	0	0	0	0	0	0		0	0	0	0	0	1	0	
	F	0	0	0	0	0	0	0		0	0	0	0	0	0	1	
Disorderly Conduct	M	0	0	1	0	0	0	1		0	1	1	4	1	2	0	
	F	0	0	1	1	0	0	2		0	0	0	0	0	0	0	
Vagrancy	M	0	0	0	0	0	0	0		0	0	0	0	0	0	0	
	F	0	0	0	0	0	0	0		0	0	0	0	0	0	0	
All Other Offenses (except Traffic)	M	0	0	0	1	0	0	1		1	0	1	1	1	3	3	
	F	0	0	0	1	0	0	1		0	0	2	0	2	1	1	
Suspicion	M	0	0	0	0	0	0	0		0	0	0	0	0	0	0	
	F	0	0	0	0	0	0	0		0	0	0	0	0	0	0	
Curfew and Loitering Law Violations	M	0	0	1	0	2	2	5		0	0	0	0	0	0	0	
	F	0	0	2	8	0	1	11		0	0	0	0	0	0	0	
Runaway	M	0	0	0	0	0	0	0		0	0	0	0	0	0	0	
	F	0	0	0	0	0	0	0		0	0	0	0	0	0	0	
GRAND TOTAL		1	5	12	29	23	30	100		50	41	46	28	22	25	18	

Arrests by Offense and Age

Mesquite PD

OFFENSE	SEX	over									Total >18	Grand Total
		25-29	30-34	35-39	40-44	45-49	50-54	55-59	60-64	64		
Murder	M	1	0	0	0	0	0	0	0	0	3	3
	F	0	0	0	0	0	0	0	0	0	0	0
Manslaughter by Negligence	M	0	0	0	0	0	0	0	0	0	0	0
	F	0	0	0	0	0	0	0	0	0	0	0
Forcible Rape	M	0	1	0	0	0	0	0	0	1	3	4
	F	0	0	0	0	0	0	0	0	0	0	0
Robbery	M	0	0	0	0	0	0	0	0	0	0	0
	F	0	0	0	0	0	0	0	0	0	0	0
Aggravated Assault	M	0	1	2	0	0	0	0	0	0	3	4
	F	0	0	0	0	0	0	0	0	0	1	1
Other Assaults	M	15	8	9	10	10	6	3	3	3	79	86
	F	4	8	5	1	3	1	0	0	0	29	37
Burglary	M	14	0	1	0	0	0	0	0	0	20	20
	F	0	0	0	0	1	1	0	0	0	3	6
Larceny--Theft	M	9	2	6	1	5	1	4	1	2	36	43
	F	1	1	2	1	1	3	0	1	0	14	16
Motor Vehicle Theft	M	0	0	0	0	0	0	0	0	0	0	2
	F	0	0	0	1	0	0	0	0	0	1	1
Arson	M	0	0	0	0	0	0	0	0	0	0	0
	F	0	0	0	0	0	0	0	0	0	0	0
Forgery & Counterfeiting	M	0	0	0	0	1	0	0	0	0	1	1
	F	0	0	0	0	0	0	0	0	0	0	0
Fraud	M	1	0	0	0	0	0	0	0	1	2	2
	F	0	0	0	1	0	0	0	0	0	1	1
Embezzlement	M	0	0	0	0	0	0	0	0	0	0	0
	F	0	0	0	0	0	0	0	0	0	0	0
Stolen Property-Buy, Possess, Receive	M	0	0	1	0	1	0	0	0	0	2	4
	F	0	0	0	0	0	0	0	0	0	0	0
Vandalism	M	2	2	0	0	0	0	0	0	0	7	11
	F	1	0	1	0	0	0	0	0	0	3	4
Weapons-carrying, possession, etc.	M	4	0	1	0	0	0	0	0	0	7	8
	F	0	1	0	0	0	0	0	0	0	1	1
Prostitution & Commercialized Vice	M	0	0	0	1	0	0	0	0	0	1	1
	F	0	0	0	0	0	0	0	0	0	0	0
Other Sex Offenses	M	1	0	0	1	0	0	0	0	0	2	2
	F	0	0	0	0	0	0	0	0	0	0	0
Drug Abuse Violations	M	24	6	6	8	6	6	2	2	1	124	134
	F	6	7	3	5	1	2	1	1	0	40	45
Gambling	M	0	0	0	0	0	0	0	0	0	22	25
	F	0	0	0	0	0	0	0	0	0	5	5
Offenses Against Family & Children	M	0	1	0	0	0	0	0	0	0	1	1
	F	1	0	0	0	0	0	0	0	0	2	2
Driving Under the Influence	M	9	11	14	8	3	4	5	5	8	80	80
	F	2	5	2	3	2	1	1	0	3	20	20
Liquor Laws	M	0	0	0	0	0	0	0	0	0	27	42
	F	0	0	0	0	0	0	0	0	0	13	20
Drunkenness	M	0	2	0	0	0	0	0	0	0	3	3
	F	1	2	0	0	0	0	0	0	0	4	4
Disorderly Conduct	M	7	8	4	6	4	5	6	4	3	56	57
	F	1	3	1	2	0	2	1	1	1	12	14
Vagrancy	M	0	0	0	0	0	0	0	0	0	0	0
	F	0	0	0	0	0	0	0	0	0	0	0
All Other Offenses (except Traffic)	M	16	12	10	9	3	10	6	3	4	83	84
	F	3	2	3	4	3	0	0	1	2	24	25
Suspicion	M	0	0	0	0	0	0	0	0	0	0	0
	F	0	0	0	0	0	0	0	0	0	0	0
Curfew and Loitering Law Violations	M	0	0	0	0	0	0	0	0	0	0	5
	F	0	0	0	0	0	0	0	0	0	0	11
Runaway	M	0	0	0	0	0	0	0	0	0	0	0
	F	0	0	0	0	0	0	0	0	0	0	0
GRAND TOTAL		123	83	71	62	44	42	29	22	29	735	835

Arrests by Offense and Age

Mineral Co SO

OFFENSE	9 &															
	SEX	Under	10 -12	13-14	15	16	17	Total <18	18	19	20	21	22	23	24	
Murder	M	0	0	0	0	0	0	0	0	0	0	0	0	0	0	
	F	0	0	0	0	0	0	0	0	0	0	0	0	0	0	
Manslaughter by Negligence	M	0	0	0	0	0	0	0	0	0	0	0	0	0	0	
	F	0	0	0	0	0	0	0	0	0	0	0	0	0	0	
Forcible Rape	M	0	0	0	0	0	0	0	0	0	0	0	0	0	0	
	F	0	0	0	0	0	0	0	0	0	0	0	0	0	0	
Robbery	M	0	0	0	0	0	0	0	0	0	0	0	0	0	0	
	F	0	0	0	0	0	0	0	0	0	0	0	0	0	0	
Aggravated Assault	M	0	0	0	0	0	0	0	0	0	0	0	0	0	0	
	F	0	0	0	0	0	0	0	0	0	0	0	0	0	0	
Other Assaults	M	0	0	0	0	2	1	3	1	0	0	0	0	0	1	
	F	0	1	0	0	1	0	2	0	0	0	0	0	1	0	
Burglary	M	0	0	0	0	0	0	0	0	0	0	0	0	0	0	
	F	0	0	0	0	0	0	0	0	0	1	0	0	0	1	
Larceny--Theft	M	0	0	0	0	0	1	1	0	0	0	1	0	0	0	
	F	0	0	0	0	0	0	0	0	0	0	0	0	0	0	
Motor Vehicle Theft	M	0	0	0	0	0	0	0	0	0	0	0	0	0	0	
	F	0	0	0	0	0	0	0	0	0	0	0	0	0	0	
Arson	M	0	0	0	0	0	0	0	0	0	0	0	0	0	0	
	F	0	0	0	0	0	0	0	0	0	0	0	0	0	0	
Forgery & Counterfeiting	M	0	0	0	0	0	0	0	0	0	0	0	0	0	0	
	F	0	0	0	0	0	0	0	0	0	0	0	0	0	0	
Fraud	M	0	0	0	0	0	0	0	0	0	0	0	0	0	0	
	F	0	0	0	0	0	0	0	0	0	0	0	0	0	0	
Embezzlement	M	0	0	0	0	0	0	0	0	0	0	0	0	0	0	
	F	0	0	0	0	0	0	0	0	0	0	0	0	0	0	
Stolen Property-Buy, Possess, Receive	M	0	0	0	0	0	0	0	1	0	0	0	0	0	0	
	F	0	0	0	0	0	0	0	0	0	0	0	1	0	0	
Vandalism	M	0	0	0	0	0	0	0	0	0	0	0	0	0	0	
	F	0	0	0	0	0	0	0	0	0	0	0	0	0	0	
Weapons-carrying, possession, etc.	M	0	0	0	0	0	0	0	0	0	0	0	0	0	0	
	F	0	0	0	0	0	0	0	0	0	0	0	0	0	0	
Prostitution & Commercialized Vice	M	0	0	0	0	0	0	0	0	0	0	0	0	0	0	
	F	0	0	0	0	0	0	0	0	0	0	0	0	0	0	
Other Sex Offenses	M	0	0	0	0	0	0	0	1	0	0	0	0	0	0	
	F	0	0	0	0	0	0	0	0	0	0	0	0	0	0	
Drug Abuse Violations	M	0	0	0	0	0	1	1	3	0	1	1	4	0	0	
	F	0	0	0	0	0	0	0	0	0	0	1	0	0	0	
Gambling	M	0	0	0	0	0	0	0	0	0	0	0	0	0	0	
	F	0	0	0	0	0	0	0	0	0	0	0	0	0	0	
Offenses Against Family & Children	M	0	0	0	0	0	0	0	0	0	0	2	0	0	0	
	F	0	0	0	0	0	0	0	0	0	0	1	1	1	1	
Driving Under the Influence	M	0	0	0	0	0	0	0	0	0	2	0	2	3	1	
	F	0	0	0	0	0	0	0	0	0	0	0	0	0	0	
Liquor Laws	M	0	0	0	0	2	1	3	2	1	2	0	0	1	0	
	F	0	0	1	0	0	0	1	0	1	1	0	0	0	0	
Drunkenness	M	0	0	0	0	0	0	0	0	0	0	0	0	0	0	
	F	0	0	0	0	0	0	0	0	0	0	0	0	0	0	
Disorderly Conduct	M	0	0	0	0	0	0	0	0	0	0	0	0	0	0	
	F	0	0	0	0	0	0	0	2	0	1	0	0	1	0	
Vagrancy	M	0	0	0	0	0	0	0	0	0	0	0	0	0	0	
	F	0	0	0	0	0	0	0	0	0	0	0	0	0	0	
All Other Offenses (except Traffic)	M	0	0	2	1	0	1	4	1	1	3	5	5	1	4	
	F	0	1	0	1	1	0	3	0	2	2	1	0	3	2	
Suspicion	M	0	0	0	0	0	0	0	0	0	0	0	0	0	0	
	F	0	0	0	0	0	0	0	0	0	0	0	0	0	0	
Curfew and Loitering Law Violations	M	0	0	0	0	0	1	1	0	0	0	0	0	0	0	
	F	0	0	0	0	0	1	1	0	0	0	0	0	0	0	
Runaway	M	0	0	0	0	0	1	1	0	0	0	0	0	0	0	
	F	0	0	0	0	0	0	0	0	0	0	0	0	0	0	
GRAND TOTAL		0	2	3	2	6	8	21	11	5	13	12	13	11	10	

Arrests by Offense and Age

Mineral Co SO

OFFENSE	SEX	over									Total >18	Grand Total
		25-29	30-34	35-39	40-44	45-49	50-54	55-59	60-64	64		
Murder	M	0	0	0	0	0	0	0	0	0	0	0
	F	0	0	0	0	0	0	0	0	0	0	0
Manslaughter by Negligence	M	0	0	0	0	0	0	0	0	0	0	0
	F	0	0	0	0	0	0	0	0	0	0	0
Forcible Rape	M	0	0	0	0	0	0	0	0	0	0	0
	F	0	0	0	0	0	0	0	0	0	0	0
Robbery	M	0	0	0	0	0	0	0	0	0	0	0
	F	0	0	0	0	0	0	0	0	0	0	0
Aggravated Assault	M	0	1	0	0	0	0	0	0	0	1	1
	F	0	0	0	0	0	0	0	0	0	0	0
Other Assaults	M	1	1	0	0	3	1	0	1	0	9	12
	F	3	0	1	1	2	1	0	1	0	10	12
Burglary	M	0	0	1	0	1	0	0	0	0	2	2
	F	0	0	0	0	0	0	0	0	0	2	2
Larceny--Theft	M	1	1	0	0	0	0	0	0	0	3	4
	F	0	0	0	0	0	0	0	0	0	0	0
Motor Vehicle Theft	M	1	0	0	0	0	0	0	0	0	1	1
	F	0	0	0	0	0	0	0	0	0	0	0
Arson	M	0	0	0	0	0	0	0	0	0	0	0
	F	0	0	0	0	0	0	0	0	0	0	0
Forgery & Counterfeiting	M	0	0	0	0	0	0	0	0	0	0	0
	F	0	0	0	0	0	0	0	0	0	0	0
Fraud	M	0	0	0	0	0	0	0	0	0	0	0
	F	1	0	0	0	0	0	0	0	0	1	1
Embezzlement	M	0	0	0	0	1	0	0	1	0	2	2
	F	0	0	0	0	0	0	0	0	0	0	0
Stolen Property-Buy, Possess, Receive	M	2	0	1	0	0	0	0	0	0	4	4
	F	0	0	0	0	0	0	0	0	0	1	1
Vandalism	M	0	0	0	0	0	0	0	0	0	0	0
	F	0	0	0	0	0	0	0	0	0	0	0
Weapons-carrying, possession, etc.	M	0	0	0	0	0	1	0	0	0	1	1
	F	0	0	0	0	0	0	0	0	0	0	0
Prostitution & Commercialized Vice	M	0	0	0	0	0	0	0	0	0	0	0
	F	0	0	0	0	0	0	0	0	0	0	0
Other Sex Offenses	M	0	0	0	0	0	0	0	0	0	1	1
	F	0	0	0	0	0	0	0	0	0	0	0
Drug Abuse Violations	M	1	5	0	0	0	0	0	0	0	15	16
	F	2	4	0	0	0	0	0	0	0	7	7
Gambling	M	0	0	0	0	0	0	0	0	0	0	0
	F	0	0	0	0	0	0	0	0	0	0	0
Offenses Against Family & Children	M	2	3	1	0	1	0	0	0	0	9	9
	F	2	2	0	1	1	0	0	0	0	10	10
Driving Under the Influence	M	6	3	0	0	2	0	0	0	1	20	20
	F	2	1	3	1	0	0	0	0	0	7	7
Liquor Laws	M	0	1	0	0	1	0	0	0	0	8	11
	F	0	0	1	0	0	0	0	0	1	4	5
Drunkenness	M	0	0	0	0	0	0	0	0	0	0	0
	F	0	0	0	0	0	0	0	0	0	0	0
Disorderly Conduct	M	1	0	0	0	0	0	0	0	0	1	1
	F	1	0	0	0	1	0	0	0	0	6	6
Vagrancy	M	0	0	0	0	0	0	0	0	0	0	0
	F	0	0	0	0	0	0	0	0	0	0	0
All Other Offenses (except Traffic)	M	11	9	1	2	4	3	3	1	2	56	60
	F	1	6	3	4	0	1	1	0	0	26	29
Suspicion	M	0	0	0	0	0	0	0	0	0	0	0
	F	0	0	0	0	0	0	0	0	0	0	0
Curfew and Loitering Law Violations	M	0	0	0	0	0	0	0	0	0	0	1
	F	0	0	0	0	0	0	0	0	0	0	1
Runaway	M	0	0	0	0	0	0	0	0	0	0	1
	F	0	0	0	0	0	0	0	0	0	0	0
GRAND TOTAL		38	37	12	9	17	7	4	4	4	207	228

Arrests by Offense and Age

North Las Vegas PD

OFFENSE	9 &								Total <18							
	SEX	Under	10 -12	13-14	15	16	17		18	19	20	21	22	23	24	
Murder	M	0	0	0	0	0	1	1	2	0	0	0	1	0	0	
	F	0	0	0	0	0	0	0	0	0	0	0	1	0	0	
Manslaughter by Negligence	M	0	0	0	0	0	0	0	0	0	0	0	0	0	0	
	F	0	0	0	0	0	0	0	0	0	0	0	0	0	0	
Forcible Rape	M	0	1	2	0	0	1	4	1	0	2	0	0	0	1	
	F	0	0	0	0	0	0	0	0	0	0	0	0	0	0	
Robbery	M	2	2	6	3	6	3	22	8	5	4	7	4	4	3	
	F	0	0	0	1	1	1	3	0	0	0	0	0	0	1	
Aggravated Assault	M	0	9	14	7	10	17	57	7	15	20	15	19	25	17	
	F	0	1	13	11	8	12	45	8	7	8	7	9	5	5	
Other Assaults	M	1	4	24	16	9	16	70	15	15	22	21	16	20	21	
	F	0	6	24	15	12	7	64	6	8	14	10	9	3	6	
Burglary	M	1	6	25	24	13	14	83	16	15	5	1	3	3	3	
	F	0	0	4	3	3	3	13	5	2	1	0	3	2	0	
Larceny--Theft	M	0	10	29	24	14	32	109	31	30	15	24	9	16	12	
	F	0	4	20	14	17	18	73	16	31	20	12	19	16	7	
Motor Vehicle Theft	M	0	0	5	4	1	4	14	1	3	1	0	2	0	2	
	F	0	0	0	0	1	0	1	0	0	1	0	0	0	1	
Arson	M	0	1	1	0	1	1	4	0	0	0	1	1	0	0	
	F	0	0	0	0	0	0	0	0	0	0	0	0	0	0	
Forgery & Counterfeiting	M	0	0	0	0	0	0	0	1	0	0	1	0	3	2	
	F	0	0	0	0	0	0	0	1	0	0	1	1	1	0	
Fraud	M	0	0	3	1	1	0	5	1	5	2	1	3	2	3	
	F	0	1	0	1	1	0	3	0	0	0	0	2	0	0	
Embezzlement	M	0	0	0	0	0	0	0	0	1	0	2	1	1	0	
	F	0	0	0	0	0	0	0	0	0	1	0	1	0	0	
Stolen Property-Buy, Possess, Receive	M	0	0	4	2	7	5	18	12	8	9	3	1	3	5	
	F	0	0	0	0	0	1	1	0	1	1	1	1	0	0	
Vandalism	M	0	2	18	11	22	12	65	11	5	5	3	1	1	5	
	F	0	0	4	0	0	1	5	0	0	0	2	2	1	1	
Weapons-carrying, possession, etc.	M	0	0	2	1	3	5	11	8	2	7	1	3	3	1	
	F	0	0	0	0	0	0	0	0	0	0	0	0	0	0	
Prostitution & Commercialized Vice	M	0	0	0	0	0	1	1	0	0	1	0	0	0	0	
	F	0	0	0	0	1	0	1	0	0	0	0	0	0	0	
Other Sex Offenses	M	0	0	0	0	0	0	0	0	1	1	0	1	1	1	
	F	1	0	0	0	0	0	1	0	0	0	0	0	0	0	
Drug Abuse Violations	M	0	0	15	23	39	58	135	73	68	72	51	45	46	49	
	F	0	0	0	4	8	8	20	9	9	16	7	7	7	16	
Gambling	M	0	0	0	0	0	0	0	0	0	0	0	0	0	0	
	F	0	0	0	0	0	0	0	0	0	0	0	0	0	0	
Offenses Against Family & Children	M	0	0	0	0	0	0	0	20	15	5	4	8	3	3	
	F	0	0	0	0	0	0	0	4	3	0	0	1	0	0	
Driving Under the Influence	M	0	0	0	0	0	2	2	2	2	6	10	8	16	15	
	F	1	0	0	0	0	1	2	0	0	3	3	3	2	2	
Liquor Laws	M	0	0	0	5	3	6	14	4	4	3	3	1	1	0	
	F	0	0	0	2	4	1	7	0	2	1	4	2	0	0	
Drunkenness	M	0	0	0	0	0	0	0	0	0	0	0	0	0	0	
	F	0	0	0	0	0	0	0	0	0	0	0	0	0	0	
Disorderly Conduct	M	0	1	2	2	2	1	8	2	4	2	7	6	4	1	
	F	0	1	0	2	1	2	6	3	1	0	4	2	3	2	
Vagrancy	M	0	0	0	0	1	0	1	0	0	0	0	0	0	0	
	F	0	0	0	0	0	0	0	0	0	0	0	0	0	0	
All Other Offenses (except Traffic)	M	0	12	55	54	64	79	264	68	89	64	78	76	85	78	
	F	3	2	13	11	12	16	57	11	18	21	21	23	21	18	
Suspicion	M	0	0	0	0	0	0	0	0	0	0	0	0	0	0	
	F	0	0	0	0	0	0	0	0	0	0	0	0	0	0	
Curfew and Loitering Law Violations	M	0	0	0	0	0	0	0	0	0	0	0	0	0	0	
	F	0	0	0	0	0	0	0	0	0	0	0	0	0	0	
Runaway	M	0	0	0	0	0	0	0	0	0	0	0	0	0	0	
	F	0	0	0	0	0	0	0	0	0	0	0	0	0	0	
GRAND TOTAL		9	63	283	241	265	329	1,190	346	369	333	305	295	298	281	

Arrests by Offense and Age

North Las Vegas PD

OFFENSE	SEX	over									Total >18	Grand Total
		25-29	30-34	35-39	40-44	45-49	50-54	55-59	60-64	64		
Murder	M	1	3	3	0	0	1	1	0	0	12	13
	F	0	1	0	0	0	0	0	0	0	2	2
Manslaughter by Negligence	M	0	0	0	0	0	0	0	0	0	0	0
	F	0	0	0	0	0	0	0	0	0	0	0
Forcible Rape	M	1	3	2	2	0	1	0	0	0	13	17
	F	0	0	0	0	0	0	0	0	0	0	0
Robbery	M	10	8	4	5	4	5	0	1	0	72	94
	F	1	1	6	1	0	0	0	0	0	10	13
Aggravated Assault	M	81	56	44	43	36	16	7	5	8	414	471
	F	18	25	21	15	13	5	0	1	2	149	194
Other Assaults	M	72	61	45	38	25	22	15	4	6	418	488
	F	34	33	26	21	10	10	7	1	3	201	265
Burglary	M	14	10	11	3	6	5	3	0	0	98	181
	F	3	3	0	1	0	1	0	0	0	21	34
Larceny--Theft	M	59	55	50	56	34	37	17	5	5	455	564
	F	60	44	37	24	27	23	5	3	2	346	419
Motor Vehicle Theft	M	2	2	2	5	0	0	1	0	0	21	35
	F	0	0	0	0	0	0	0	0	0	2	3
Arson	M	1	0	1	0	0	0	0	0	0	4	8
	F	0	0	0	0	0	0	0	0	0	0	0
Forgery & Counterfeiting	M	5	5	5	4	1	1	1	0	0	29	29
	F	3	4	2	1	0	1	0	0	0	15	15
Fraud	M	12	4	7	2	1	1	1	1	1	47	52
	F	1	6	6	0	3	1	0	0	0	19	22
Embezzlement	M	2	1	0	1	0	0	0	1	0	10	10
	F	1	2	1	0	2	0	0	0	0	8	8
Stolen Property-Buy, Possess, Receive	M	10	11	12	4	3	4	2	0	0	87	105
	F	4	4	0	1	2	0	0	0	0	15	16
Vandalism	M	7	7	3	3	4	2	0	0	0	57	122
	F	2	0	1	0	0	0	0	0	0	9	14
Weapons-carrying, possession, etc.	M	10	8	9	5	2	4	1	2	1	67	78
	F	1	2	0	0	0	0	0	0	0	3	3
Prostitution & Commercialized Vice	M	0	1	0	0	1	0	0	0	0	3	4
	F	1	0	0	0	0	0	0	0	0	1	2
Other Sex Offenses	M	3	5	2	2	0	1	0	0	1	19	19
	F	0	0	0	0	0	0	0	0	0	0	1
Drug Abuse Violations	M	167	131	83	65	57	44	16	10	2	979	1,114
	F	40	28	28	25	15	7	5	1	0	220	240
Gambling	M	0	0	0	0	0	0	0	0	0	0	0
	F	0	0	0	0	0	0	0	0	0	0	0
Offenses Against Family & Children	M	9	4	0	0	0	0	0	0	0	71	71
	F	2	2	0	1	1	0	0	1	0	15	15
Driving Under the Influence	M	53	57	39	39	32	25	17	6	2	329	331
	F	19	22	17	10	7	7	5	3	2	105	107
Liquor Laws	M	7	8	4	2	2	4	3	1	0	47	61
	F	6	1	4	5	4	2	2	0	0	33	40
Drunkenness	M	0	0	0	0	0	0	0	0	0	0	0
	F	0	0	0	0	0	0	0	0	0	0	0
Disorderly Conduct	M	11	10	5	10	6	8	4	0	1	81	89
	F	5	6	1	4	2	0	0	1	1	35	41
Vagrancy	M	0	0	0	0	0	0	0	0	0	0	1
	F	0	0	0	0	0	0	0	0	0	0	0
All Other Offenses (except Traffic)	M	355	290	234	235	227	196	98	63	15	2,251	2,515
	F	90	85	55	68	40	29	18	5	1	524	581
Suspicion	M	0	0	0	0	0	0	0	0	0	0	0
	F	0	0	0	0	0	0	0	0	0	0	0
Curfew and Loitering Law Violations	M	0	0	0	0	0	0	0	0	0	0	0
	F	0	0	0	0	0	0	0	0	0	0	0
Runaway	M	0	0	0	0	0	0	0	0	0	0	0
	F	0	0	0	0	0	0	0	0	0	0	0
GRAND TOTAL		1,183	1,009	770	701	567	463	229	115	53	7,317	8,507

Arrests by Offense and Age

Nye Co SO

OFFENSE		9 & Under							Total <18							
		SEX	10-12	13-14	15	16	17	18		19	20	21	22	23	24	
Murder	M	0	0	0	0	0	0	0	0	0	0	0	0	0	0	
	F	0	0	0	0	0	0	0	0	0	0	0	0	0	0	
Manslaughter by Negligence	M	0	0	0	0	0	0	0	0	0	0	0	0	0	0	
	F	0	0	0	0	0	0	0	0	0	0	0	0	0	0	
Forcible Rape	M	0	0	0	0	1	0	1	0	2	0	1	0	1	0	
	F	0	0	0	0	0	0	0	0	0	0	0	0	0	0	
Robbery	M	0	0	0	0	0	0	0	0	1	0	1	0	0	0	
	F	0	0	0	0	0	0	0	0	0	0	0	1	1	0	
Aggravated Assault	M	1	5	1	3	3	4	17	0	2	5	5	3	2	4	
	F	0	0	3	0	3	0	6	1	0	0	0	1	4	2	
Other Assaults	M	4	3	6	10	4	5	32	4	7	1	8	12	7	3	
	F	0	2	4	5	4	4	19	5	0	7	9	2	2	2	
Burglary	M	0	0	6	2	4	1	13	3	3	4	1	6	4	0	
	F	0	0	1	1	0	2	4	1	0	2	0	1	0	2	
Larceny--Theft	M	0	1	3	3	3	7	17	4	6	9	8	12	6	2	
	F	0	3	1	4	6	8	22	2	1	8	2	4	3	5	
Motor Vehicle Theft	M	0	1	2	0	0	1	4	0	0	1	4	1	0	1	
	F	0	0	1	1	0	1	3	0	0	0	0	0	1	0	
Arson	M	1	1	1	0	0	2	5	0	0	0	0	0	1	0	
	F	0	0	0	0	0	0	0	0	0	0	0	0	0	0	
Forgery & Counterfeiting	M	0	0	0	0	0	0	0	0	1	2	1	1	0	0	
	F	0	0	0	0	0	0	0	0	0	1	0	1	0	1	
Fraud	M	0	0	1	0	0	0	1	0	0	0	1	0	1	0	
	F	0	0	0	0	0	0	0	3	0	0	0	0	0	1	
Embezzlement	M	0	0	0	0	0	0	0	0	0	1	0	1	0	0	
	F	0	0	0	0	0	0	0	0	0	0	1	0	0	0	
Stolen Property-Buy, Possess, Receive	M	0	0	0	0	0	0	0	1	1	0	1	3	0	0	
	F	0	0	0	0	0	0	0	0	0	0	0	0	0	0	
Vandalism	M	1	2	3	2	2	1	11	0	4	0	0	2	1	0	
	F	1	0	0	1	0	2	4	0	0	0	0	0	0	0	
Weapons-carrying, possession, etc.	M	0	0	0	0	1	0	1	0	1	1	0	1	1	0	
	F	0	0	0	0	0	0	0	0	0	0	0	1	0	0	
Prostitution & Commercialized Vice	M	0	0	0	0	0	0	0	0	0	0	0	0	0	0	
	F	0	0	0	0	0	0	0	0	0	0	0	0	0	0	
Other Sex Offenses	M	2	1	3	2	4	2	14	3	3	1	0	1	2	0	
	F	0	0	0	0	0	0	0	0	0	0	0	0	1	0	
Drug Abuse Violations	M	1	2	1	6	5	6	21	7	9	10	9	11	19	5	
	F	0	2	1	7	2	2	14	5	4	5	4	6	7	5	
Gambling	M	0	0	0	0	0	0	0	0	0	0	0	0	0	0	
	F	0	0	0	0	0	0	0	0	0	0	0	0	0	0	
Offenses Against Family & Children	M	0	0	0	1	0	0	1	1	0	0	0	0	1	1	
	F	1	0	0	0	1	0	2	1	1	0	1	1	0	1	
Driving Under the Influence	M	0	0	0	0	0	0	0	3	6	4	6	3	6	3	
	F	0	0	0	0	0	0	0	0	2	2	0	1	2	2	
Liquor Laws	M	0	0	0	0	7	7	14	1	1	1	1	0	1	0	
	F	0	0	1	2	0	1	4	0	0	0	0	0	0	0	
Drunkenness	M	0	0	0	0	0	0	0	0	0	0	0	0	0	0	
	F	0	0	0	0	0	0	0	0	0	0	0	0	0	0	
Disorderly Conduct	M	0	0	0	0	0	0	0	0	0	0	0	0	0	0	
	F	0	0	0	0	0	0	0	0	0	0	0	0	0	0	
Vagrancy	M	0	0	0	0	0	0	0	0	0	0	0	0	0	0	
	F	0	0	0	0	0	0	0	0	0	0	0	0	0	0	
All Other Offenses (except Traffic)	M	0	1	4	2	6	2	15	9	25	25	42	44	31	20	
	F	0	1	1	1	0	2	5	9	13	16	17	13	13	7	
Suspicion	M	0	0	0	0	0	0	0	0	0	0	0	0	0	0	
	F	0	0	0	0	0	0	0	0	0	0	0	0	0	0	
Curfew and Loitering Law Violations	M	0	0	2	2	2	2	8	0	0	0	0	0	0	0	
	F	0	1	0	6	3	4	14	0	0	0	0	0	0	0	
Runaway	M	1	1	6	3	5	8	24	0	0	0	0	0	0	0	
	F	0	1	3	6	9	5	24	0	0	0	0	0	0	0	
GRAND TOTAL		13	28	55	70	75	79	320	63	93	106	123	133	118	67	

Arrests by Offense and Age

Nye Co SO

OFFENSE	SEX	over									Total >18	Grand Total
		25-29	30-34	35-39	40-44	45-49	50-54	55-59	60-64	64		
Murder	M	0	0	0	0	0	0	0	0	0	0	0
	F	0	0	0	0	0	0	0	0	0	0	0
Manslaughter by Negligence	M	0	0	0	0	1	0	1	0	0	2	2
	F	0	0	0	1	0	0	1	0	0	2	2
Forcible Rape	M	1	0	0	0	1	0	0	0	0	6	7
	F	0	0	0	0	0	0	0	0	0	0	0
Robbery	M	5	3	2	2	2	1	0	0	0	17	17
	F	0	1	0	0	0	1	0	0	0	4	4
Aggravated Assault	M	17	14	7	15	12	12	2	5	7	112	129
	F	6	4	3	6	4	2	3	0	2	38	44
Other Assaults	M	32	22	17	16	20	16	7	3	14	189	221
	F	21	10	7	11	13	7	3	2	4	105	124
Burglary	M	8	8	7	7	6	4	0	0	0	61	74
	F	3	2	2	2	2	1	0	0	0	18	22
Larceny--Theft	M	18	11	7	15	8	4	3	1	1	115	132
	F	17	7	4	2	1	2	3	0	0	61	83
Motor Vehicle Theft	M	2	7	4	3	2	1	0	0	0	26	30
	F	2	2	1	4	0	0	1	1	0	12	15
Arson	M	1	2	0	1	0	1	0	0	0	6	11
	F	0	0	0	0	0	0	0	0	0	0	0
Forgery & Counterfeiting	M	1	0	0	0	0	1	0	0	0	7	7
	F	1	1	0	0	0	1	0	0	0	6	6
Fraud	M	6	0	0	0	3	0	0	0	0	11	12
	F	1	1	2	1	2	0	0	0	1	12	12
Embezzlement	M	0	0	1	1	0	0	1	0	0	5	5
	F	0	2	0	3	1	0	0	0	0	7	7
Stolen Property-Buy, Possess, Receive	M	1	2	3	1	0	0	1	0	0	14	14
	F	1	1	0	0	0	0	0	0	0	2	2
Vandalism	M	1	1	1	1	0	0	0	0	0	11	22
	F	0	0	0	0	0	0	0	0	0	0	4
Weapons-carrying, possession, etc.	M	2	2	6	3	2	3	0	0	1	23	24
	F	1	0	0	1	1	0	0	0	0	4	4
Prostitution & Commercialized Vice	M	0	0	0	0	0	0	0	0	0	0	0
	F	0	0	0	0	0	0	0	0	0	0	0
Other Sex Offenses	M	3	5	6	2	3	6	2	1	1	39	53
	F	1	0	0	5	1	1	0	0	0	9	9
Drug Abuse Violations	M	42	23	23	28	23	13	8	3	4	237	258
	F	15	7	10	9	7	6	4	1	0	95	109
Gambling	M	0	0	0	0	0	0	0	0	0	0	0
	F	0	0	0	0	0	0	0	0	0	0	0
Offenses Against Family & Children	M	1	3	1	1	2	0	0	1	0	12	13
	F	1	4	0	1	0	1	0	0	0	12	14
Driving Under the Influence	M	34	13	26	16	23	25	12	7	7	194	194
	F	13	1	5	7	7	3	0	3	3	51	51
Liquor Laws	M	1	2	1	1	5	2	1	0	0	18	32
	F	0	0	0	0	1	0	0	0	0	1	5
Drunkenness	M	0	0	0	0	1	0	0	0	0	1	1
	F	0	0	0	0	0	0	0	0	0	0	0
Disorderly Conduct	M	1	0	0	0	0	0	0	0	0	1	1
	F	0	0	0	0	0	0	0	0	0	0	0
Vagrancy	M	0	0	0	0	0	0	0	0	0	0	0
	F	0	0	0	0	0	0	0	0	0	0	0
All Other Offenses (except Traffic)	M	129	105	89	91	105	90	38	25	21	889	904
	F	48	39	39	41	29	23	14	5	2	328	333
Suspicion	M	0	0	0	0	0	0	0	0	0	0	0
	F	0	0	0	0	0	0	0	0	0	0	0
Curfew and Loitering Law Violations	M	0	0	0	0	0	0	0	0	0	0	8
	F	0	0	0	0	0	0	0	0	0	0	14
Runaway	M	0	0	0	0	0	0	0	0	0	0	24
	F	0	0	0	0	0	0	0	0	0	0	24
GRAND TOTAL		437	305	274	298	288	227	105	58	68	2,763	3,083

Arrests by Offense and Age

Pershing Co SO

OFFENSE	SEX	9 &	10-12	13-14	15	16	17	Total <18	18	19	20	21	22	23	24
		Under													
Murder	M	0	0	0	0	0	0	0	0	0	0	0	0	0	0
	F	0	0	0	0	0	0	0	0	0	0	0	0	0	0
Manslaughter by Negligence	M	0	0	0	0	0	0	0	0	0	0	0	0	0	0
	F	0	0	0	0	0	0	0	0	0	0	0	0	0	0
Forcible Rape	M	0	0	0	0	0	0	0	0	0	0	0	0	0	0
	F	0	0	0	0	0	0	0	0	0	0	0	0	0	0
Robbery	M	0	0	0	0	0	0	0	0	0	0	0	0	0	0
	F	0	0	0	0	0	0	0	0	0	0	0	0	0	0
Aggravated Assault	M	0	0	0	0	0	0	0	0	1	0	0	3	0	0
	F	0	0	0	0	0	0	0	0	0	0	0	0	0	0
Other Assaults	M	0	0	0	0	0	0	0	0	0	0	0	0	0	0
	F	0	0	0	0	0	0	0	0	0	0	0	0	0	0
Burglary	M	0	0	0	0	0	0	0	0	0	0	0	0	0	0
	F	0	0	0	0	0	0	0	0	0	0	0	0	0	0
Larceny--Theft	M	0	0	0	0	0	0	0	0	0	0	1	0	0	0
	F	0	0	0	0	0	1	1	0	0	0	0	0	0	0
Motor Vehicle Theft	M	0	0	0	0	0	0	0	0	0	0	0	0	0	0
	F	0	0	0	0	0	0	0	0	0	0	0	0	0	0
Arson	M	0	0	0	0	0	0	0	0	0	0	0	0	0	0
	F	0	0	0	0	0	0	0	0	0	0	0	0	0	0
Forgery & Counterfeiting	M	0	0	0	0	0	0	0	0	0	0	0	0	0	0
	F	0	0	0	0	0	0	0	0	0	0	0	0	0	0
Fraud	M	0	0	0	0	0	0	0	0	0	0	0	0	0	0
	F	0	0	0	0	0	0	0	0	0	0	0	0	0	0
Embezzlement	M	0	0	0	0	0	0	0	0	0	0	0	0	0	0
	F	0	0	0	0	0	0	0	0	0	0	0	0	0	0
Stolen Property-Buy, Possess, Receive	M	0	0	0	0	0	0	0	0	0	0	0	0	0	0
	F	0	0	0	0	0	0	0	0	0	0	0	0	0	0
Vandalism	M	0	0	0	0	0	1	1	0	0	0	0	0	0	0
	F	0	0	0	0	0	0	0	0	0	0	0	0	0	0
Weapons-carrying, possession, etc.	M	0	0	0	0	0	0	0	0	0	0	0	0	0	0
	F	0	0	0	0	0	0	0	0	0	0	0	0	0	0
Prostitution & Commercialized Vice	M	0	0	0	0	0	0	0	0	0	0	0	0	0	0
	F	0	0	0	0	0	0	0	0	0	0	0	0	0	0
Other Sex Offenses	M	0	0	0	0	0	0	0	0	0	0	0	0	0	0
	F	0	0	0	0	0	0	0	0	0	0	0	0	0	0
Drug Abuse Violations	M	0	0	0	0	0	0	0	0	0	0	0	0	0	0
	F	0	0	0	0	0	0	0	0	0	0	0	0	0	0
Gambling	M	0	0	0	0	0	0	0	0	0	0	0	0	0	0
	F	0	0	0	0	0	0	0	0	0	0	0	0	0	0
Offenses Against Family & Children	M	0	0	0	0	0	0	0	0	0	0	0	0	0	0
	F	0	0	0	0	0	0	0	0	1	0	0	0	0	0
Driving Under the Influence	M	0	0	0	0	0	0	0	0	0	0	1	0	0	0
	F	0	0	0	0	0	0	0	0	0	1	1	0	0	0
Liquor Laws	M	0	0	0	0	3	0	3	2	3	5	0	0	0	0
	F	0	0	0	1	0	0	1	0	0	0	0	0	0	0
Drunkenness	M	0	0	0	0	0	0	0	0	0	0	0	0	0	0
	F	0	0	0	0	0	0	0	0	0	0	0	0	0	0
Disorderly Conduct	M	0	0	0	0	0	0	0	0	0	0	0	0	0	0
	F	0	0	0	0	0	0	0	0	0	0	0	0	0	0
Vagrancy	M	0	0	0	0	0	0	0	0	0	0	0	0	0	0
	F	0	0	0	0	0	0	0	0	0	0	0	0	0	0
All Other Offenses (except Traffic)	M	0	0	0	0	0	0	0	0	0	2	0	2	0	0
	F	0	0	0	0	0	0	0	1	0	0	0	0	0	0
Suspicion	M	0	0	0	0	0	0	0	0	0	0	0	0	0	0
	F	0	0	0	0	0	0	0	0	0	0	0	0	0	0
Curfew and Loitering Law Violations	M	0	0	0	0	0	0	0	0	0	0	0	0	0	0
	F	0	0	0	0	0	0	0	0	0	0	0	0	0	0
Runaway	M	0	0	0	0	0	0	0	0	0	0	0	0	0	0
	F	0	0	0	0	0	0	0	0	0	0	0	0	0	0
GRAND TOTAL		0	0	0	1	3	2	6	3	5	8	3	5	0	0

Arrests by Offense and Age

Pershing Co SO

OFFENSE	SEX	over									Total >18	Grand Total
		25-29	30-34	35-39	40-44	45-49	50-54	55-59	60-64	64		
Murder	M	0	0	0	0	0	0	0	0	0	0	0
	F	0	0	0	0	0	0	0	0	0	0	0
Manslaughter by Negligence	M	0	0	0	0	0	0	0	0	0	0	0
	F	0	0	0	0	0	0	0	0	0	0	0
Forcible Rape	M	0	0	0	0	0	0	0	0	0	0	0
	F	0	0	0	0	0	0	0	0	0	0	0
Robbery	M	0	0	0	0	0	0	0	0	0	0	0
	F	0	0	0	0	0	0	0	0	0	0	0
Aggravated Assault	M	1	0	1	2	0	0	0	0	0	8	8
	F	0	0	2	0	0	0	0	0	0	2	2
Other Assaults	M	0	0	0	0	0	0	0	0	0	0	0
	F	0	0	0	0	0	0	0	0	0	0	0
Burglary	M	0	0	0	0	0	0	0	0	0	0	0
	F	0	0	0	0	0	0	0	0	0	0	0
Larceny--Theft	M	0	0	0	1	0	0	0	0	0	2	2
	F	0	0	0	0	0	0	0	0	0	0	1
Motor Vehicle Theft	M	0	0	0	0	0	0	0	0	0	0	0
	F	0	0	0	0	0	0	0	0	0	0	0
Arson	M	0	0	0	0	0	0	0	0	0	0	0
	F	0	0	0	0	0	0	0	0	0	0	0
Forgery & Counterfeiting	M	0	0	0	0	0	0	0	0	0	0	0
	F	0	0	0	0	0	0	0	0	0	0	0
Fraud	M	0	0	0	0	0	0	0	0	0	0	0
	F	0	0	0	0	1	0	0	0	0	1	1
Embezzlement	M	0	0	0	0	0	0	0	0	0	0	0
	F	0	0	0	0	0	0	0	0	0	0	0
Stolen Property-Buy, Possess, Receive	M	0	0	0	0	0	0	0	0	0	0	0
	F	0	0	0	0	0	0	0	0	0	0	0
Vandalism	M	0	0	0	2	0	0	0	1	0	3	4
	F	0	0	0	0	0	0	0	0	0	0	0
Weapons-carrying, possession, etc.	M	0	0	0	0	0	0	0	0	0	0	0
	F	0	0	0	0	0	0	0	0	0	0	0
Prostitution & Commercialized Vice	M	0	0	0	0	0	0	0	0	0	0	0
	F	0	0	0	0	0	0	0	0	0	0	0
Other Sex Offenses	M	0	0	0	0	0	0	0	0	0	0	0
	F	0	0	0	0	0	0	0	0	0	0	0
Drug Abuse Violations	M	0	0	0	0	0	0	0	0	0	0	0
	F	0	0	0	0	0	0	0	0	0	0	0
Gambling	M	0	0	0	0	0	0	0	0	0	0	0
	F	0	0	0	0	0	0	0	0	0	0	0
Offenses Against Family & Children	M	0	0	0	0	0	0	0	0	0	0	0
	F	0	0	0	0	0	0	0	0	0	1	1
Driving Under the Influence	M	0	1	0	1	0	0	0	0	0	3	3
	F	0	0	0	0	0	0	0	0	0	2	2
Liquor Laws	M	1	0	0	0	0	0	0	0	0	11	14
	F	0	0	0	0	0	0	0	0	0	0	1
Drunkenness	M	0	0	0	0	0	0	0	0	0	0	0
	F	0	0	0	0	0	0	0	0	0	0	0
Disorderly Conduct	M	0	0	0	0	0	0	0	0	0	0	0
	F	0	0	0	0	0	0	0	0	0	0	0
Vagrancy	M	0	0	0	0	0	0	0	0	0	0	0
	F	0	0	0	0	0	0	0	0	0	0	0
All Other Offenses (except Traffic)	M	1	0	0	0	0	0	0	0	0	5	5
	F	0	0	0	1	0	0	1	0	0	3	3
Suspicion	M	0	0	0	0	0	0	0	0	0	0	0
	F	0	0	0	0	0	0	0	0	0	0	0
Curfew and Loitering Law Violations	M	0	0	0	0	0	0	0	0	0	0	0
	F	0	0	0	0	0	0	0	0	0	0	0
Runaway	M	0	0	0	0	0	0	0	0	0	0	0
	F	0	0	0	0	0	0	0	0	0	0	0
GRAND TOTAL		3	1	3	7	1	0	1	1	0	41	47

Arrests by Offense and Age

Reno PD

OFFENSE		9 & Under							Total <18								
		SEX	10-12	13-14	15	16	17	18		19	20	21	22	23	24		
Murder	M	0	0	0	0	0	0	0	0	0	0	0	2	0	2		
	F	0	0	0	0	0	0	0	0	0	0	0	0	0	0		
Manslaughter by Negligence	M	0	0	0	0	0	0	0	0	0	0	0	0	0	0		
	F	0	0	0	0	0	0	0	0	0	0	0	0	0	0		
Forcible Rape	M	0	0	3	1	1	0	5	2	0	0	0	1	1	0		
	F	0	0	0	0	0	0	0	0	0	0	0	0	0	0		
Robbery	M	0	2	1	4	2	3	12	6	9	4	8	6	6	3		
	F	0	0	0	0	0	2	2	0	2	3	1	2	0	1		
Aggravated Assault	M	0	1	1	2	3	5	12	4	13	7	17	3	9	15		
	F	0	0	1	1	1	3	6	0	2	2	5	0	0	1		
Other Assaults	M	0	13	25	17	20	23	98	13	16	23	25	36	26	28		
	F	1	2	20	10	15	15	63	16	11	15	16	14	12	16		
Burglary	M	0	2	12	14	17	10	55	17	18	17	6	12	12	9		
	F	0	0	5	2	8	10	25	5	7	8	9	5	14	6		
Larceny--Theft	M	2	9	36	44	45	46	182	19	23	24	22	18	16	21		
	F	2	8	36	37	41	46	170	31	19	18	22	21	18	13		
Motor Vehicle Theft	M	0	0	0	2	0	0	2	8	1	4	1	3	1	2		
	F	0	0	0	1	1	0	2	0	0	1	2	0	0	0		
Arson	M	0	0	0	1	1	0	2	0	2	1	2	0	0	0		
	F	0	0	0	0	0	0	0	1	0	0	0	0	0	0		
Forgery & Counterfeiting	M	0	0	0	0	0	0	0	1	0	0	3	0	0	1		
	F	0	0	0	0	0	0	0	1	0	1	1	0	1	0		
Fraud	M	0	0	0	0	0	1	1	2	6	2	0	4	1	3		
	F	0	0	1	0	0	2	3	0	2	2	2	1	1	1		
Embezzlement	M	0	0	0	0	0	0	0	1	2	3	1	1	2	1		
	F	0	0	0	0	0	0	0	1	2	2	0	1	0	0		
Stolen Property-Buy, Possess, Receive	M	0	0	2	4	8	6	20	13	3	5	7	2	2	3		
	F	0	0	0	0	2	0	2	1	1	2	1	0	0	1		
Vandalism	M	0	1	17	13	8	8	47	2	6	5	8	6	6	4		
	F	0	0	3	2	2	0	7	1	1	1	0	1	0	0		
Weapons-carrying, possession, etc.	M	0	0	1	1	3	1	6	1	2	3	5	3	2	2		
	F	0	0	0	0	0	0	0	0	0	1	0	0	0	0		
Prostitution & Commercialized Vice	M	0	0	1	1	0	0	2	1	1	0	0	1	2	0		
	F	0	0	0	1	0	1	2	5	6	4	6	4	4	2		
Other Sex Offenses	M	1	1	1	1	0	0	4	1	1	2	1	2	2	7		
	F	0	0	0	0	0	0	0	0	0	0	0	0	0	0		
Drug Abuse Violations	M	0	0	7	9	24	18	58	32	20	23	11	17	17	10		
	F	0	0	5	3	3	4	15	2	2	1	3	7	6	1		
Gambling	M	0	0	0	0	0	0	0	0	0	0	0	0	0	0		
	F	0	0	0	0	0	0	0	0	0	0	0	0	0	0		
Offenses Against Family & Children	M	0	0	0	0	0	0	0	6	9	7	6	6	5	1		
	F	0	0	0	0	0	1	1	1	2	4	6	3	2	2		
Driving Under the Influence	M	0	0	0	1	1	4	6	8	11	15	18	29	20	21		
	F	0	0	0	0	2	0	2	2	4	3	5	12	8	4		
Liquor Laws	M	0	0	10	18	37	42	107	71	90	88	14	16	9	10		
	F	0	1	12	19	13	12	57	28	32	21	1	1	2	1		
Drunkenness	M	0	0	0	0	0	0	0	0	0	0	0	0	0	0		
	F	0	0	0	0	0	0	0	0	0	0	0	0	0	0		
Disorderly Conduct	M	0	0	1	0	1	1	3	0	0	1	5	4	6	4		
	F	0	0	0	0	0	0	0	0	0	0	0	2	0	0		
Vagrancy	M	0	0	0	0	0	0	0	0	0	0	0	0	0	0		
	F	0	0	0	0	0	0	0	0	0	0	0	0	0	0		
All Other Offenses (except Traffic)	M	2	6	22	27	44	39	140	78	132	140	177	181	150	163		
	F	0	2	8	14	9	8	41	21	43	55	48	55	49	47		
Suspicion	M	0	0	0	0	0	0	0	0	0	0	0	0	0	0		
	F	0	0	0	0	0	0	0	0	0	0	0	0	0	0		
Curfew and Loitering Law Violations	M	0	12	14	12	13	9	60	0	0	0	0	0	0	0		
	F	0	7	15	7	14	9	52	0	0	0	0	0	0	0		
Runaway	M	0	3	10	11	6	6	36	0	0	0	0	0	0	0		
	F	0	0	6	8	5	3	22	0	0	0	0	0	0	0		
GRAND TOTAL		8	70	276	288	350	338	1,330	402	501	518	465	482	412	406		

Arrests by Offense and Age

Reno PD

OFFENSE												over		Total >18	Grand Total
SEX	25-29	30-34	35-39	40-44	45-49	50-54	55-59	60-64	64						
Murder	M	2	1	0	0	0	1	0	0	0	8	8			
	F	0	0	0	0	0	0	0	0	0	0	0			
Manslaughter by Negligence	M	0	0	0	0	0	0	0	0	0	0	0			
	F	0	0	0	0	0	0	0	0	0	0	0			
Forcible Rape	M	2	4	0	3	0	3	0	1	0	17	22			
	F	0	0	0	0	0	0	0	0	0	0	0			
Robbery	M	16	20	13	6	4	4	2	2	0	109	121			
	F	2	1	4	3	1	0	0	0	0	20	22			
Aggravated Assault	M	34	32	23	23	13	18	8	3	4	226	238			
	F	8	6	5	5	2	3	3	1	0	43	49			
Other Assaults	M	117	107	71	67	77	68	32	8	9	723	821			
	F	52	34	23	26	41	27	8	3	3	317	380			
Burglary	M	55	64	39	37	41	25	5	1	1	359	414			
	F	41	22	9	15	10	6	3	1	0	161	186			
Larceny--Theft	M	81	47	41	70	40	50	17	5	5	499	681			
	F	66	55	41	26	25	16	6	6	7	390	560			
Motor Vehicle Theft	M	15	13	9	8	9	4	2	0	0	80	82			
	F	3	4	1	3	0	0	0	0	0	14	16			
Arson	M	1	1	2	1	1	2	0	0	1	14	16			
	F	0	2	0	0	0	0	0	1	0	4	4			
Forgery & Counterfeiting	M	1	4	1	0	0	1	2	0	0	14	14			
	F	5	1	1	2	0	0	0	0	0	13	13			
Fraud	M	15	25	18	15	5	14	12	1	8	131	132			
	F	14	12	8	3	6	10	1	3	1	67	70			
Embezzlement	M	4	2	1	2	0	1	0	1	0	22	22			
	F	2	3	1	5	1	2	2	0	0	22	22			
Stolen Property-Buy, Possess, Receive	M	23	10	15	11	7	5	2	0	0	108	128			
	F	2	3	4	3	0	1	0	0	0	19	21			
Vandalism	M	18	13	8	5	2	7	0	0	1	91	138			
	F	5	4	0	4	2	3	1	0	0	23	30			
Weapons-carrying, possession, etc.	M	19	12	3	4	6	3	1	2	1	69	75			
	F	0	1	0	2	1	2	0	0	0	7	7			
Prostitution & Commercialized Vice	M	1	0	3	2	0	1	1	0	1	14	16			
	F	10	6	3	2	3	0	0	0	0	55	57			
Other Sex Offenses	M	12	6	8	12	8	6	2	2	2	74	78			
	F	0	2	0	1	0	0	0	0	0	3	3			
Drug Abuse Violations	M	68	57	33	29	27	24	7	2	1	378	436			
	F	17	19	6	3	6	3	1	0	0	77	92			
Gambling	M	0	0	0	0	0	0	0	0	0	0	0			
	F	0	0	0	0	0	0	0	0	0	0	0			
Offenses Against Family & Children	M	13	12	10	8	10	5	0	0	0	98	98			
	F	25	15	6	9	5	4	0	2	0	86	87			
Driving Under the Influence	M	74	45	22	20	27	38	25	10	13	396	402			
	F	26	17	6	16	13	11	6	5	3	141	143			
Liquor Laws	M	42	46	45	93	100	79	48	30	20	801	908			
	F	11	14	7	15	16	13	9	3	0	174	231			
Drunkenness	M	0	0	0	0	0	0	0	0	0	0	0			
	F	0	0	0	0	0	0	0	0	0	0	0			
Disorderly Conduct	M	17	9	10	8	10	14	12	5	7	112	115			
	F	1	0	0	2	1	2	1	0	0	9	9			
Vagrancy	M	0	0	0	0	0	0	0	0	0	0	0			
	F	0	0	0	0	0	0	0	0	0	0	0			
All Other Offenses (except Traffic)	M	654	586	370	414	414	347	173	84	98	4,161	4,301			
	F	196	194	101	111	128	66	28	22	9	1,173	1,214			
Suspicion	M	0	0	0	0	0	0	0	0	0	0	0			
	F	0	0	0	0	0	0	0	0	0	0	0			
Curfew and Loitering Law Violations	M	0	0	0	0	0	0	0	0	0	0	60			
	F	0	0	0	0	0	0	0	0	0	0	52			
Runaway	M	0	0	0	0	0	0	0	0	0	0	36			
	F	0	0	0	0	0	0	0	0	0	0	22			
GRAND TOTAL		1,770	1,531	971	1,094	1,062	889	420	204	195	11,322	12,652			

Arrests by Offense and Age

Sparks PD

OFFENSE		9 & Under							Total <18							
		SEX	10-12	13-14	15	16	17	18		19	20	21	22	23	24	
Murder	M	0	0	0	0	0	0	0	0	0	0	0	0	0		
	F	0	0	0	0	0	0	0	0	0	0	0	0	0		
Manslaughter by Negligence	M	0	0	0	0	0	3	3	0	0	0	0	0	0		
	F	0	0	0	0	0	0	0	0	0	0	0	0	0		
Forcible Rape	M	0	0	0	0	0	0	0	0	0	0	0	0	0		
	F	0	0	0	0	0	0	0	0	0	0	0	0	0		
Robbery	M	0	0	1	4	2	1	8	0	2	1	0	0	3		
	F	0	0	1	0	0	2	3	1	0	0	0	0	1		
Aggravated Assault	M	0	2	4	0	3	4	13	3	2	1	1	2	4		
	F	0	0	2	0	1	1	4	0	0	2	0	0	1		
Other Assaults	M	0	10	7	20	3	12	52	15	9	8	14	9	12		
	F	0	1	11	8	9	4	33	8	7	2	10	2	2		
Burglary	M	0	2	4	2	3	7	18	12	6	3	3	2	5		
	F	1	0	1	1	1	1	5	1	0	0	1	3	6		
Larceny--Theft	M	1	11	30	32	28	28	130	28	12	18	11	6	7		
	F	0	1	13	5	7	13	39	12	9	7	7	7	3		
Motor Vehicle Theft	M	0	0	1	3	5	4	13	0	0	0	0	0	1		
	F	0	1	1	0	2	0	4	0	0	0	0	0	0		
Arson	M	0	0	0	1	0	0	1	0	0	0	0	0	0		
	F	0	0	0	0	0	0	0	0	0	0	0	0	0		
Forgery & Counterfeiting	M	0	0	0	0	0	0	0	0	0	0	1	0	0		
	F	0	0	0	0	0	0	0	0	0	0	0	0	0		
Fraud	M	0	0	0	0	0	0	0	1	2	0	1	0	1		
	F	0	0	1	0	0	0	1	0	0	1	1	0	2		
Embezzlement	M	0	1	0	0	0	0	1	0	1	0	0	0	0		
	F	0	0	0	0	0	0	0	1	1	0	0	0	1		
Stolen Property-Buy, Possess, Receive	M	0	0	4	2	4	1	11	1	1	0	0	0	1		
	F	0	0	0	1	0	0	1	2	0	0	1	0	1		
Vandalism	M	0	1	5	7	9	3	25	1	1	4	0	2	4		
	F	0	0	0	0	1	0	1	0	0	1	1	1	0		
Weapons-carrying, possession, etc.	M	0	1	0	0	1	0	2	1	2	0	1	1	1		
	F	0	0	0	0	0	1	1	0	0	0	0	0	0		
Prostitution & Commercialized Vice	M	0	0	0	0	0	0	0	0	0	0	0	0	0		
	F	0	0	0	0	0	0	0	1	1	1	0	1	2		
Other Sex Offenses	M	0	3	2	0	1	1	7	2	3	1	0	0	3		
	F	0	0	1	0	0	0	1	0	0	0	0	0	0		
Drug Abuse Violations	M	0	0	12	15	11	9	47	15	15	12	14	16	8		
	F	0	0	2	0	2	2	6	1	5	4	2	7	6		
Gambling	M	0	0	0	0	0	0	0	1	0	0	0	0	0		
	F	0	0	0	0	0	0	0	0	0	0	0	0	0		
Offenses Against Family & Children	M	0	0	0	0	0	1	1	0	4	1	3	1	1		
	F	0	0	0	0	0	0	0	1	0	1	1	1	2		
Driving Under the Influence	M	0	0	0	0	1	0	1	5	7	10	12	14	5		
	F	0	0	0	0	0	0	0	0	1	0	0	5	3		
Liquor Laws	M	0	0	6	13	25	23	67	27	34	20	1	0	1		
	F	0	0	1	1	7	13	22	11	7	6	2	0	3		
Drunkenness	M	0	0	0	0	0	0	0	0	0	0	0	0	0		
	F	0	0	0	0	0	0	0	0	0	0	0	0	0		
Disorderly Conduct	M	0	0	1	0	0	0	1	0	1	1	0	2	1		
	F	0	1	0	0	0	3	4	0	1	0	0	0	0		
Vagrancy	M	0	0	0	0	0	0	0	0	0	0	0	0	1		
	F	0	0	0	0	0	0	0	0	0	0	0	0	0		
All Other Offenses (except Traffic)	M	4	4	12	14	18	12	64	5	11	9	6	11	3		
	F	0	2	8	3	5	4	22	0	2	3	2	3	2		
Suspicion	M	0	0	0	0	0	0	0	0	0	0	0	0	0		
	F	0	0	0	0	0	0	0	0	0	0	0	0	0		
Curfew and Loitering Law Violations	M	0	1	5	13	7	1	27	0	0	0	0	0	0		
	F	0	0	1	8	4	0	13	0	0	0	0	0	0		
Runaway	M	0	2	6	5	3	4	20	0	0	0	0	0	0		
	F	0	2	3	6	6	2	19	0	0	0	0	0	0		
GRAND TOTAL		6	46	146	164	169	160	691	156	147	117	96	96	94		

Arrests by Offense and Age

Sparks PD

OFFENSE	SEX	over									Total >18	Grand Total
		25-29	30-34	35-39	40-44	45-49	50-54	55-59	60-64	64		
Murder	M	0	1	0	0	0	0	1	0	0	2	2
	F	0	0	0	0	0	0	0	0	0	0	0
Manslaughter by Negligence	M	0	0	0	0	0	0	0	0	0	0	3
	F	0	0	0	0	0	0	0	0	0	0	0
Forcible Rape	M	0	1	0	0	0	0	0	0	0	1	1
	F	0	1	0	0	0	0	0	0	0	1	1
Robbery	M	6	2	2	1	1	0	0	0	0	18	26
	F	1	0	0	0	0	0	0	0	0	3	6
Aggravated Assault	M	16	12	8	9	7	5	3	1	0	79	92
	F	5	0	1	0	2	2	0	0	0	14	18
Other Assaults	M	40	50	26	24	29	18	11	3	2	283	335
	F	16	15	6	9	11	6	3	2	0	102	135
Burglary	M	15	18	22	11	10	8	2	0	0	125	143
	F	7	4	5	8	1	4	0	0	0	41	46
Larceny--Theft	M	26	18	13	18	12	12	7	1	3	200	330
	F	20	18	11	6	10	7	4	1	1	129	168
Motor Vehicle Theft	M	6	1	1	0	6	1	0	0	0	18	31
	F	1	0	0	0	1	0	0	0	0	2	6
Arson	M	0	0	1	0	0	0	0	0	0	1	2
	F	0	0	0	0	0	0	0	0	0	0	0
Forgery & Counterfeiting	M	2	0	0	2	2	0	0	0	0	7	7
	F	0	3	1	2	0	0	0	0	0	6	6
Fraud	M	6	2	3	4	1	0	2	0	0	24	24
	F	5	3	3	0	1	2	3	1	0	22	23
Embezzlement	M	1	1	1	1	0	0	0	0	0	5	6
	F	1	1	1	0	2	0	0	1	1	10	10
Stolen Property-Buy, Possess, Receive	M	8	8	2	5	3	4	1	0	1	35	46
	F	1	1	0	0	0	0	0	2	0	8	9
Vandalism	M	3	3	1	0	1	2	1	0	0	23	48
	F	2	0	0	0	2	0	0	0	0	7	8
Weapons-carrying, possession, etc.	M	3	4	1	4	1	2	0	0	1	22	24
	F	1	0	0	0	0	0	0	0	0	1	2
Prostitution & Commercialized Vice	M	1	1	0	0	0	0	0	0	0	2	2
	F	0	1	1	0	1	0	0	0	0	9	9
Other Sex Offenses	M	1	2	3	1	1	1	1	1	2	24	31
	F	0	1	0	0	0	0	0	0	0	1	2
Drug Abuse Violations	M	45	27	28	11	17	23	3	2	1	249	296
	F	15	12	6	4	5	4	1	0	0	80	86
Gambling	M	0	0	0	0	0	0	0	0	0	1	1
	F	0	0	0	1	0	0	0	0	0	1	1
Offenses Against Family & Children	M	10	5	9	1	0	3	2	0	1	42	43
	F	6	11	2	3	4	1	0	1	0	35	35
Driving Under the Influence	M	37	21	24	8	27	16	9	5	7	219	220
	F	10	6	7	10	9	18	7	1	1	80	80
Liquor Laws	M	3	4	6	4	12	5	1	1	2	123	190
	F	3	0	1	2	3	2	0	0	0	41	63
Drunkenness	M	0	0	0	0	0	0	0	0	0	0	0
	F	0	0	0	0	0	0	0	0	0	0	0
Disorderly Conduct	M	8	8	3	3	2	5	2	0	0	38	39
	F	1	2	0	0	1	0	0	1	3	10	14
Vagrancy	M	0	0	1	0	0	5	3	0	0	10	10
	F	0	0	0	0	0	0	0	0	0	0	0
All Other Offenses (except Traffic)	M	44	44	25	21	22	14	11	6	4	251	315
	F	13	17	9	8	10	9	4	2	2	86	108
Suspicion	M	0	0	0	0	0	0	0	0	0	0	0
	F	0	0	0	0	0	0	0	0	0	0	0
Curfew and Loitering Law Violations	M	0	0	0	0	0	0	0	0	0	0	27
	F	0	0	0	0	0	0	0	0	0	0	13
Runaway	M	0	0	0	0	0	0	0	0	0	0	20
	F	0	0	0	0	0	0	0	0	0	0	19
GRAND TOTAL		389	329	234	181	217	179	82	32	32	2,491	3,182

Arrests by Offense and Age

Storey Co SO

OFFENSE	SEX	9 &	10-12	13-14	15	16	17	Total <18	18	19	20	21	22	23	24
		Under													
Murder	M	0	0	0	0	0	0	0	0	0	0	0	0	0	0
	F	0	0	0	0	0	0	0	0	0	0	0	0	0	0
Manslaughter by Negligence	M	0	0	0	0	0	0	0	0	0	0	0	0	0	0
	F	0	0	0	0	0	0	0	0	0	0	0	0	0	0
Forcible Rape	M	0	0	0	0	0	0	0	0	0	0	0	0	0	0
	F	0	0	0	0	0	0	0	0	0	0	0	0	0	0
Robbery	M	0	0	0	0	0	0	0	0	0	0	0	0	0	0
	F	0	0	0	0	0	0	0	0	0	0	0	0	0	0
Aggravated Assault	M	0	0	0	0	0	0	0	0	0	0	0	0	0	0
	F	0	0	0	0	0	0	0	0	0	0	0	0	0	0
Other Assaults	M	0	0	0	0	0	0	0	0	0	0	0	0	0	0
	F	0	0	0	0	0	0	0	0	0	0	0	0	0	0
Burglary	M	0	0	0	0	0	0	0	0	0	0	0	0	0	0
	F	0	0	0	0	0	0	0	0	0	0	0	0	0	0
Larceny--Theft	M	0	0	0	0	0	0	0	0	0	0	0	0	0	0
	F	0	0	0	0	0	0	0	0	0	0	0	0	0	0
Motor Vehicle Theft	M	0	0	0	0	0	0	0	0	0	0	0	0	0	0
	F	0	0	0	0	0	0	0	0	0	0	0	0	0	0
Arson	M	0	0	0	0	0	0	0	0	0	0	0	0	0	0
	F	0	0	0	0	0	0	0	0	0	0	0	0	0	0
Forgery & Counterfeiting	M	0	0	0	0	0	0	0	0	0	0	0	0	0	0
	F	0	0	0	0	0	0	0	0	0	0	0	0	0	0
Fraud	M	0	0	0	0	0	0	0	0	0	0	0	0	0	0
	F	0	0	0	0	0	0	0	0	0	0	0	0	0	0
Embezzlement	M	0	0	0	0	0	0	0	0	0	0	0	0	0	0
	F	0	0	0	0	0	0	0	0	0	0	0	0	0	0
Stolen Property-Buy, Possess, Receive	M	0	0	0	0	0	0	0	0	0	0	0	0	0	0
	F	0	0	0	0	0	0	0	0	0	0	0	0	0	0
Vandalism	M	0	0	0	0	0	0	0	0	2	0	0	0	0	0
	F	0	0	0	0	0	0	0	0	0	0	0	0	0	0
Weapons-carrying, possession, etc.	M	0	0	0	0	0	0	0	0	0	0	0	0	0	0
	F	0	0	0	0	0	0	0	0	0	0	0	0	0	0
Prostitution & Commercialized Vice	M	0	0	0	0	0	0	0	0	0	0	0	0	0	0
	F	0	0	0	0	0	0	0	0	0	0	0	0	0	0
Other Sex Offenses	M	0	0	0	0	0	0	0	0	0	0	0	0	0	0
	F	0	0	0	0	0	0	0	0	0	0	0	0	0	0
Drug Abuse Violations	M	0	0	0	0	0	0	0	1	2	2	0	1	0	0
	F	0	0	0	0	0	0	0	0	0	0	0	0	0	0
Gambling	M	0	0	0	0	0	0	0	0	0	0	0	0	0	0
	F	0	0	0	0	0	0	0	0	0	0	0	0	0	0
Offenses Against Family & Children	M	0	0	0	0	0	0	0	2	0	1	0	0	0	0
	F	0	0	0	0	0	0	0	0	0	0	0	1	0	0
Driving Under the Influence	M	0	0	0	0	0	0	0	1	0	0	0	0	0	1
	F	0	0	0	0	0	0	0	0	0	0	0	0	0	0
Liquor Laws	M	0	0	0	0	0	0	0	0	0	0	0	0	0	0
	F	0	0	0	0	0	0	0	0	0	0	0	0	0	0
Drunkenness	M	0	0	0	0	0	0	0	0	0	0	0	0	0	0
	F	0	0	0	0	0	0	0	0	0	0	0	0	0	0
Disorderly Conduct	M	0	0	0	0	0	0	0	0	0	0	0	0	0	0
	F	0	0	0	0	0	0	0	0	0	0	0	0	0	0
Vagrancy	M	0	0	0	0	0	0	0	0	0	0	0	0	0	0
	F	0	0	0	0	0	0	0	0	0	0	0	0	0	0
All Other Offenses (except Traffic)	M	0	0	0	0	0	0	0	0	0	0	0	0	0	0
	F	0	0	0	0	0	0	0	0	0	0	0	0	0	0
Suspicion	M	0	0	0	0	0	0	0	0	0	0	0	0	0	0
	F	0	0	0	0	0	0	0	0	0	0	0	0	0	0
Curfew and Loitering Law Violations	M	0	0	0	0	0	0	0	0	0	0	0	0	0	0
	F	0	0	0	0	0	0	0	0	0	0	0	0	0	0
Runaway	M	0	0	0	0	0	0	0	0	0	0	0	0	0	0
	F	0	0	0	0	0	0	0	0	0	0	0	0	0	0
GRAND TOTAL		0	0	0	0	0	0	0	4	4	3	0	2	0	1

Arrests by Offense and Age

Storey Co SO

OFFENSE	SEX	over									Total >18	Grand Total
		25-29	30-34	35-39	40-44	45-49	50-54	55-59	60-64	64		
Murder	M	0	0	0	0	0	0	0	0	0	0	0
	F	0	0	0	0	0	0	0	0	0	0	0
Manslaughter by Negligence	M	0	0	0	0	0	0	0	0	0	0	0
	F	0	0	0	0	0	0	0	0	0	0	0
Forcible Rape	M	0	0	0	0	0	0	0	0	0	0	0
	F	0	0	0	0	0	0	0	0	0	0	0
Robbery	M	0	0	0	0	0	0	0	0	0	0	0
	F	0	0	0	0	0	0	0	0	0	0	0
Aggravated Assault	M	0	0	0	0	0	0	0	0	0	0	0
	F	0	0	0	0	1	0	0	0	0	1	1
Other Assaults	M	0	0	0	0	0	0	0	0	0	0	0
	F	0	0	0	0	0	0	0	0	0	0	0
Burglary	M	0	0	0	1	0	1	0	0	0	2	2
	F	0	0	0	0	0	0	0	0	0	0	0
Larceny--Theft	M	0	0	0	0	0	0	0	0	0	0	0
	F	0	0	0	0	0	0	0	0	0	0	0
Motor Vehicle Theft	M	0	0	0	0	0	0	0	0	0	0	0
	F	0	0	0	0	0	0	0	0	0	0	0
Arson	M	0	0	0	0	0	0	0	0	0	0	0
	F	0	0	0	0	0	0	0	0	0	0	0
Forgery & Counterfeiting	M	0	0	0	0	0	0	0	0	0	0	0
	F	0	0	0	0	0	0	0	0	0	0	0
Fraud	M	0	0	0	0	0	0	0	0	0	0	0
	F	0	0	0	0	0	0	0	0	0	0	0
Embezzlement	M	0	0	0	0	0	0	0	0	0	0	0
	F	0	0	0	0	0	0	0	0	0	0	0
Stolen Property-Buy, Possess, Receive	M	0	0	0	0	0	0	0	0	0	0	0
	F	0	0	0	0	0	0	0	0	0	0	0
Vandalism	M	0	0	0	0	0	1	0	0	0	3	3
	F	0	0	0	0	0	0	0	0	0	0	0
Weapons-carrying, possession, etc.	M	0	0	0	1	0	0	0	0	0	1	1
	F	0	0	0	0	0	0	0	0	0	0	0
Prostitution & Commercialized Vice	M	0	0	0	0	0	0	0	0	0	0	0
	F	0	0	0	0	0	0	0	0	0	0	0
Other Sex Offenses	M	0	0	0	0	0	0	0	0	0	0	0
	F	0	0	0	0	0	0	0	0	0	0	0
Drug Abuse Violations	M	1	0	0	1	1	0	0	1	0	10	10
	F	1	0	0	0	0	0	0	0	0	1	1
Gambling	M	0	0	0	0	0	0	0	0	0	0	0
	F	0	0	0	0	0	0	0	0	0	0	0
Offenses Against Family & Children	M	0	0	0	4	0	1	0	0	1	9	9
	F	0	0	0	1	1	1	0	0	0	4	4
Driving Under the Influence	M	0	0	1	1	0	0	2	3	1	10	10
	F	0	0	0	0	2	0	0	0	0	2	2
Liquor Laws	M	0	0	0	0	0	0	0	0	0	0	0
	F	0	0	0	0	0	0	0	0	0	0	0
Drunkenness	M	0	0	0	0	0	0	0	0	0	0	0
	F	0	0	0	0	0	0	0	0	0	0	0
Disorderly Conduct	M	1	0	0	0	0	0	0	0	0	1	1
	F	0	0	0	0	0	0	0	0	0	0	0
Vagrancy	M	0	0	0	0	0	0	0	0	0	0	0
	F	0	0	0	0	0	0	0	0	0	0	0
All Other Offenses (except Traffic)	M	0	1	0	0	0	0	0	0	0	1	1
	F	0	0	0	0	1	0	0	0	0	1	1
Suspicion	M	0	0	0	0	0	0	0	0	0	0	0
	F	0	0	0	0	0	0	0	0	0	0	0
Curfew and Loitering Law Violations	M	0	0	0	0	0	0	0	0	0	0	0
	F	0	0	0	0	0	0	0	0	0	0	0
Runaway	M	0	0	0	0	0	0	0	0	0	0	0
	F	0	0	0	0	0	0	0	0	0	0	0
GRAND TOTAL		3	1	1	9	6	4	2	4	2	46	46

Arrests by Offense and Age

TMCC PD

OFFENSE	SEX	9 &	10-12	13-14	15	16	17	Total <18	18	19	20	21	22	23	24
		Under													
Murder	M	0	0	0	0	0	0	0	0	0	0	0	0	0	0
	F	0	0	0	0	0	0	0	0	0	0	0	0	0	0
Manslaughter by Negligence	M	0	0	0	0	0	0	0	0	0	0	0	0	0	0
	F	0	0	0	0	0	0	0	0	0	0	0	0	0	0
Forcible Rape	M	0	0	0	0	0	0	0	0	0	0	0	0	0	0
	F	0	0	0	0	0	0	0	0	0	0	0	0	0	0
Robbery	M	0	0	0	0	0	0	0	0	0	0	0	0	0	0
	F	0	0	0	0	0	0	0	0	0	0	0	0	0	0
Aggravated Assault	M	0	0	0	0	0	0	0	0	0	0	0	0	0	0
	F	0	0	0	0	0	0	0	0	0	0	0	0	0	0
Other Assaults	M	0	0	0	0	0	0	0	0	0	0	0	0	0	0
	F	0	0	0	0	0	0	0	0	0	0	0	0	0	0
Burglary	M	0	0	0	0	0	0	0	0	0	0	0	0	0	0
	F	0	0	0	0	0	0	0	0	0	0	0	0	0	0
Larceny--Theft	M	0	0	0	0	0	0	0	0	0	0	0	0	0	0
	F	0	0	0	0	0	0	0	0	0	0	0	0	0	0
Motor Vehicle Theft	M	0	0	0	0	0	0	0	0	0	0	0	0	0	0
	F	0	0	0	0	0	0	0	0	0	0	0	0	0	0
Arson	M	0	0	0	0	0	0	0	0	0	0	0	0	0	0
	F	0	0	0	0	0	0	0	0	0	0	0	0	0	0
Forgery & Counterfeiting	M	0	0	0	0	0	0	0	0	0	0	0	0	0	0
	F	0	0	0	0	0	0	0	0	0	0	0	0	0	0
Fraud	M	0	0	0	0	0	0	0	0	0	0	0	0	0	0
	F	0	0	0	0	0	0	0	0	0	0	0	0	0	0
Embezzlement	M	0	0	0	0	0	0	0	0	0	0	0	0	0	0
	F	0	0	0	0	0	0	0	0	0	0	0	0	0	0
Stolen Property-Buy, Possess, Receive	M	0	0	0	0	0	0	0	0	0	0	0	0	0	0
	F	0	0	0	0	0	0	0	0	0	0	0	0	0	0
Vandalism	M	0	0	0	0	0	0	0	0	0	0	0	0	0	0
	F	0	0	0	0	0	0	0	0	0	0	0	0	0	0
Weapons-carrying, possession, etc.	M	0	0	0	0	0	0	0	0	0	0	0	0	0	0
	F	0	0	0	0	0	0	0	0	0	0	0	0	0	0
Prostitution & Commercialized Vice	M	0	0	0	0	0	0	0	0	0	0	0	0	0	0
	F	0	0	0	0	0	0	0	0	0	0	0	0	0	0
Other Sex Offenses	M	0	0	0	0	0	0	0	0	0	0	0	0	0	0
	F	0	0	0	0	0	0	0	0	0	0	0	0	0	0
Drug Abuse Violations	M	0	0	0	0	0	0	0	0	0	0	0	0	0	0
	F	0	0	0	0	0	0	0	0	0	0	0	0	0	0
Gambling	M	0	0	0	0	0	0	0	0	0	0	0	0	0	0
	F	0	0	0	0	0	0	0	0	0	0	0	0	0	0
Offenses Against Family & Children	M	0	0	0	0	0	0	0	0	0	0	0	0	0	0
	F	0	0	0	0	0	0	0	0	0	0	0	0	0	0
Driving Under the Influence	M	0	0	0	0	0	0	0	0	0	0	0	0	0	0
	F	0	0	0	0	0	0	0	0	0	0	0	0	0	0
Liquor Laws	M	0	0	0	0	0	0	0	0	0	0	0	0	0	0
	F	0	0	0	0	0	0	0	0	0	0	0	0	0	0
Drunkenness	M	0	0	0	0	0	0	0	0	0	0	0	0	0	0
	F	0	0	0	0	0	0	0	0	0	0	0	0	0	0
Disorderly Conduct	M	0	0	0	0	0	0	0	0	0	0	0	0	0	0
	F	0	0	0	0	0	0	0	0	0	0	0	0	0	0
Vagrancy	M	0	0	0	0	0	0	0	0	0	0	0	0	0	0
	F	0	0	0	0	0	0	0	0	0	0	0	0	0	0
All Other Offenses (except Traffic)	M	0	0	0	0	0	0	0	0	0	0	0	0	0	0
	F	0	0	0	0	0	0	0	0	0	0	0	0	0	0
Suspicion	M	0	0	0	0	0	0	0	0	0	0	0	0	0	0
	F	0	0	0	0	0	0	0	0	0	0	0	0	0	0
Curfew and Loitering Law Violations	M	0	0	0	0	0	0	0	0	0	0	0	0	0	0
	F	0	0	0	0	0	0	0	0	0	0	0	0	0	0
Runaway	M	0	0	0	0	0	0	0	0	0	0	0	0	0	0
	F	0	0	0	0	0	0	0	0	0	0	0	0	0	0
GRAND TOTAL		0	0	0	0	0	0	0	0	0	0	0	0	0	0

Arrests by Offense and Age

TMCC PD

OFFENSE	SEX	over									Total >18	Grand Total
		25-29	30-34	35-39	40-44	45-49	50-54	55-59	60-64	64		
Murder	M	0	0	0	0	0	0	0	0	0	0	0
	F	0	0	0	0	0	0	0	0	0	0	0
Manslaughter by Negligence	M	0	0	0	0	0	0	0	0	0	0	0
	F	0	0	0	0	0	0	0	0	0	0	0
Forcible Rape	M	0	0	0	0	0	0	0	0	0	0	0
	F	0	0	0	0	0	0	0	0	0	0	0
Robbery	M	0	1	0	0	0	1	0	0	0	2	2
	F	0	0	0	0	0	0	0	0	0	0	0
Aggravated Assault	M	0	0	0	0	0	0	0	0	0	0	0
	F	0	0	0	0	0	0	0	0	0	0	0
Other Assaults	M	0	0	0	0	0	0	0	0	0	0	0
	F	0	0	0	0	0	0	0	0	0	0	0
Burglary	M	0	0	0	0	0	0	0	0	0	0	0
	F	0	0	0	0	0	0	0	0	0	0	0
Larceny--Theft	M	0	0	0	0	0	0	0	0	0	0	0
	F	0	0	0	0	0	0	0	0	0	0	0
Motor Vehicle Theft	M	0	0	0	0	0	0	0	0	0	0	0
	F	0	0	0	0	0	0	0	0	0	0	0
Arson	M	0	0	0	0	0	0	0	0	0	0	0
	F	0	0	0	0	0	0	0	0	0	0	0
Forgery & Counterfeiting	M	0	0	0	0	0	0	0	0	0	0	0
	F	0	0	0	0	0	0	0	0	0	0	0
Fraud	M	0	0	0	0	0	0	0	0	0	0	0
	F	0	0	0	0	0	0	0	0	0	0	0
Embezzlement	M	0	0	0	0	0	0	0	0	0	0	0
	F	0	0	0	0	0	0	0	0	0	0	0
Stolen Property-Buy, Possess, Receive	M	0	0	0	0	0	0	0	0	0	0	0
	F	0	0	0	0	0	0	0	0	0	0	0
Vandalism	M	0	0	0	0	0	0	0	0	0	0	0
	F	0	0	0	0	0	0	0	0	0	0	0
Weapons-carrying, possession, etc.	M	0	0	0	0	0	0	0	0	0	0	0
	F	0	0	0	0	0	0	0	0	0	0	0
Prostitution & Commercialized Vice	M	0	0	0	0	0	0	0	0	0	0	0
	F	0	0	0	0	0	0	0	0	0	0	0
Other Sex Offenses	M	0	0	0	0	0	0	0	0	0	0	0
	F	0	0	0	0	0	0	0	0	0	0	0
Drug Abuse Violations	M	0	0	0	0	0	0	0	0	0	0	0
	F	0	0	0	0	0	0	0	0	0	0	0
Gambling	M	0	0	0	0	0	0	0	0	0	0	0
	F	0	0	0	0	0	0	0	0	0	0	0
Offenses Against Family & Children	M	0	0	0	0	0	0	0	0	0	0	0
	F	0	0	0	0	0	0	0	0	0	0	0
Driving Under the Influence	M	0	0	0	0	0	0	0	0	0	0	0
	F	0	0	0	0	0	0	0	0	0	0	0
Liquor Laws	M	0	0	0	0	0	0	0	0	0	0	0
	F	0	0	0	0	0	0	0	0	0	0	0
Drunkenness	M	0	0	0	0	0	0	0	0	0	0	0
	F	0	0	0	0	0	0	0	0	0	0	0
Disorderly Conduct	M	0	0	0	0	0	0	0	0	0	0	0
	F	0	0	0	0	0	0	0	0	0	0	0
Vagrancy	M	0	0	0	0	0	0	0	0	0	0	0
	F	0	0	0	0	0	0	0	0	0	0	0
All Other Offenses (except Traffic)	M	0	1	0	0	0	0	0	0	0	1	1
	F	0	0	0	0	0	0	0	0	0	0	0
Suspicion	M	0	0	0	0	0	0	0	0	0	0	0
	F	0	0	0	0	0	0	0	0	0	0	0
Curfew and Loitering Law Violations	M	0	0	0	0	0	0	0	0	0	0	0
	F	0	0	0	0	0	0	0	0	0	0	0
Runaway	M	0	0	0	0	0	0	0	0	0	0	0
	F	0	0	0	0	0	0	0	0	0	0	0
GRAND TOTAL		0	2	0	0	0	1	0	0	0	3	3

Arrests by Offense and Age

UNLV PD

OFFENSE	SEX	9 &	10-12	13-14	15	16	17	Total <18	18	19	20	21	22	23	24
		Under													
Murder	M	0	0	0	0	0	0	0	0	0	0	0	0	0	0
	F	0	0	0	0	0	0	0	0	0	0	0	0	0	0
Manslaughter by Negligence	M	0	0	0	0	0	0	0	0	0	0	0	0	0	0
	F	0	0	0	0	0	0	0	0	0	0	0	0	0	0
Forcible Rape	M	0	0	0	0	0	0	0	0	0	0	0	0	0	0
	F	0	0	0	0	0	0	0	0	0	0	0	0	0	0
Robbery	M	0	0	0	0	0	0	0	1	0	1	0	0	0	0
	F	0	0	0	0	0	0	0	0	0	0	0	0	0	0
Aggravated Assault	M	0	0	0	0	0	0	0	0	0	0	0	0	0	0
	F	0	0	0	0	1	0	1	0	0	0	0	1	0	0
Other Assaults	M	0	0	0	0	0	0	0	0	0	1	1	1	0	0
	F	0	0	0	0	1	0	1	1	0	0	0	1	0	0
Burglary	M	0	0	0	0	0	0	0	0	0	1	0	0	0	0
	F	0	0	0	0	0	0	0	0	0	0	0	0	0	0
Larceny--Theft	M	0	0	0	1	0	1	2	0	1	1	0	0	1	0
	F	0	0	0	0	0	0	0	0	0	0	0	0	0	0
Motor Vehicle Theft	M	0	0	0	0	0	0	0	1	1	0	0	0	0	0
	F	0	0	0	0	0	0	0	0	0	0	0	0	0	0
Arson	M	0	0	0	0	0	0	0	0	0	0	0	0	0	0
	F	0	0	0	0	0	0	0	0	0	0	0	0	0	0
Forgery & Counterfeiting	M	0	0	0	0	0	0	0	0	0	0	0	0	0	0
	F	0	0	0	0	0	0	0	0	0	0	0	0	0	0
Fraud	M	0	0	0	0	0	0	0	0	0	0	0	0	0	0
	F	0	0	0	0	0	0	0	0	0	0	0	0	0	0
Embezzlement	M	0	0	0	0	0	0	0	0	0	0	0	0	0	0
	F	0	0	0	0	0	0	0	0	0	0	0	0	0	0
Stolen Property-Buy, Possess, Receive	M	0	0	0	0	0	0	0	0	0	0	0	0	0	0
	F	0	0	0	0	0	0	0	0	0	0	0	0	0	0
Vandalism	M	0	0	0	0	0	0	0	0	0	0	0	0	0	0
	F	0	0	0	0	0	0	0	0	0	0	0	0	0	0
Weapons-carrying, possession, etc.	M	0	0	0	0	0	0	0	0	1	0	2	0	0	0
	F	0	0	0	0	0	0	0	0	0	0	0	0	0	0
Prostitution & Commercialized Vice	M	0	0	0	0	0	0	0	0	0	0	0	0	0	0
	F	0	0	0	0	0	0	0	0	0	0	0	0	0	0
Other Sex Offenses	M	0	0	0	0	0	0	0	0	0	0	0	0	0	0
	F	0	0	0	0	0	0	0	0	0	0	0	0	0	0
Drug Abuse Violations	M	0	0	0	0	0	0	0	11	6	4	1	0	0	0
	F	0	0	0	0	0	0	0	8	2	3	0	0	1	0
Gambling	M	0	0	0	0	0	0	0	0	0	0	0	0	0	0
	F	0	0	0	0	0	0	0	0	0	0	0	0	0	0
Offenses Against Family & Children	M	0	0	0	0	0	0	0	0	0	0	0	0	0	0
	F	0	0	0	0	0	0	0	0	0	0	0	0	0	0
Driving Under the Influence	M	0	0	0	0	0	0	0	0	0	0	0	0	0	0
	F	0	0	0	0	0	0	0	0	0	0	0	0	0	0
Liquor Laws	M	0	0	0	0	0	0	0	4	5	1	0	0	0	0
	F	0	0	0	0	0	2	2	3	2	1	0	0	0	0
Drunkenness	M	0	0	0	0	0	0	0	0	0	0	0	0	0	0
	F	0	0	0	0	0	0	0	0	0	0	0	0	0	0
Disorderly Conduct	M	0	0	0	0	0	0	0	0	0	0	0	0	0	0
	F	0	0	0	0	0	0	0	0	0	0	0	0	0	0
Vagrancy	M	0	0	0	0	0	0	0	0	0	0	0	0	0	0
	F	0	0	0	0	0	0	0	0	0	0	0	0	0	0
All Other Offenses (except Traffic)	M	0	0	0	0	0	0	0	0	1	1	0	1	1	1
	F	0	0	0	0	0	0	0	2	0	0	1	0	1	0
Suspicion	M	0	0	0	0	0	0	0	0	0	0	0	0	0	0
	F	0	0	0	0	0	0	0	0	0	0	0	0	0	0
Curfew and Loitering Law Violations	M	0	1	1	0	1	0	3	0	0	0	0	0	0	0
	F	0	0	0	0	0	0	0	0	0	0	0	0	0	0
Runaway	M	0	0	0	0	0	0	0	0	0	0	0	0	0	0
	F	0	0	0	0	0	0	0	0	0	0	0	0	0	0
GRAND TOTAL		0	1	1	1	3	3	9	31	19	14	5	4	4	1

Arrests by Offense and Age

UNLV PD

OFFENSE	SEX	over									Total >18	Grand Total
		25-29	30-34	35-39	40-44	45-49	50-54	55-59	60-64	64		
Murder	M	0	0	0	0	0	0	0	0	0	0	0
	F	0	0	0	0	0	0	0	0	0	0	0
Manslaughter by Negligence	M	0	0	0	0	0	0	0	0	0	0	0
	F	0	0	0	0	0	0	0	0	0	0	0
Forcible Rape	M	0	0	0	0	0	0	0	0	0	0	0
	F	0	0	0	0	0	0	0	0	0	0	0
Robbery	M	0	0	0	0	0	0	0	0	0	2	2
	F	0	0	0	0	0	0	0	0	0	0	0
Aggravated Assault	M	1	0	0	0	0	0	0	0	0	1	1
	F	0	0	0	0	0	0	0	0	0	1	2
Other Assaults	M	4	2	1	0	0	1	1	0	0	12	12
	F	0	0	1	1	0	0	0	0	0	4	5
Burglary	M	1	1	0	0	0	0	0	0	0	3	3
	F	0	0	0	0	0	0	0	0	0	0	0
Larceny--Theft	M	0	1	1	2	0	0	0	0	0	7	9
	F	2	0	0	0	0	0	0	0	0	2	2
Motor Vehicle Theft	M	0	0	0	0	0	0	0	0	0	2	2
	F	0	0	0	0	0	0	0	0	0	0	0
Arson	M	0	0	0	0	0	0	0	0	0	0	0
	F	0	0	0	0	0	0	0	0	0	0	0
Forgery & Counterfeiting	M	0	0	0	0	0	0	0	0	0	0	0
	F	0	0	0	0	0	0	0	0	0	0	0
Fraud	M	0	0	0	0	0	0	0	0	0	0	0
	F	0	0	0	0	0	0	0	0	0	0	0
Embezzlement	M	0	0	0	0	0	0	0	0	0	0	0
	F	0	0	0	0	0	0	0	0	0	0	0
Stolen Property-Buy, Possess, Receive	M	0	0	0	0	0	0	0	0	0	0	0
	F	0	0	0	0	0	0	0	0	0	0	0
Vandalism	M	0	0	0	0	0	0	0	0	0	0	0
	F	0	0	0	0	0	0	0	0	0	0	0
Weapons-carrying, possession, etc.	M	0	0	0	0	0	0	0	0	0	3	3
	F	0	0	0	0	0	0	0	0	0	0	0
Prostitution & Commercialized Vice	M	0	0	0	0	0	0	0	0	0	0	0
	F	0	0	0	0	0	0	0	0	0	0	0
Other Sex Offenses	M	0	0	0	1	0	1	0	0	0	2	2
	F	0	0	0	0	0	0	0	0	0	0	0
Drug Abuse Violations	M	1	2	1	0	0	0	0	0	0	26	26
	F	1	0	0	0	0	0	1	0	0	16	16
Gambling	M	0	0	0	0	0	0	0	0	0	0	0
	F	0	0	0	0	0	0	0	0	0	0	0
Offenses Against Family & Children	M	0	0	0	0	0	0	0	0	0	0	0
	F	0	0	0	0	0	0	0	0	0	0	0
Driving Under the Influence	M	1	0	0	0	1	1	0	0	0	3	3
	F	0	0	0	0	0	0	0	0	0	0	0
Liquor Laws	M	0	0	0	0	0	0	0	0	0	10	10
	F	0	0	0	0	0	0	0	0	0	6	8
Drunkenness	M	0	0	0	0	0	0	0	0	0	0	0
	F	0	0	0	0	0	0	0	0	0	0	0
Disorderly Conduct	M	0	0	0	0	0	0	0	0	1	1	1
	F	0	0	0	0	0	0	0	0	0	0	0
Vagrancy	M	0	0	0	0	0	0	0	0	0	0	0
	F	0	0	0	0	0	0	0	0	0	0	0
All Other Offenses (except Traffic)	M	2	0	4	5	4	3	0	0	2	25	25
	F	0	0	0	0	1	0	0	0	0	5	5
Suspicion	M	0	0	0	0	0	0	0	0	0	0	0
	F	0	0	0	0	0	0	0	0	0	0	0
Curfew and Loitering Law Violations	M	0	0	0	0	0	0	0	0	0	0	3
	F	0	0	0	0	0	0	0	0	0	0	0
Runaway	M	0	0	0	0	0	0	0	0	0	0	0
	F	0	0	0	0	0	0	0	0	0	0	0
GRAND TOTAL		13	6	8	9	6	6	2	0	3	131	140

Arrests by Offense and Age

UNR PD

OFFENSE		9 & Under							Total <18							
SEX	Under	10-12	13-14	15	16	17	18	19		20	21	22	23	24		
Murder	M	0	0	0	0	0	0	0	0	0	0	0	0	0		
	F	0	0	0	0	0	0	0	0	0	0	0	0	0		
Manslaughter by Negligence	M	0	0	0	0	0	0	0	0	0	0	0	0	0		
	F	0	0	0	0	0	0	0	0	0	0	0	0	0		
Forcible Rape	M	0	0	0	0	0	0	0	0	0	0	0	0	0		
	F	0	0	0	0	0	0	0	0	0	0	0	0	0		
Robbery	M	0	0	0	0	0	0	0	0	0	1	0	0	0		
	F	0	0	0	0	0	0	0	0	0	0	0	0	0		
Aggravated Assault	M	0	0	0	0	0	0	0	0	1	0	1	1	0		
	F	0	0	0	0	0	0	0	0	0	0	0	0	0		
Other Assaults	M	0	0	0	0	0	0	0	0	0	1	0	0	1		
	F	0	0	0	0	0	0	0	0	1	0	0	0	1		
Burglary	M	0	0	0	0	1	0	1	1	1	1	0	1	0		
	F	0	0	0	0	0	0	0	0	0	1	0	0	0		
Larceny--Theft	M	0	0	0	0	0	0	0	0	1	0	1	0	0		
	F	0	0	0	1	0	0	1	0	0	0	0	0	0		
Motor Vehicle Theft	M	0	0	0	0	0	0	0	0	0	0	0	0	0		
	F	0	0	0	0	0	0	0	0	0	0	0	0	0		
Arson	M	0	0	0	0	0	0	0	0	0	0	0	0	0		
	F	0	0	0	0	0	0	0	0	0	0	0	0	0		
Forgery & Counterfeiting	M	0	0	0	0	0	0	0	0	0	0	0	0	0		
	F	0	0	0	0	0	0	0	0	0	0	0	0	0		
Fraud	M	0	0	0	0	0	0	0	1	0	1	0	0	0		
	F	0	0	0	0	0	0	0	0	0	0	0	0	0		
Embezzlement	M	0	0	0	0	0	0	0	0	0	0	0	0	0		
	F	0	0	0	0	0	0	0	0	0	0	0	0	0		
Stolen Property-Buy, Possess, Receive	M	0	0	0	0	0	0	0	0	0	1	0	0	0		
	F	0	0	0	0	0	0	0	0	0	0	0	0	0		
Vandalism	M	0	0	0	0	0	0	0	0	1	0	0	0	0		
	F	0	0	0	0	0	0	0	0	0	0	0	0	0		
Weapons-carrying, possession, etc.	M	0	0	0	0	0	0	0	0	0	0	0	0	0		
	F	0	0	0	0	0	0	0	0	0	0	0	0	0		
Prostitution & Commercialized Vice	M	0	0	0	0	0	0	0	0	0	0	0	0	0		
	F	0	0	0	0	0	0	0	0	0	0	0	0	0		
Other Sex Offenses	M	0	0	0	0	0	0	0	0	0	0	0	0	0		
	F	0	0	0	0	0	0	0	0	0	0	0	0	0		
Drug Abuse Violations	M	0	0	0	0	0	0	0	3	2	1	0	0	0		
	F	0	0	0	0	0	0	0	1	0	0	0	0	0		
Gambling	M	0	0	0	0	0	0	0	0	0	0	0	0	0		
	F	0	0	0	0	0	0	0	0	0	0	0	0	0		
Offenses Against Family & Children	M	0	0	0	0	0	0	0	0	0	0	0	0	0		
	F	0	0	0	0	0	0	0	0	0	0	0	0	0		
Driving Under the Influence	M	0	0	0	0	0	0	0	0	6	3	5	6	4		
	F	0	0	0	0	0	0	0	0	1	2	1	3	3		
Liquor Laws	M	0	0	0	0	1	2	3	50	33	39	0	1	1		
	F	0	0	1	0	2	1	4	28	34	25	0	0	0		
Drunkenness	M	0	0	0	0	0	0	0	0	0	0	0	0	0		
	F	0	0	0	0	0	0	0	0	0	0	0	0	0		
Disorderly Conduct	M	0	0	0	0	0	0	0	0	0	0	0	0	0		
	F	0	0	0	0	0	0	0	0	0	0	0	0	0		
Vagrancy	M	0	0	0	0	0	0	0	0	0	0	0	0	0		
	F	0	0	0	0	0	0	0	0	0	0	0	0	0		
All Other Offenses (except Traffic)	M	0	0	1	0	0	0	1	4	6	6	4	8	1		
	F	0	0	0	0	0	0	0	2	0	1	2	1	4		
Suspicion	M	0	0	0	0	0	0	0	0	0	0	0	0	0		
	F	0	0	0	0	0	0	0	0	0	0	0	0	0		
Curfew and Loitering Law Violations	M	0	0	0	0	0	0	0	0	0	0	0	0	0		
	F	0	0	0	0	0	0	0	0	0	0	0	0	0		
Runaway	M	0	0	0	0	0	0	0	0	0	0	0	0	0		
	F	0	0	0	0	0	0	0	0	0	0	0	0	0		
GRAND TOTAL		0	0	2	1	4	3	10	91	86	82	15	21	10		
									8							

Arrests by Offense and Age

UNR PD

OFFENSE	SEX	over									Total >18	Grand Total
		25-29	30-34	35-39	40-44	45-49	50-54	55-59	60-64	64		
Murder	M	0	0	0	0	0	0	0	0	0	0	0
	F	0	0	0	0	0	0	0	0	0	0	0
Manslaughter by Negligence	M	0	0	0	0	0	0	0	0	0	0	0
	F	0	0	0	0	0	0	0	0	0	0	0
Forcible Rape	M	0	0	0	0	0	0	0	0	0	0	0
	F	0	0	0	0	0	0	0	0	0	0	0
Robbery	M	0	0	0	0	0	0	0	0	0	1	1
	F	0	0	0	0	0	0	0	0	0	0	0
Aggravated Assault	M	0	0	0	0	0	0	0	0	0	3	3
	F	0	0	0	0	0	0	0	0	0	0	0
Other Assaults	M	0	1	0	0	0	0	0	0	0	3	3
	F	0	0	0	0	0	0	0	0	0	2	2
Burglary	M	3	0	0	2	0	0	0	0	0	9	10
	F	0	0	0	0	0	0	0	0	0	1	1
Larceny--Theft	M	1	1	0	0	0	0	0	0	0	4	4
	F	0	0	0	0	0	0	0	0	0	0	1
Motor Vehicle Theft	M	0	0	0	0	0	0	0	0	0	0	0
	F	0	0	0	0	0	0	0	0	0	0	0
Arson	M	0	0	0	0	0	0	0	0	0	0	0
	F	0	0	0	0	0	0	0	0	0	0	0
Forgery & Counterfeiting	M	0	0	1	0	0	0	0	0	0	1	1
	F	0	0	0	0	0	0	0	0	0	0	0
Fraud	M	3	0	0	0	0	0	0	0	0	5	5
	F	0	0	0	0	2	0	0	0	0	2	2
Embezzlement	M	0	0	0	0	0	0	0	0	0	0	0
	F	0	1	0	0	0	0	0	0	0	1	1
Stolen Property-Buy, Possess, Receive	M	0	0	1	1	1	0	0	0	0	4	4
	F	0	0	0	0	0	0	0	0	0	0	0
Vandalism	M	1	0	0	0	0	0	0	0	0	2	2
	F	0	0	0	0	0	0	0	0	0	0	0
Weapons-carrying, possession, etc.	M	0	0	0	0	0	0	0	0	0	0	0
	F	0	0	0	0	0	0	0	0	0	0	0
Prostitution & Commercialized Vice	M	0	0	0	0	0	0	0	0	0	0	0
	F	0	0	0	0	0	0	0	0	0	0	0
Other Sex Offenses	M	0	0	0	0	0	0	0	0	0	0	0
	F	0	0	0	0	0	0	0	0	0	0	0
Drug Abuse Violations	M	3	1	0	0	0	0	0	0	0	10	10
	F	0	1	0	0	0	1	0	0	0	3	3
Gambling	M	0	0	0	0	0	0	0	0	0	0	0
	F	0	0	0	0	0	0	0	0	0	0	0
Offenses Against Family & Children	M	0	0	0	0	0	0	0	0	0	0	0
	F	0	0	0	0	0	0	0	0	0	0	0
Driving Under the Influence	M	8	4	1	1	1	0	0	1	0	40	40
	F	1	0	1	0	0	0	0	0	0	13	13
Liquor Laws	M	0	0	0	0	0	0	0	0	0	124	127
	F	0	0	0	0	0	0	0	0	0	87	91
Drunkenness	M	0	0	0	0	0	0	0	0	0	0	0
	F	0	0	0	0	0	0	0	0	0	0	0
Disorderly Conduct	M	0	0	0	1	0	0	0	0	0	1	1
	F	0	0	0	0	0	0	0	0	0	0	0
Vagrancy	M	0	0	0	0	0	0	0	0	0	0	0
	F	0	0	0	0	0	0	0	0	0	0	0
All Other Offenses (except Traffic)	M	12	7	2	4	4	4	3	0	0	69	70
	F	1	1	1	2	1	1	0	0	0	15	15
Suspicion	M	0	0	0	0	0	0	0	0	0	0	0
	F	0	0	0	0	0	0	0	0	0	0	0
Curfew and Loitering Law Violations	M	0	0	0	0	0	0	0	0	0	0	0
	F	0	0	0	0	0	0	0	0	0	0	0
Runaway	M	0	0	0	0	0	0	0	0	0	0	0
	F	0	0	0	0	0	0	0	0	0	0	0
GRAND TOTAL		33	17	7	11	9	6	3	1	0	400	410

Arrests by Offense and Age

Washoe Co Schools PD

OFFENSE	SEX	9 &	10-12	13-14	15	16	17	Total <18	18	19	20	21	22	23	24
		Under													
Murder	M	0	0	0	0	0	0	0	0	0	0	0	0	0	0
	F	0	0	0	0	0	0	0	0	0	0	0	0	0	0
Manslaughter by Negligence	M	0	0	0	0	0	0	0	0	0	0	0	0	0	0
	F	0	0	0	0	0	0	0	0	0	0	0	0	0	0
Forcible Rape	M	0	0	0	0	0	0	0	0	0	0	0	0	0	0
	F	0	0	0	0	0	0	0	0	0	0	0	0	0	0
Robbery	M	0	0	0	0	0	0	0	0	0	0	0	0	0	0
	F	0	0	0	0	0	0	0	0	0	0	0	0	0	0
Aggravated Assault	M	0	1	1	2	0	2	6	1	0	0	0	0	0	0
	F	0	0	6	2	1	0	9	0	0	0	0	0	0	0
Other Assaults	M	6	10	36	24	17	13	106	2	0	0	0	0	0	0
	F	1	4	22	15	14	6	62	1	1	0	0	0	0	0
Burglary	M	0	0	0	1	0	0	1	1	2	0	0	0	1	0
	F	0	0	0	0	0	0	0	1	0	0	0	0	0	0
Larceny--Theft	M	0	7	18	11	8	3	47	0	0	0	0	0	0	0
	F	1	5	7	4	1	4	22	1	0	0	0	0	0	0
Motor Vehicle Theft	M	0	0	0	0	0	1	1	0	0	0	0	0	0	0
	F	0	0	1	1	0	0	2	0	0	0	0	0	0	0
Arson	M	0	0	1	3	0	0	4	0	0	0	0	0	0	0
	F	0	0	2	0	0	1	3	0	0	0	0	0	0	0
Forgery & Counterfeiting	M	0	0	1	0	0	0	1	0	0	0	0	0	0	0
	F	0	0	0	0	0	0	0	0	0	0	0	0	0	0
Fraud	M	0	0	0	0	0	0	0	0	0	0	0	0	0	0
	F	0	0	0	0	0	0	0	0	0	0	0	0	0	0
Embezzlement	M	0	0	0	0	0	0	0	0	0	0	0	0	0	0
	F	0	0	0	0	0	0	0	0	0	0	0	0	0	0
Stolen Property-Buy, Possess, Receive	M	0	0	5	3	0	2	10	1	0	0	0	0	0	1
	F	0	1	1	1	0	0	3	0	0	0	0	0	0	0
Vandalism	M	0	5	11	6	6	6	34	0	1	0	0	0	0	0
	F	0	3	2	2	2	0	9	0	0	0	0	0	0	0
Weapons-carrying, possession, etc.	M	3	3	4	4	2	2	18	0	0	1	0	0	0	0
	F	0	1	0	1	0	0	2	0	0	0	0	0	0	0
Prostitution & Commercialized Vice	M	0	0	0	0	0	0	0	0	0	0	0	0	0	0
	F	0	0	0	0	0	0	0	0	0	0	0	0	0	0
Other Sex Offenses	M	0	0	2	1	0	0	3	0	0	0	0	0	0	0
	F	0	0	0	0	0	0	0	0	0	0	0	0	0	0
Drug Abuse Violations	M	1	10	56	53	36	30	186	6	3	1	0	0	0	0
	F	0	2	11	23	3	6	45	0	0	0	0	0	0	0
Gambling	M	0	0	0	0	0	0	0	0	0	0	0	0	0	0
	F	0	0	0	0	0	0	0	0	0	0	0	0	0	0
Offenses Against Family & Children	M	0	0	0	0	0	0	0	1	0	0	0	0	0	0
	F	0	0	0	0	0	0	0	0	0	0	0	0	0	0
Driving Under the Influence	M	0	0	0	0	0	2	2	0	0	0	0	0	0	0
	F	0	0	0	0	0	0	0	0	0	0	0	0	0	0
Liquor Laws	M	0	0	8	9	9	12	38	1	0	0	0	0	0	0
	F	0	1	13	4	7	2	27	1	0	0	0	0	0	0
Drunkenness	M	0	0	4	4	5	5	18	0	1	0	0	0	0	0
	F	0	0	3	4	2	1	10	0	0	0	0	0	0	0
Disorderly Conduct	M	3	9	16	10	10	7	55	3	0	0	0	0	0	0
	F	0	1	10	4	2	0	17	1	0	0	0	0	0	0
Vagrancy	M	0	0	0	0	0	0	0	0	0	0	0	0	0	0
	F	0	0	0	0	0	0	0	0	0	0	0	0	0	0
All Other Offenses (except Traffic)	M	4	16	59	58	55	42	234	5	4	0	0	1	2	1
	F	3	6	34	29	21	8	101	2	0	0	0	0	1	0
Suspicion	M	1	1	0	0	0	0	2	0	0	0	0	0	0	0
	F	0	1	0	0	0	0	1	0	0	0	0	0	0	0
Curfew and Loitering Law Violations	M	0	0	3	3	0	0	6	0	0	0	0	0	0	0
	F	0	0	1	1	0	0	2	0	0	0	0	0	0	0
Runaway	M	0	1	2	0	3	2	8	0	0	0	0	0	0	0
	F	0	0	2	5	5	1	13	0	0	0	0	0	0	0
GRAND TOTAL		23	88	342	288	209	158	1,108	28	12	2	0	1	4	2

Arrests by Offense and Age

Washoe Co Schools PD

OFFENSE	SEX	over									Total >18	Grand Total
		25-29	30-34	35-39	40-44	45-49	50-54	55-59	60-64	64		
Murder	M	0	0	0	0	0	0	0	0	0	0	0
	F	0	0	0	0	0	0	0	0	0	0	0
Manslaughter by Negligence	M	0	0	0	0	0	0	0	0	0	0	0
	F	0	0	0	0	0	0	0	0	0	0	0
Forcible Rape	M	0	0	0	0	0	0	0	0	0	0	0
	F	0	0	0	0	0	0	0	0	0	0	0
Robbery	M	0	0	0	0	0	0	0	0	0	0	0
	F	0	0	0	0	0	0	0	0	0	0	0
Aggravated Assault	M	0	0	0	0	0	0	0	0	0	1	7
	F	0	0	0	0	0	0	0	0	0	0	9
Other Assaults	M	0	0	0	0	0	0	0	0	0	2	108
	F	0	1	0	0	0	0	0	0	0	3	65
Burglary	M	0	0	0	0	0	0	0	0	0	4	5
	F	0	0	0	0	0	0	0	0	0	1	1
Larceny--Theft	M	1	0	0	0	1	1	0	0	0	3	50
	F	0	0	0	0	0	0	0	0	0	1	23
Motor Vehicle Theft	M	0	0	0	0	0	0	0	0	0	0	1
	F	0	0	0	0	0	0	0	0	0	0	2
Arson	M	0	0	0	0	0	0	0	0	0	0	4
	F	0	0	0	0	0	0	0	0	0	0	3
Forgery & Counterfeiting	M	0	0	0	0	0	0	0	0	0	0	1
	F	0	0	0	0	0	0	0	0	0	0	0
Fraud	M	0	0	0	0	1	0	0	0	0	1	1
	F	1	0	0	0	0	0	0	0	0	1	1
Embezzlement	M	0	0	0	0	0	0	0	0	0	0	0
	F	0	0	0	0	0	0	1	0	0	1	1
Stolen Property-Buy, Possess, Receive	M	0	0	0	0	0	0	0	0	0	2	12
	F	0	0	0	0	0	0	0	0	0	0	3
Vandalism	M	0	0	0	0	0	0	0	0	0	1	35
	F	0	0	0	0	0	0	0	0	0	0	9
Weapons-carrying, possession, etc.	M	0	0	0	0	1	0	1	0	0	3	21
	F	0	0	0	0	0	0	0	0	0	0	2
Prostitution & Commercialized Vice	M	0	0	0	0	0	0	0	0	0	0	0
	F	0	0	0	0	0	0	0	0	0	0	0
Other Sex Offenses	M	0	0	0	0	0	0	0	0	0	0	3
	F	0	0	0	0	0	0	0	0	0	0	0
Drug Abuse Violations	M	0	0	0	0	0	0	0	0	0	10	196
	F	0	0	0	0	0	0	0	0	0	0	45
Gambling	M	0	0	0	0	0	0	0	0	0	0	0
	F	0	0	0	0	0	0	0	0	0	0	0
Offenses Against Family & Children	M	0	0	0	0	0	0	0	0	0	1	1
	F	0	0	0	0	0	0	0	0	0	0	0
Driving Under the Influence	M	0	0	1	0	0	0	0	1	0	2	4
	F	1	0	0	0	0	0	1	0	0	2	2
Liquor Laws	M	0	0	0	0	1	0	0	0	0	2	40
	F	0	0	0	0	0	0	0	0	0	1	28
Drunkenness	M	0	0	0	0	0	1	0	0	0	2	20
	F	0	0	0	1	0	0	0	0	0	1	11
Disorderly Conduct	M	1	0	0	0	0	0	0	0	0	4	59
	F	1	1	0	0	1	0	0	0	0	4	21
Vagrancy	M	0	0	0	0	0	0	0	0	0	0	0
	F	0	0	0	0	0	0	0	0	0	0	0
All Other Offenses (except Traffic)	M	1	1	2	0	3	0	0	0	0	20	254
	F	3	2	0	2	0	1	0	0	1	12	113
Suspicion	M	0	0	0	0	0	0	0	0	0	0	2
	F	0	0	0	0	0	0	0	0	0	0	1
Curfew and Loitering Law Violations	M	0	0	0	0	0	0	0	0	0	0	6
	F	0	0	0	0	0	0	0	0	0	0	2
Runaway	M	0	0	0	0	0	0	0	0	0	0	8
	F	0	0	0	0	0	0	0	0	0	0	13
GRAND TOTAL		9	5	3	3	8	3	3	1	1	85	1,193

Arrests by Offense and Age

Washoe Co SO

OFFENSE		9 & Under							Total <18							
		SEX	Under	10-12	13-14	15	16	17		18	19	20	21	22	23	24
Murder	M	0	0	0	0	0	0	0	1	1	1	0	1	0	0	
	F	0	0	0	0	0	0	0	0	0	0	0	0	0	0	
Manslaughter by Negligence	M	0	0	0	0	0	0	0	0	0	0	0	0	0	0	
	F	0	0	0	0	0	0	0	0	0	0	0	0	0	0	
Forcible Rape	M	0	0	0	0	1	0	1	1	0	0	3	0	1	1	
	F	0	0	0	0	0	0	0	0	0	0	0	0	0	0	
Robbery	M	0	0	0	0	0	0	0	2	2	1	1	1	2	0	
	F	0	0	0	0	0	0	0	0	1	0	0	1	0	0	
Aggravated Assault	M	0	0	1	2	6	8	17	5	3	5	4	9	8	1	
	F	0	0	3	2	2	2	9	1	3	2	2	0	0	0	
Other Assaults	M	0	1	4	8	10	5	28	5	6	2	6	9	6	5	
	F	0	1	7	6	6	5	25	0	3	1	2	5	1	2	
Burglary	M	0	1	2	4	3	6	16	5	2	11	3	3	2	1	
	F	0	1	0	2	1	1	5	1	1	2	0	1	2	4	
Larceny--Theft	M	0	0	5	0	1	2	8	2	0	1	3	5	1	1	
	F	0	0	0	0	1	0	1	0	2	0	1	0	0	1	
Motor Vehicle Theft	M	0	0	0	1	1	0	2	0	1	0	1	0	0	0	
	F	0	0	0	0	0	0	0	0	0	0	0	0	0	0	
Arson	M	0	1	1	0	0	0	2	0	0	0	0	0	0	0	
	F	0	0	0	0	0	0	0	0	0	0	0	0	0	0	
Forgery & Counterfeiting	M	0	0	0	0	0	0	0	0	0	0	0	0	0	0	
	F	0	0	0	0	0	0	0	0	0	0	0	0	0	0	
Fraud	M	0	0	0	0	1	0	1	1	1	3	0	2	0	0	
	F	0	0	0	0	0	0	0	0	0	2	0	0	3	3	
Embezzlement	M	0	0	0	0	0	0	0	0	0	0	0	0	0	0	
	F	0	0	0	0	0	0	0	0	0	1	0	0	0	0	
Stolen Property-Buy, Possess, Receive	M	0	0	0	1	1	0	2	2	0	1	2	0	0	1	
	F	0	0	0	0	0	0	0	0	0	1	0	0	0	0	
Vandalism	M	0	1	2	4	6	3	16	2	4	2	2	3	0	0	
	F	0	0	0	1	1	0	2	1	1	0	1	0	1	1	
Weapons-carrying, possession, etc.	M	0	0	0	0	0	0	0	4	5	2	0	1	1	1	
	F	0	0	0	0	0	0	0	0	0	0	0	0	0	0	
Prostitution & Commercialized Vice	M	0	0	0	0	0	0	0	0	0	0	0	0	0	0	
	F	0	0	0	0	0	0	0	0	0	0	0	0	0	0	
Other Sex Offenses	M	0	3	0	1	0	0	4	1	0	1	0	1	0	0	
	F	0	0	0	0	0	0	0	0	0	0	0	0	0	0	
Drug Abuse Violations	M	0	0	3	1	5	9	18	7	2	6	7	9	9	6	
	F	0	0	1	0	0	0	1	1	1	0	4	1	4	4	
Gambling	M	0	0	0	0	0	0	0	0	0	0	0	0	0	0	
	F	0	0	0	0	0	0	0	0	0	0	0	0	0	0	
Offenses Against Family & Children	M	0	0	0	0	0	0	0	13	10	8	6	1	3	2	
	F	0	0	1	0	0	1	2	3	3	3	1	1	0	1	
Driving Under the Influence	M	0	0	0	0	0	3	3	5	7	11	14	16	13	13	
	F	0	0	0	0	0	0	0	0	3	1	3	4	7	6	
Liquor Laws	M	0	0	5	22	29	35	91	39	46	34	0	1	0	0	
	F	0	0	5	9	18	11	43	13	13	8	0	0	0	0	
Drunkenness	M	0	0	0	0	0	0	0	0	0	0	0	0	0	0	
	F	0	0	0	0	0	0	0	0	0	0	0	0	0	0	
Disorderly Conduct	M	0	0	0	0	0	0	0	0	1	1	0	0	0	0	
	F	0	0	0	0	0	0	0	0	0	0	0	0	1	0	
Vagrancy	M	0	0	0	0	0	0	0	0	0	0	0	0	0	0	
	F	0	0	0	0	0	0	0	0	0	0	0	0	0	0	
All Other Offenses (except Traffic)	M	0	5	4	16	26	31	82	41	91	79	106	96	69	80	
	F	0	2	4	2	4	6	18	10	23	20	43	30	36	36	
Suspicion	M	0	0	0	0	0	0	0	0	0	0	0	0	0	0	
	F	0	0	0	0	0	0	0	0	0	0	0	0	0	0	
Curfew and Loitering Law Violations	M	0	2	17	14	16	12	61	0	0	0	0	0	0	0	
	F	0	0	13	13	16	6	48	0	0	0	0	0	0	0	
Runaway	M	0	1	4	0	3	5	13	0	0	0	0	0	0	0	
	F	0	0	3	0	2	2	7	0	0	0	0	0	0	0	
GRAND TOTAL		0	19	85	109	160	153	526	166	236	210	215	201	170	170	

Arrests by Offense and Age

Washoe Co SO

OFFENSE	SEX	over									Total >18	Grand Total
		25-29	30-34	35-39	40-44	45-49	50-54	55-59	60-64	64		
Murder	M	1	1	1	0	0	0	1	0	0	8	8
	F	0	0	0	0	0	0	0	0	0	0	0
Manslaughter by Negligence	M	0	0	0	0	0	0	0	0	0	0	0
	F	0	0	0	0	0	0	0	0	0	0	0
Forcible Rape	M	0	0	0	0	1	0	0	1	0	8	9
	F	0	0	0	0	0	0	0	0	0	0	0
Robbery	M	0	3	1	1	1	0	0	1	0	16	16
	F	0	0	0	0	0	0	0	0	0	2	2
Aggravated Assault	M	24	21	13	11	9	3	6	1	0	123	140
	F	5	1	3	4	5	3	1	0	2	32	41
Other Assaults	M	25	17	13	23	23	17	10	2	3	172	200
	F	14	17	11	9	5	6	4	0	2	82	107
Burglary	M	16	10	3	9	7	4	1	0	0	77	93
	F	10	8	0	4	4	2	0	0	0	39	44
Larceny--Theft	M	5	4	1	1	1	4	2	0	0	31	39
	F	0	2	0	0	1	1	1	0	0	9	10
Motor Vehicle Theft	M	2	1	1	2	0	1	1	0	0	10	12
	F	4	2	0	0	0	0	1	0	0	7	7
Arson	M	2	1	0	0	2	0	1	1	1	8	10
	F	0	1	0	0	1	0	1	0	0	3	3
Forgery & Counterfeiting	M	0	0	2	0	0	1	0	0	0	3	3
	F	0	2	0	0	1	0	0	0	0	3	3
Fraud	M	2	4	5	5	2	1	4	0	1	31	32
	F	5	6	5	7	6	2	4	1	1	45	45
Embezzlement	M	1	1	1	1	1	0	0	0	0	5	5
	F	1	1	0	0	1	1	0	0	0	5	5
Stolen Property-Buy, Possess, Receive	M	2	5	0	2	2	0	0	0	0	17	19
	F	1	1	1	1	1	1	0	0	0	7	7
Vandalism	M	7	6	1	2	0	3	2	2	0	36	52
	F	2	0	1	0	0	0	1	1	0	10	12
Weapons-carrying, possession, etc.	M	6	7	3	4	3	1	0	0	0	38	38
	F	0	0	0	0	0	0	1	0	0	1	1
Prostitution & Commercialized Vice	M	0	0	0	0	0	0	0	0	0	0	0
	F	0	0	0	0	0	0	0	0	0	0	0
Other Sex Offenses	M	3	0	1	1	3	1	3	1	0	16	20
	F	0	0	0	0	1	0	1	0	0	2	2
Drug Abuse Violations	M	25	19	8	16	8	8	5	4	2	141	159
	F	5	8	1	1	3	3	0	0	0	36	37
Gambling	M	0	0	0	0	0	0	0	0	0	0	0
	F	0	0	0	0	0	0	0	0	0	0	0
Offenses Against Family & Children	M	8	6	5	8	6	6	0	0	1	83	83
	F	4	11	1	10	3	4	0	0	0	45	47
Driving Under the Influence	M	42	38	23	35	25	25	17	9	8	301	304
	F	10	12	4	10	11	11	8	3	2	95	95
Liquor Laws	M	0	2	0	2	1	0	0	3	0	128	219
	F	0	0	1	0	0	0	0	0	0	35	78
Drunkenness	M	0	0	0	0	0	0	0	0	0	0	0
	F	0	0	0	0	0	0	0	0	0	0	0
Disorderly Conduct	M	2	2	3	1	0	1	0	0	0	11	11
	F	1	0	0	0	1	0	0	0	0	3	3
Vagrancy	M	0	0	0	0	0	0	0	0	0	0	0
	F	0	0	0	0	0	0	0	0	0	0	0
All Other Offenses (except Traffic)	M	360	253	177	167	148	109	62	25	13	1,876	1,958
	F	130	103	72	67	59	23	19	3	3	677	695
Suspicion	M	0	0	0	0	0	0	0	0	0	0	0
	F	0	0	0	0	0	0	0	0	0	0	0
Curfew and Loitering Law Violations	M	0	0	0	0	0	0	0	0	0	0	61
	F	0	0	0	0	0	0	0	0	0	0	48
Runaway	M	0	0	0	0	0	0	0	0	0	0	13
	F	0	0	0	0	0	0	0	0	0	0	7
GRAND TOTAL		725	576	362	404	346	242	157	58	39	4,277	4,803

Arrests by Offense and Age

West Wendover PD

OFFENSE	SEX	9 &	10-12	13-14	15	16	17	Total <18	18	19	20	21	22	23	24
		Under													
Murder	M	0	0	0	0	0	0	0	0	0	0	0	0	0	0
	F	0	0	0	0	0	0	0	0	0	0	0	0	0	0
Manslaughter by Negligence	M	0	0	0	0	0	0	0	0	0	0	0	0	0	0
	F	0	0	0	0	0	0	0	0	0	0	0	0	0	0
Forcible Rape	M	0	0	0	0	0	0	0	0	0	0	1	0	1	0
	F	0	0	0	0	0	0	0	0	0	0	0	0	0	0
Robbery	M	0	0	0	0	0	0	0	0	0	0	0	0	0	0
	F	0	0	0	0	0	0	0	0	0	0	0	0	0	0
Aggravated Assault	M	0	0	0	0	0	0	0	1	2	4	0	0	0	2
	F	0	0	0	0	0	0	0	0	0	0	0	0	0	0
Other Assaults	M	0	1	3	3	1	1	9	0	2	4	6	4	2	1
	F	1	3	1	1	0	0	6	1	2	0	1	1	4	1
Burglary	M	0	0	0	0	0	1	1	0	0	0	0	0	0	1
	F	0	0	0	0	0	0	0	0	0	0	0	0	0	0
Larceny--Theft	M	0	0	0	0	0	1	1	0	0	3	1	0	1	1
	F	0	1	0	0	0	0	1	0	0	0	1	0	0	1
Motor Vehicle Theft	M	0	0	2	0	0	0	2	0	0	1	0	0	0	0
	F	0	0	0	0	0	0	0	0	0	0	0	0	0	0
Arson	M	0	1	0	0	0	0	1	0	0	0	0	0	0	0
	F	0	0	0	0	0	0	0	0	0	0	0	0	0	0
Forgery & Counterfeiting	M	0	0	0	0	0	0	0	0	0	0	0	0	0	0
	F	0	0	0	0	0	0	0	0	0	0	0	0	0	0
Fraud	M	0	0	0	0	0	0	0	0	0	0	0	0	0	0
	F	0	0	0	0	0	0	0	0	0	0	0	0	0	0
Embezzlement	M	0	0	0	0	0	0	0	0	0	0	0	0	0	0
	F	0	0	0	0	0	0	0	0	0	0	0	0	0	0
Stolen Property-Buy, Possess, Receive	M	0	0	0	0	0	1	1	1	0	0	0	0	0	0
	F	0	0	0	0	0	0	0	0	0	0	0	0	0	1
Vandalism	M	0	2	2	1	0	1	6	0	0	0	0	1	0	0
	F	0	0	0	0	0	0	0	0	0	0	0	0	0	0
Weapons-carrying, possession, etc.	M	0	0	0	0	0	0	0	0	0	1	0	0	0	0
	F	0	0	0	0	0	0	0	0	0	0	0	0	0	0
Prostitution & Commercialized Vice	M	0	0	0	0	0	0	0	0	0	0	0	0	0	0
	F	0	0	0	0	0	0	0	0	0	0	0	0	0	0
Other Sex Offenses	M	0	0	0	0	0	1	1	0	1	0	0	0	0	0
	F	0	0	0	0	0	0	0	0	0	0	0	0	0	0
Drug Abuse Violations	M	0	0	4	4	0	1	9	1	4	3	1	0	2	0
	F	0	0	0	0	0	0	0	0	0	0	1	0	2	0
Gambling	M	0	0	0	0	0	0	0	0	0	0	0	0	0	0
	F	0	0	0	0	0	0	0	0	0	1	0	0	0	0
Offenses Against Family & Children	M	0	0	0	0	1	0	1	0	0	0	2	1	0	0
	F	0	0	0	0	0	0	0	0	0	0	1	0	0	2
Driving Under the Influence	M	0	0	0	0	1	1	2	0	3	0	2	3	0	1
	F	0	0	0	0	0	0	0	0	0	0	0	0	0	0
Liquor Laws	M	0	0	0	0	0	1	1	5	4	2	0	0	0	0
	F	0	0	1	1	1	0	3	1	0	1	0	0	0	0
Drunkenness	M	0	0	1	0	0	0	1	0	0	0	0	0	0	0
	F	0	0	0	0	0	0	0	0	0	0	0	0	0	0
Disorderly Conduct	M	0	4	6	2	2	0	14	0	2	1	0	1	1	1
	F	0	0	0	0	0	1	1	0	0	0	0	1	0	0
Vagrancy	M	0	1	0	0	0	0	1	0	0	2	0	3	0	0
	F	0	0	0	0	0	0	0	0	0	0	0	1	0	0
All Other Offenses (except Traffic)	M	0	2	4	2	2	0	10	3	2	8	3	3	3	2
	F	0	0	0	0	0	1	1	4	0	2	0	1	1	0
Suspicion	M	0	0	0	0	0	0	0	0	0	0	0	0	0	0
	F	0	0	0	0	0	0	0	0	0	0	0	0	0	0
Curfew and Loitering Law Violations	M	0	2	3	1	1	0	7	0	0	0	0	0	0	0
	F	0	0	0	2	0	1	3	0	0	0	0	0	0	0
Runaway	M	0	0	1	0	2	0	3	0	0	0	0	0	0	0
	F	0	0	0	0	0	0	0	0	0	0	0	0	0	0
GRAND TOTAL		1	17	28	17	11	12	86	17	22	33	20	20	17	14

Arrests by Offense and Age

West Wendover PD

OFFENSE	SEX	over									Total >18	Grand Total
		25-29	30-34	35-39	40-44	45-49	50-54	55-59	60-64	64		
Murder	M	0	0	0	0	0	0	0	0	0	0	0
	F	0	0	0	0	0	0	0	0	0	0	0
Manslaughter by Negligence	M	0	0	0	0	0	0	0	0	0	0	0
	F	0	0	0	0	0	0	0	0	0	0	0
Forcible Rape	M	0	0	0	1	1	1	0	0	0	5	5
	F	0	0	0	0	0	0	0	0	0	0	0
Robbery	M	0	0	0	0	0	0	0	0	0	0	0
	F	0	0	0	0	0	0	0	0	0	0	0
Aggravated Assault	M	2	0	0	0	0	0	0	0	0	11	11
	F	0	0	0	0	1	0	0	0	0	1	1
Other Assaults	M	22	18	15	5	8	5	2	2	0	96	105
	F	10	6	1	2	7	5	0	0	1	42	48
Burglary	M	7	2	0	2	1	0	0	0	0	13	14
	F	0	0	0	0	1	0	0	0	0	1	1
Larceny--Theft	M	5	5	1	2	0	2	0	0	0	21	22
	F	2	4	2	0	2	0	0	0	1	13	14
Motor Vehicle Theft	M	1	1	0	1	0	0	0	0	0	4	6
	F	1	0	0	0	0	0	0	0	0	1	1
Arson	M	1	0	0	0	0	0	0	0	0	1	2
	F	0	0	0	0	0	0	0	0	0	0	0
Forgery & Counterfeiting	M	1	0	0	1	1	0	0	0	0	3	3
	F	1	0	0	2	0	0	0	0	0	3	3
Fraud	M	1	0	1	3	1	0	0	0	0	6	6
	F	0	1	0	0	1	1	0	0	0	3	3
Embezzlement	M	0	1	0	0	0	0	0	0	0	1	1
	F	0	1	0	0	0	0	0	0	0	1	1
Stolen Property-Buy, Possess, Receive	M	2	1	0	0	0	0	0	0	0	4	5
	F	1	0	0	0	0	0	0	0	0	2	2
Vandalism	M	0	0	0	0	0	0	1	0	0	2	8
	F	1	0	1	0	0	1	0	0	0	3	3
Weapons-carrying, possession, etc.	M	1	0	0	0	0	0	0	0	0	2	2
	F	0	0	0	0	0	0	0	0	0	0	0
Prostitution & Commercialized Vice	M	0	0	1	0	0	0	0	0	0	1	1
	F	0	0	0	0	0	0	0	0	0	0	0
Other Sex Offenses	M	0	2	1	1	1	0	1	0	0	7	8
	F	0	0	0	0	0	0	0	0	0	0	0
Drug Abuse Violations	M	4	4	2	2	1	0	2	1	0	27	36
	F	3	3	0	0	0	0	2	0	0	11	11
Gambling	M	0	0	0	0	0	1	0	0	0	1	1
	F	0	0	0	0	0	0	0	0	0	1	1
Offenses Against Family & Children	M	3	0	0	1	0	0	0	0	0	7	8
	F	0	0	0	0	0	1	0	0	0	4	4
Driving Under the Influence	M	9	0	2	3	9	0	1	1	0	34	36
	F	1	1	0	0	0	1	0	0	0	3	3
Liquor Laws	M	0	0	2	0	0	0	0	0	0	13	14
	F	0	0	0	0	0	0	0	0	0	2	5
Drunkenness	M	0	0	0	0	0	0	0	0	0	0	1
	F	0	0	0	0	0	0	0	0	0	0	0
Disorderly Conduct	M	6	5	2	1	2	0	2	0	0	24	38
	F	0	1	0	3	1	0	0	0	0	6	7
Vagrancy	M	1	2	3	1	2	1	0	2	0	17	18
	F	0	0	0	0	0	0	0	0	0	1	1
All Other Offenses (except Traffic)	M	7	9	7	4	2	4	0	1	2	60	70
	F	3	1	0	1	0	0	0	0	0	13	14
Suspicion	M	0	0	0	0	0	0	0	0	0	0	0
	F	0	0	0	0	0	0	0	0	0	0	0
Curfew and Loitering Law Violations	M	0	0	0	0	0	0	0	0	0	0	7
	F	0	0	0	0	0	0	0	0	0	0	3
Runaway	M	0	0	0	0	0	0	0	0	0	0	3
	F	0	0	0	0	0	0	0	0	0	0	0
GRAND TOTAL		96	68	41	36	42	23	11	7	4	471	557

Arrests by Offense and Age

White Pine Co SO

OFFENSE	9 & Under							Total <18								
	SEX	10-12	13-14	15	16	17	18		19	20	21	22	23	24		
Murder	M	0	0	0	0	0	0	0	0	0	0	0	0	0	0	0
	F	0	0	0	0	0	0	0	0	0	0	0	0	0	0	0
Manslaughter by Negligence	M	0	0	0	0	0	0	0	0	0	0	0	0	0	0	0
	F	0	0	0	0	0	0	0	0	0	0	0	0	0	0	0
Forcible Rape	M	0	0	0	0	0	0	0	0	0	0	0	0	0	0	0
	F	0	0	0	0	0	0	0	0	0	0	0	0	0	0	0
Robbery	M	0	0	0	0	0	0	0	0	0	0	0	0	0	0	0
	F	0	0	0	0	0	0	0	0	0	0	0	0	0	0	0
Aggravated Assault	M	0	0	0	0	0	0	0	0	0	0	1	0	0	0	0
	F	0	0	0	0	0	0	0	0	0	0	0	0	0	0	0
Other Assaults	M	0	0	0	0	0	0	0	0	0	1	1	0	0	0	0
	F	0	0	0	0	0	0	0	0	1	0	2	0	0	0	0
Burglary	M	0	0	1	1	1	0	3	1	1	0	0	0	3	0	0
	F	0	0	0	0	0	0	0	0	1	0	0	0	0	0	0
Larceny--Theft	M	0	1	1	0	0	0	2	0	0	0	0	0	0	0	0
	F	1	0	0	0	0	0	1	0	1	0	1	0	0	0	0
Motor Vehicle Theft	M	0	0	0	0	0	0	0	0	0	1	0	0	0	0	0
	F	0	0	1	0	0	1	2	0	0	0	0	0	0	0	0
Arson	M	0	0	0	0	0	0	0	0	0	0	0	0	0	0	0
	F	0	0	0	0	0	0	0	0	0	0	0	0	0	0	0
Forgery & Counterfeiting	M	0	0	0	0	0	0	0	0	0	0	0	0	0	0	0
	F	0	0	0	0	0	0	0	0	0	0	0	0	0	0	0
Fraud	M	0	0	0	0	0	0	0	0	0	0	0	1	0	0	0
	F	0	0	0	0	0	0	0	0	0	0	0	0	0	0	0
Embezzlement	M	0	0	0	0	0	0	0	0	0	0	0	0	0	0	0
	F	0	0	0	0	0	0	0	0	0	0	0	0	0	0	0
Stolen Property-Buy, Possess, Receive	M	0	0	0	0	0	0	0	0	0	0	0	0	0	0	0
	F	0	0	0	0	0	0	0	0	0	0	0	0	0	0	1
Vandalism	M	0	0	0	0	1	1	2	1	0	0	0	1	0	0	0
	F	0	1	2	0	0	0	3	0	0	0	1	0	0	0	0
Weapons-carrying, possession, etc.	M	0	0	0	0	0	0	0	0	1	0	1	0	0	0	0
	F	0	0	0	0	0	0	0	0	0	0	0	0	0	0	0
Prostitution & Commercialized Vice	M	0	0	0	0	0	0	0	0	0	0	0	0	0	0	0
	F	0	0	0	0	0	0	0	0	0	0	0	0	0	0	0
Other Sex Offenses	M	0	0	0	0	0	0	0	0	0	0	0	0	0	0	0
	F	0	0	0	0	0	0	0	0	0	0	0	0	0	0	0
Drug Abuse Violations	M	0	1	0	1	1	3	6	2	4	3	1	1	1	1	1
	F	0	0	0	0	0	3	3	1	0	1	1	0	1	1	1
Gambling	M	0	0	0	0	0	0	0	0	0	0	0	0	0	0	0
	F	0	0	0	0	0	0	0	0	0	0	0	0	0	0	0
Offenses Against Family & Children	M	0	0	2	1	0	0	3	0	1	0	0	1	3	0	0
	F	0	0	0	0	0	0	0	0	0	1	0	1	0	0	0
Driving Under the Influence	M	0	0	0	0	0	0	0	1	2	0	1	2	1	0	0
	F	0	0	0	0	0	0	0	0	0	0	0	2	0	0	0
Liquor Laws	M	0	0	0	2	0	2	4	1	0	0	1	0	0	0	0
	F	0	0	3	2	3	5	13	0	0	0	1	0	0	0	0
Drunkenness	M	0	0	0	0	0	3	3	4	3	3	1	1	1	0	0
	F	0	0	0	1	2	2	5	0	3	1	0	0	0	0	0
Disorderly Conduct	M	0	0	0	0	0	0	0	0	0	0	1	1	0	0	0
	F	0	0	0	0	0	0	0	0	0	0	1	2	0	0	0
Vagrancy	M	0	0	0	0	0	0	0	0	0	0	0	0	0	0	0
	F	0	0	0	0	0	0	0	0	0	0	0	0	0	0	0
All Other Offenses (except Traffic)	M	0	0	3	2	2	5	12	4	5	1	9	6	9	3	3
	F	0	1	1	3	1	2	8	0	0	7	8	2	2	2	2
Suspicion	M	0	0	0	0	0	0	0	0	0	0	0	0	0	0	0
	F	0	0	0	0	0	0	0	0	0	0	0	0	0	0	0
Curfew and Loitering Law Violations	M	0	2	1	1	0	2	6	0	0	0	0	0	0	0	0
	F	0	1	2	0	1	2	6	0	0	0	0	0	0	0	0
Runaway	M	0	0	0	0	0	0	0	0	0	0	0	0	0	0	0
	F	0	0	0	0	0	0	0	0	0	0	0	0	0	0	0
GRAND TOTAL		1	7	17	14	12	31	82	15	23	19	32	21	21	8	

Arrests by Offense and Age

White Pine Co SO

OFFENSE	SEX	over									Total >18	Grand Total
		25-29	30-34	35-39	40-44	45-49	50-54	55-59	60-64	64		
Murder	M	0	0	0	0	0	0	0	0	0	0	0
	F	0	0	0	0	0	0	0	0	0	0	0
Manslaughter by Negligence	M	0	0	0	0	0	0	0	0	0	0	0
	F	0	0	0	0	0	0	0	0	0	0	0
Forcible Rape	M	0	0	0	0	0	0	0	0	0	0	0
	F	0	0	0	0	0	0	0	0	0	0	0
Robbery	M	0	0	0	0	0	0	0	0	0	0	0
	F	0	0	0	0	0	0	0	0	0	0	0
Aggravated Assault	M	0	0	0	0	1	0	1	0	1	4	4
	F	0	1	0	0	0	0	0	0	0	1	1
Other Assaults	M	3	3	0	0	1	0	0	0	0	9	9
	F	1	0	0	0	0	0	0	0	0	4	4
Burglary	M	1	1	0	0	0	1	0	0	0	8	11
	F	0	0	0	0	0	0	0	0	0	1	1
Larceny--Theft	M	0	0	0	0	1	0	0	0	0	1	3
	F	0	0	0	0	0	0	0	0	0	2	3
Motor Vehicle Theft	M	2	0	0	0	0	0	0	0	0	3	3
	F	0	0	0	0	0	0	0	0	0	0	2
Arson	M	0	0	0	0	0	1	0	0	0	1	1
	F	0	0	0	0	0	0	0	0	0	0	0
Forgery & Counterfeiting	M	0	1	0	0	0	0	0	0	0	1	1
	F	0	0	0	0	0	0	0	0	0	0	0
Fraud	M	0	0	0	0	1	0	0	0	0	2	2
	F	0	0	0	0	1	0	0	0	0	1	1
Embezzlement	M	0	0	0	0	0	0	0	0	0	0	0
	F	0	0	0	0	0	0	0	0	0	0	0
Stolen Property-Buy, Possess, Receive	M	0	0	0	0	0	0	0	0	0	0	0
	F	0	0	0	0	0	0	0	0	0	1	1
Vandalism	M	1	0	0	0	1	0	0	0	0	4	6
	F	0	0	0	0	0	0	0	0	0	1	4
Weapons-carrying, possession, etc.	M	2	1	0	0	0	1	0	0	1	7	7
	F	0	0	0	0	0	0	0	0	0	0	0
Prostitution & Commercialized Vice	M	0	0	0	0	0	1	0	0	0	1	1
	F	0	0	0	0	0	0	0	0	0	0	0
Other Sex Offenses	M	0	0	1	0	0	0	0	0	0	1	1
	F	0	0	0	0	0	0	0	0	0	0	0
Drug Abuse Violations	M	8	6	9	2	2	6	2	0	0	48	54
	F	2	3	2	2	0	1	1	0	0	16	19
Gambling	M	0	1	0	0	0	0	0	0	0	1	1
	F	0	0	0	0	0	0	0	0	0	0	0
Offenses Against Family & Children	M	7	3	1	1	3	1	1	0	1	23	26
	F	1	0	1	1	1	0	0	0	0	6	6
Driving Under the Influence	M	8	6	2	5	3	6	3	3	2	45	45
	F	1	1	1	1	1	1	2	1	0	11	11
Liquor Laws	M	0	0	0	0	0	0	0	0	0	2	6
	F	0	0	0	0	0	0	0	0	0	1	14
Drunkenness	M	6	0	2	0	0	4	0	3	0	28	31
	F	0	0	1	0	0	0	0	0	0	5	10
Disorderly Conduct	M	4	2	1	0	1	0	0	0	0	10	10
	F	0	0	0	1	2	1	0	0	0	7	7
Vagrancy	M	0	0	0	0	0	0	0	0	0	0	0
	F	0	0	0	0	0	0	0	0	0	0	0
All Other Offenses (except Traffic)	M	37	23	10	14	4	11	5	0	2	143	155
	F	9	3	5	3	5	0	0	1	0	47	55
Suspicion	M	0	0	0	0	0	0	0	0	0	0	0
	F	0	0	0	0	0	0	0	0	0	0	0
Curfew and Loitering Law Violations	M	0	0	0	0	0	0	0	0	0	0	6
	F	0	0	0	0	0	0	0	0	0	0	6
Runaway	M	0	0	0	0	0	0	0	0	0	0	0
	F	0	0	0	0	0	0	0	0	0	0	0
GRAND TOTAL		93	55	36	30	28	35	15	8	7	446	528

Arrests by Offense and Age

Winnemucca PD

OFFENSE	SEX	9 & Under							Total <18								
		10-12	13-14	15	16	17	18	19		20	21	22	23	24			
Murder	M	0	0	1	0	0	0	1	0	0	0	0	0	0	0	0	
	F	0	0	0	0	0	0	0	0	0	0	0	0	0	0	0	
Manslaughter by Negligence	M	0	0	0	0	0	0	0	0	0	0	0	0	0	0	0	
	F	0	0	0	0	0	0	0	0	0	0	0	0	0	0	0	
Forcible Rape	M	0	0	0	0	0	0	0	0	0	0	0	0	0	0	0	
	F	0	0	0	0	0	0	0	0	0	0	0	0	0	0	0	
Robbery	M	0	0	0	0	0	0	0	0	0	1	0	0	0	0	0	
	F	0	0	0	0	0	0	0	0	0	0	0	0	0	0	0	
Aggravated Assault	M	0	0	0	0	0	0	0	0	0	1	0	0	0	0	1	
	F	0	0	0	0	0	0	0	0	0	0	0	0	0	0	0	
Other Assaults	M	0	2	0	0	0	1	3	0	2	2	1	1	4	2	2	
	F	0	0	0	2	0	2	4	0	0	0	0	0	0	1	1	
Burglary	M	0	0	1	2	0	0	3	0	0	0	0	0	1	0	0	
	F	0	0	0	0	0	0	0	0	0	1	0	0	0	0	0	
Larceny--Theft	M	0	0	1	0	0	0	1	1	0	0	0	0	1	0	0	
	F	0	0	0	0	1	0	1	0	0	0	0	0	0	0	0	
Motor Vehicle Theft	M	0	0	0	0	0	0	0	0	0	0	0	0	0	0	0	
	F	0	0	0	0	0	0	0	0	0	0	0	0	0	0	0	
Arson	M	0	0	0	0	0	0	0	0	0	0	0	0	0	0	0	
	F	0	0	0	0	0	0	0	0	0	0	0	0	0	0	0	
Forgery & Counterfeiting	M	0	0	0	0	0	0	0	0	0	0	0	0	0	0	0	
	F	0	0	0	0	0	0	0	0	0	0	0	0	0	0	0	
Fraud	M	0	0	0	0	0	0	0	0	0	0	0	0	0	0	0	
	F	0	0	0	0	0	0	0	0	0	0	0	0	0	0	0	
Embezzlement	M	0	0	0	0	0	0	0	0	0	0	0	0	0	0	0	
	F	0	0	0	0	0	0	0	0	0	1	0	0	0	0	0	
Stolen Property-Buy, Possess, Receive	M	0	0	0	0	0	0	0	0	2	2	0	0	0	0	2	
	F	0	0	0	0	0	0	0	0	0	0	0	0	0	0	0	
Vandalism	M	0	0	0	0	0	0	0	0	0	0	0	0	0	0	0	
	F	0	0	0	0	0	0	0	0	0	0	0	0	0	0	0	
Weapons-carrying, possession, etc.	M	0	0	0	0	0	0	0	0	0	0	1	0	1	0	0	
	F	0	0	0	0	0	0	0	0	0	0	0	0	0	0	0	
Prostitution & Commercialized Vice	M	0	0	0	0	0	0	0	0	0	0	0	0	0	0	0	
	F	0	0	0	0	0	0	0	0	0	0	0	0	0	0	0	
Other Sex Offenses	M	0	0	0	0	0	0	0	0	1	0	1	0	0	0	0	
	F	0	0	0	0	0	0	0	0	0	0	0	0	0	0	0	
Drug Abuse Violations	M	0	0	1	0	0	1	2	3	0	0	1	1	2	1	1	
	F	0	0	0	0	0	0	0	0	0	0	0	0	0	0	0	
Gambling	M	0	0	0	0	0	0	0	0	0	0	0	0	0	0	0	
	F	0	0	0	0	0	0	0	0	0	0	0	0	0	0	0	
Offenses Against Family & Children	M	0	0	0	0	0	0	0	0	0	0	0	0	0	0	0	
	F	0	0	0	0	0	0	0	0	0	0	0	0	0	0	0	
Driving Under the Influence	M	0	0	0	0	0	1	1	0	1	2	4	2	3	1	1	
	F	0	0	0	0	0	0	0	0	0	0	1	0	1	0	0	
Liquor Laws	M	0	0	0	2	2	2	6	2	0	2	0	0	0	0	0	
	F	0	0	0	1	1	1	3	0	1	0	0	0	0	0	0	
Drunkenness	M	0	0	1	0	0	0	1	0	0	0	0	0	0	0	0	
	F	0	0	0	0	0	0	0	1	0	0	0	0	0	0	0	
Disorderly Conduct	M	0	0	0	0	0	0	0	1	1	0	1	1	1	3	3	
	F	0	0	0	0	1	0	1	0	0	0	0	0	0	0	0	
Vagrancy	M	0	0	0	0	0	0	0	0	0	0	0	0	0	0	0	
	F	0	0	0	0	0	0	0	0	0	0	0	0	0	0	0	
All Other Offenses (except Traffic)	M	0	1	2	1	4	5	13	1	2	5	4	2	6	5	5	
	F	0	0	0	0	1	2	3	0	0	1	1	0	1	0	0	
Suspicion	M	0	0	0	0	0	0	0	0	0	0	0	0	0	0	0	
	F	0	0	0	0	0	0	0	0	1	0	0	0	0	0	0	
Curfew and Loitering Law Violations	M	0	1	1	0	1	1	4	0	0	0	0	0	0	0	0	
	F	0	0	0	1	0	0	1	0	0	0	0	0	0	0	0	
Runaway	M	0	0	0	0	0	0	0	0	0	0	0	0	0	0	0	
	F	0	0	0	1	0	1	2	0	0	0	0	0	0	0	0	
GRAND TOTAL		0	4	8	10	11	17	50	9	11	18	15	7	21	16	16	

Arrests by Offense and Age

Winnemucca PD

OFFENSE	SEX	over									Total >18	Grand Total
		25-29	30-34	35-39	40-44	45-49	50-54	55-59	60-64	64		
Murder	M	0	0	0	0	0	0	0	0	0	0	1
	F	0	0	0	0	0	0	0	0	0	0	0
Manslaughter by Negligence	M	0	0	0	0	0	0	0	0	0	0	0
	F	0	0	0	0	0	0	0	0	0	0	0
Forcible Rape	M	0	0	0	0	0	0	0	0	0	0	0
	F	0	0	0	0	0	0	0	0	0	0	0
Robbery	M	0	0	0	0	0	0	0	0	0	1	1
	F	0	0	0	0	0	0	0	0	0	0	0
Aggravated Assault	M	2	0	0	0	0	1	0	0	0	5	5
	F	1	0	0	0	0	0	0	0	0	1	1
Other Assaults	M	7	5	2	2	0	1	0	1	1	31	34
	F	1	2	0	0	2	0	0	0	0	6	10
Burglary	M	2	1	0	0	0	0	0	0	0	4	7
	F	0	0	0	0	0	0	0	0	0	1	1
Larceny--Theft	M	1	1	1	0	0	0	0	0	0	5	6
	F	1	1	0	1	1	0	0	0	0	4	5
Motor Vehicle Theft	M	0	0	0	0	0	0	0	0	0	0	0
	F	0	0	0	0	0	0	0	0	0	0	0
Arson	M	0	0	0	0	0	0	0	0	0	0	0
	F	0	0	0	0	0	0	0	0	0	0	0
Forgery & Counterfeiting	M	0	0	0	0	0	0	0	0	0	0	0
	F	0	0	0	0	0	0	0	0	0	0	0
Fraud	M	0	0	0	0	1	0	0	0	0	1	1
	F	0	0	0	0	0	0	0	0	0	0	0
Embezzlement	M	0	0	0	0	0	0	0	0	0	0	0
	F	0	0	0	1	0	0	1	0	0	3	3
Stolen Property-Buy, Possess, Receive	M	1	1	0	1	0	0	0	0	0	9	9
	F	1	0	0	0	0	0	0	0	0	1	1
Vandalism	M	0	0	0	0	0	0	0	0	0	0	0
	F	0	0	0	0	0	0	0	0	0	0	0
Weapons-carrying, possession, etc.	M	0	0	0	0	0	1	0	0	0	3	3
	F	0	0	0	0	0	0	0	0	0	0	0
Prostitution & Commercialized Vice	M	0	0	0	0	0	0	0	0	0	0	0
	F	0	0	0	0	0	0	0	0	0	0	0
Other Sex Offenses	M	0	0	1	0	0	0	0	0	0	3	3
	F	0	0	0	0	0	0	0	0	0	0	0
Drug Abuse Violations	M	1	1	1	0	0	0	0	0	0	11	13
	F	1	1	0	0	0	1	0	0	0	3	3
Gambling	M	0	0	0	1	0	0	0	0	0	1	1
	F	0	0	0	0	0	0	0	0	0	0	0
Offenses Against Family & Children	M	0	1	0	0	0	0	0	0	0	1	1
	F	0	0	0	0	0	0	0	0	0	0	0
Driving Under the Influence	M	4	1	2	4	5	2	2	0	0	33	34
	F	0	1	1	0	0	1	0	0	0	5	5
Liquor Laws	M	0	0	0	0	0	0	0	0	0	4	10
	F	0	0	0	0	0	0	0	0	0	1	4
Drunkenness	M	0	1	4	1	3	1	2	0	0	12	13
	F	0	0	0	0	0	1	0	0	0	2	2
Disorderly Conduct	M	7	0	1	0	1	1	1	0	0	19	19
	F	1	0	1	2	0	0	0	0	0	4	5
Vagrancy	M	0	0	0	0	0	0	0	0	0	0	0
	F	0	0	0	0	0	0	0	0	0	0	0
All Other Offenses (except Traffic)	M	15	10	11	8	11	5	2	0	3	90	103
	F	2	5	1	1	1	2	1	0	0	16	19
Suspicion	M	0	0	0	0	0	0	0	0	0	0	0
	F	0	0	0	0	0	0	0	0	0	1	1
Curfew and Loitering Law Violations	M	0	0	0	0	0	0	0	0	0	0	4
	F	0	0	0	0	0	0	0	0	0	0	1
Runaway	M	0	0	0	0	0	0	0	0	0	0	0
	F	0	0	0	0	0	0	0	0	0	0	2
GRAND TOTAL		48	32	26	22	25	17	9	1	4	281	331

Arrests by Offense and Age

Yerington PD

OFFENSE	SEX	9 &	10-12	13-14	15	16	17	Total <18	18	19	20	21	22	23	24
		Under													
Murder	M	0	0	0	0	0	0	0	0	0	0	0	0	0	0
	F	0	0	0	0	0	0	0	0	0	0	0	0	0	0
Manslaughter by Negligence	M	0	0	0	0	0	0	0	0	0	0	0	0	0	0
	F	0	0	0	0	0	0	0	0	0	0	0	0	0	0
Forcible Rape	M	0	0	0	0	0	0	0	0	0	0	0	0	0	0
	F	0	0	0	0	0	0	0	0	0	0	0	0	0	0
Robbery	M	0	0	0	0	0	0	0	0	0	0	0	0	0	0
	F	0	0	0	0	0	0	0	0	0	0	0	0	0	0
Aggravated Assault	M	0	0	0	0	0	0	0	0	0	0	0	1	0	0
	F	0	0	0	0	0	0	0	0	0	0	0	0	0	0
Other Assaults	M	0	0	0	0	0	0	0	1	0	1	2	1	2	1
	F	0	0	0	0	0	0	0	0	0	2	0	1	0	0
Burglary	M	0	0	0	0	0	0	0	0	0	0	0	0	0	0
	F	0	0	0	0	0	0	0	0	0	0	0	0	0	0
Larceny--Theft	M	0	0	0	0	0	0	0	0	0	0	0	0	0	0
	F	0	0	0	0	0	0	0	0	0	0	0	0	0	0
Motor Vehicle Theft	M	0	0	0	0	0	0	0	0	0	0	0	0	0	0
	F	0	0	0	0	0	0	0	0	0	0	0	0	0	0
Arson	M	0	0	0	0	0	0	0	0	0	0	0	0	0	0
	F	0	0	0	0	0	0	0	0	0	0	0	0	0	0
Forgery & Counterfeiting	M	0	0	0	0	0	0	0	0	0	0	0	0	0	0
	F	0	0	0	0	0	0	0	0	0	0	0	0	0	0
Fraud	M	0	0	0	0	0	0	0	0	0	0	0	0	0	0
	F	0	0	0	0	0	0	0	0	0	0	0	0	0	0
Embezzlement	M	0	0	0	0	0	0	0	0	0	0	0	0	0	0
	F	0	0	0	0	0	0	0	0	0	0	0	0	0	0
Stolen Property-Buy, Possess, Receive	M	0	0	0	0	0	0	0	0	0	0	0	0	0	0
	F	0	0	0	0	0	0	0	0	0	0	0	0	0	0
Vandalism	M	0	0	0	0	0	0	0	0	0	0	0	0	0	0
	F	0	0	0	0	0	0	0	0	0	0	0	0	0	0
Weapons-carrying, possession, etc.	M	0	0	0	0	0	0	0	0	0	0	0	0	0	0
	F	0	0	0	0	0	0	0	0	0	0	0	0	0	0
Prostitution & Commercialized Vice	M	0	0	0	0	0	0	0	0	0	0	0	0	0	0
	F	0	0	0	0	0	0	0	0	0	0	0	0	0	0
Other Sex Offenses	M	0	0	0	0	0	0	0	0	0	0	0	0	0	0
	F	0	0	0	0	0	0	0	0	0	0	0	0	0	0
Drug Abuse Violations	M	0	0	0	0	0	0	0	0	2	1	0	0	0	0
	F	0	0	0	0	0	0	0	0	0	1	0	0	0	1
Gambling	M	0	0	0	0	0	0	0	0	0	0	0	0	0	0
	F	0	0	0	0	0	0	0	0	0	0	0	0	0	0
Offenses Against Family & Children	M	0	0	0	0	0	0	0	0	0	0	1	0	0	0
	F	0	0	0	0	0	0	0	0	0	0	0	0	0	0
Driving Under the Influence	M	0	0	0	0	0	0	0	0	0	0	0	0	1	0
	F	0	0	0	0	0	0	0	0	0	0	0	0	0	0
Liquor Laws	M	0	0	0	0	0	0	0	0	1	0	0	0	0	0
	F	0	0	0	0	0	0	0	0	0	0	0	0	0	0
Drunkenness	M	0	0	0	0	0	0	0	0	0	0	0	0	0	0
	F	0	0	0	0	0	0	0	0	0	0	0	0	0	0
Disorderly Conduct	M	0	0	0	0	0	0	0	0	0	0	0	0	0	0
	F	0	0	0	0	0	0	0	0	0	0	0	0	0	0
Vagrancy	M	0	0	0	0	0	0	0	0	0	0	0	0	0	0
	F	0	0	0	0	0	0	0	0	0	0	0	0	0	0
All Other Offenses (except Traffic)	M	0	0	0	0	0	0	0	0	1	1	2	0	0	2
	F	0	0	0	0	0	0	0	0	1	2	1	0	0	0
Suspicion	M	0	0	0	0	0	0	0	0	0	0	0	0	0	0
	F	0	0	0	0	0	0	0	0	0	0	0	0	0	0
Curfew and Loitering Law Violations	M	0	0	0	0	0	0	0	0	0	0	0	0	0	0
	F	0	0	0	0	0	0	0	0	0	0	0	0	0	0
Runaway	M	0	0	0	0	0	0	0	0	0	0	0	0	0	0
	F	0	0	0	0	0	0	0	0	0	0	0	0	0	0
GRAND TOTAL		0	0	0	0	0	0	0	1	5	8	6	3	3	4


Arrests by Offense and Age

Yerington PD


OFFENSE	SEX	over									Total >18	Grand Total
		25-29	30-34	35-39	40-44	45-49	50-54	55-59	60-64	64		
Murder	M	0	0	0	0	0	0	0	0	0	0	0
	F	0	0	0	0	0	0	0	0	0	0	0
Manslaughter by Negligence	M	0	0	0	0	0	0	0	0	0	0	0
	F	0	0	0	0	0	0	0	0	0	0	0
Forcible Rape	M	0	0	0	0	0	0	0	0	0	0	0
	F	0	0	0	0	0	0	0	0	0	0	0
Robbery	M	0	0	0	0	0	0	0	0	0	0	0
	F	0	0	0	0	0	0	0	0	0	0	0
Aggravated Assault	M	1	0	0	0	0	0	0	0	0	2	2
	F	0	0	0	0	0	0	0	0	0	0	0
Other Assaults	M	3	4	0	3	0	0	0	0	1	19	19
	F	2	4	0	0	0	0	0	0	0	9	9
Burglary	M	0	0	0	0	0	0	0	0	0	0	0
	F	1	0	0	0	0	0	0	0	0	1	1
Larceny--Theft	M	1	0	0	0	0	0	0	0	0	1	1
	F	0	0	0	0	0	0	0	0	0	0	0
Motor Vehicle Theft	M	0	0	0	0	0	0	0	0	0	0	0
	F	0	0	0	0	0	0	0	0	0	0	0
Arson	M	0	0	0	0	0	0	0	0	0	0	0
	F	0	0	0	0	0	0	0	0	0	0	0
Forgery & Counterfeiting	M	0	0	0	0	0	0	0	0	0	0	0
	F	0	0	0	1	0	0	0	0	0	1	1
Fraud	M	0	0	0	0	0	0	0	0	0	0	0
	F	0	0	0	0	0	0	0	0	0	0	0
Embezzlement	M	0	0	0	0	0	0	0	0	0	0	0
	F	0	0	0	0	0	0	0	0	0	0	0
Stolen Property-Buy, Possess, Receive	M	0	0	0	0	0	0	0	0	0	0	0
	F	0	0	0	0	0	0	0	0	0	0	0
Vandalism	M	0	0	0	0	0	0	0	0	0	0	0
	F	0	0	0	0	0	0	0	0	0	0	0
Weapons-carrying, possession, etc.	M	0	0	0	1	0	0	0	0	0	1	1
	F	0	0	0	0	0	0	0	0	0	0	0
Prostitution & Commercialized Vice	M	0	0	0	0	0	0	0	0	0	0	0
	F	0	0	0	0	0	0	0	0	0	0	0
Other Sex Offenses	M	0	0	0	0	0	0	0	0	0	0	0
	F	0	0	0	0	0	0	0	0	0	0	0
Drug Abuse Violations	M	0	1	0	0	0	0	0	0	0	4	4
	F	1	0	0	0	0	0	0	0	0	3	3
Gambling	M	0	0	0	0	0	0	0	0	0	0	0
	F	0	0	0	0	0	0	0	0	0	0	0
Offenses Against Family & Children	M	0	0	0	0	0	0	0	0	0	1	1
	F	0	0	0	0	0	0	0	0	0	0	0
Driving Under the Influence	M	2	0	3	0	0	0	0	0	0	6	6
	F	0	2	1	0	0	0	0	0	0	3	3
Liquor Laws	M	0	0	0	0	0	0	0	0	0	1	1
	F	0	0	0	1	0	0	0	0	0	1	1
Drunkenness	M	0	0	0	0	0	0	0	0	0	0	0
	F	0	0	0	0	0	0	0	0	0	0	0
Disorderly Conduct	M	1	0	0	0	0	0	0	0	0	1	1
	F	0	0	0	0	0	0	0	0	0	0	0
Vagrancy	M	0	0	0	0	1	0	0	0	0	1	1
	F	0	0	0	0	0	0	0	0	0	0	0
All Other Offenses (except Traffic)	M	4	5	4	1	0	1	1	1	0	23	23
	F	2	1	0	0	3	0	0	0	0	10	10
Suspicion	M	0	0	0	0	0	0	0	0	0	0	0
	F	0	0	0	0	0	0	0	0	0	0	0
Curfew and Loitering Law Violations	M	0	0	0	0	0	0	0	0	0	0	0
	F	0	0	0	0	0	0	0	0	0	0	0
Runaway	M	0	0	0	0	0	0	0	0	0	0	0
	F	0	0	0	0	0	0	0	0	0	0	0
GRAND TOTAL		18	17	8	7	4	1	1	1	1	88	88



LYON COUNTY



Pink Cadillac (1989), filmed in Fernley, Carson City, Fallon, Hazen, Reno and Sparks.



HATE CRIMES

Hate Crimes

2012

--It shall be unlawful for any person, maliciously and with specific intent to intimidate, harass, cause physical injury, or damage real or personal property of another person because of that person's race, color, religion, ancestry, or national origin.--

In April, 1990, a federal mandate to collect and report hate/bias crimes was passed by Congress.

Unlike other Uniform Crime Reporting data, which account for actual reported numbers of definite offenses, hate crime reporting requires rather subjective opinions regarding sensitive issues. This requires various law enforcement administrators to develop and utilize viable and appropriate responsive policies.

Accurate data collection for hate crime requires proper training of law enforcement personnel in incident recognition as well as cooperation and desire of law enforcement communities to report these offenses without influence of special interest groups, media and politics.

Criteria for recognizing and reporting hate crimes have been prepared and distributed to all law enforcement agencies in Nevada. Law enforcement personnel training is periodically offered by the Nevada UCR Program and the Federal Bureau of Investigation.

Information reported in this category includes the offense in relation to the bias incident, motivation (anti-race, anti-religion, anti-sexual orientation, anti-ethnicity, etc.) and identification of victims' and offenders' sex, race and ethnicity.

Nevada law enforcement agencies reported 104 hate/bias incidents in 2012. There were 68 reported in 2010 and 59 reported in 2011.

Reported Hate Crimes

MONTH	AGENCY	OFFENSE	LOCATION	MOTIVATION (ANTI)	VICTIM/ NUMBER	OFFENDER/ NUMBER
Jan	LAS VEGAS METRO PD	INTIMIDATION	RESIDENCE/HOME	HISPANIC	INDIV-01	WHITE-01
	LAS VEGAS METRO PD	SIMPLE ASSAULT	RESIDENCE/HOME	WHITE	INDIV-01	BLACK-01
	LAS VEGAS METRO PD	ROBBERY	RESIDENCE/HOME	MALE HOMO	INDIV-01	BLACK-02
	LAS VEGAS METRO PD	BURGLARY	RESIDENCE/HOME	MALE HOMO	INDIV-02	UNKNOWN-00
	LAS VEGAS METRO PD	DESTR./DAMAGE/VANDALISM	RESIDENCE/HOME	MALE HOMO	INDIV-02	UNKNOWN-00
	LAS VEGAS METRO PD	DESTR./DAMAGE/VANDALISM	RESIDENCE/HOME	JEWISH	INDIV-01	UNKNOWN-01
	LAS VEGAS METRO PD	SIMPLE ASSAULT	BAR/NIGHT CLUB	FEMALE HOMO	INDIV-01	BLACK-01
	HENDERSON PD	LARCENY THEFT	RESIDENCE/HOME	BLACK	INDIV-01	UNKNOWN-00
Feb	NORTH LAS VEGAS PD	DESTR./DAMAGE/VANDALISM	HIGHWAY/ROAD	MULTI-RACIAL	INDIV-01	UNKNOWN-00
	LAS VEGAS METRO PD	SIMPLE ASSAULT	BAR/NIGHT CLUB	MALE HOMO	INDIV-01	BLACK-01
	LAS VEGAS METRO PD	DESTR./DAMAGE/VANDALISM	HIGHWAY/ROAD	JEWISH	INDIV-01	UNKNOWN-00
	LAS VEGAS METRO PD	DESTR./DAMAGE/VANDALISM	RESIDENCE/HOME	JEWISH	INDIV-01	UNKNOWN-00
	LAS VEGAS METRO PD	DESTR./DAMAGE/VANDALISM	RESIDENCE/HOME	HISPANIC	INDIV-02	UNKNOWN-00
	LAS VEGAS METRO PD	SIMPLE ASSAULT	HIGHWAY/ROAD	FEMALE HOMO	INDIV-01	WHITE-04
	LAS VEGAS METRO PD	INTIMIDATION	HIGHWAY/ROAD	BLACK	INDIV-01	WHITE-01
	LAS VEGAS METRO PD	SIMPLE ASSAULT	HIGHWAY/ROAD	MALE HOMO	INDIV-01	BLACK-01
	LAS VEGAS METRO PD	SIMPLE ASSAULT	COMM./OFFICE BUILDING	MALE HOMO	INDIV-01	BLACK-01
	LAS VEGAS METRO PD	SIMPLE ASSAULT	RESIDENCE/HOME	BLACK	INDIV-02	WHITE-01
Mar	LAS VEGAS METRO PD	INTIMIDATION	RESIDENCE/HOME	BLACK	INDIV-03	WHITE-03
	LAS VEGAS METRO PD	DESTR./DAMAGE/VANDALISM	RESIDENCE/HOME	HISPANIC	INDIV-01	UNKNOWN-00
	LAS VEGAS METRO PD	AGGRAVATED ASSAULT	RESTAURANT	WHITE	INDIV-01	BLACK-01
	LAS VEGAS METRO PD	SIMPLE ASSAULT	GROCERY/SUPERMARKET	WHITE	INDIV-01	BLACK-03
	LAS VEGAS METRO PD	DESTR./DAMAGE/VANDALISM	RESIDENCE/HOME	ASIAN/PAC. ISLANDER	INDIV-01	UNKNOWN-00
	LAS VEGAS METRO PD	AGGRAVATED ASSAULT	RESIDENCE/HOME	HISPANIC	INDIV-02	WHITE-01
	LAS VEGAS METRO PD	SIMPLE ASSAULT	COMM./OFFICE BUILDING	HISPANIC	INDIV-01	WHITE-01
	LAS VEGAS METRO PD	ROBBERY	HIGHWAY/ROAD	BLACK	INDIV-01	BLACK-04
	LAS VEGAS METRO PD	SIMPLE ASSAULT	HIGHWAY/ROAD	MALE HOMO	INDIV-01	BLACK-01
	LAS VEGAS METRO PD	BURGLARY	RESIDENCE/HOME	HISPANIC	INDIV-01	UNKNOWN-00
	LAS VEGAS METRO PD	AGGRAVATED ASSAULT	CONVENIENCE STORE	BLACK	INDIV-01	WHITE-01
	LAS VEGAS METRO PD	AGGRAVATED ASSAULT	RESIDENCE/HOME	BLACK	INDIV-01	ASIAN/PAC. ISLANDER-01

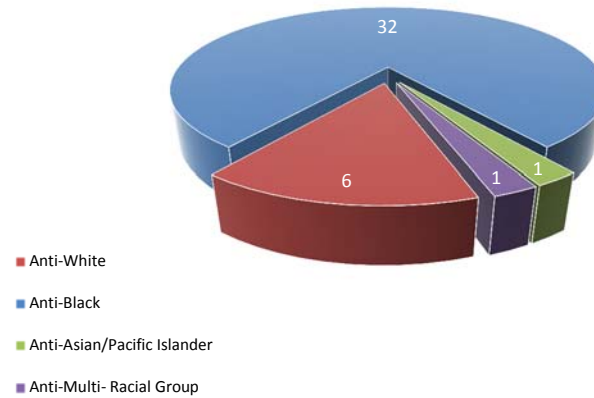
MONTH	AGENCY	OFFENSE	LOCATION	MOTIVATION (ANTI)	VICTIM/ NUMBER	OFFENDER/ NUMBER
Apr	NORTH LAS VEGAS PD	ROBBERY	HIGHWAY/ROAD	HISPANIC	INDIV-01	BLACK-01
	LAS VEGAS MET PD	AGGRAVATED ASSAULT	GROCERY/SUPERMARKET	HISPANIC	INDIV-01	BLACK-01
	LAS VEGAS MET PD	DESTR./DAMAGE/VANDALISM	SCHOOL/COLLEGE	JEWISH	RELIG. ORGANIZATION-01	WHITE-01
	LAS VEGAS MET PD	DESTR./DAMAGE/VANDALISM	RESIDENCE/HOME	WHITE	INDIV-02	BLACK-01
	LAS VEGAS MET PD	DESTR./DAMAGE/VANDALISM	BAR/NIGHT CLUB	MALE HOMOSEXUAL	INDIV-01	UNKNOWN-00
	LAS VEGAS MET PD	SIMPLE ASSAULT	OTHER/UNKNOWN	HISPANIC	INDIV-01	WHITE-01
	LAS VEGAS MET PD	BURGLARY	RESTAURANT	HISPANIC	BUSINESS-01	UNKNOWN-00
	LAS VEGAS MET PD	INTIMIDATION	RESIDENCE/HOME	MALE HOMOSEXUAL	INDIV-01	WHITE-01
	LAS VEGAS MET PD	DESTR./DAMAGE/VANDALISM	RESIDENCE/HOME	HISPANIC	INDIV-01	UNKNOWN-00
	LAS VEGAS MET PD	ROBBERY	PARKING LOT/GARAGE	BLACK	INDIV-01	WHITE-01
May	RENO PD	AGGRAVATED ASSAULT	HOTEL/MOTEL/ETC.	ETHNICITY/NAT. ORIGIN (INDIAN)	INDIV-01	BLACK-01
	RENO PD	AGGRAVATED ASSAULT	HOTEL/MOTEL/ETC.	ETHNICITY/NAT. ORIGIN (INDIAN)	INDIV-01	BLACK-01
	RENO PD	DESTR./DAMAGE/VANDALISM	CONVENIENCE STORE	ETHNICITY/NAT. ORIGIN (INDIAN)	INDIV-01	WHITE-01
	RENO PD	AGGRAVATED ASSAULT	CONVENIENCE STORE	ETHNICITY/NAT. ORIGIN (INDIAN)	INDIV-01	WHITE-01
	RENO PD	AGGRAVATED ASSAULT	CONVENIENCE STORE	ETHNICITY/NAT. ORIGIN (INDIAN)	INDIV-01	WHITE-01
	LAS VEGAS MET PD	DESTR./DAMAGE/VANDALISM	RESIDENCE/HOME	BLACK	INDIV-01	UNKNOWN-00
	LAS VEGAS MET PD	SIMPLE ASSAULT	RESIDENCE/HOME	MALE HOMOSEXUAL	INDIV-01	BLACK-01
	LAS VEGAS MET PD	INTIMIDATION	RESIDENCE/HOME	BLACK	INDIV-01	WHITE-01
	LAS VEGAS MET PD	LARCENY-THEFT	RESIDENCE/HOME	JEWISH	INDIV-01	WHITE-02
	LAS VEGAS MET PD	DESTR./DAMAGE/VANDALISM	RESIDENCE/HOME	HISPANIC	INDIV-01	UNKNOWN-00
	LAS VEGAS MET PD	SIMPLE ASSAULT	CONVENIENCE STORE	MALE HOMOSEXUAL	INDIV-01	BLACK-01
	LAS VEGAS MET PD	SIMPLE ASSAULT	RESIDENCE/HOME	BLACK	INDIV-01	WHITE-01
	HENDERSON PD	INTIMIDATION	PHARMACY/DRS OFFICE	BLACK	INDIV-01	UNKNOWN-00
	HENDERSON PD	INTIMIDATION	PHARMACY/DRS OFFICE	BLACK	INDIV-01	UNKNOWN-00
Jun	NORTH LAS VEGAS PD	AGGRAVATED ASSAULT	PARKING LOT/GARAGE	HISPANIC	INDIV-01	BLACK-01
	NORTH LAS VEGAS PD	ROBBERY	PARKING LOT/GARAGE	HISPANIC	INDIV-01	BLACK-01
	LAS VEGAS MET PD	AGGRAVATED ASSAULT	BAR/NIGHT CLUB	BLACK	INDIV-01	WHITE-04
	LAS VEGAS MET PD	AGGRAVATED ASSAULT	HIGHWAY/ROAD	JEWISH	INDIV-02	MULTIPLE RACES-02
	LAS VEGAS MET PD	SIMPLE ASSAULT	HIGHWAY/ROAD	MALE HOMOSEXUAL	INDIV-01	BLACK-02
Jul	NORTH LAS VEGAS PD	DESTR./DAMAGE/VANDALISM	RESIDENCE/HOME	JEWISH	INDIV-01	UNKNOWN-01
	NORTH LAS VEGAS PD	DESTR./DAMAGE/VANDALISM	RESIDENCE/HOME	BLACK	INDIV-01	UNKNOWN-01
	NORTH LAS VEGAS PD	DESTR./DAMAGE/VANDALISM	RESIDENCE/HOME	BLACK	INDIV-01	UNKNOWN-00
	LAS VEGAS MET PD	DESTR./DAMAGE/VANDALISM	HIGHWAY/ROAD	BLACK	INDIV-01	UNKNOWN-00
	LAS VEGAS MET PD	AGGRAVATED ASSAULT	HIGHWAY/ROAD	MALE HOMOSEXUAL	INDIV-01	WHITE-01
	LAS VEGAS MET PD	INTIMIDATION	RESIDENCE/HOME	HISPANIC	INDIV-01	WHITE-02
Aug	RENO PD	SIMPLE ASSAULT	GROCERY/SUPERMARKET	HISPANIC	INDIV-01	BLACK-02
	NORTH LAS VEGAS PD	AGGRAVATED ASSAULT	HIGHWAY/ROAD	FEMALE HOMOSEXUAL	INDIV-01	BLACK -01
	NORTH LAS VEGAS PD	AGGRAVATED ASSAULT	HIGHWAY/ROAD	FEMALE HOMOSEXUAL	INDIV-01	BLACK-02
	LAS VEGAS MET PD	INTIMIDATION	HIGHWAY/ROAD	BLACK	INDIV-01	UNKNOWN-01
	LAS VEGAS MET PD	ARSON	OTHER/UNKNOWN	MALE HOMOSEXUAL	INDIV-01	WHITE-01
	LAS VEGAS MET PD	INTIMIDATION	OTHER/UNKNOWN	MALE HOMOSEXUAL	INDIV-01	WHITE-01
	LAS VEGAS MET PD	DESTR./DAMAGE/VANDALISM	RESIDENCE/HOME	JEWISH	INDIV-01	UNKNOWN-00
	LAS VEGAS MET PD	AGGRAVATED ASSAULT	OTHER/UNKNOWN	ISLAMIC	INDIV-01	UNKNOWN-01
	LAS VEGAS MET PD	AGGRAVATED ASSAULT	AIR/BUS/TRAIN TERMINAL	BLACK	INDIV-01	WHITE-01
	LAS VEGAS MET PD	DESTR./DAMAGE/VANDALISM	AIR/BUS/TRAIN TERMINAL	BLACK	INDIV-01	WHITE-01
	LAS VEGAS MET PD	DESTR./DAMAGE/VANDALISM	RESIDENCE/HOME	BLACK	INDIV-01	UNKNOWN-00
	LAS VEGAS MET PD	INTIMIDATION	RESIDENCE/HOME	MALE HOMOSEXUAL	INDIV-01	WHITE-01
Sep	NORTH LAS VEGAS PD	AGGRAVATED ASSAULT	HIGHWAY/ROAD	BLACK	INDIV-01	WHITE-01
	LAS VEGAS MET PD	DESTR./DAMAGE/VANDALISM	RESIDENCE/HOME	BLACK	INDIV-01	UNKNOWN-00
	LAS VEGAS MET PD	DESTR./DAMAGE/VANDALISM	CHURCH/SYNAGOGUE/TEMPLE	JEWISH	INDIV-01	WHITE-01
	LAS VEGAS MET PD	DESTR./DAMAGE/VANDALISM	RESIDENCE/HOME	JEWISH	INDIV-01	WHITE-03
	LAS VEGAS MET PD	ARSON	AIR/BUS/TRAIN TERMINAL	MALE HOMOSEXUAL	INDIV-01	BLACK-02
Oct	NORTH LAS VEGAS PD	AGGRAVATED ASSAULT	HIGHWAY/ROAD	BLACK	INDIV-01	WHITE-01
	LAS VEGAS MET PD	SIMPLE ASSAULT	GROCERY/SUPERMARKET	WHITE	INDIV-02	BLACK-01
	LAS VEGAS MET PD	BURGLARY	HIGHWAY/ROAD	BLACK	INDIV-05	WHITE-01
	LAS VEGAS MET PD	AGGRAVATED ASSAULT	HIGHWAY/ROAD	BLACK	INDIV-05	WHITE-01
	LAS VEGAS MET PD	AGGRAVATED ASSAULT	HIGHWAY/ROAD	HISPANIC	INDIV-01	WHITE-01
	LAS VEGAS MET PD	SIMPLE ASSAULT	CONVENIENCE STORE	HISPANIC	INDIV-01	BLACK-02
	LAS VEGAS MET PD	INTIMIDATION	HIGHWAY/ROAD	MALE HOMOSEXUAL	INDIV-01	UNKNOWN-00
	LAS VEGAS MET PD	AGGRAVATED ASSAULT	HIGHWAY/ROAD	HISPANIC	INDIV-01	WHITE-01
Nov	LAS VEGAS MET PD	SIMPLE ASSAULT	RESIDENCE/HOME	HISPANIC	INDIV-01	WHITE-01
	LAS VEGAS MET PD	DESTR./DAMAGE/VANDALISM	HIGHWAY/ROAD	JEWISH	SOCIETY/PUBLIC-01	UNKNOWN-00
	LAS VEGAS MET PD	SIMPLE ASSAULT	AIR/BUS/TRAIN TERMINAL	BLACK	INDIV-01	WHITE-01
	LAS VEGAS MET PD	INTIMIDATION	RESIDENCE/HOME	BLACK	INDIV-01	WHITE-06
	LAS VEGAS MET PD	AGGRAVATED ASSAULT	HIGHWAY/ROAD	BLACK	INDIV-01	WHITE-01
	HENDERSON PD	SIMPLE ASSAULT	HIGHWAY/ROAD	WHITE	INDIV-01	BLACK-01
Dec	LAS VEGAS MET PD	SIMPLE ASSAULT	HIGHWAY/ROAD	BLACK	INDIV-01	WHITE-01
	RENO PD	SIMPLE ASSAULT	HOTEL/MOTEL/ETC	MALE HOMOSEXUAL	OTHER-01	WHITE-02
	NORTH LAS VEGAS PD	AGGRAVATED ASSAULT	HIGHWAY/ROAD	HISPANIC	INDIV-01	WHITE-01
	LAS VEGAS MET PD	AGGRAVATED ASSAULT	HIGHWAY/ROAD	JEWISH	INDIV-01	WHITE-01
	LAS VEGAS MET PD	INTIMIDATION	RESIDENCE/HOME	MALE HOMOSEXUAL	INDIV-02	WHITE-01
	LAS VEGAS MET PD	DESTR./DAMAGE/VANDALISM	RESIDENCE/HOME	MALE HOMOSEXUAL	INDIV-02	WHITE-01
	LAS VEGAS MET PD	INTIMIDATION	RESIDENCE/HOME	BLACK	INDIV-02	WHITE-02
	LAS VEGAS MET PD	DESTR./DAMAGE/VANDALISM	RESIDENCE/HOME	BLACK	INDIV-02	WHITE-02

Hate Crime by Bias Motivation in 2012

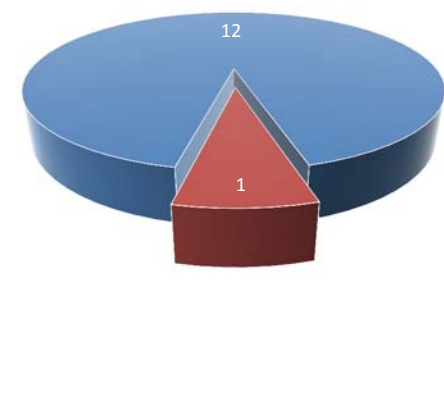
BIAS MOTIVATION

RACIAL	
Anti-White	6
Anti-Black	32
Anti-American Indian/Alaskan Native	0
Anti-Asian/Pacific Islander	1
Anti-Multi- Racial Group	1
ETHNICITY/NATIONAL ORIGIN	
Anti-Hispanic	21
Anti-Other Ethnicity/National Origin	5
RELIGIOUS	
Anti-Jewish	12
Anti-Catholic	0
Anti-Protestant	0
Anti-Islamic	1
Anti-Other Religion	0
Anti-Multi-Religious Group	0
Anti-Atheism/Agnosticism	0
SEXUAL	
Anti-Male Homosexual	21
Anti-Female Homosexual (Lesbian)	4
Anti-Homosexual (Gay & Lesbian)	0
Anti-Heterosexual	0
Anti-Bisexual	0
DISABILITY	
Anti-Physical Disability	0
Anti-Mental Disability	0
TOTAL	104

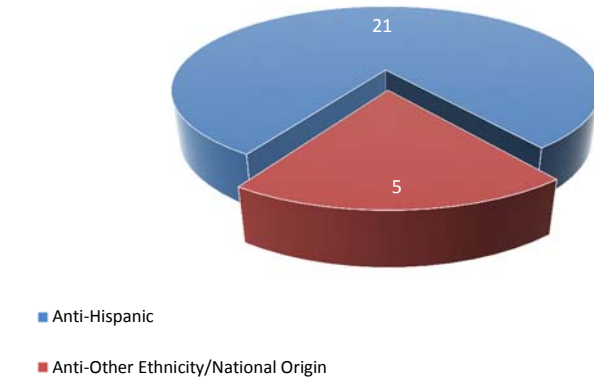
Racial



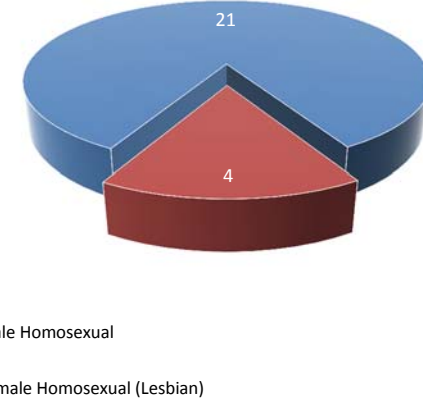
Religious

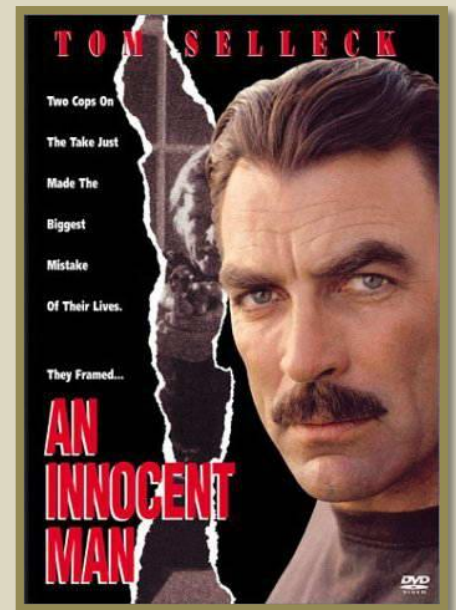





Ethnicity/National Origin




Sexual





Mineral is the second of the two counties in Nevada that has not appeared on the big screen. Again, here is a tribute to some of the other films made in Nevada.



DRUG & LIQUOR VIOLATIONS

ARRESTS - DRUG AND LIQUOR VIOLATIONS

2012

Due to the nature of the violations, along with exceptional interest and concern by public officials and citizens of Nevada, a special review is provided for drug and alcohol-related arrests. Tables on the following pages display the numbers and ages of people arrested in 2012.

The information provided here may be of interest to social service agencies involved in the study of drugs and alcohol problems in Nevada. The information pinpoints the predominant drug and liquor arrests in Nevada by age and identifies potential problem areas.

Nevada drug arrests for all agencies totaled 15,538 (includes arrests by Nevada Department of Public Safety Investigation Division - NDI). DUI arrests for all agencies totaled 11,618.

Facts revealed by the table on drug violations and arrests for county and municipal agencies:

- ✿ 80.83% of juvenile arrests (i.e. 1,350) involved possession violations while 19.17% involved sale / manufacturing, from a total of 1,670 arrests.
- ✿ 80.87% of adult arrests (i.e. 11,215) involved possession violations while 19.13% involved sale / manufacturing from a total of 13,868 arrests.
- ✿ Of the 15,538 drug arrests, 12,565 (80.86%) were male and 2,973 (19.14%) were female arrests.
- ✿ The age group 21-29 accounted for most drug possession and sales/manufacturing violations at 5,411 (34.82%) of the year's total.
- ✿ Total arrests for drug violations accounted for 45.11% of all Drug and Liquor Arrests in 2012.

Facts revealed by the table on liquor violations and arrests for county and municipal agencies:

- ✿ 94.66% of juvenile arrests (i.e. 1,367) under Liquor Violations involved Liquor Laws, 5.33% were for driving under the influence (DUI), both categories being lead by the 17 year age group.
- ✿ 33.89% of adult arrests involved liquor laws, with the 40 - 49 age category dominating (1,047 arrests of 5,917 total) while 66.11% were for DUI, where the 21 - 29 age category covered 35.18% (4,060) of the total adult arrests for DUI of 11,541.
- ✿ A total of 11,618 arrests were for DUI in 2012 of which 77 were juveniles.
- ✿ Of 11,618 DUI arrests 8,687 (i.e. 74.77%) were males and 2,931 (25.23%) were females.

Facts revealed by the tables on drug arrests by DPS Investigation Division.

- ✿ The age group 25-29 accounted for most drug arrests with 71.
- ✿ There was a total of 381 drug arrests in 2012 by the division.

County and Municipal Drug and Liquor Arrests by Age - 2012

Juvenile	Sales & Manufacturing	Possession	Total	DUI	Liquor Laws	Total	Total Drug & Liquor Arrests
Under 10	1	2	3	1	0	1	4
10-12	16	35	51	0	10	10	61
13-14	69	245	314	3	161	164	478
15	82	272	354	9	252	261	615
16	74	352	426	17	394	411	837
17	79	444	523	47	550	597	1,120
Total Arrests	320	1,350	1,670	77	1,367	1,444	3,114

Adults

18	102	601	703	145	811	956	1,659
19	108	587	695	255	810	1,065	1,760
20	133	613	746	290	727	1,017	1,763
21-29	1,033	4,378	5,411	4,060	650	4,710	10,121
30-39	694	2,672	3,366	2,896	655	3,551	6,917
40-49	381	1,559	1,940	2,039	1,047	3,086	5,026
50-59	174	699	873	1,333	920	2,253	3,126
60 & Over	28	106	134	523	297	820	954
Total Arrests	2,653	11,215	13,868	11,541	5,917	17,458	31,326

Grand Total	2,973	12,565	15,538	11,618	7,284	18,902	34,440
--------------------	--------------	---------------	---------------	---------------	--------------	---------------	---------------


Nevada Department of Public Safety / Investigation Division : Arrests for Drug Violations

2012


		10- 13-											25- 30- 35- 40- 45- 50- 55- 60-													
		<10	12	14	15	16	17	18	19	20	21	22	23	24	29	34	39	44	49	54	59	64	>64	Total		
SALES/MANUFACTURING VIOLATIONS																										
Opium or cocaine and their derivatives (morphine, heroin codeine)	M											1		2	6	2								11		
	F														1									1		
Marijuana	M					1	1			3	1	2	3		6	1	2	1	2	1	1	2		27		
	F								1									1	1					3		
Synthetic narcotics- Manufactured narcotics that can cause true drug addiction (demerol, meth)	M							5	2		1	3	3	1	11	15	3	9	7	4	3			67		
	F											1		2	6	4	9	5	1	1			2	31		
Other dangerous, non-narcotic, drugs (barbituates, benzderine)	M					1			2	3	1				8		1	2	1	1	1	1		22		
	F								1			1			1	3	3	1		1				11		
Sub-Total	M	0	0	0	0	2	1	5	4	6	3	6	6	3	31	18	6	12	10	6	5	3	0	127		
	F	0	0	0	0	0	0	0	2	0	0	2	0	2	8	7	12	7	2	2	0	0	2	46		
POSSESSION VIOLATIONS																										
Opium or cocaine and their derivatives (morphine, heroin codeine)	M										1													1		
	F														1									1		
Marijuana	M							4		1	1			1	2	1	4	1	2				1	18		
	F							1			1		2		2	2		1	1	2			2	14		
Synthetic narcotics- Manufactured narcotics that can cause true drug addiction (demerol, meth)	M						1	2	1					1		1	1			2				9		
	F														2	1	2	1					1	7		
Other dangerous, non-narcotic, drugs (barbituates, benzderine)	M			1			1	18	2	7	7	4	3	4	11	8	9	6	5	4	3	1		94		
	F			1				2	1	3	1	1	1	3	14	11	5	5	3	4	1		8	64		
Sub-Total	M	0	0	1	0	0	2	24	3	8	9	4	3	6	13	10	14	7	7	6	3	1	1	122		
	F	0	0	1	0	0	0	3	1	3	2	1	3	3	19	14	7	7	4	6	1	0	11	86		
Total			0	0	2	0	2	3	32	10	17	14	13	12	14	71	49	39	33	23	20	9	4	14	381	



NYE COUNTY



Rain Man (1988), filmed in Pahrump, Blue Diamond, and Las Vegas.



STOLEN & RECOVERED PROPERTY VALUES







STOLEN AND RECOVERED PROPERTY VALUES

2012

Supplementary reports relating to stolen and recovered property provide information on the estimated value of such property. Investigating officers have the obligation to assess the value of property stolen and recovered in each crime index offense. Officers are guided by the following instructions:

1. Use fair market value for items subject to depreciation
2. Use wholesale cost of goods stolen from retail establishments
3. Use victim's evaluation of non-depreciable items
4. Use cost of replacement to victims for new or almost new items

There was over \$241 million dollars worth of property reported stolen in Nevada during 2012. This value does not include the value of property damaged due to vandalism, malicious mischief or arson. Following are some pertinent facts regarding stolen property in Nevada in 2012:

-  Property stolen totaled \$241,076,611
-  Property recovered totaled \$27,830,447
-  The rate of recovery was 11.54%
-  The property type with the highest recovery percentage was motor vehicles at 48.39%
-  The average rate of recovery for property stolen excluding motor vehicles was 2.81%
-  Stolen property, excluding motor vehicles, was valued at \$194,885,204 with \$5,478,667 recovered

Breakdown by Type and Value of Property Stolen and Recovered

Property Type	2009		2010		2011		2012	
	Stolen	Recovered	Stolen	Recovered	Stolen	Recovered	Stolen	Recovered
Currency, Notes, Etc...	\$19,061,075	\$176,895	\$19,387,844	\$394,182	\$15,564,772	\$294,610	\$22,130,991	\$262,460
Jewelry, Precious Metals	\$41,155,492	\$1,094,321	\$31,617,170	\$869,833	\$38,148,723	\$1,223,543	\$50,282,135	\$887,878
Clothing & Furs	\$7,338,382	\$494,278	\$6,523,326	\$423,154	\$7,097,399	\$1,364,983	\$9,201,227	\$363,243
Locally Stolen Motor Vehicles	\$42,650,219	\$31,603,994	\$32,066,481	\$23,456,862	\$33,267,999	\$21,580,492	\$46,191,407	\$22,351,780
Office Equipment	\$11,055,818	\$336,668	\$10,534,500	\$313,006	\$9,725,615	\$453,326	\$10,924,361	\$280,003
TVs, Radios, VCRs, Cameras	\$20,345,173	\$670,866	\$17,554,085	\$569,111	\$14,656,318	\$482,632	\$14,568,248	\$408,227
Firearms	\$1,649,337	\$175,920	\$1,779,876	\$387,725	\$1,543,992	\$157,945	\$1,770,293	\$147,484
Household Goods	\$5,842,091	\$103,180	\$7,122,878	\$142,008	\$8,601,738	\$204,411	\$9,924,753	\$205,183
Consumable Goods	\$3,610,021	\$251,939	\$2,567,601	\$256,256	\$2,197,278	\$480,825	\$2,894,857	\$200,388
Livestock	\$25,656	\$10,530	\$50,683	\$28,610	\$26,639	\$5,250	\$39,623	\$4,017
Miscellaneous	\$38,991,607	\$2,035,137	\$39,278,440	\$2,643,678	\$39,657,941	\$3,015,219	\$73,148,716	\$2,719,784
Total	\$191,724,871	\$36,953,728	\$168,482,884	\$29,484,425	\$170,488,414	\$29,263,236	\$241,076,611	\$27,830,447

2012 Stolen/Recovered Property Report by Agency

Property Type	Boulder PD	Carlin PD	Carson SO	Churchill SO	Clark Co Schl Dist PD	Douglas SO	Elko PD	Elko SO	Esmeralda SO
Currency									
Stolen	\$10,747	\$8	\$41,042	\$9,152	\$21,742	\$39,490	\$69,494	\$37,018	\$300
Recovered	\$213	\$0	\$55	\$0	\$1,354	\$3,129	\$565	\$353	\$0
% Recovered	2.0%	0.0%	0.1%	0.0%	6.2%	7.9%	0.8%	1.0%	0.0%
Jewelry									
Stolen	\$176,891	\$0	\$610,213	\$27,585	\$39,779	\$333,037	\$96,253	\$4,510	\$0
Recovered	\$6,042	\$0	\$42,609	\$1,800	\$1,560	\$13,197	\$11,498	\$2,000	\$0
% Recovered	3.4%	0.0%	7.0%	6.5%	3.9%	4.0%	11.9%	44.3%	0.0%
Clothing									
Stolen	\$1,433	\$0	\$10,541	\$3,290	\$6,626	\$10,206	\$15,343	\$805	\$0
Recovered	\$68	\$0	\$2,522	\$1,620	\$1,251	\$1,558	\$1,843	\$0	\$0
% Recovered	4.7%	0.0%	23.9%	49.2%	18.9%	15.3%	12.0%	0.0%	0.0%
Motor Vehicle									
Stolen	\$159,087	\$34,207	\$625,548	\$80,850	\$170,880	\$211,899	\$698,565	\$90,408	\$1,000
Recovered	\$52,588	\$30,572	\$429,803	\$54,800	\$55,000	\$194,300	\$541,800	\$171,900	\$0
% Recovered	33.1%	89.4%	68.7%	67.8%	32.2%	91.7%	77.6%	190.1%	0.0%
Office Equipment									
Stolen	\$1,899	\$4,000	\$66,673	\$2,933	\$188,151	\$0	\$13,073	\$0	\$0
Recovered	\$0	\$4,000	\$7,646	\$1,363	\$27,042	\$0	\$7,500	\$0	\$0
% Recovered	0.0%	100.0%	11.5%	46.5%	14.4%	0.0%	57.4%	0.0%	0.0%
TV, VCR, Camera, Etc.									
Stolen	\$14,352	\$1,700	\$37,871	\$5,729	\$37,744	\$52,330	\$116,556	\$8,767	\$0
Recovered	\$25	\$1,500	\$3,412	\$90	\$2,844	\$3,148	\$21,466	\$2,000	\$0
% Recovered	0.2%	88.2%	9.0%	1.6%	7.5%	6.0%	18.4%	22.8%	0.0%
Firearm									
Stolen	\$16,669	\$809	\$32,645	\$10,174	\$500	\$11,490	\$17,748	\$18,649	\$0
Recovered	\$850	\$0	\$3,295	\$649	\$0	\$3,040	\$5,765	\$0	\$0
% Recovered	5.1%	0.0%	10.1%	6.4%	0.0%	26.5%	32.5%	0.0%	0.0%
Household Goods									
Stolen	\$11,604	\$0	\$1,364	\$4,973	\$3,636	\$16,132	\$5,755	\$634	\$0
Recovered	\$850	\$0	\$50	\$48	\$56	\$2,791	\$744	\$24	\$0
% Recovered	7.3%	0.0%	3.7%	1.0%	1.5%	17.3%	12.9%	3.8%	0.0%
Consumable Goods									
Stolen	\$910	\$0	\$2,111	\$1,695	\$3,268	\$6,715	\$11,850	\$854	\$0
Recovered	\$30	\$0	\$1,233	\$414	\$40	\$2,959	\$2,250	\$147	\$0
% Recovered	3.3%	0.0%	58.4%	24.4%	1.2%	44.1%	19.0%	17.2%	0.0%
Livestock									
Stolen	\$0	\$0	\$17	\$0	\$980	\$0	\$124	\$0	\$0
Recovered	\$0	\$0	\$17	\$0	\$0	\$0	\$0	\$0	\$0
% Recovered	0.0%	0.0%	100.0%	0.0%	0.0%	0.0%	0.0%	0.0%	0.0%
Misc.									
Stolen	\$263,527	\$9,700	\$432,573	\$87,961	\$409,725	\$243,932	\$324,368	\$94,068	\$1
Recovered	\$15,308	\$5,496	\$25,534	\$20,138	\$51,525	\$15,850	\$89,160	\$21,665	\$0
% Recovered	5.8%	56.7%	5.9%	22.9%	12.6%	6.5%	27.5%	23.0%	0.0%
TOTALS									
Stolen	\$657,119	\$50,424	\$1,860,598	\$234,342	\$883,031	\$925,231	\$1,369,129	\$255,713	\$1,301
Recovered	\$75,974	\$41,568	\$516,176	\$80,922	\$140,672	\$239,972	\$682,591	\$198,089	\$0
% Recovered	11.6%	82.4%	27.7%	34.5%	15.9%	25.9%	49.9%	77.5%	0.0%

2012 Stolen/Recovered Property Report by Agency

Property Type	Eureka SO	Fallon PD	Henderson PD	Humboldt SO	Lander SO	LV Metro PD	Lincoln SO	Lovelock PD	Lyon SO
Currency									
Stolen	\$18,761	\$2,146	\$1,203,423	\$8,669	\$38,101	\$17,930,432	\$1,021	\$477	\$65,587
Recovered	\$48,440	\$0	\$10,902	\$96	\$1,102	\$59,713	\$230	\$60	\$2,036
% Recovered	258.2%	0.0%	0.9%	1.1%	2.9%	0.3%	22.5%	12.6%	3.1%
Jewelry									
Stolen	\$11,000	\$283	\$4,432,982	\$100	\$4,800	\$37,325,923	\$1,000	\$7,945	\$94,171
Recovered	\$0	\$8	\$115,406	\$0	\$3,100	\$252,645	\$700	\$0	\$1,958
% Recovered	0.0%	2.8%	2.6%	0.0%	64.6%	0.7%	70.0%	0.0%	2.1%
Clothing									
Stolen	\$21	\$494	\$436,727	\$90	\$530	\$8,078,378	\$0	\$25	\$7,208
Recovered	\$0	\$167	\$38,251	\$0	\$0	\$260,027	\$0	\$0	\$573
% Recovered	0.0%	33.8%	8.8%	0.0%	0.0%	3.2%	0.0%	0.0%	7.9%
Motor Vehicle									
Stolen	\$11,000	\$1,700	\$5,425,739	\$85,600	\$48,600	\$24,133,773	\$6,000	\$5,700	\$304,356
Recovered	\$0	\$0	\$4,044,740	\$58,600	\$24,000	\$6,237,696	\$0	\$1,000	\$217,176
% Recovered	0.0%	0.0%	74.5%	68.5%	49.4%	25.8%	0.0%	17.5%	71.4%
Office Equipment									
Stolen	\$100	\$0	\$855,699	\$24,599	\$672	\$7,361,970	\$5,450	\$0	\$4,824
Recovered	\$0	\$0	\$28,916	\$0	\$0	\$79,508	\$5,450	\$0	\$100
% Recovered	0.0%	0.0%	3.4%	0.0%	0.0%	1.1%	100.0%	0.0%	2.1%
TV, VCR, Camera, Etc.									
Stolen	\$2,900	\$4,105	\$769,257	\$3,455	\$105,428	\$11,084,744	\$3,513	\$4,105	\$23,300
Recovered	\$0	\$0	\$39,462	\$755	\$600	\$198,564	\$3,200	\$0	\$906
% Recovered	0.0%	0.0%	5.1%	21.9%	0.6%	1.8%	91.1%	0.0%	3.9%
Firearm									
Stolen	\$1,744	\$1,600	\$167,561	\$3,325	\$5,200	\$907,686	\$1,575	\$0	\$37,404
Recovered	\$700	\$0	\$39,580	\$80	\$4,700	\$7,500	\$1,375	\$0	\$3,908
% Recovered	40.1%	0.0%	23.6%	2.4%	90.4%	0.8%	87.3%	0.0%	10.4%
Household Goods									
Stolen	\$200	\$3,305	\$924,707	\$0	(\$143)	\$6,788,841	\$260	\$0	\$27,142
Recovered	\$0	\$15	\$7,209	\$0	\$0	\$42,958	\$250	\$0	\$1,009
% Recovered	0.0%	0.5%	0.8%	0.0%	0.0%	0.6%	96.2%	0.0%	3.7%
Consumable Goods									
Stolen	\$45	\$29,970	\$234,188	\$97,424	\$961	\$1,084,606	\$500	\$569	\$15,975
Recovered	\$0	\$189	\$11,824	\$100	\$50	\$139,740	\$0	\$27	\$4,767
% Recovered	0.0%	0.6%	5.0%	0.1%	5.2%	12.9%	0.0%	4.7%	29.8%
Livestock									
Stolen	\$0	\$0	\$1,620	\$0	\$0	\$15,250	\$0	\$0	\$0
Recovered	\$0	\$0	\$0	\$0	\$0	\$0	\$0	\$0	\$0
% Recovered	0.0%	0.0%	0.0%	0.0%	0.0%	0.0%	0.0%	0.0%	0.0%
Misc.									
Stolen	\$31,555	\$24,761	\$34,883,276	\$70,977	\$80,438	\$24,039,477	\$4,064	\$1,881	\$521,236
Recovered	\$3,215	\$1,507	\$287,745	\$4,625	\$30,508	\$480,738	\$927	\$767	\$63,566
% Recovered	10.2%	6.1%	0.8%	6.5%	37.9%	2.0%	22.8%	40.8%	12.2%
TOTALS									
Stolen	\$77,326	\$68,364	\$49,335,179	\$294,239	\$284,587	\$138,751,080	\$23,383	\$20,702	\$1,101,203
Recovered	\$52,355	\$1,886	\$4,624,035	\$64,256	\$64,060	\$7,759,089	\$12,132	\$1,854	\$295,999
% Recovered	67.7%	2.8%	9.4%	21.8%	22.5%	5.6%	51.9%	9.0%	26.9%

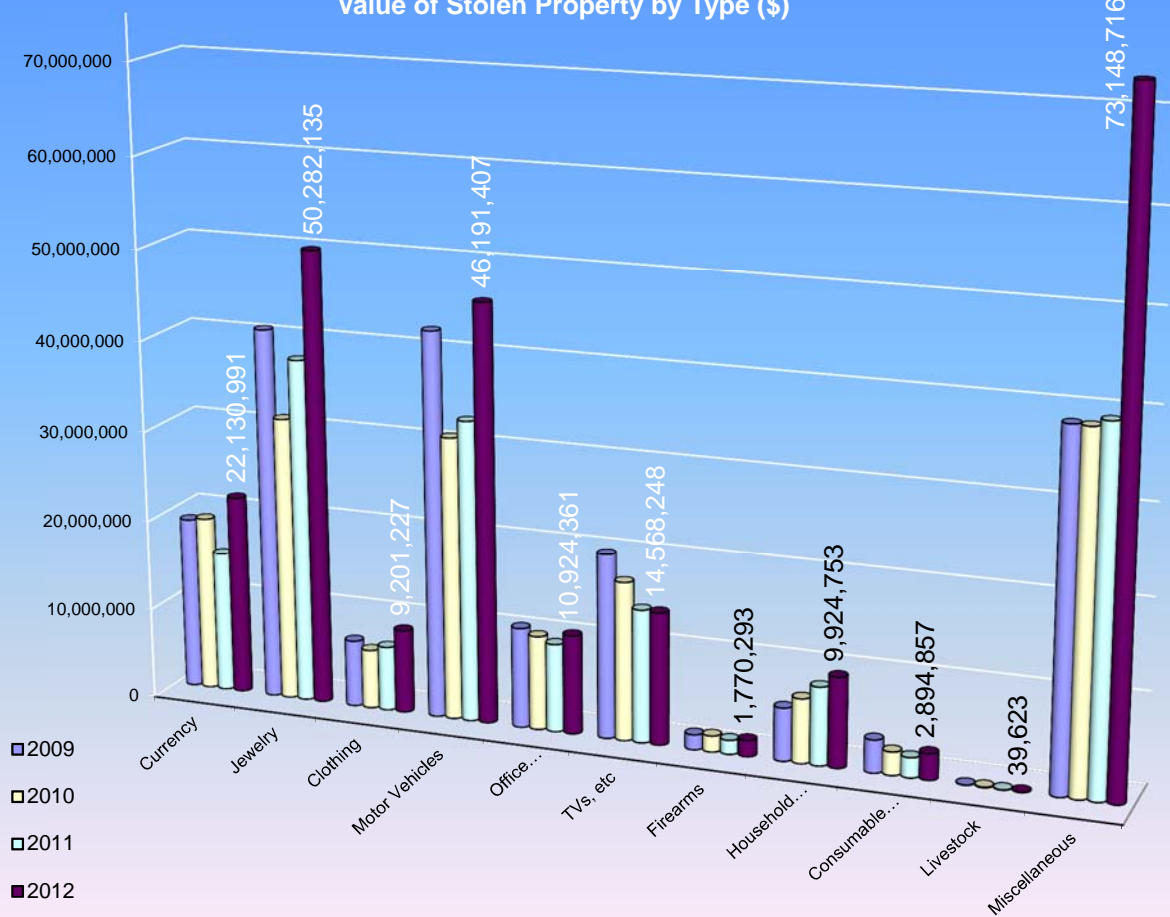
2012 Stolen/Recovered Property Report by Agency

Property Type	Mesquite PD	Mineral SO	North Vegas	Las PD	Nye SO	Pershing SO	Reno PD	Sparks PD	Storey SO	TMCC PD
Currency										
Stolen	\$44,274	\$3,000	\$727,100		\$142,756	\$1,996	\$1,000,238	\$246,699	\$154,242	\$64
Recovered	\$191	\$0	\$13,203		\$7,900	\$122	\$33,449	\$5,528	\$9,379	\$0
% Recovered	0.4%	0.0%	1.8%		5.5%	6.1%	3.3%	2.2%	6.1%	0.0%
Jewelry										
Stolen	\$113,214	\$0	\$1,824,446		\$192,344	\$0	\$3,089,034	\$583,110	\$113,934	\$0
Recovered	\$45,495	\$0	\$120,162		\$51,538	\$0	\$203,154	\$12,781	\$1,050	\$0
% Recovered	40.2%	0.0%	6.6%		26.8%	0.0%	6.6%	2.2%	0.9%	0.0%
Clothing										
Stolen	\$6,726	\$0	\$260,173		\$16,692	\$200	\$187,575	\$54,684	\$894	\$75
Recovered	\$253	\$0	\$14,201		\$1,720	\$0	\$11,527	\$26,127	\$0	\$0
% Recovered	3.8%	0.0%	5.5%		10.3%	0.0%	6.1%	47.8%	0.0%	0.0%
Motor Vehicle										
Stolen	\$32,000	\$6,399	\$6,595,383		\$611,474	\$29,927	\$4,368,269	\$1,455,642	\$35,707	\$31,207
Recovered	\$24,500	\$200	\$5,170,438		\$251,071	\$500	\$3,167,391	\$1,160,046	\$2,000	\$31,182
% Recovered	76.6%	3.1%	78.4%		41.1%	1.7%	72.5%	79.7%	5.6%	99.9%
Office Equipment										
Stolen	\$0	\$1,062	\$930,595		\$102,510	\$0	\$1,014,611	\$127,832	\$1,020	\$740
Recovered	\$0	\$0	\$74,170		\$7,600	\$0	\$14,321	\$10,449	\$900	\$2,600
% Recovered	0.0%	0.0%	8.0%		7.4%	0.0%	1.4%	8.2%	88.2%	351.4%
TV, VCR, Camera, Etc.										
Stolen	\$6,920	\$1,609	\$618,079		\$225,522	\$1,590	\$784,861	\$295,712	\$4,655	\$590
Recovered	\$300	\$429	\$45,180		\$34,155	\$0	\$11,317	\$20,859	\$1,675	\$10
% Recovered	4.3%	26.7%	7.3%		15.1%	0.0%	1.4%	7.1%	36.0%	1.7%
Firearm										
Stolen	\$4,749	\$800	\$140,541		\$23,558	\$0	\$165,709	\$59,821	\$14,722	\$0
Recovered	\$1,650	\$300	\$26,353		\$2,150	\$0	\$7,198	\$7,155	\$11,490	\$0
% Recovered	34.7%	37.5%	18.8%		9.1%	0.0%	4.3%	12.0%	78.0%	0.0%
Household Goods										
Stolen	\$5,550	\$3,185	\$883,075		\$521,518	\$200	\$199,133	\$374,084	\$5,050	\$0
Recovered	\$59	\$2,000	\$22,609		\$44,996	\$0	\$11,284	\$47,647	\$0	\$0
% Recovered	1.1%	62.8%	2.6%		8.6%	0.0%	5.7%	12.7%	0.0%	0.0%
Consumable Goods										
Stolen	\$981	\$0	\$1,307,131		\$12,328	\$0	\$36,586	\$27,212	\$7,315	\$18
Recovered	\$482	\$0	\$17,920		\$3,584	\$0	\$6,545	\$7,089	\$114	\$0
% Recovered	49.1%	0.0%	1.4%		29.1%	0.0%	17.9%	26.1%	1.6%	0.0%
Livestock										
Stolen	\$0	\$0	\$5,000		\$5,012	\$0	\$0	\$800	\$20	\$0
Recovered	\$0	\$0	\$0		\$4,000	\$0	\$0	\$0	\$0	\$0
% Recovered	0.0%	0.0%	0.0%		79.8%	0.0%	0.0%	0.0%	0.0%	0.0%
Misc.										
Stolen	\$112,053	\$405,092	\$5,210,741		\$450,065	\$15,318	\$3,157,052	\$730,143	\$149,511	\$2,579
Recovered	\$8,427	\$401,560	\$831,963		\$38,968	\$900	\$180,082	\$90,607	\$5,839	\$80
% Recovered	7.5%	99.1%	16.0%		8.7%	5.9%	5.7%	12.4%	3.9%	3.1%
TOTALS										
Stolen	\$326,467	\$421,147	\$18,502,264		\$2,303,779	\$49,231	\$14,003,068	\$3,955,739	\$487,070	\$35,273
Recovered	\$81,357	\$404,489	\$6,336,199		\$447,682	\$1,522	\$3,646,268	\$1,388,288	\$32,447	\$33,872
% Recovered	24.9%	96.0%	34.2%		19.4%	3.1%	26.0%	35.1%	6.7%	96.0%

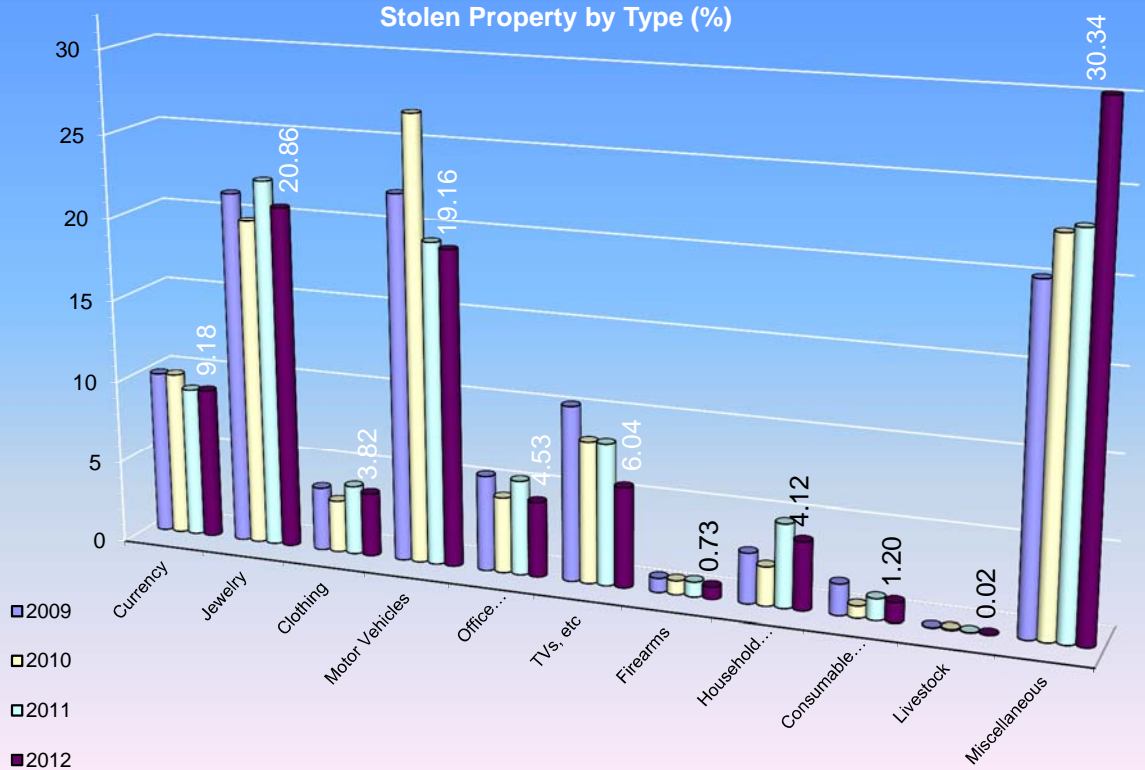
2012 Stolen/Recovered Property Report by Agency

Property Type	UNLV PD	UNR PD	Washoe SO	Washoe Co Schl Dist PD	Wendover PD	White Pine SO	Winnemucca PD	Yerington PD	Total By Property
Currency									
Stolen	\$5,837	\$8,717	\$220,220	\$5,510	\$31,439	\$26,047	\$15,242	\$0	\$22,139,249
Recovered	\$314	\$116	\$61	\$449	\$190	\$63,170	\$140	\$0	\$262,460
% Recovered	5.4%	1.3%	0.0%	8.1%	0.6%	242.5%	0.9%	0.0%	1.2%
Jewelry									
Stolen	\$8,445	\$940	\$1,160,457	\$2,390	\$9,850	\$8,850	\$8,649	\$0	\$50,297,135
Recovered	\$385	\$0	\$782	\$0	\$0	\$0	\$8	\$0	\$887,878
% Recovered	4.6%	0.0%	0.1%	0.0%	0.0%	0.0%	0.1%	0.0%	1.8%
Clothing									
Stolen	\$4,346	\$4,202	\$91,058	\$467	\$1,700	\$679	\$39	\$0	\$9,206,527
Recovered	\$80	\$175	\$310	\$95	\$615	\$221	\$39	\$0	\$363,243
% Recovered	1.8%	4.2%	0.3%	20.3%	36.2%	32.5%	100.0%	0.0%	3.9%
Motor Vehicle									
Stolen	\$82,232	\$17,606	\$642,272	\$7,360	\$75,200	\$12,825	\$92,992	\$0	\$46,191,407
Recovered	\$61,232	\$0	\$251,753	\$4,000	\$58,100	\$4,700	\$50,692	\$0	\$22,351,780
% Recovered	74.5%	0.0%	39.2%	54.3%	77.3%	36.6%	54.5%	0.0%	48.4%
Office Equipment									
Stolen	\$1,050	\$35,292	\$145,640	\$18,709	\$940	\$10,457	\$3,860	\$0	\$10,924,361
Recovered	\$0	\$1,549	\$2,226	\$2,042	\$269	\$1,492	\$860	\$0	\$280,003
% Recovered	0.0%	4.4%	1.5%	10.9%	28.6%	14.3%	22.3%	0.0%	2.6%
TV, VCR, Camera, Etc.									
Stolen	\$115,776	\$6,059	\$116,685	\$40,314	\$18,587	\$27,132	\$28,086	\$215	\$14,578,693
Recovered	\$2,925	\$200	\$756	\$4,963	\$1,600	\$3,449	\$2,437	\$0	\$408,227
% Recovered	2.5%	3.3%	0.6%	12.3%	8.6%	12.7%	8.7%	0.0%	2.8%
Firearm									
Stolen	\$0	\$0	\$94,838	\$0	\$600	\$5,986	\$24,190	\$0	\$1,770,293
Recovered	\$0	\$0	\$150	\$0	\$600	\$496	\$18,500	\$0	\$147,484
% Recovered	0.0%	0.0%	0.2%	0.0%	100.0%	8.3%	76.5%	0.0%	8.3%
Household Goods									
Stolen	\$0	\$0	\$91,266	\$19,463	\$2,655	\$11,860	\$19,304	\$0	\$9,924,753
Recovered	\$0	\$0	\$16,449	\$3,545	\$0	\$40	\$550	\$0	\$205,183
% Recovered	0.0%	0.0%	18.0%	18.2%	0.0%	0.3%	2.8%	0.0%	2.1%
Consumable Goods									
Stolen	\$952	\$0	\$6,569	\$1,457	\$508	\$1,618	\$541	\$0	\$2,894,857
Recovered	\$138	\$0	\$472	\$210	\$0	\$1	\$63	\$0	\$200,388
% Recovered	14.5%	0.0%	7.2%	14.4%	0.0%	0.1%	11.6%	0.0%	6.9%
Livestock									
Stolen	\$0	\$0	\$6,000	\$0	\$0	\$4,800	\$0	\$0	\$39,623
Recovered	\$0	\$0	\$0	\$0	\$0	\$0	\$0	\$0	\$4,017
% Recovered	0.0%	0.0%	0.0%	0.0%	0.0%	0.0%	0.0%	0.0%	10.1%
Misc.									
Stolen	\$50,846	\$65,937	\$991,520	\$12,719	\$48,704	\$44,941	\$177,975	\$0	\$73,149,261
Recovered	\$2,486	\$5,375	\$9,084	\$5,100	\$1,575	\$3,389	\$16,075	\$0	\$2,719,784
% Recovered	4.9%	8.2%	0.9%	40.1%	3.2%	7.5%	9.0%	0.0%	3.7%
TOTALS									
Stolen	\$269,484	\$138,753	\$3,566,525	\$108,389	\$190,183	\$155,195	\$370,878	\$215	\$241,076,611
Recovered	\$67,560	\$7,415	\$282,043	\$20,404	\$62,949	\$76,958	\$89,364	\$0	\$27,830,447
% Recovered	25.1%	5.3%	7.9%	18.8%	33.1%	49.6%	24.1%	0.0%	11.5%

Value of Stolen Property by Type (\$)



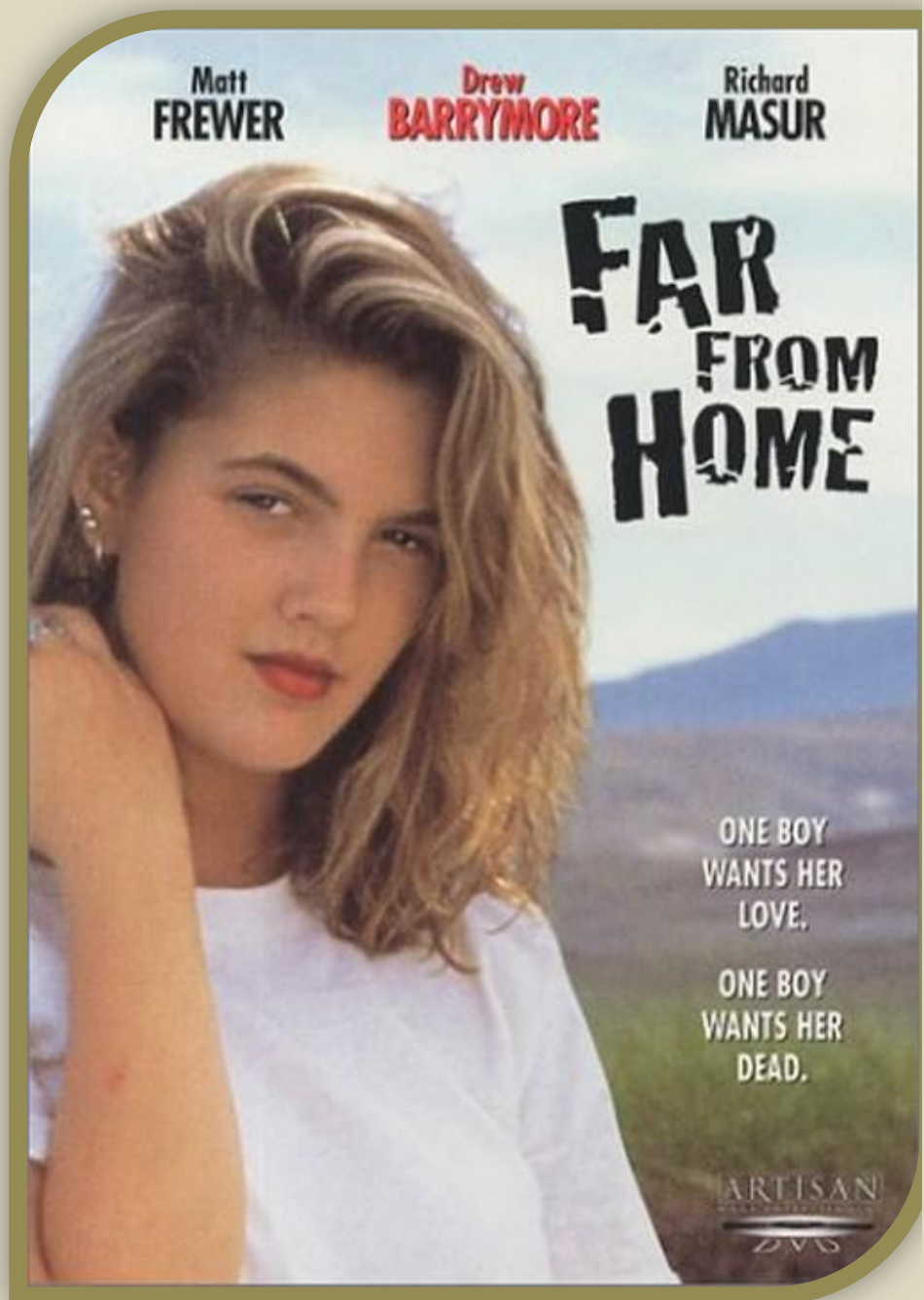
Stolen Property by Type (%)






P
E
R
S
H
I
N
G

C
O
U
N
T
Y



Far From Home (1989), filmed in the Black Rock Desert, Empire, Gerlach, McClellan Peak, American Flat, and Trinity.



LAW ENFORCEMENT PERSONNEL

LAW ENFORCEMENT PERSONNEL EMPLOYMENT DATA

2012

The Uniform Crime Reporting Program in Nevada compiles information on law enforcement personnel statewide as of October 31, 2012. Included are the total number of sworn and civilian support personnel within each agency broken out by gender. Also provided in this section are ratios of police to population.

A wide variety of factors unique to different jurisdictions affect the number of employees utilized by various law enforcement agencies to enable them to fulfill their service requirements. Because of this, persons attempting to make comparisons of population/enforcement personnel ratios between agencies/jurisdictions should do so cautiously. The State of Nevada, especially, with highly transient and seasonal population variations, has law enforcement requirements which differ from many other jurisdictions.

Usage of the term "full-time sworn" when referring to enforcement personnel, does not necessarily mean they are engaged in what the public generally perceives as "regular" police duties, such as investigations, patrol, deterrence, etc. The number of personnel available for "regular" duties is affected by regulatory, correctional, administrative and special assignments. Consideration of in-house duties and responsibilities should temper comparisons between agencies.

Sworn Officers

- ✧ During 2012, there were 4,015 full-time sworn police department officers in Nevada, providing 1.69 officers per 1,000 residents for urban population areas.
- ✧ There were 1,036 full-time sworn deputies employed by Nevada's 16 sheriff's departments in 2012, and 530 troopers with the Nevada Highway Patrol.
- ✧ The ratio of sworn law enforcement officers for every 1,000 population in the rural areas was 4.02.
- ✧ Statewide, there were 5,581 full-time sworn law enforcement officers in 2012. This represents an overall ratio of 2.35 officers per 1,000 Nevada residents.

Civilian Personnel

- ✧ Police departments in Nevada in 2012 employed a total of 2,862 full-time civilians.
- ✧ Sheriff's departments statewide maintained 472 full-time civilian employees in 2012, and the Nevada Highway Patrol employed a total of 411.
- ✧ The total number of full-time civilian support personnel employed statewide in 2012 was 3,745.

Statewide Totals

- ✧ During 2012, there a total of 9,326 full-time law enforcement personnel statewide.

Nevada Full-time Law Enforcement Employees As of October 31, 2012

Agency	Sworn Employees			Civilian Employees			Total Employees		
	Male	Female	Total	Male	Female	Total	Male	Female	Total
Boulder City PD	28	3	31	1	10	11	29	13	42
Carlin PD	6	0	6	1	1	2	7	1	8
Carson City SO	85	5	90	6	33	39	91	38	129
Churchill SO	34	2	36	0	8	8	34	10	44
Clark Co School PD	152	8	160	16	24	40	168	32	200
Douglas SO	94	8	102	2	11	13	96	19	115
Elko SO	44	7	51	3	12	15	47	19	66
Elko PD	39	1	40	0	5	5	39	6	45
Esmeralda SO	8	1	9	0	6	6	8	7	15
Eureka SO	12	1	13	0	8	8	12	9	21
Fallon PD	18	0	18	2	10	12	20	10	30
Henderson PD	296	32	328	98	130	228	394	162	556
Humboldt SO	29	5	34	1	14	15	30	19	49
Lander SO	16	3	19	1	11	12	17	14	31
Las Vegas Fire Dept	0	0	0	0	0	0	0	0	0
Las Vegas Metro PD	2,337	226	2,563	881	1,370	2,251	3,218	1,596	4,814
Lincoln SO	24	1	25	2	4	6	26	5	31
Lovelock PD	6	0	6	0	1	1	6	1	7
Lyon SO	71	5	76	6	22	28	77	27	104
Mesquite PD	27	1	28	12	10	22	39	11	50
Mineral SO	15	2	17	1	6	7	16	8	24
Nevada Highway Patrol	476	54	530	135	276	411	611	330	941
North Las Vegas PD	238	31	269	34	91	125	272	122	394
Nye SO	85	16	101	2	32	34	87	48	135
Pershing SO	13	0	13	2	5	7	15	5	20
Reno PD	275	23	298	6	51	57	281	74	355
Sparks PD	98	10	108	1	38	39	99	48	147
Storey SO	19	1	20	0	1	1	19	2	21
Taxicab	25	2	27	10	16	26	35	18	53
TMCC PD	7	0	7	1	2	3	8	2	10
UNLV PD	28	4	32	8	9	17	36	13	49
UNR PD	17	2	19	2	4	6	19	6	25
Washoe School PD	31	7	38	0	4	4	31	11	42
Washoe SO	337	66	403	99	169	268	436	235	671
West Wendover PD	11	2	13	3	5	8	14	7	21
White Pine SO	25	2	27	0	6	6	25	8	33
Winnemucca PD	17	1	18	0	3	3	17	4	21
Yerington PD	6	0	6	0	1	1	6	1	7
Total	5,049	532	5,581	1,336	2,409	3,745	6,385	2,941	9,326

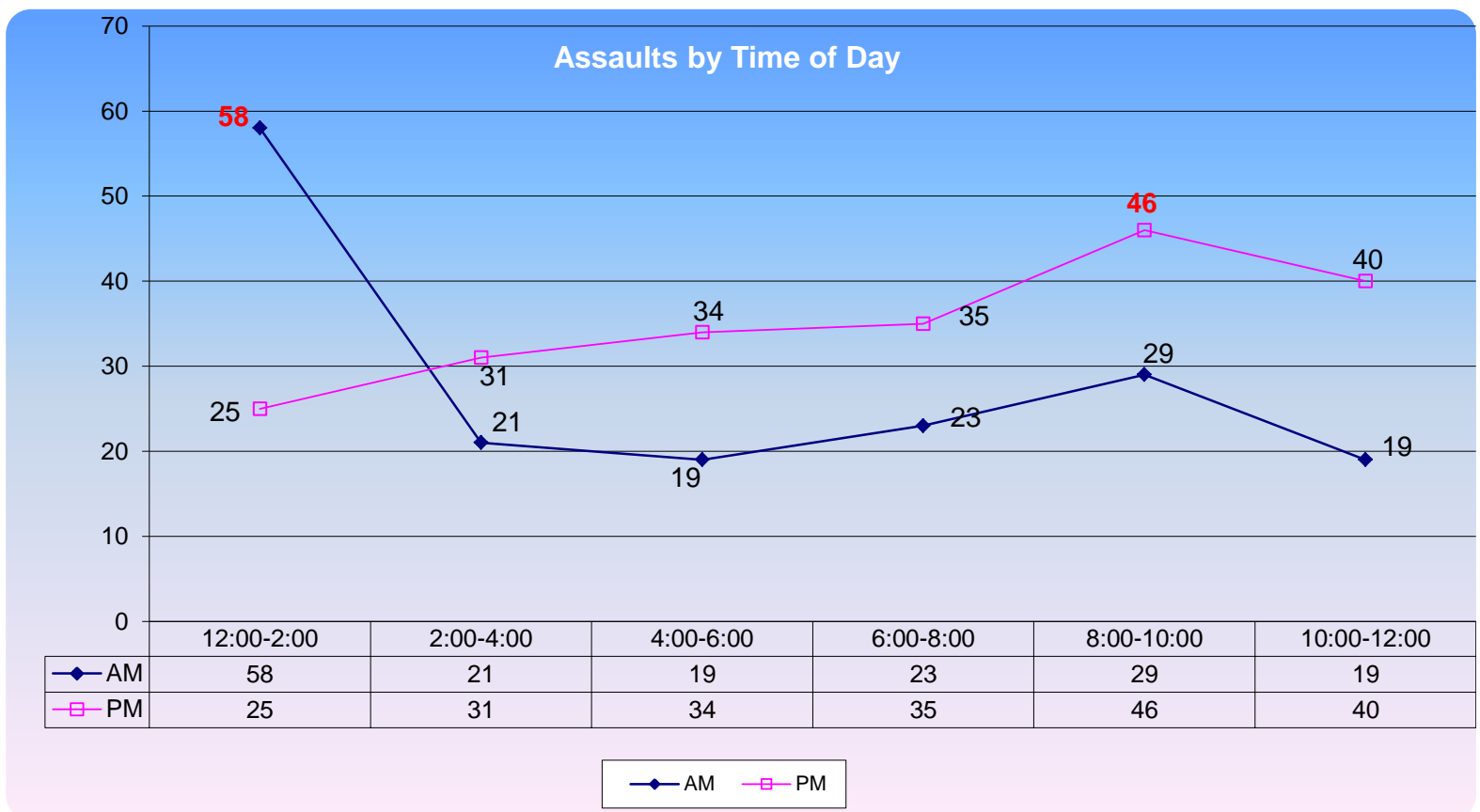
ASSAULTS ON LAW ENFORCEMENT PERSONNEL

2012

Nevada UCR compiles detailed monthly data regarding the problem of assaults on law enforcement personnel. The following displays more noticeable points on this issue.

Facts - 2012 Assaults

- ✪ In 2012 there was a total of 380 assaults on law enforcement personnel in Nevada, compared to 374 in 2011.
- ✪ The ratio of assaults per 100 officers was 9.4.
- ✪ There were 188 assaults while responding to domestic and other disturbance calls which represents 30.13% of the total or assaults in 2012.
- ✪ Most assaults on officers involved the use of hands, fists, feet, etc., accounting for 240 incidents or 63.15%.
- ✪ Personal injury to officers occurred in 101 (26.6%) of the 380 incidents, while 279 (73.42%) escaped injury.
- ✪ 23.68% or 90 of the assaults were aimed at officers who were alone, while 290 (76.31%) involved assisting personnel.
- ✪ The time period during which the most assaults occurred was between 12:00 a.m. and 2:00 a.m. with 58 (15.26%).
- ✪ Law enforcement cleared 335 (88.15%) of all assaults on personnel.



Officer Assaults by Activity/Weapon/Assignment - 2012

Activity Type	Total Assaults	Number Cleared	Firearm	Knife/Cutting Device	Other Dangerous Weapon	Hands, Fists, Feet, Etc.	2-Officer Vehicle	1-Officer Vehicle-Alone	1-Officer Vehicle-Assisted	Det./Spec/Assign.-Alone	Det./Spec/Assign.-Assisted	Other-Alone	Other-Assisted
Domestic/Other Disturbance	139	138	12	5	29	93	50	28	38	1	3	9	10
Burglary in Progress	4	4	0	0	1	3	0	3	1	0	0	0	0
Robbery in Progress	5	5	1	1	3	0	2	2	1	0	0	0	0
Attempting other Arrest	59	50	10	1	12	36	12	2	22	0	7	4	12
Civil Disorder	2	2	0	0	1	1	2	0	0	0	0	0	0
Handling Prisoner	58	34	0	0	13	45	18	5	13	1	1	2	18
Investigate Suspicious Persons/Circumstances	35	33	3	2	9	21	14	4	5	0	6	3	3
Ambush-No Warning	1	1	0	1	0	0	0	1	0	0	0	0	0
Mentally Deranged	12	6	3	2	2	5	1	3	4	0	0	0	4
Traffic Pursuits/Stops	31	29	6	1	10	14	6	7	17	0	0	1	0
All Other	34	33	0	2	10	22	10	11	6	1	2	2	2
Totals	380	335	35	15	90	240	115	66	107	3	19	21	49

	Total Assaults	Firearm	Knife/Cutting Item	Other Weapon	Hands, Fists, Feet, Etc.
With Injury	99	3	3	21	72
Without Injury	281	32	12	69	168



W
A
S
H
O
E

C
O
U
N
T
Y



It shouts and sings
with life...
explodes with love!

Seven Arts Productions presents

CLARK Gable MARILYN Monroe MONTGOMERY Clift
in the John Huston production of **the Misfits**

Co-starring

Thelma Ritter Eli Wallach

Screenplay by

Arthur Miller

Produced by


Frank E. Taylor

Directed by

John Huston

Music by Alex North Released thru United Artists

The Misfits (1961), filmed in Reno/Sparks, Pyramid Lake, and Dayton.



DOMESTIC VIOLENCE

Domestic Violence

The domestic violence data presented is based upon information submitted following the guidelines set forth in NRS 171.1227 from the following law enforcement agencies:

Carson County

Carson City Sheriff's Office

Churchill County

Churchill County Sheriff's Office
Fallon Police Department

Clark County

Boulder City Police Department
Henderson Police Department
Las Vegas Metro Police Department
Mesquite Police Department
North Las Vegas Police Department
University of Nevada Las Vegas Police Department

Douglas County

Douglas County Sheriff's Office

Elko County

Carlin Police Department
Elko Police Department
Elko County Sheriff Office
West Wendover Police Department

Esmeralda County

Esmeralda County Sheriff's Office

Eureka County

Eureka County Sheriff's Office

Humboldt County

Humboldt County Sheriff's Office
Winnemucca Police Department

Lander County

Lander County Sheriff's Office

Lyon County

Lyon County Sheriff's Office
Yerington Police Department

Mineral County

Mineral County Sheriff's Office

Nye County

Nye County Sheriff's Office

Pershing County

Pershing County Sheriff's Office
Lovelock Police Department

Storey County

Storey County Sheriff's Office

Washoe County

Washoe County Sheriff's Office
Washoe County School Police Department
Reno Police Department
Sparks Police Department
Truckee Meadow Community College Police Department

White Pine County

White Pine County Sheriff's Office

STATE OF NEVADA
DOMESTIC VIOLENCE DATA COLLECTION

STATEWIDE TOTALS FOR ARREST

2012



ARRESTEE INFORMATION

Male Aggressors

Number of Males Arrested	7,121
Number of Males Not Arrested	8,700
Total	15,793

Mitigating Circumstances for Not Arrested

Aggressor undetermined	790
Gone upon arrival	3,450
No evidence of injury	2,054
Not reported within 24 hours	303
Other	268
Unknown	1,931
Total	8,796

**Other Males Arrested at the Scene
(i.e. not part of the domestic relationship)**

Number of Other Males Arrested	43
--------------------------------	----

Female Aggressors

Number of Females Arrested	3,686
Number of Females Not Arrested	3,442
Total	7,122

Mitigating Circumstances for Not Arrested

Aggressor undetermined	612
Gone upon arrival	810
No evidence of injury	1,115
Not reported within 24 hours	75
Other	156
Unknown	743
Total	3,506

**Other Females Arrested at the Scene
(i.e. not part of the domestic relationship)**

Number of Other Females Arrested	19
----------------------------------	----

**STATE OF NEVADA
DOMESTIC VIOLENCE DATA COLLECTION**



STATEWIDE TOTAL FOR GENERAL

2012

GENERAL INFORMATION

Time of Day

0000-0259	3,479
0300-0559	1,850
0600-0859	1,523
0900-1159	2,009
1200-1459	2,364
1500-1759	3,060
1800-2059	3,699
2100-2359	4,144
TOTAL	22,128

Number of Children Present

ages 0-3	2,694
ages 4-6	1,489
ages 7-9	1,082
ages 10-12	1,022
ages 13-15	924
ages 16-18	754
age unknown	769
TOTAL	8,734

Weapon Used

Blunt Object	564
Handgun	176
Hands/Fist/Feet	13,381
Knife/Cutting Inst	823
Other Firearm	77
Other Weapon	786
Unknown	1,070
TOTAL	16,877

Victim Relationship to Offender

Cohabitant	13,264
Spouse	2,922
Dating	9,878
Child in Common	4,733
Blood Relative	3,733
Parent	2,580
Child	1,344
Former Spouse	335
Former Dating	1,267
Former Cohabitant	2,252
Related by Marriage	2,389
TOTAL	44,697

Number of Mutual Combatant Incidents

Number of Incidents	600
---------------------	-----

**STATE OF NEVADA
DOMESTIC VIOLENCE DATA COLLECTION**



STATEWIDE TOTAL FOR OFFENDER

2012

OFFENDER INFORMATION

MALE OFFENDER

Age	Total	Race	Total
Under 18	898	White	10,104
18-24	3,189	Black	4,639
25-34	5,033	Am Indian	170
35-44	3,149	Asian	467
45-54	2,100	Unknown	83
55-64	715		
65 over	223	Ethnicity	
Unknown	156	Hispanic	3,742
TOTAL	15,463		15,463

Injuries	Total	Medical	Total
Minor	2,554	1st Aid	235
Moderate	295	Hospital	289
No Visible	6,925	None	12,467
Severe	42	Refused	1,240

	Total
Alcohol/Drug Use Suspected	9,232
DV Card Given	4,066
PO in Effect	109
	264

FEMALE OFFENDER

Age	Total	Race	Total
Under 18	633	White	4,906
18-24	1,730	Black	1,673
25-34	2,028	Am Indian	104
35-44	1,312	Asian	324
45-54	882	Unknown	44
55-64	305		
65 over	94	Ethnicity	
Unknown	67	Hispanic	1,212
TOTAL	7,051		7,051

Injuries	Total	Medical	Total
Minor	1,575	1st Aid	129
Moderate	154	Hospital	174
No Visible	3,569	None	5,325
Severe	15	Refused	891

	Total
Alcohol/Drug Use Suspected	4,155
DV Card Given	2,682
PO in Effect	40
	104

**STATE OF NEVADA
DOMESTIC VIOLENCE DATA COLLECTION**



STATEWIDE TOTAL FOR VICTIM

2012

VICTIM INFORMATION

MALE VICTIMS

Age	Total	Race	Total
Under 18	573	White	5,885
18-24	1,496	Black	1,723
25-34	2,188	Am Indian	71
35-44	1,605	Asian	288
45-54	1,243	Unknown	53
55-64	625		0
65 over	270	Ethnicity	
Unknown	20	Hispanic	1,757
TOTAL	8,020		8,020

Injuries	Total	Medical	Total
Minor	3,933	1st Aid	252
Moderate	474	Hospital	355
No Visible	2,574	None	5,044
Severe	63	Refused	1,585

	Total
Alcohol/Drug Use Suspected	2,308
DV Card Given	5,342
PO in Effect	7

FEMALE VICTIMS

Age	Total	Race	Total
Under 18	741	White	11,639
18-24	4,186	Black	4,220
25-34	5,218	Am Indian	189
35-44	3,373	Asian	624
45-54	2,168	Unknown	99
55-64	728		0
65 over	322	Ethnicity	0
Unknown	35	Hispanic	3,681
TOTAL	16,771		16,771

Injuries	Total	Medical	Total
Minor	5,607	1st Aid	449
Moderate	877	Hospital	689
No Visible	4,876	None	7,958
Severe	109	Refused	2,942

	Total
Alcohol/Drug Use Suspected	3,050
DV Card Given	9,927
PO in Effect	25

STATE OF NEVADA
DOMESTIC VIOLENCE DATA COLLECTION

AGENCY

Carson City

MONTH/YEAR:

2012



ARRESTEE INFORMATION

Male Aggressors

Number of Males Arrested	68
Number of Males Not Arrested	103
Total	171

Mitigating Circumstances for Not Arrested

Aggressor undetermined	0
Gone upon arrival	1
No evidence of injury	11
Not reported within 24 hours	2
Other	0
Unknown	1
	0
	0
Total	15

***Other Males Arrested at the Scene
(i.e. not part of the domestic relationship)***

Number of Other Males Arrested	0
--------------------------------	---

Female Aggressors

Number of Females Arrested	33
Number of Females Not Arrested	70
Total	103

Mitigating Circumstances for Not Arrested

Aggressor undetermined	3
Gone upon arrival	0
No evidence of injury	7
Not reported within 24 hours	0
Other	0
Unknown	0
	0
	0
Total	10

***Other Females Arrested at the Scene
(i.e. not part of the domestic relationship)***

Number of Other Females Arrested	0
----------------------------------	---

**STATE OF NEVADA
DOMESTIC VIOLENCE DATA COLLECTION**



AGENCY: Carson City

MONTH/YEAR: 2012

GENERAL INFORMATION

Time of Day

0000-0259	41
0300-0559	14
0600-0859	12
0900-1159	25
1200-1459	25
1500-1759	22
1800-2059	42
2100-2359	52
TOTAL	233

Number of Children Present

ages 0-3	65
ages 4-6	29
ages 7-9	21
ages 10-12	17
ages 13-15	19
ages 16-18	7
age unknown	0
TOTAL	158

Weapon Used

Blunt Object	18
Handgun	0
Hands/Fist/Feet	210
Knife/Cutting Inst	10
Other Firearm	0
Other Weapon	5
Unknown	6
TOTAL	249

Victim Relationship to Offender

Cohabitant	89
Spouse	66
Dating	78
Child in Common	31
Blood Relative	24
Parent	27
Child	10
Former Spouse	4
Former Dating	5
Former Cohabitant	1
Related by Marriage	6
TOTAL	341

Number of Mutual Combatant Incidents

Number of Incidents	25
---------------------	----

**STATE OF NEVADA
DOMESTIC VIOLENCE DATA COLLECTION**

AGENCY: Carson City

MONTH/YEAR: 2012



OFFENDER INFORMATION

MALE OFFENDER

Age	Total	Race	Total
Under 18	8	White	155
18-24	31	Black	6
25-34	52	Am Indian	2
35-44	37	Asian	1
45-54	22	Unknown	0
55-64	11		
65 over	2	Ethnicity	
Unknown	1	Hispanic	13
TOTAL	164		164

Injuries	Total	Medical	Total
Minor	20	1st Aid	3
Moderate	2	Hospital	20
No Visible	106	None	78
Severe	1	Refused	12

	Total
Alcohol/Drug Use Suspected	82
DV Card Given	11
PO in Effect	0
	0

FEMALE OFFENDER

Age	Total	Race	Total
Under 18	10	White	95
18-24	21	Black	1
25-34	30	Am Indian	6
35-44	16	Asian	0
45-54	16	Unknown	0
55-64	5		
65 over	3	Ethnicity	
Unknown	1	Hispanic	7
TOTAL	102		102

Injuries	Total	Medical	Total
Minor	34	1st Aid	0
Moderate	1	Hospital	2
No Visible	59	None	53
Severe	0	Refused	35

	Total
Alcohol/Drug Use Suspected	38
DV Card Given	27
PO in Effect	2
	0

**STATE OF NEVADA
DOMESTIC VIOLENCE DATA COLLECTION**

AGENCY: **Carson City**

MONTH/YEAR: **2012**



VICTIM INFORMATION

MALE VICTIMS

Age	Total	Race	Total
Under 18	5	White	78
18-24	13	Black	2
25-34	13	Am Indian	0
35-44	19	Asian	1
45-54	20	Unknown	0
55-64	6		0
65 over	4	Ethnicity	
Unknown	1	Hispanic	4
TOTAL	81		81

Injuries	Total	Medical	Total
Minor	25	1st Aid	0
Moderate	3	Hospital	2
No Visible	41	None	32
Severe	1	Refused	45

	Total
Alcohol/Drug Use Suspected	25
DV Card Given	14
PO in Effect	0

FEMALE VICTIMS

Age	Total	Race	Total
Under 18	12	White	178
18-24	42	Black	3
25-34	54	Am Indian	11
35-44	27	Asian	0
45-54	41	Unknown	0
55-64	11		0
65 over	4	Ethnicity	0
Unknown	1	Hispanic	2
TOTAL	192		192

Injuries	Total	Medical	Total
Minor	71	1st Aid	3
Moderate	7	Hospital	1
No Visible	106	None	108
Severe	14	Refused	75

	Total
Alcohol/Drug Use Suspected	51
DV Card Given	92
PO in Effect	3

STATE OF NEVADA
DOMESTIC VIOLENCE DATA COLLECTION

AGENCY: Churchill County

MONTH/YEAR: 2012



ARRESTEE INFORMATION

Male Aggressors

Number of Males Arrested	47
Number of Males Not Arrested	37
Total	84

Mitigating Circumstances for Not Arrested

Aggressor undetermined	18
Gone upon arrival	11
No evidence of injury	3
Not reported within 24 hours	5
Other	3
Unknown	0
	0
	0
Total	40

***Other Males Arrested at the Scene
(i.e. not part of the domestic relationship)***

Number of Other Males Arrested	0
--------------------------------	---

Female Aggressors

Number of Females Arrested	25
Number of Females Not Arrested	23
Total	42

Mitigating Circumstances for Not Arrested

Aggressor undetermined	17
Gone upon arrival	2
No evidence of injury	8
Not reported within 24 hours	0
Other	5
Unknown	0
	0
	0
Total	29

***Other Females Arrested at the Scene
(i.e. not part of the domestic relationship)***

Number of Other Females Arrested	0
----------------------------------	---

**STATE OF NEVADA
DOMESTIC VIOLENCE DATA COLLECTION**



AGENCY: Churchill County

MONTH/YEAR: 2012

GENERAL INFORMATION

Time of Day

0000-0259	14
0300-0559	6
0600-0859	5
0900-1159	10
1200-1459	16
1500-1759	14
1800-2059	32
2100-2359	32
TOTAL	129

Number of Children Present

ages 0-3	33
ages 4-6	19
ages 7-9	10
ages 10-12	13
ages 13-15	8
ages 16-18	7
age unknown	3
TOTAL	93

Weapon Used

Blunt Object	9
Handgun	1
Hands/Fist/Feet	99
Knife/Cutting Inst	13
Other Firearm	1
Other Weapon	3
Unknown	1
TOTAL	127

Victim Relationship to Offender

Cohabitant	33
Spouse	37
Dating	22
Child in Common	5
Blood Relative	9
Parent	10
Child	5
Former Spouse	1
Former Dating	5
Former Cohabitant	0
Related by Marriage	5
TOTAL	132

Number of Mutual Combatant Incidents

Number of Incidents	22
---------------------	----

**STATE OF NEVADA
DOMESTIC VIOLENCE DATA COLLECTION**

AGENCY: Churchill County

MONTH/YEAR: 2012



OFFENDER INFORMATION

MALE OFFENDER

Age	Total	Race	Total
Under 18	8	White	101
18-24	21	Black	4
25-34	36	Am Indian	6
35-44	24	Asian	1
45-54	17	Unknown	0
55-64	6		
65 over	0	Ethnicity	
Unknown	0	Hispanic	10
TOTAL	112		112

Injuries	Total	Medical	Total
Minor	22	1st Aid	2
Moderate	3	Hospital	17
No Visible	62	None	45
Severe	1	Refused	4

	Total
Alcohol/Drug Use Suspected	52
DV Card Given	16
PO in Effect	0
	0

FEMALE OFFENDER

Age	Total	Race	Total
Under 18	6	White	69
18-24	18	Black	1
25-34	12	Am Indian	1
35-44	17	Asian	2
45-54	15	Unknown	0
55-64	4		
65 over	1	Ethnicity	
Unknown	0	Hispanic	2
TOTAL	73		73

Injuries	Total	Medical	Total
Minor	28	1st Aid	0
Moderate	3	Hospital	2
No Visible	41	None	44
Severe	0	Refused	23

	Total
Alcohol/Drug Use Suspected	25
DV Card Given	22
PO in Effect	1
	0

**STATE OF NEVADA
DOMESTIC VIOLENCE DATA COLLECTION**

AGENCY: Churchill County

MONTH/YEAR: 2012



VICTIM INFORMATION

MALE VICTIMS

Age	Total	Race	Total
Under 18	3	White	45
18-24	7	Black	1
25-34	7	Am Indian	1
35-44	14	Asian	2
45-54	7	Unknown	0
55-64	7		0
65 over	4	Ethnicity	
Unknown	0	Hispanic	5
TOTAL	49		49

Injuries	Total	Medical	Total
Minor	29	1st Aid	4
Moderate	7	Hospital	5
No Visible	9	None	28
Severe	1	Refused	14

	Total
Alcohol/Drug Use Suspected	22
DV Card Given	37
PO in Effect	0

FEMALE VICTIMS

Age	Total	Race	Total
Under 18	3	White	59
18-24	21	Black	3
25-34	19	Am Indian	4
35-44	14	Asian	3
45-54	9	Unknown	0
55-64	2		0
65 over	1	Ethnicity	0
Unknown	0	Hispanic	7
TOTAL	69		69

Injuries	Total	Medical	Total
Minor	42	1st Aid	6
Moderate	6	Hospital	8
No Visible	11	None	30
Severe	2	Refused	18

	Total
Alcohol/Drug Use Suspected	19
DV Card Given	61
PO in Effect	0

STATE OF NEVADA
DOMESTIC VIOLENCE DATA COLLECTION

AGENCY: Clark County

MONTH/YEAR: 2012



ARRESTEE INFORMATION

Male Aggressors

Number of Males Arrested	6077
Number of Males Not Arrested	7665
Total	13714

Mitigating Circumstances for Not Arrested

Aggressor undetermined	454
Gone upon arrival	3142
No evidence of injury	1788
Not reported within 24 hours	211
Other	147
Unknown	1922
	0
	0
Total	7664

***Other Males Arrested at the Scene
(i.e. not part of the domestic relationship)***

Number of Other Males Arrested	11
--------------------------------	----

Female Aggressors

Number of Females Arrested	3229
Number of Females Not Arrested	2926
Total	6155

Mitigating Circumstances for Not Arrested

Aggressor undetermined	358
Gone upon arrival	740
No evidence of injury	963
Not reported within 24 hours	48
Other	83
Unknown	741
	0
	0
Total	2933

***Other Females Arrested at the Scene
(i.e. not part of the domestic relationship)***

Number of Other Females Arrested	4
----------------------------------	---

**STATE OF NEVADA
DOMESTIC VIOLENCE DATA COLLECTION**



AGENCY: Clark County

MONTH/YEAR: 2012

GENERAL INFORMATION

Time of Day

0000-0259	3130
0300-0559	1686
0600-0859	1357
0900-1159	1729
1200-1459	2022
1500-1759	2605
1800-2059	3180
2100-2359	3537
TOTAL	19246

Number of Children Present

ages 0-3	2085
ages 4-6	1177
ages 7-9	854
ages 10-12	787
ages 13-15	692
ages 16-18	569
age unknown	722
TOTAL	6886

Weapon Used

Blunt Object	439
Handgun	150
Hands/Fist/Feet	10896
Knife/Cutting Inst	746
Other Firearm	71
Other Weapon	662
Unknown	1024
TOTAL	13988

Victim Relationship to Offender

Cohabitant	12635
Spouse	2289
Dating	9100
Child in Common	4467
Blood Relative	3409
Parent	2305
Child	1222
Former Spouse	306
Former Dating	1216
Former Cohabitant	2222
Related by Marriage	2326
TOTAL	41497

Number of Mutual Combatant Incidents

Number of Incidents	433
---------------------	-----

**STATE OF NEVADA
DOMESTIC VIOLENCE DATA COLLECTION**

AGENCY: Clark County

MONTH/YEAR: 2012



OFFENDER INFORMATION

MALE OFFENDER

Age	Total	Race	Total
Under 18	747	White	8300
18-24	2768	Black	4488
25-34	4388	Am Indian	87
35-44	2756	Asian	437
45-54	1764	Unknown	67
55-64	627		
65 over	178	Ethnicity	
Unknown	151	Hispanic	3419
TOTAL	13379		13379

Injuries	Total	Medical	Total
Minor	2091	1st Aid	199
Moderate	252	Hospital	229
No Visible	5607	None	10989
Severe	21	Refused	987

	Total
Alcohol/Drug Use Suspected	8459
DV Card Given	3960
PO in Effect	104
	0

FEMALE OFFENDER

Age	Total	Race	Total
Under 18	516	White	4011
18-24	1502	Black	1636
25-34	1761	Am Indian	58
35-44	1136	Asian	312
45-54	732	Unknown	27
55-64	259		
65 over	75	Ethnicity	
Unknown	63	Hispanic	1099
TOTAL	6044		6044

Injuries	Total	Medical	Total
Minor	1307	1st Aid	108
Moderate	117	Hospital	144
No Visible	2926	None	4667
Severe	10	Refused	665

	Total
Alcohol/Drug Use Suspected	3803
DV Card Given	2550
PO in Effect	36
	0

**STATE OF NEVADA
DOMESTIC VIOLENCE DATA COLLECTION**

AGENCY: **Clark County**

MONTH/YEAR: **2012**



VICTIM INFORMATION

MALE VICTIMS

Age	Total	Race	Total
Under 18	483	White	4918
18-24	1300	Black	1681
25-34	1941	Am Indian	55
35-44	1390	Asian	272
45-54	1065	Unknown	38
55-64	540		0
65 over	225	Ethnicity	
Unknown	19	Hispanic	1626
TOTAL	6963		6964

Injuries	Total	Medical	Total
Minor	3435	1st Aid	214
Moderate	405	Hospital	291
No Visible	2147	None	4502
Severe	52	Refused	1215

	Total
Alcohol/Drug Use Suspected	2010
DV Card Given	4913
PO in Effect	0

FEMALE VICTIMS

Age	Total	Race	Total
Under 18	585	White	9817
18-24	3708	Black	4138
25-34	4653	Am Indian	96
35-44	2951	Asian	597
45-54	1871	Unknown	83
55-64	643		0
65 over	288	Ethnicity	0
Unknown	32	Hispanic	3411
TOTAL	14731		14731

Injuries	Total	Medical	Total
Minor	4624	1st Aid	370
Moderate	704	Hospital	575
No Visible	4065	None	6920
Severe	82	Refused	2234

	Total
Alcohol/Drug Use Suspected	2610
DV Card Given	8747
PO in Effect	0

STATE OF NEVADA
DOMESTIC VIOLENCE DATA COLLECTION

AGENCY: Douglas County

MONTH/YEAR: 2012



ARRESTEE INFORMATION

Male Aggressors

Number of Males Arrested	89
Number of Males Not Arrested	62
Total	151

Mitigating Circumstances for Not Arrested

Aggressor undetermined	12
Gone upon arrival	16
No evidence of injury	15
Not reported within 24 hours	14
Other	5
Unknown	0
	0
	0
Total	62

***Other Males Arrested at the Scene
(i.e. not part of the domestic relationship)***

Number of Other Males Arrested	0
--------------------------------	---

Female Aggressors

Number of Females Arrested	55
Number of Females Not Arrested	36
Total	91

Mitigating Circumstances for Not Arrested

Aggressor undetermined	12
Gone upon arrival	8
No evidence of injury	9
Not reported within 24 hours	5
Other	2
Unknown	0
	0
	0
Total	34

***Other Females Arrested at the Scene
(i.e. not part of the domestic relationship)***

Number of Other Females Arrested	0
----------------------------------	---

**STATE OF NEVADA
DOMESTIC VIOLENCE DATA COLLECTION**



AGENCY: Douglas County

MONTH/YEAR: 2012

GENERAL INFORMATION

Time of Day

0000-0259	26
0300-0559	22
0600-0859	12
0900-1159	14
1200-1459	26
1500-1759	33
1800-2059	36
2100-2359	55
TOTAL	224

Number of Children Present

ages 0-3	26
ages 4-6	17
ages 7-9	20
ages 10-12	20
ages 13-15	28
ages 16-18	20
age unknown	6
TOTAL	137

Weapon Used

Blunt Object	27
Handgun	0
Hands/Fist/Feet	189
Knife/Cutting Inst	1
Other Firearm	0
Other Weapon	3
Unknown	4
TOTAL	224

Victim Relationship to Offender

Cohabitant	45
Spouse	52
Dating	48
Child in Common	10
Blood Relative	24
Parent	32
Child	5
Former Spouse	3
Former Dating	2
Former Cohabitant	0
Related by Marriage	2
TOTAL	223

Number of Mutual Combatant Incidents

Number of Incidents	33
---------------------	----

**STATE OF NEVADA
DOMESTIC VIOLENCE DATA COLLECTION**

AGENCY: Douglas County

MONTH/YEAR: 2012



OFFENDER INFORMATION

MALE OFFENDER

Age	Total	Race	Total
Under 18	17	White	137
18-24	27	Black	5
25-34	42	Am Indian	6
35-44	31	Asian	3
45-54	20	Unknown	3
55-64	12		
65 over	5	Ethnicity	
Unknown	0	Hispanic	11
TOTAL	154		154

Injuries	Total	Medical	Total
Minor	36	1st Aid	5
Moderate	5	Hospital	3
No Visible	113	None	108
Severe	0	Refused	38

	Total
Alcohol/Drug Use Suspected	112
DV Card Given	2
PO in Effect	0
	0

FEMALE OFFENDER

Age	Total	Race	Total
Under 18	9	White	72
18-24	20	Black	1
25-34	23	Am Indian	2
35-44	8	Asian	1
45-54	8	Unknown	2
55-64	7		
65 over	3	Ethnicity	
Unknown	0	Hispanic	5
TOTAL	78		78

Injuries	Total	Medical	Total
Minor	18	1st Aid	1
Moderate	1	Hospital	1
No Visible	59	None	55
Severe	0	Refused	21

	Total
Alcohol/Drug Use Suspected	62
DV Card Given	2
PO in Effect	0
	0

**STATE OF NEVADA
DOMESTIC VIOLENCE DATA COLLECTION**

AGENCY: **Douglas County**

MONTH/YEAR: **2012**



VICTIM INFORMATION

MALE VICTIMS

Age	Total	Race	Total
Under 18	10	White	84
18-24	12	Black	1
25-34	18	Am Indian	1
35-44	18	Asian	0
45-54	15	Unknown	2
55-64	13		0
65 over	2	Ethnicity	
Unknown	0	Hispanic	2
TOTAL	88		88

Injuries	Total	Medical	Total
Minor	51	1st Aid	2
Moderate	3	Hospital	18
No Visible	34	None	32
Severe	0	Refused	36

	Total
Alcohol/Drug Use Suspected	63
DV Card Given	52
PO in Effect	1

FEMALE VICTIMS

Age	Total	Race	Total
Under 18	16	White	143
18-24	29	Black	4
25-34	39	Am Indian	5
35-44	28	Asian	2
45-54	25	Unknown	2
55-64	15		0
65 over	4	Ethnicity	0
Unknown	0	Hispanic	5
TOTAL	156		156

Injuries	Total	Medical	Total
Minor	84	1st Aid	5
Moderate	8	Hospital	5
No Visible	63	None	74
Severe	0	Refused	62

	Total
Alcohol/Drug Use Suspected	91
DV Card Given	97
PO in Effect	2

STATE OF NEVADA
DOMESTIC VIOLENCE DATA COLLECTION

AGENCY: Elko County

MONTH/YEAR: 2012



ARRESTEE INFORMATION

Male Aggressors

Number of Males Arrested	112
Number of Males Not Arrested	150
Total	262

Mitigating Circumstances for Not Arrested

Aggressor undetermined	50
Gone upon arrival	26
No evidence of injury	50
Not reported within 24 hours	12
Other	23
Unknown	1
	0
	0
Total	162

***Other Males Arrested at the Scene
(i.e. not part of the domestic relationship)***

Number of Other Males Arrested	2
--------------------------------	---

Female Aggressors

Number of Females Arrested	50
Number of Females Not Arrested	68
Total	118

Mitigating Circumstances for Not Arrested

Aggressor undetermined	44
Gone upon arrival	5
No evidence of injury	23
Not reported within 24 hours	2
Other	11
Unknown	1
	0
	0
Total	86

***Other Females Arrested at the Scene
(i.e. not part of the domestic relationship)***

Number of Other Females Arrested	1
----------------------------------	---

**STATE OF NEVADA
DOMESTIC VIOLENCE DATA COLLECTION**



AGENCY: Elko County

MONTH/YEAR: 2012

GENERAL INFORMATION

Time of Day

0000-0259	58
0300-0559	32
0600-0859	43
0900-1159	40
1200-1459	24
1500-1759	68
1800-2059	64
2100-2359	58
TOTAL	387

Number of Children Present

ages 0-3	92
ages 4-6	57
ages 7-9	40
ages 10-12	37
ages 13-15	21
ages 16-18	19
age unknown	10
TOTAL	276

Weapon Used

Blunt Object	20
Handgun	7
Hands/Fist/Feet	339
Knife/Cutting Inst	9
Other Firearm	0
Other Weapon	9
Unknown	10
TOTAL	394

Victim Relationship to Offender

Cohabitant	83
Spouse	116
Dating	91
Child in Common	28
Blood Relative	32
Parent	25
Child	20
Former Spouse	8
Former Dating	8
Former Cohabitant	6
Related by Marriage	7
TOTAL	424

Number of Mutual Combatant Incidents

Number of Incidents	78
---------------------	----

**STATE OF NEVADA
DOMESTIC VIOLENCE DATA COLLECTION**

AGENCY: Elko County

MONTH/YEAR: 2012



OFFENDER INFORMATION

MALE OFFENDER

Age	Total	Race	Total
Under 18	17	White	256
18-24	46	Black	8
25-34	107	Am Indian	13
35-44	57	Asian	0
45-54	44	Unknown	1
55-64	5		
65 over	1	Ethnicity	
Unknown	1	Hispanic	48
TOTAL	278		278

Injuries	Total	Medical	Total
Minor	65	1st Aid	1
Moderate	5	Hospital	7
No Visible	134	None	181
Severe	0	Refused	26

	Total
Alcohol/Drug Use Suspected	139
DV Card Given	14
PO in Effect	0
	0

FEMALE OFFENDER

Age	Total	Race	Total
Under 18	13	White	103
18-24	21	Black	4
25-34	42	Am Indian	13
35-44	23	Asian	2
45-54	21	Unknown	1
55-64	1		
65 over	2	Ethnicity	
Unknown	1	Hispanic	20
TOTAL	124		123

Injuries	Total	Medical	Total
Minor	37	1st Aid	1
Moderate	2	Hospital	3
No Visible	68	None	63
Severe	0	Refused	26

	Total
Alcohol/Drug Use Suspected	59
DV Card Given	11
PO in Effect	2
	0

**STATE OF NEVADA
DOMESTIC VIOLENCE DATA COLLECTION**

AGENCY: **Elko County**

MONTH/YEAR: **2012**



VICTIM INFORMATION

MALE VICTIMS

Age	Total	Race	Total
Under 18	10	White	110
18-24	16	Black	5
25-34	40	Am Indian	5
35-44	29	Asian	1
45-54	18	Unknown	0
55-64	6		0
65 over	2	Ethnicity	
Unknown	0	Hispanic	14
TOTAL	121		121

Injuries	Total	Medical	Total
Minor	62	1st Aid	3
Moderate	7	Hospital	3
No Visible	45	None	66
Severe	1	Refused	35

	Total
Alcohol/Drug Use Suspected	42
DV Card Given	47
PO in Effect	3

FEMALE VICTIMS

Age	Total	Race	Total
Under 18	19	White	239
18-24	57	Black	5
25-34	90	Am Indian	18
35-44	50	Asian	1
45-54	40	Unknown	1
55-64	5		0
65 over	2	Ethnicity	0
Unknown	1	Hispanic	40
TOTAL	264		264

Injuries	Total	Medical	Total
Minor	123	1st Aid	6
Moderate	29	Hospital	22
No Visible	99	None	118
Severe	3	Refused	78

	Total
Alcohol/Drug Use Suspected	93
DV Card Given	167
PO in Effect	7

STATE OF NEVADA
DOMESTIC VIOLENCE DATA COLLECTION

AGENCY: Eureka County

MONTH/YEAR: 2012



ARRESTEE INFORMATION

Male Aggressors

Number of Males Arrested	2
Number of Males Not Arrested	8
Total	10

Mitigating Circumstances for Not Arrested

Aggressor undetermined	6
Gone upon arrival	0
No evidence of injury	1
Not reported within 24 hours	0
Other	0
Unknown	0
	0
	0
Total	7

***Other Males Arrested at the Scene
(i.e. not part of the domestic relationship)***

Number of Other Males Arrested	0
--------------------------------	---

Female Aggressors

Number of Females Arrested	0
Number of Females Not Arrested	3
Total	3

Mitigating Circumstances for Not Arrested

Aggressor undetermined	3
Gone upon arrival	0
No evidence of injury	0
Not reported within 24 hours	0
Other	0
Unknown	0
	0
	0
Total	3

***Other Females Arrested at the Scene
(i.e. not part of the domestic relationship)***

Number of Other Females Arrested	0
----------------------------------	---

**STATE OF NEVADA
DOMESTIC VIOLENCE DATA COLLECTION**



AGENCY: Eureka County

MONTH/YEAR: 2012

GENERAL INFORMATION

Time of Day

0000-0259	1
0300-0559	0
0600-0859	0
0900-1159	0
1200-1459	1
1500-1759	5
1800-2059	1
2100-2359	0
TOTAL	8

Number of Children Present

ages 0-3	3
ages 4-6	2
ages 7-9	0
ages 10-12	1
ages 13-15	0
ages 16-18	0
age unknown	0
TOTAL	6

Weapon Used

Blunt Object	0
Handgun	0
Hands/Fist/Feet	7
Knife/Cutting Inst	0
Other Firearm	0
Other Weapon	0
Unknown	0
TOTAL	7

Victim Relationship to Offender

Cohabitant	3
Spouse	2
Dating	2
Child in Common	0
Blood Relative	1
Parent	0
Child	0
Former Spouse	0
Former Dating	1
Former Cohabitant	0
Related by Marriage	0
TOTAL	9

Number of Mutual Combatant Incidents

Number of Incidents	1
---------------------	---

**STATE OF NEVADA
DOMESTIC VIOLENCE DATA COLLECTION**

AGENCY: Eureka County

MONTH/YEAR: 2012



OFFENDER INFORMATION

MALE OFFENDER

Age	Total	Race	Total
Under 18	2	White	9
18-24	2	Black	0
25-34	1	Am Indian	0
35-44	3	Asian	0
45-54	2	Unknown	1
55-64	0		
65 over	0	Ethnicity	
Unknown	0	Hispanic	0
TOTAL	10		10

Injuries	Total	Medical	Total
Minor	7	1st Aid	0
Moderate	0	Hospital	1
No Visible	3	None	9
Severe	0	Refused	0

	Total
Alcohol/Drug Use Suspected	2
DV Card Given	0
PO in Effect	1
	0

FEMALE OFFENDER

Age	Total	Race	Total
Under 18	0	White	2
18-24	1	Black	0
25-34	2	Am Indian	0
35-44	0	Asian	0
45-54	0	Unknown	1
55-64	0		
65 over	0	Ethnicity	
Unknown	0	Hispanic	0
TOTAL	3		3

Injuries	Total	Medical	Total
Minor	0	1st Aid	0
Moderate	0	Hospital	0
No Visible	3	None	3
Severe	0	Refused	6

	Total
Alcohol/Drug Use Suspected	1
DV Card Given	0
PO in Effect	0
	0

**STATE OF NEVADA
DOMESTIC VIOLENCE DATA COLLECTION**

AGENCY: Eureka County

MONTH/YEAR: 2012



VICTIM INFORMATION

MALE VICTIMS

Age	Total	Race	Total
Under 18	0	White	6
18-24	3	Black	0
25-34	1	Am Indian	0
35-44	1	Asian	0
45-54	2	Unknown	1
55-64	0		0
65 over	0	Ethnicity	
Unknown	0	Hispanic	0
TOTAL	7		7

Injuries	Total	Medical	Total
Minor	7	1st Aid	0
Moderate	0	Hospital	1
No Visible	0	None	5
Severe	0	Refused	1

	Total
Alcohol/Drug Use Suspected	1
DV Card Given	0
PO in Effect	1

FEMALE VICTIMS

Age	Total	Race	Total
Under 18	0	White	5
18-24	2	Black	0
25-34	2	Am Indian	0
35-44	2	Asian	0
45-54	0	Unknown	1
55-64	0		0
65 over	0	Ethnicity	0
Unknown	0	Hispanic	0
TOTAL	6		6

Injuries	Total	Medical	Total
Minor	2	1st Aid	0
Moderate	0	Hospital	0
No Visible	4	None	6
Severe	0	Refused	0

	Total
Alcohol/Drug Use Suspected	1
DV Card Given	3
PO in Effect	0

STATE OF NEVADA
DOMESTIC VIOLENCE DATA COLLECTION

AGENCY: Humboldt County

MONTH/YEAR: 2012



ARRESTEE INFORMATION

Male Aggressors

Number of Males Arrested	52
Number of Males Not Arrested	25
Total	77

Mitigating Circumstances for Not Arrested

Aggressor undetermined	10
Gone upon arrival	9
No evidence of injury	2
Not reported within 24 hours	0
Other	3
Unknown	0
	0
	0
Total	24

***Other Males Arrested at the Scene
(i.e. not part of the domestic relationship)***

Number of Other Males Arrested	0
--------------------------------	---

Female Aggressors

Number of Females Arrested	10
Number of Females Not Arrested	8
Total	18

Mitigating Circumstances for Not Arrested

Aggressor undetermined	5
Gone upon arrival	1
No evidence of injury	1
Not reported within 24 hours	0
Other	0
Unknown	0
	0
	0
Total	7

***Other Females Arrested at the Scene
(i.e. not part of the domestic relationship)***

Number of Other Females Arrested	0
----------------------------------	---

**STATE OF NEVADA
DOMESTIC VIOLENCE DATA COLLECTION**



AGENCY: Humboldt County

MONTH/YEAR: 2012

GENERAL INFORMATION

Time of Day

0000-0259	11
0300-0559	1
0600-0859	6
0900-1159	10
1200-1459	9
1500-1759	12
1800-2059	21
2100-2359	17
TOTAL	87

Number of Children Present

ages 0-3	21
ages 4-6	5
ages 7-9	3
ages 10-12	5
ages 13-15	3
ages 16-18	4
age unknown	4
TOTAL	45

Weapon Used

Blunt Object	1
Handgun	1
Hands/Fist/Feet	79
Knife/Cutting Inst	2
Other Firearm	0
Other Weapon	3
Unknown	1
TOTAL	87

Victim Relationship to Offender

Cohabitant	24
Spouse	24
Dating	7
Child in Common	14
Blood Relative	4
Parent	9
Child	3
Former Spouse	1
Former Dating	3
Former Cohabitant	1
Related by Marriage	4
TOTAL	94

Number of Mutual Combatant Incidents

Number of Incidents	4
---------------------	---

**STATE OF NEVADA
DOMESTIC VIOLENCE DATA COLLECTION**

AGENCY: Humboldt County

MONTH/YEAR: 2012



OFFENDER INFORMATION

MALE OFFENDER

Age	Total	Race	Total
Under 18	2	White	63
18-24	23	Black	3
25-34	28	Am Indian	7
35-44	13	Asian	1
45-54	7	Unknown	0
55-64	0		
65 over	1	Ethnicity	
Unknown	0	Hispanic	11
TOTAL	74		74

Injuries	Total	Medical	Total
Minor	13	1st Aid	0
Moderate	0	Hospital	0
No Visible	51	None	61
Severe	0	Refused	3

	Total
Alcohol/Drug Use Suspected	27
DV Card Given	0
PO in Effect	0
	0

FEMALE OFFENDER

Age	Total	Race	Total
Under 18	3	White	11
18-24	4	Black	0
25-34	3	Am Indian	2
35-44	1	Asian	0
45-54	1	Unknown	0
55-64	1		
65 over	0	Ethnicity	
Unknown	0	Hispanic	1
TOTAL	13		13

Injuries	Total	Medical	Total
Minor	2	1st Aid	0
Moderate	0	Hospital	0
No Visible	11	None	12
Severe	0	Refused	1

	Total
Alcohol/Drug Use Suspected	3
DV Card Given	0
PO in Effect	0
	0

**STATE OF NEVADA
DOMESTIC VIOLENCE DATA COLLECTION**

AGENCY: **Humboldt County**

MONTH/YEAR: **2012**



VICTIM INFORMATION

MALE VICTIMS

Age	Total	Race	Total
Under 18	4	White	16
18-24	7	Black	1
25-34	4	Am Indian	0
35-44	1	Asian	0
45-54	1	Unknown	0
55-64	0		0
65 over	0	Ethnicity	
Unknown	0	Hispanic	2
TOTAL	17		17

Injuries	Total	Medical	Total
Minor	10	1st Aid	1
Moderate	1	Hospital	0
No Visible	5	None	12
Severe	0	Refused	2

	Total
Alcohol/Drug Use Suspected	1
DV Card Given	5
PO in Effect	0

FEMALE VICTIMS

Age	Total	Race	Total
Under 18	9	White	74
18-24	23	Black	1
25-34	21	Am Indian	6
35-44	19	Asian	1
45-54	9	Unknown	0
55-64	1		0
65 over	0	Ethnicity	0
Unknown	0	Hispanic	15
TOTAL	82		82

Injuries	Total	Medical	Total
Minor	53	1st Aid	1
Moderate	7	Hospital	8
No Visible	20	None	47
Severe	0	Refused	24

	Total
Alcohol/Drug Use Suspected	16
DV Card Given	39
PO in Effect	0

STATE OF NEVADA
DOMESTIC VIOLENCE DATA COLLECTION

AGENCY: Lander County

MONTH/YEAR: 2012



ARRESTEE INFORMATION

Male Aggressors

Number of Males Arrested	23
Number of Males Not Arrested	28
Total	51

Mitigating Circumstances for Not Arrested

Aggressor undetermined	0
Gone upon arrival	10
No evidence of injury	11
Not reported within 24 hours	1
Other	5
Unknown	1
	0
	0
Total	28

***Other Males Arrested at the Scene
(i.e. not part of the domestic relationship)***

Number of Other Males Arrested	1
--------------------------------	---

Female Aggressors

Number of Females Arrested	15
Number of Females Not Arrested	24
Total	39

Mitigating Circumstances for Not Arrested

Aggressor undetermined	1
Gone upon arrival	5
No evidence of injury	13
Not reported within 24 hours	2
Other	3
Unknown	0
	0
	0
Total	24

***Other Females Arrested at the Scene
(i.e. not part of the domestic relationship)***

Number of Other Females Arrested	0
----------------------------------	---

**STATE OF NEVADA
DOMESTIC VIOLENCE DATA COLLECTION**



AGENCY: Lander County

MONTH/YEAR: 2012

GENERAL INFORMATION

Time of Day

0000-0259	6
0300-0559	3
0600-0859	3
0900-1159	8
1200-1459	15
1500-1759	8
1800-2059	13
2100-2359	22
TOTAL	78

Number of Children Present

ages 0-3	20
ages 4-6	13
ages 7-9	5
ages 10-12	8
ages 13-15	7
ages 16-18	9
age unknown	0
TOTAL	62

Weapon Used

Blunt Object	2
Handgun	0
Hands/Fist/Feet	66
Knife/Cutting Inst	0
Other Firearm	0
Other Weapon	4
Unknown	7
TOTAL	79

Victim Relationship to Offender

Cohabitant	15
Spouse	24
Dating	20
Child in Common	9
Blood Relative	6
Parent	8
Child	7
Former Spouse	0
Former Dating	3
Former Cohabitant	1
Related by Marriage	0
TOTAL	93

Number of Mutual Combatant Incidents

Number of Incidents	7
---------------------	---

**STATE OF NEVADA
DOMESTIC VIOLENCE DATA COLLECTION**

AGENCY: Lander County

MONTH/YEAR: 2012



OFFENDER INFORMATION

MALE OFFENDER

Age	Total	Race	Total
Under 18	1	White	44
18-24	11	Black	0
25-34	18	Am Indian	9
35-44	10	Asian	1
45-54	12	Unknown	0
55-64	1		
65 over	1	Ethnicity	
Unknown	0	Hispanic	9
TOTAL	54		54

Injuries	Total	Medical	Total
Minor	10	1st Aid	1
Moderate	1	Hospital	1
No Visible	40	None	39
Severe	0	Refused	14

	Total
Alcohol/Drug Use Suspected	29
DV Card Given	2
PO in Effect	0
	0

FEMALE OFFENDER

Age	Total	Race	Total
Under 18	5	White	31
18-24	5	Black	0
25-34	10	Am Indian	3
35-44	12	Asian	0
45-54	3	Unknown	3
55-64	1		
65 over	0	Ethnicity	
Unknown	1	Hispanic	4
TOTAL	37		37

Injuries	Total	Medical	Total
Minor	9	1st Aid	1
Moderate	0	Hospital	2
No Visible	26	None	31
Severe	0	Refused	1

	Total
Alcohol/Drug Use Suspected	19
DV Card Given	1
PO in Effect	0
	0

**STATE OF NEVADA
DOMESTIC VIOLENCE DATA COLLECTION**

AGENCY: Lander County

MONTH/YEAR: 2012



VICTIM INFORMATION

MALE VICTIMS

Age	Total	Race	Total
Under 18	3	White	37
18-24	6	Black	0
25-34	6	Am Indian	0
35-44	14	Asian	0
45-54	6	Unknown	2
55-64	3		0
65 over	1	Ethnicity	
Unknown	0	Hispanic	5
TOTAL	39		39

Injuries	Total	Medical	Total
Minor	21	1st Aid	4
Moderate	0	Hospital	1
No Visible	16	None	13
Severe	0	Refused	20

	Total
Alcohol/Drug Use Suspected	15
DV Card Given	29
PO in Effect	0

FEMALE VICTIMS

Age	Total	Race	Total
Under 18	6	White	45
18-24	14	Black	0
25-34	15	Am Indian	9
35-44	13	Asian	0
45-54	6	Unknown	1
55-64	2		0
65 over	0	Ethnicity	0
Unknown	0	Hispanic	7
TOTAL	56		55

Injuries	Total	Medical	Total
Minor	24	1st Aid	2
Moderate	3	Hospital	0
No Visible	27	None	24
Severe	0	Refused	29

	Total
Alcohol/Drug Use Suspected	18
DV Card Given	41
PO in Effect	4

STATE OF NEVADA
DOMESTIC VIOLENCE DATA COLLECTION

AGENCY: Lyon County

MONTH/YEAR: 2012



ARRESTEE INFORMATION

Male Aggressors

Number of Males Arrested	88
Number of Males Not Arrested	115
Total	203

Mitigating Circumstances for Not Arrested

Aggressor undetermined	44
Gone upon arrival	44
No evidence of injury	62
Not reported within 24 hours	15
Other	33
Unknown	0
	0
	0
Total	198

***Other Males Arrested at the Scene
(i.e. not part of the domestic relationship)***

Number of Other Males Arrested	7
--------------------------------	---

Female Aggressors

Number of Females Arrested	41
Number of Females Not Arrested	89
Total	130

Mitigating Circumstances for Not Arrested

Aggressor undetermined	55
Gone upon arrival	10
No evidence of injury	58
Not reported within 24 hours	6
Other	32
Unknown	0
	0
	0
Total	161

***Other Females Arrested at the Scene
(i.e. not part of the domestic relationship)***

Number of Other Females Arrested	5
----------------------------------	---

**STATE OF NEVADA
DOMESTIC VIOLENCE DATA COLLECTION**



AGENCY: Lyon County

MONTH/YEAR: 2012

GENERAL INFORMATION

Time of Day

0000-0259	36
0300-0559	13
0600-0859	21
0900-1159	31
1200-1459	41
1500-1759	54
1800-2059	62
2100-2359	92
TOTAL	350

Number of Children Present

ages 0-3	81
ages 4-6	46
ages 7-9	24
ages 10-12	47
ages 13-15	43
ages 16-18	28
age unknown	16
TOTAL	285

Weapon Used

Blunt Object	9
Handgun	3
Hands/Fist/Feet	305
Knife/Cutting Inst	7
Other Firearm	2
Other Weapon	17
Unknown	7
TOTAL	350

Victim Relationship to Offender

Cohabitant	92
Spouse	71
Dating	84
Child in Common	33
Blood Relative	58
Parent	41
Child	10
Former Spouse	2
Former Dating	5
Former Cohabitant	5
Related by Marriage	6
TOTAL	407

Number of Mutual Combatant Incidents

Number of Incidents	42
---------------------	----

**STATE OF NEVADA
DOMESTIC VIOLENCE DATA COLLECTION**

AGENCY: Lyon County

MONTH/YEAR: 2012



OFFENDER INFORMATION

MALE OFFENDER

Age	Total	Race	Total
Under 18	12	White	211
18-24	40	Black	3
25-34	73	Am Indian	10
35-44	45	Asian	3
45-54	35	Unknown	4
55-64	12		
65 over	13	Ethnicity	
Unknown	1	Hispanic	23
TOTAL	231		231

Injuries	Total	Medical	Total
Minor	63	1st Aid	6
Moderate	7	Hospital	7
No Visible	80	None	98
Severe	0	Refused	40

	Total
Alcohol/Drug Use Suspected	92
DV Card Given	23
PO in Effect	1
	0

FEMALE OFFENDER

Age	Total	Race	Total
Under 18	20	White	138
18-24	26	Black	1
25-34	52	Am Indian	5
35-44	28	Asian	3
45-54	16	Unknown	1
55-64	4		
65 over	2	Ethnicity	
Unknown	0	Hispanic	9
TOTAL	148		148

Injuries	Total	Medical	Total
Minor	36	1st Aid	5
Moderate	10	Hospital	5
No Visible	73	None	65
Severe	1	Refused	39

	Total
Alcohol/Drug Use Suspected	36
DV Card Given	21
PO in Effect	0
	0

**STATE OF NEVADA
DOMESTIC VIOLENCE DATA COLLECTION**

AGENCY: Lyon County

MONTH/YEAR: 2012



VICTIM INFORMATION

MALE VICTIMS

Age	Total	Race	Total
Under 18	7	White	121
18-24	23	Black	1
25-34	32	Am Indian	1
35-44	31	Asian	3
45-54	22	Unknown	4
55-64	9		0
65 over	10	Ethnicity	
Unknown	0	Hispanic	13
TOTAL	134		130

Injuries	Total	Medical	Total
Minor	60	1st Aid	4
Moderate	9	Hospital	4
No Visible	47	None	55
Severe	0	Refused	54

	Total
Alcohol/Drug Use Suspected	42
DV Card Given	44
PO in Effect	0

FEMALE VICTIMS

Age	Total	Race	Total
Under 18	12	White	200
18-24	32	Black	0
25-34	62	Am Indian	7
35-44	50	Asian	1
45-54	37	Unknown	1
55-64	10		0
65 over	7	Ethnicity	0
Unknown	0	Hispanic	25
TOTAL	210		209

Injuries	Total	Medical	Total
Minor	89	1st Aid	14
Moderate	15	Hospital	8
No Visible	74	None	70
Severe	1	Refused	83

	Total
Alcohol/Drug Use Suspected	42
DV Card Given	90
PO in Effect	3

STATE OF NEVADA
DOMESTIC VIOLENCE DATA COLLECTION

AGENCY: Mineral County

MONTH/YEAR: 2012



ARRESTEE INFORMATION

Male Aggressors

Number of Males Arrested	11
Number of Males Not Arrested	0
Total	11

Mitigating Circumstances for Not Arrested

Aggressor undetermined	0
Gone upon arrival	0
No evidence of injury	0
Not reported within 24 hours	0
Other	0
Unknown	0
	0
	0
Total	0

***Other Males Arrested at the Scene
(i.e. not part of the domestic relationship)***

Number of Other Males Arrested	7
--------------------------------	---

Female Aggressors

Number of Females Arrested	11
Number of Females Not Arrested	1
Total	12

Mitigating Circumstances for Not Arrested

Aggressor undetermined	0
Gone upon arrival	0
No evidence of injury	0
Not reported within 24 hours	0
Other	1
Unknown	0
	0
	0
Total	1

***Other Females Arrested at the Scene
(i.e. not part of the domestic relationship)***

Number of Other Females Arrested	6
----------------------------------	---

**STATE OF NEVADA
DOMESTIC VIOLENCE DATA COLLECTION**



AGENCY: Mineral County

MONTH/YEAR: 2012

GENERAL INFORMATION

Time of Day

0000-0259	6
0300-0559	2
0600-0859	0
0900-1159	1
1200-1459	1
1500-1759	1
1800-2059	10
2100-2359	3
TOTAL	24

Number of Children Present

ages 0-3	3
ages 4-6	1
ages 7-9	0
ages 10-12	0
ages 13-15	1
ages 16-18	1
age unknown	1
TOTAL	7

Weapon Used

Blunt Object	1
Handgun	0
Hands/Fist/Feet	19
Knife/Cutting Inst	1
Other Firearm	0
Other Weapon	1
Unknown	0
TOTAL	22

Victim Relationship to Offender

Cohabitant	2
Spouse	8
Dating	8
Child in Common	4
Blood Relative	5
Parent	1
Child	1
Former Spouse	0
Former Dating	0
Former Cohabitant	0
Related by Marriage	1
TOTAL	30

Number of Mutual Combatant Incidents

Number of Incidents	22
---------------------	----

**STATE OF NEVADA
DOMESTIC VIOLENCE DATA COLLECTION**

AGENCY: Mineral County

MONTH/YEAR: 2012



OFFENDER INFORMATION

MALE OFFENDER

Age	Total	Race	Total
Under 18	0	White	5
18-24	1	Black	1
25-34	3	Am Indian	2
35-44	2	Asian	0
45-54	2	Unknown	0
55-64	0		
65 over	0	Ethnicity	
Unknown	0	Hispanic	0
TOTAL	8		8

Injuries	Total	Medical	Total
Minor	2	1st Aid	0
Moderate	0	Hospital	0
No Visible	6	None	7
Severe	0	Refused	0

	Total
Alcohol/Drug Use Suspected	5
DV Card Given	0
PO in Effect	0
	3

FEMALE OFFENDER

Age	Total	Race	Total
Under 18	0	White	9
18-24	7	Black	3
25-34	4	Am Indian	3
35-44	3	Asian	0
45-54	3	Unknown	2
55-64	0		
65 over	0	Ethnicity	
Unknown	0	Hispanic	0
TOTAL	17		17

Injuries	Total	Medical	Total
Minor	9	1st Aid	0
Moderate	1	Hospital	0
No Visible	6	None	14
Severe	0	Refused	2

	Total
Alcohol/Drug Use Suspected	8
DV Card Given	1
PO in Effect	0
	5

**STATE OF NEVADA
DOMESTIC VIOLENCE DATA COLLECTION**

AGENCY: Mineral County

MONTH/YEAR: 2012



VICTIM INFORMATION

MALE VICTIMS

Age	Total	Race	Total
Under 18	0	White	4
18-24	0	Black	1
25-34	1	Am Indian	0
35-44	3	Asian	0
45-54	1	Unknown	0
55-64	0		0
65 over	0	Ethnicity	
Unknown	0	Hispanic	1
TOTAL	5		5

Injuries	Total	Medical	Total
Minor	2	1st Aid	0
Moderate	0	Hospital	0
No Visible	3	None	5
Severe	0	Refused	0

	Total
Alcohol/Drug Use Suspected	3
DV Card Given	0
PO in Effect	0

FEMALE VICTIMS

Age	Total	Race	Total
Under 18	2	White	11
18-24	5	Black	1
25-34	5	Am Indian	3
35-44	2	Asian	0
45-54	2	Unknown	1
55-64	0		0
65 over	0	Ethnicity	0
Unknown	0	Hispanic	0
TOTAL	16		16

Injuries	Total	Medical	Total
Minor	12	1st Aid	1
Moderate	1	Hospital	1
No Visible	2	None	15
Severe	0	Refused	0

	Total
Alcohol/Drug Use Suspected	5
DV Card Given	1
PO in Effect	0

STATE OF NEVADA
DOMESTIC VIOLENCE DATA COLLECTION

AGENCY: Nye County

MONTH/YEAR: 2012



ARRESTEE INFORMATION

Male Aggressors

Number of Males Arrested	172
Number of Males Not Arrested	87
Total	259

Mitigating Circumstances for Not Arrested

Aggressor undetermined	5
Gone upon arrival	44
No evidence of injury	7
Not reported within 24 hours	10
Other	13
Unknown	2
	0
	0
Total	81

***Other Males Arrested at the Scene
(i.e. not part of the domestic relationship)***

Number of Other Males Arrested	1
--------------------------------	---

Female Aggressors

Number of Females Arrested	108
Number of Females Not Arrested	42
Total	150

Mitigating Circumstances for Not Arrested

Aggressor undetermined	6
Gone upon arrival	11
No evidence of injury	5
Not reported within 24 hours	6
Other	8
Unknown	0
	0
	0
Total	36

***Other Females Arrested at the Scene
(i.e. not part of the domestic relationship)***

Number of Other Females Arrested	0
----------------------------------	---

**STATE OF NEVADA
DOMESTIC VIOLENCE DATA COLLECTION**



AGENCY: Nye County

MONTH/YEAR: 2012

GENERAL INFORMATION

Time of Day

0000-0259	27
0300-0559	13
0600-0859	19
0900-1159	46
1200-1459	56
1500-1759	74
1800-2059	62
2100-2359	61
TOTAL	358

Number of Children Present

ages 0-3	30
ages 4-6	31
ages 7-9	28
ages 10-12	21
ages 13-15	17
ages 16-18	25
age unknown	0
TOTAL	152

Weapon Used

Blunt Object	19
Handgun	9
Hands/Fist/Feet	259
Knife/Cutting Inst	19
Other Firearm	3
Other Weapon	35
Unknown	3
TOTAL	347

Victim Relationship to Offender

Cohabitant	40
Spouse	70
Dating	109
Child in Common	6
Blood Relative	42
Parent	27
Child	19
Former Spouse	5
Former Dating	17
Former Cohabitant	2
Related by Marriage	12
TOTAL	349

Number of Mutual Combatant Incidents

Number of Incidents	68
---------------------	----

**STATE OF NEVADA
DOMESTIC VIOLENCE DATA COLLECTION**

AGENCY: Nye County

MONTH/YEAR: 2012



OFFENDER INFORMATION

MALE OFFENDER

Age	Total	Race	Total
Under 18	13	White	226
18-24	39	Black	21
25-34	66	Am Indian	2
35-44	41	Asian	0
45-54	57	Unknown	0
55-64	18		
65 over	15	Ethnicity	
Unknown	0	Hispanic	21
TOTAL	249		249

Injuries	Total	Medical	Total
Minor	59	1st Aid	1
Moderate	13	Hospital	3
No Visible	167	None	166
Severe	1	Refused	70

	Total
Alcohol/Drug Use Suspected	83
DV Card Given	0
PO in Effect	1
	0

FEMALE OFFENDER

Age	Total	Race	Total
Under 18	15	White	130
18-24	28	Black	8
25-34	30	Am Indian	0
35-44	30	Asian	1
45-54	23	Unknown	0
55-64	11		
65 over	2	Ethnicity	
Unknown	0	Hispanic	5
TOTAL	139		139

Injuries	Total	Medical	Total
Minor	48	1st Aid	2
Moderate	10	Hospital	9
No Visible	87	None	84
Severe	0	Refused	50

	Total
Alcohol/Drug Use Suspected	52
DV Card Given	1
PO in Effect	0
	0

**STATE OF NEVADA
DOMESTIC VIOLENCE DATA COLLECTION**

AGENCY: **Nye County**

MONTH/YEAR: **2012**



VICTIM INFORMATION

MALE VICTIMS

Age	Total	Race	Total
Under 18	22	White	170
18-24	31	Black	10
25-34	41	Am Indian	1
35-44	27	Asian	1
45-54	34	Unknown	0
55-64	15		0
65 over	12	Ethnicity	
Unknown	0	Hispanic	17
TOTAL	182		182

Injuries	Total	Medical	Total
Minor	78	1st Aid	9
Moderate	24	Hospital	3
No Visible	76	None	77
Severe	4	Refused	93

	Total
Alcohol/Drug Use Suspected	46
DV Card Given	0
PO in Effect	1

FEMALE VICTIMS

Age	Total	Race	Total
Under 18	19	White	200
18-24	47	Black	13
25-34	43	Am Indian	0
35-44	45	Asian	1
45-54	39	Unknown	0
55-64	13		0
65 over	8	Ethnicity	0
Unknown	0	Hispanic	8
TOTAL	214		214

Injuries	Total	Medical	Total
Minor	125	1st Aid	6
Moderate	42	Hospital	16
No Visible	48	None	50
Severe	5	Refused	148

	Total
Alcohol/Drug Use Suspected	36
DV Card Given	5
PO in Effect	0

STATE OF NEVADA
DOMESTIC VIOLENCE DATA COLLECTION

AGENCY: Pershing County

MONTH/YEAR: 2012



ARRESTEE INFORMATION

Male Aggressors

Number of Males Arrested	14
Number of Males Not Arrested	13
Total	27

Mitigating Circumstances for Not Arrested

Aggressor undetermined	2
Gone upon arrival	4
No evidence of injury	0
Not reported within 24 hours	2
Other	2
Unknown	2
	0
	0
Total	12

***Other Males Arrested at the Scene
(i.e. not part of the domestic relationship)***

Number of Other Males Arrested	0
--------------------------------	---

Female Aggressors

Number of Females Arrested	5
Number of Females Not Arrested	7
Total	12

Mitigating Circumstances for Not Arrested

Aggressor undetermined	3
Gone upon arrival	1
No evidence of injury	0
Not reported within 24 hours	1
Other	1
Unknown	0
	0
	0
Total	6

***Other Females Arrested at the Scene
(i.e. not part of the domestic relationship)***

Number of Other Females Arrested	0
----------------------------------	---

**STATE OF NEVADA
DOMESTIC VIOLENCE DATA COLLECTION**



AGENCY: Pershing County

MONTH/YEAR: 2012

GENERAL INFORMATION

Time of Day

0000-0259	5
0300-0559	0
0600-0859	2
0900-1159	3
1200-1459	3
1500-1759	9
1800-2059	9
2100-2359	9
TOTAL	40

Number of Children Present

ages 0-3	3
ages 4-6	4
ages 7-9	5
ages 10-12	2
ages 13-15	4
ages 16-18	5
age unknown	0
TOTAL	23

Weapon Used

Blunt Object	0
Handgun	0
Hands/Fist/Feet	34
Knife/Cutting Inst	1
Other Firearm	0
Other Weapon	1
Unknown	2
TOTAL	38

Victim Relationship to Offender

Cohabitant	9
Spouse	10
Dating	8
Child in Common	3
Blood Relative	3
Parent	3
Child	3
Former Spouse	0
Former Dating	1
Former Cohabitant	0
Related by Marriage	2
TOTAL	42

Number of Mutual Combatant Incidents

Number of Incidents	13
---------------------	----

**STATE OF NEVADA
DOMESTIC VIOLENCE DATA COLLECTION**

AGENCY: Pershing County

MONTH/YEAR: 2012



OFFENDER INFORMATION

MALE OFFENDER

Age	Total	Race	Total
Under 18	2	White	26
18-24	3	Black	0
25-34	7	Am Indian	1
35-44	10	Asian	0
45-54	4	Unknown	0
55-64	0		
65 over	0	Ethnicity	
Unknown	1	Hispanic	0
TOTAL	27		27

Injuries	Total	Medical	Total
Minor	5	1st Aid	1
Moderate	0	Hospital	2
No Visible	17	None	19
Severe	0	Refused	5

	Total
Alcohol/Drug Use Suspected	19
DV Card Given	4
PO in Effect	2
	5

FEMALE OFFENDER

Age	Total	Race	Total
Under 18	2	White	11
18-24	5	Black	0
25-34	3	Am Indian	1
35-44	2	Asian	0
45-54	2	Unknown	2
55-64	0		
65 over	0	Ethnicity	
Unknown	0	Hispanic	0
TOTAL	14		14

Injuries	Total	Medical	Total
Minor	2	1st Aid	1
Moderate	1	Hospital	2
No Visible	10	None	9
Severe	0	Refused	3

	Total
Alcohol/Drug Use Suspected	5
DV Card Given	2
PO in Effect	0
	5

**STATE OF NEVADA
DOMESTIC VIOLENCE DATA COLLECTION**

AGENCY: Pershing County

MONTH/YEAR: 2012



VICTIM INFORMATION

MALE VICTIMS

Age	Total	Race	Total
Under 18	3	White	12
18-24	3	Black	0
25-34	2	Am Indian	0
35-44	2	Asian	0
45-54	3	Unknown	1
55-64	0		0
65 over	0	Ethnicity	
Unknown	0	Hispanic	2
TOTAL	13		13

Injuries	Total	Medical	Total
Minor	8	1st Aid	0
Moderate	2	Hospital	3
No Visible	3	None	2
Severe	0	Refused	7

	Total
Alcohol/Drug Use Suspected	7
DV Card Given	4
PO in Effect	0

FEMALE VICTIMS

Age	Total	Race	Total
Under 18	2	White	25
18-24	2	Black	1
25-34	8	Am Indian	0
35-44	10	Asian	0
45-54	5	Unknown	0
55-64	0		0
65 over	0	Ethnicity	0
Unknown	0	Hispanic	2
TOTAL	27		26

Injuries	Total	Medical	Total
Minor	12	1st Aid	3
Moderate	6	Hospital	6
No Visible	9	None	11
Severe	0	Refused	11

	Total
Alcohol/Drug Use Suspected	5
DV Card Given	17
PO in Effect	3

STATE OF NEVADA
DOMESTIC VIOLENCE DATA COLLECTION

AGENCY: Washoe County

MONTH/YEAR: 2012



ARRESTEE INFORMATION

Male Aggressors

Number of Males Arrested	331
Number of Males Not Arrested	406
Total	737

Mitigating Circumstances for Not Arrested

Aggressor undetermined	189
Gone upon arrival	143
No evidence of injury	104
Not reported within 24 hours	31
Other	32
Unknown	2
	0
	0
Total	501

***Other Males Arrested at the Scene
(i.e. not part of the domestic relationship)***

Number of Other Males Arrested	14
--------------------------------	----

Female Aggressors

Number of Females Arrested	98
Number of Females Not Arrested	145
Total	243

Mitigating Circumstances for Not Arrested

Aggressor undetermined	105
Gone upon arrival	27
No evidence of injury	28
Not reported within 24 hours	5
Other	10
Unknown	1
	0
	0
Total	176

***Other Females Arrested at the Scene
(i.e. not part of the domestic relationship)***

Number of Other Females Arrested	3
----------------------------------	---

**STATE OF NEVADA
DOMESTIC VIOLENCE DATA COLLECTION**

AGENCY: Washoe County

MONTH/YEAR: 2012



GENERAL INFORMATION

Time of Day

0000-0259	114
0300-0559	56
0600-0859	42
0900-1159	89
1200-1459	120
1500-1759	147
1800-2059	156
2100-2359	196
TOTAL	920

Weapon Used

Blunt Object	19
Handgun	5
Hands/Fist/Feet	836
Knife/Cutting Inst	14
Other Firearm	0
Other Weapon	42
Unknown	5
TOTAL	921

Number of Mutual Combatant Incidents

Number of Incidents	48
---------------------	----

Number of Children Present

ages 0-3	224
ages 4-6	86
ages 7-9	72
ages 10-12	63
ages 13-15	79
ages 16-18	58
age unknown	7
TOTAL	589

Victim Relationship to Offender

Cohabitant	185
Spouse	137
Dating	295
Child in Common	123
Blood Relative	107
Parent	88
Child	38
Former Spouse	5
Former Dating	1
Former Cohabitant	14
Related by Marriage	18
TOTAL	1,011

**STATE OF NEVADA
DOMESTIC VIOLENCE DATA COLLECTION**

AGENCY: Washoe County

MONTH/YEAR: 2012



OFFENDER INFORMATION

MALE OFFENDER

Age	Total	Race	Total
Under 18	67	White	561
18-24	177	Black	101
25-34	202	Am Indian	22
35-44	121	Asian	19
45-54	112	Unknown	6
55-64	22		
65 over	7	Ethnicity	
Unknown	1	Hispanic	176
TOTAL	709		709

Injuries	Total	Medical	Total
Minor	158	1st Aid	18
Moderate	8	Hospital	15
No Visible	525	None	635
Severe	18	Refused	36

	Total
Alcohol/Drug Use Suspected	135
DV Card Given	36
PO in Effect	0
	256

FEMALE OFFENDER

Age	Total	Race	Total
Under 18	37	White	241
18-24	73	Black	18
25-34	62	Am Indian	8
35-44	42	Asian	3
45-54	42	Unknown	5
55-64	11		
65 over	6	Ethnicity	
Unknown	1	Hispanic	60
TOTAL	274		275

Injuries	Total	Medical	Total
Minor	62	1st Aid	10
Moderate	5	Hospital	4
No Visible	202	None	228
Severe	4	Refused	32

	Total
Alcohol/Drug Use Suspected	42
DV Card Given	53
PO in Effect	0
	94

**STATE OF NEVADA
DOMESTIC VIOLENCE DATA COLLECTION**

AGENCY: **Washoe County**

MONTH/YEAR: **2012**



VICTIM INFORMATION

MALE VICTIMS

Age	Total	Race	Total
Under 18	20	White	266
18-24	69	Black	19
25-34	76	Am Indian	5
35-44	54	Asian	7
45-54	46	Unknown	2
55-64	24		0
65 over	10	Ethnicity	
Unknown	0	Hispanic	62
TOTAL	299		299

Injuries	Total	Medical	Total
Minor	134	1st Aid	12
Moderate	11	Hospital	10
No Visible	148	None	210
Severe	4	Refused	67

	Total
Alcohol/Drug Use Suspected	29
DV Card Given	180
PO in Effect	1

FEMALE VICTIMS

Age	Total	Race	Total
Under 18	49	White	614
18-24	197	Black	52
25-34	196	Am Indian	30
35-44	161	Asian	21
45-54	82	Unknown	6
55-64	27		0
65 over	9	Ethnicity	0
Unknown	1	Hispanic	159
TOTAL	722		723

Injuries	Total	Medical	Total
Minor	322	1st Aid	33
Moderate	42	Hospital	38
No Visible	349	None	457
Severe	2	Refused	182

	Total
Alcohol/Drug Use Suspected	64
DV Card Given	544
PO in Effect	3

STATE OF NEVADA
DOMESTIC VIOLENCE DATA COLLECTION

AGENCY: White Pine County

MONTH/YEAR: 2012



ARRESTEE INFORMATION

Male Aggressors

Number of Males Arrested	35
Number of Males Not Arrested	1
Total	36

Mitigating Circumstances for Not Arrested

Aggressor undetermined	0
Gone upon arrival	0
No evidence of injury	0
Not reported within 24 hours	0
Other	2
Unknown	0
	0
	0
Total	2

***Other Males Arrested at the Scene
(i.e. not part of the domestic relationship)***

Number of Other Males Arrested	0
--------------------------------	---

Female Aggressors

Number of Females Arrested	6
Number of Females Not Arrested	0
Total	6

Mitigating Circumstances for Not Arrested

Aggressor undetermined	0
Gone upon arrival	0
No evidence of injury	0
Not reported within 24 hours	0
Other	0
Unknown	0
	0
	0
Total	0

***Other Females Arrested at the Scene
(i.e. not part of the domestic relationship)***

Number of Other Females Arrested	0
----------------------------------	---

**STATE OF NEVADA
DOMESTIC VIOLENCE DATA COLLECTION**



AGENCY: White Pine County

MONTH/YEAR: 2012

GENERAL INFORMATION

Time of Day

0000-0259	4
0300-0559	2
0600-0859	1
0900-1159	3
1200-1459	5
1500-1759	8
1800-2059	11
2100-2359	10
TOTAL	44

Number of Children Present

ages 0-3	8
ages 4-6	2
ages 7-9	0
ages 10-12	1
ages 13-15	2
ages 16-18	2
age unknown	0
TOTAL	15

Weapon Used

Blunt Object	0
Handgun	0
Hands/Fist/Feet	43
Knife/Cutting Inst	0
Other Firearm	0
Other Weapon	1
Unknown	0
TOTAL	44

Victim Relationship to Offender

Cohabitant	9
Spouse	16
Dating	6
Child in Common	0
Blood Relative	9
Parent	4
Child	1
Former Spouse	0
Former Dating	0
Former Cohabitant	0
Related by Marriage	0
TOTAL	45

Number of Mutual Combatant Incidents

Number of Incidents	0
---------------------	---

**STATE OF NEVADA
DOMESTIC VIOLENCE DATA COLLECTION**

AGENCY: White Pine County

MONTH/YEAR: 2012



OFFENDER INFORMATION

MALE OFFENDER

Age	Total	Race	Total
Under 18	5	White	36
18-24	7	Black	0
25-34	15	Am Indian	2
35-44	3	Asian	0
45-54	5	Unknown	0
55-64	3		
65 over	0	Ethnicity	
Unknown	0	Hispanic	4
TOTAL	38		38

Injuries	Total	Medical	Total
Minor	6	1st Aid	0
Moderate	0	Hospital	0
No Visible	30	None	31
Severe	0	Refused	0

	Total
Alcohol/Drug Use Suspected	10
DV Card Given	0
PO in Effect	0
	0

FEMALE OFFENDER

Age	Total	Race	Total
Under 18	0	White	4
18-24	4	Black	0
25-34	1	Am Indian	2
35-44	0	Asian	0
45-54	1	Unknown	0
55-64	0		
65 over	0	Ethnicity	
Unknown	0	Hispanic	2
TOTAL	6		6

Injuries	Total	Medical	Total
Minor	1	1st Aid	0
Moderate	0	Hospital	0
No Visible	5	None	5
Severe	0	Refused	0

	Total
Alcohol/Drug Use Suspected	3
DV Card Given	0
PO in Effect	0
	0

**STATE OF NEVADA
DOMESTIC VIOLENCE DATA COLLECTION**

AGENCY: White Pine County

MONTH/YEAR: 2012



VICTIM INFORMATION

MALE VICTIMS

Age	Total	Race	Total
Under 18	2	White	11
18-24	2	Black	0
25-34	3	Am Indian	0
35-44	2	Asian	0
45-54	1	Unknown	0
55-64	1		0
65 over	0	Ethnicity	
Unknown	0	Hispanic	3
TOTAL	11		11

Injuries	Total	Medical	Total
Minor	9	1st Aid	0
Moderate	1	Hospital	1
No Visible	0	None	10
Severe	0	Refused	0

	Total
Alcohol/Drug Use Suspected	2
DV Card Given	8
PO in Effect	0

FEMALE VICTIMS

Age	Total	Race	Total
Under 18	8	White	33
18-24	9	Black	0
25-34	10	Am Indian	1
35-44	4	Asian	0
45-54	3	Unknown	0
55-64	0		0
65 over	0	Ethnicity	0
Unknown	0	Hispanic	3
TOTAL	34		34

Injuries	Total	Medical	Total
Minor	26	1st Aid	0
Moderate	7	Hospital	1
No Visible	1	None	28
Severe	0	Refused	0

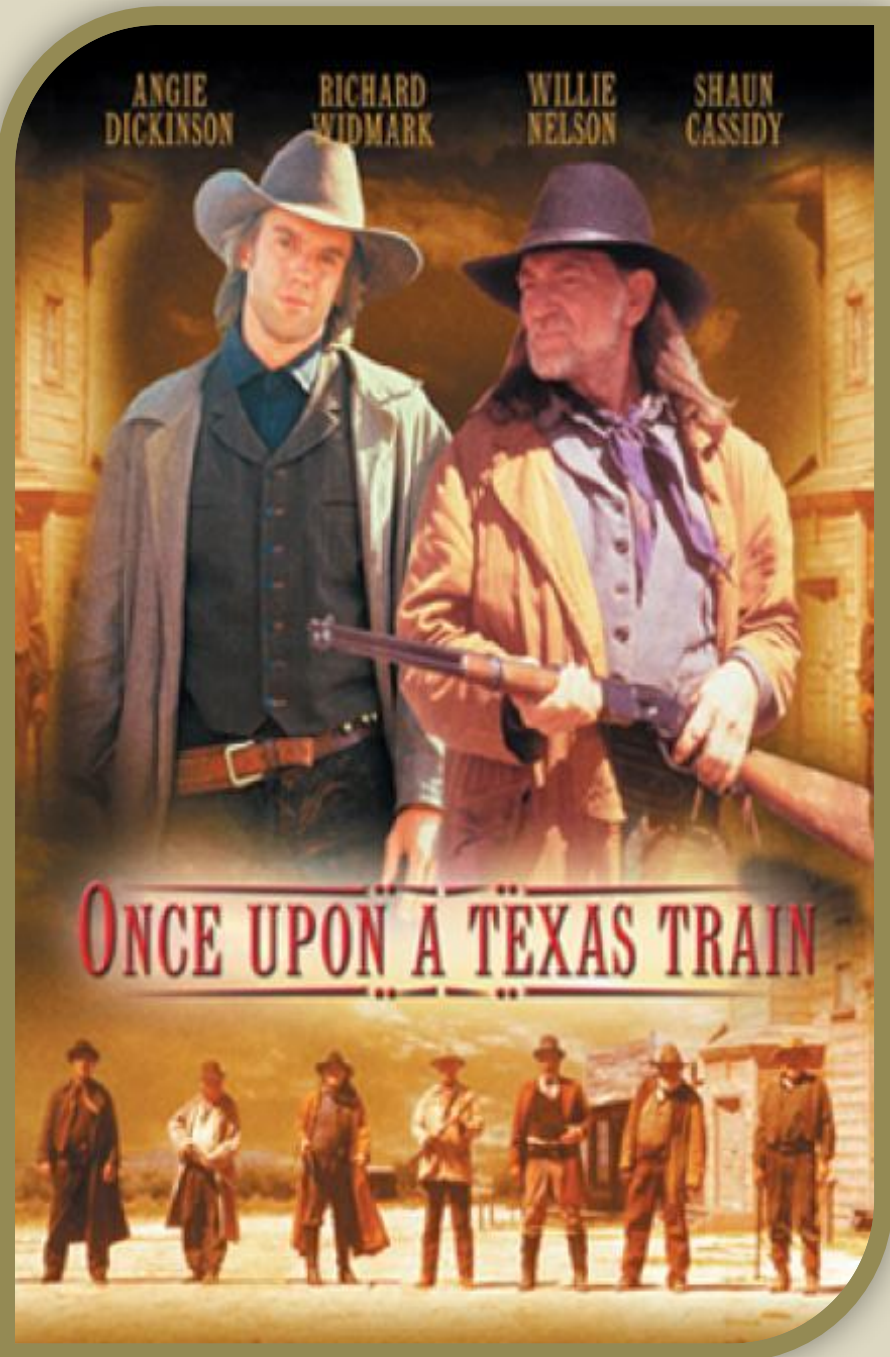
	Total
Alcohol/Drug Use Suspected	3
DV Card Given	31
PO in Effect	0



W
H
I
T
E


P
I
N
E

C
O
U
N
T
Y



Once Upon A Texas Train (1988), filmed in Ely.

PROTECTION ORDERS



Protection Orders

The following report will describe and summarize temporary and extended protection orders issued in the State of Nevada for the calendar year of 2012. These reports are broken down to show which orders were granted to men and to women. Also included is a listing of those orders that included custody of a minor child and available historic data.

Definitions:

Temporary Protection Orders:

Can be granted within 24 hours of receiving the application and in effect up to 30 days or until scheduled court hearing.

Modified Temporary Protection Orders:

These are temporary protection orders that have been modified by the courts since their original issuing.

Extended Protection Orders:

Awarded only after a hearing before a judge and in effect for up to one year.

Modified Extended Protection Orders:

These are extended protection orders that have been modified by the courts since their original issuing.

Any of the above orders can also include a grant of temporary custody of a minor child.

Please note that on the graphs you will see gender described as male, female, and unknown. Unknown includes those who entered unknown on the application, or those that did not complete the gender portion of the application.

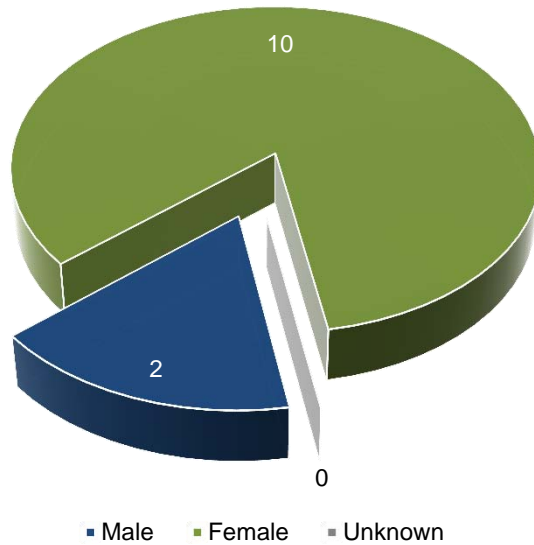
Active Protection Orders Issued (excludes Children)

Between 1/1/2012 and 12/31/2012

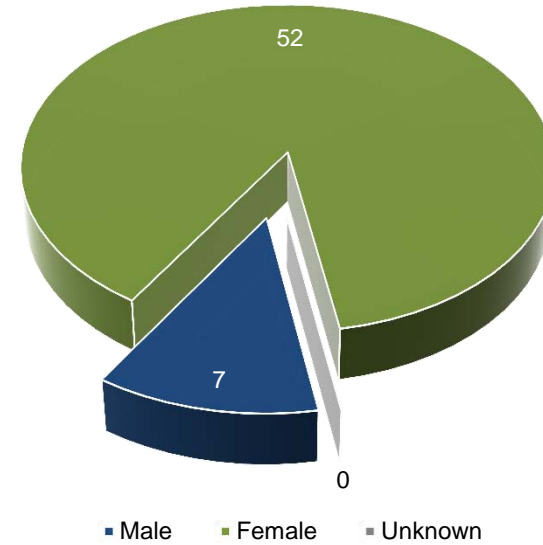
Temporary Protection Orders			
Male	Female	Unknown	Total
2	10	0	12

Modified Temporary Protection Orders			
Male	Female	Unknown	Total
7	52	0	59

Temporary Protection Orders Issued



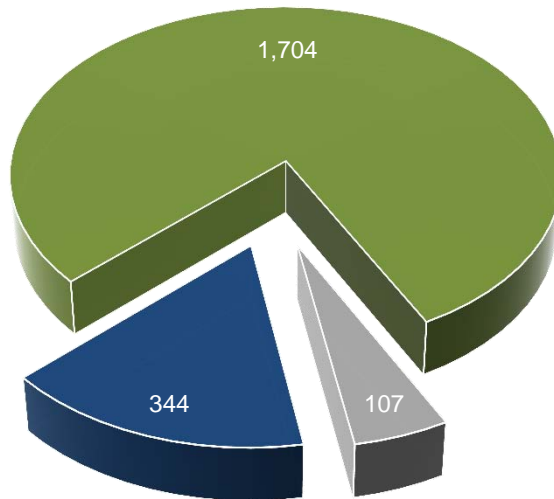
Modified Temporary Protection Orders Issued



Active Protection Orders Issued (excludes Children) - Cont'd

Extended Protection Orders			
Male	Female	Unknown	Total
344	1,704	107	2,155

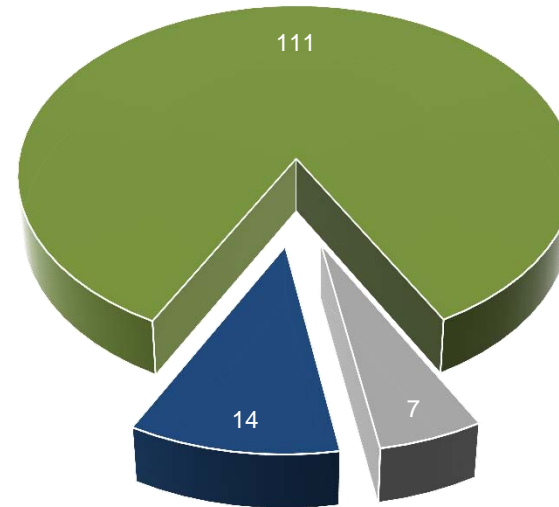
Extended Protection Orders Issued



■ Male ■ Female ■ Unknown

Modified Extended Protection Orders			
Male	Female	Unknown	Total
14	111	7	132

Modified Extended Protection Orders Issued



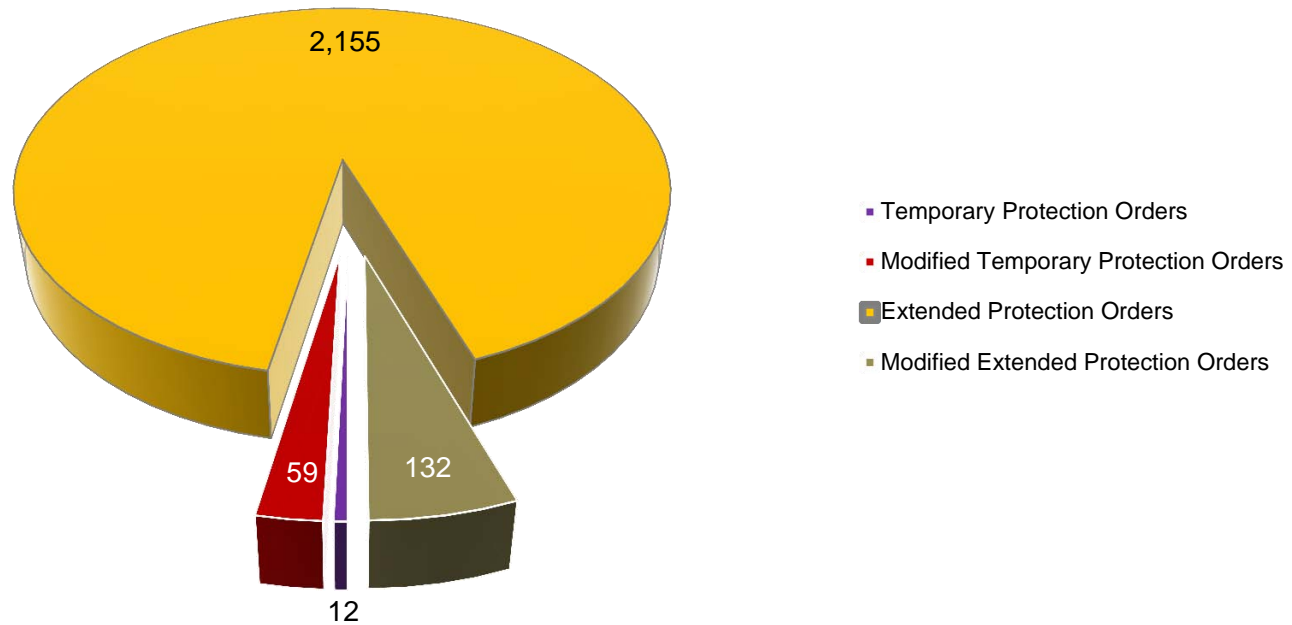
■ Male ■ Female ■ Unknown

Percentage Breakdown of Active Protection Orders Issued

Between 1/1/2012 and 12/31/2012

	Temporary Protection Orders	Modified Temporary Protection Orders	Extended Protection Orders	Modified Extended Protection Orders	Total
Total Orders Issued	12	59	2,155	132	2,358
% of Orders Issued	1%	3%	91%	6%	100.00%

Types of Active Protection Orders Issued

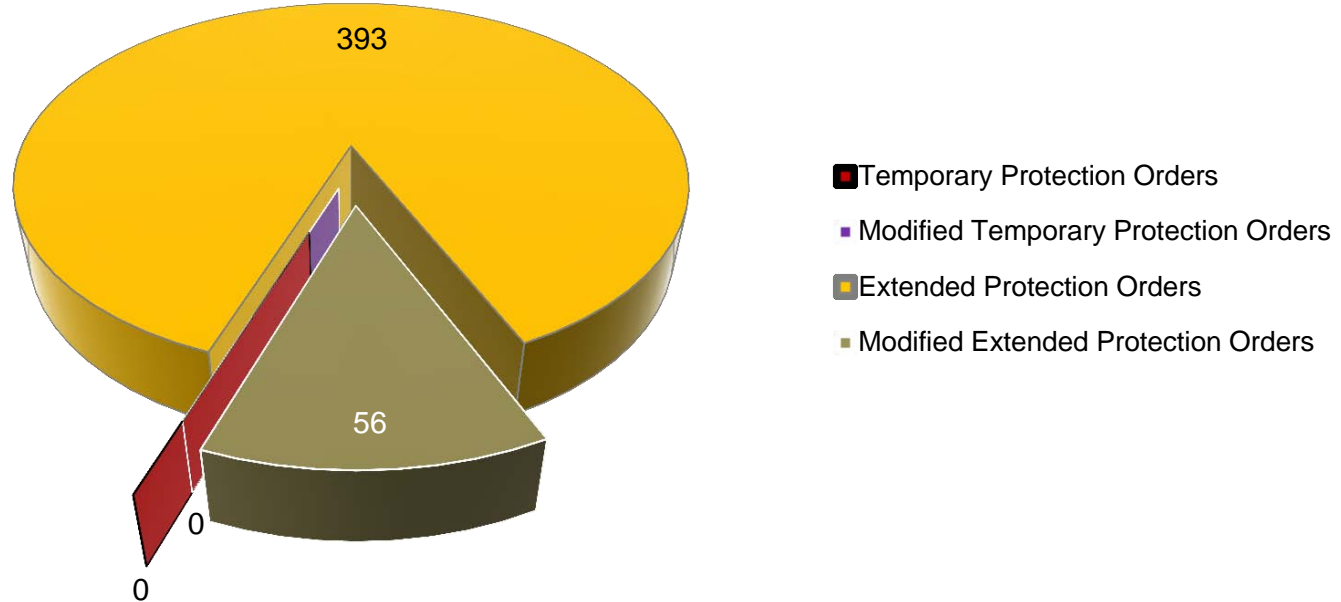


Active Protection Orders Issued That Include a Grant of Temporary Custody of a Minor Child

Between 1/1/12 and 12/31/12

Temporary Protection Orders	Modified Temporary Protection Orders	Extended Protection Orders	Modified Extended Protection Orders	Total
0	0	393	56	449

Types of Active Protection Orders with Grants for Temporary Custody of a Minor

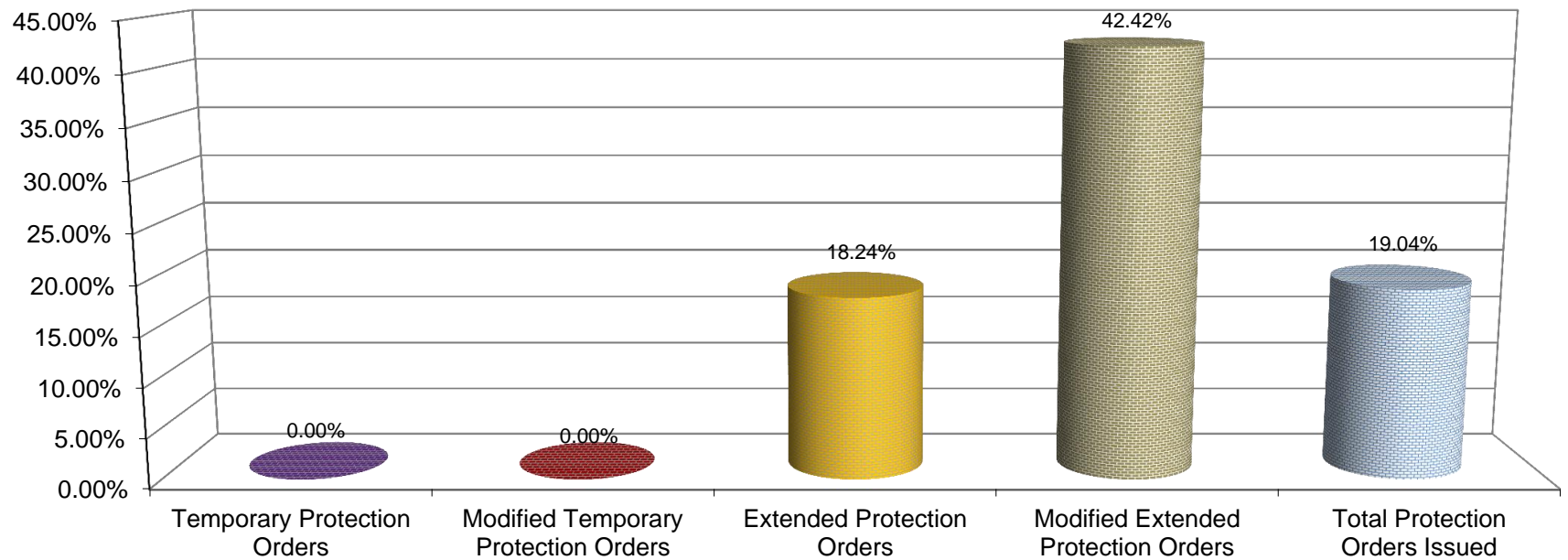


Comparison of Active Protection Orders Issued and Orders Issued With a Grant of Temporary Custody of a Minor Child

Between 1/1/12 and 12/31/12

	Temporary Protection Orders	Modified Temporary Protection Orders	Extended Protection Orders	Modified Extended Protection Orders	Total Protection Orders Issued
Total Orders Issued	12	59	2,155	132	2,358
Orders With Temporary Custody	-	-	393	56	449
Percentage of Orders With Grants of temporary custody	0.00%	0.00%	18.24%	42.42%	19.04%

Percentage of Protection Orders Issued that Included a Grant of Temporary Custody of a Minor Child

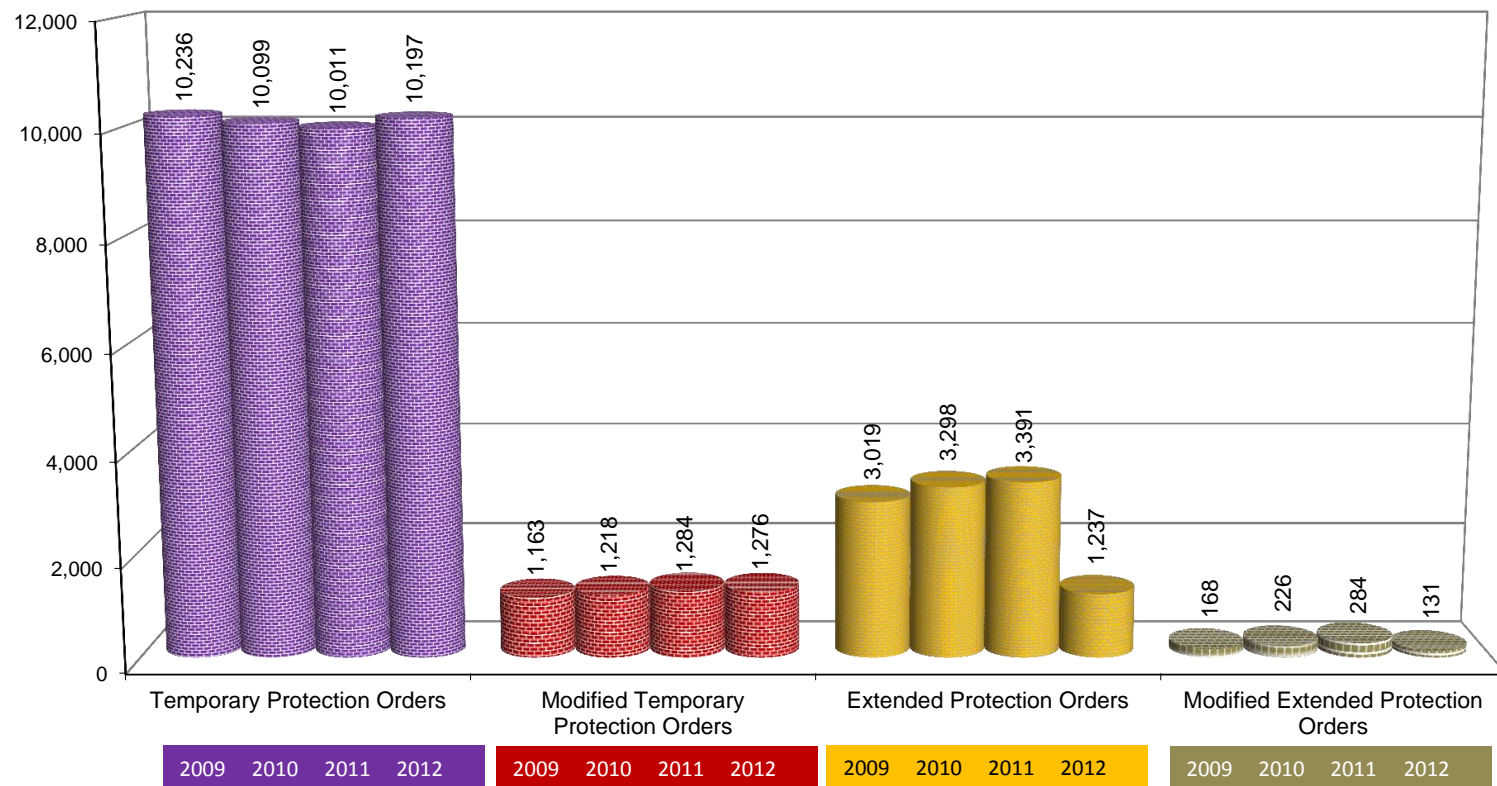


HISTORY OF YEARLY PROTECTION ORDERS ISSUED by Type (excludes children)

Between 1/1/12 and 12/31/12

	Temporary Protection Orders	Modified Temporary Protection Orders	Extended Protection Orders	Modified Extended Protection Orders
2009	10,236	1,163	3,019	168
2010	10,099	1,218	3,298	226
2011	10,011	1,284	3,391	284
2012	10,197	1,276	1,237	131

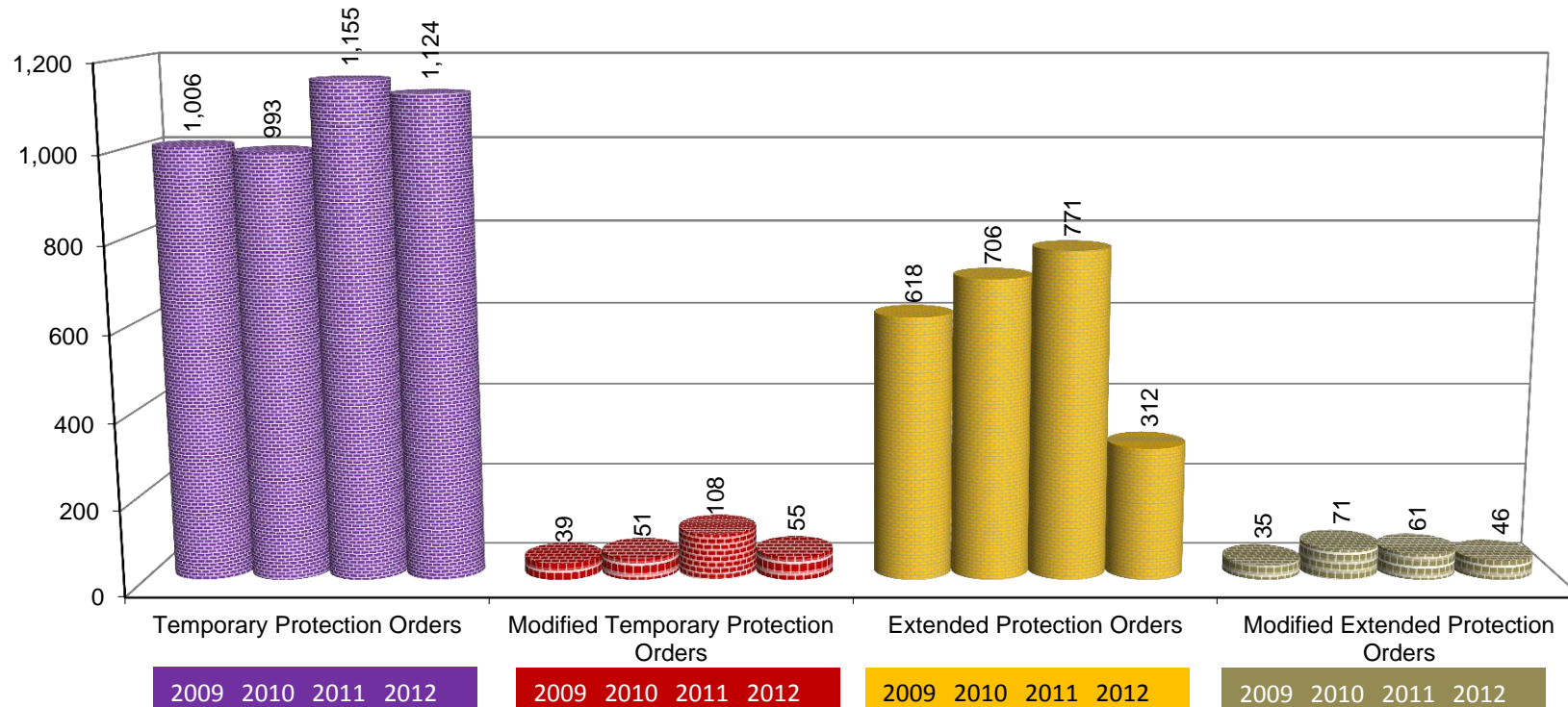
History of Protection Orders Issued between 2009 and 2012


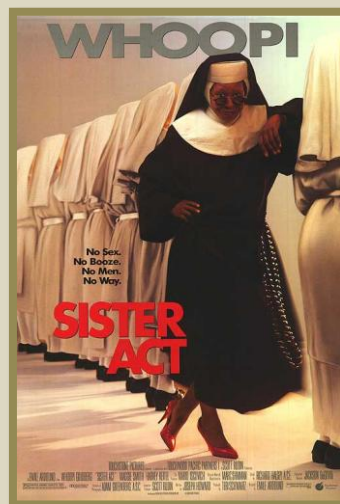


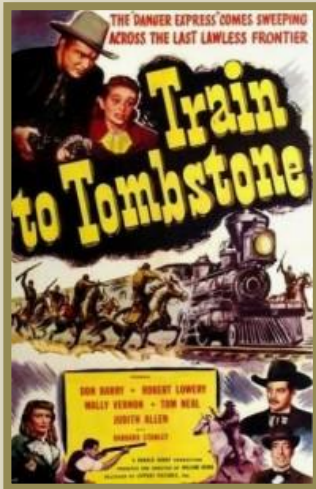


History of Orders Issued that Include GRANT OF TEMPORARY CUSTODY OF A MINOR CHILD


	Temporary Protection Orders	Modified Temporary Protection Orders	Extended Protection Orders	Modified Extended Protection Orders
2009	1,006	39	618	35
2010	993	51	706	71
2011	1,155	108	771	61
2012	1,124	55	312	46

History of Protection Orders Issued That Include a Grant of Temporary Custody of a Minor Child between 2009 and 2012





A final tribute to some of the other films made in Nevada.



CRIMES COMMITTED AGAINST OLDER PERSONS

Crimes Committed Against Older Persons

AB 226 was passed in the 2007 Legislature which requires the Central Repository to compile statistics and report all crimes committed against older persons in the State of Nevada.

For this report an older person is defined as a person 60 years of age and older. This report is broken into two distinctive parts: the first is from law enforcement agencies reporting incidents involving older persons and the second is from the Division of Aging Services which investigates incidents against older persons as well as non-criminal issues such as self-neglect.

The data presented first is based upon information submitted from the following law enforcement agencies:

Churchill County

Churchill County Sheriff's Office

Lyon County

Lyon County Sheriff's Office

Clark County

Boulder City Police Department

Henderson Police Department

Las Vegas Metro Police Department

UNLV Police Department

Nye County

Nye County Sheriff's Office

Washoe County

Sparks Police Department

Elko County

Elko Police Department

West Wendover Police Department

White Pine County

White Pine County Sheriff's Office

**STATEWIDE OFFENDER TOTAL
2012**

**Crimes Committed against the Elderly
(Offender Info)**

CLASSIFICATION OF OFFENSES Committed Against Persons 60 or older	Offender Total			
	M	F	U	Total
Murder and Non negligent Manslaughter	8	0	0	8
Manslaughter by Negligence	0	0	0	0
Forcible Rape	29	1	2	32
Robbery	356	36	9	401
Aggravated Assault	82	24	6	112
Burglary--Breaking or Entering	489	99	604	1,192
Larceny--Theft Ex Purse snatching, pick pocketing	562	299	442	1,303
Motor Vehicle Theft	142	44	154	340
Other Assaults	800	535	7	1,342
Arson	1	0	1	2
Forgery & Counterfeiting	90	99	44	233
Fraud / Exploitation	174	144	135	453
Neglect	9	6	3	18
Isolation	0	0	0	0
Vandalism	179	50	89	318
Sex Offenses (except Forcible Rape)	11	3	0	14
All Other Offenses	856	323	214	1,393
GRAND TOTAL	3,788	1,663	1,710	7,161

RACE				
White	Black	American Indian or Alaskan Native	Asian or Pacific Islander	Unknown
7	1	0	0	0
0	0	0	0	0
17	8	1	1	5
139	221	1	1	39
87	13	0	5	20
390	139	0	14	642
580	200	5	29	463
135	40	0	1	169
906	343	14	67	15
1	0	0	0	1
126	33	0	6	69
194	19	0	11	231
7	1	0	0	9
0	0	0	0	0
139	64	0	5	107
10	2	0	1	1
908	187	2	41	248
3,646	1,271	23	182	2,019

Time of Day

0000-0259	2,550
0300-0559	512
0600-0859	1,064
0900-1159	1,700
1200-1459	1,935
1500-1759	1,851
1800-2059	1,473
2100-2359	1,246
Unknown	229
TOTAL	12,560

Victim Relationship to Offender

Known Associate	1,034
Care taker/Medical Staff	119
Family	1,025
Stranger	2,289
Unknown	8,557
TOTAL	13,024

**STATEWIDE VICTIM TOTAL
2012**

**Crimes Committed against the Elderly
(Victim Info)**

CLASSIFICATION OF OFFENSES Committed Against Persons 60 or older	Victim Total				RACE				
	M	F	U	Total	White	Black	American Indian or Alaskan Native	Asian or Pacific Islander	Unknown
Murder and Non negligent Manslaughter	5	5	0	10	7	3	0	0	0
Manslaughter by Negligence	0	0	0	0	0	0	0	0	0
Forcible Rape	1	31	0	32	27	2	0	3	0
Robbery	159	104	0	263	202	22	1	34	4
Aggravated Assault	73	34	0	107	90	10	1	5	1
Burglary--Breaking or Entering	1,610	1,296	1	2,907	2,364	210	9	268	56
Larceny--Theft Ex Purse snatching, pick pocketing	1,586	1,302	0	2,888	2,454	197	7	174	56
Motor Vehicle Theft	539	261	3	803	649	86	4	51	13
Other Assaults	585	547	1	1,133	865	194	9	55	10
Arson	0	3	0	3	3	0	0	0	0
Forgery & Counterfeiting	310	301	1	612	505	46	2	34	25
Fraud / Exploitation	389	402	0	791	599	60	2	44	86
Neglect	10	12	1	23	11	3	0	1	8
Isolation	0	0	0	0	0	0	0	0	0
Vandalism	484	384	868	1,736	670	90	1	76	32
Sex Offenses (except Forcible Rape)	5	10	0	15	12	2	0	1	0
All Other Offenses	1,010	959	6	1,975	1,577	160	3	112	121
GRAND TOTAL	6,766	5,651	881	13,298	10,035	1,085	39	858	412

FEMALE VICTIMS

Age	Total	Race	Total
60-69	3,580	White	4,097
70-79	1,609	Black	566
80-89	614	Am Indian	14
90-99	108	Asian	483
100 and older	20	Unknown	235
		Ethnicity	
		Hispanic	448
TOTAL	5,931		5,395

MALE VICTIMS

Age	Total	Race	Total
60-69	4,495	White	5,218
70-79	1,863	Black	559
80-89	583	Am Indian	25
90-99	64	Asian	376
100 and older	18	Unknown	225
		Ethnicity	
		Hispanic	549
TOTAL	7,023		0

Churchill County
2012

Crimes Committed against the Elderly
(Offender Info)

CLASSIFICATION OF OFFENSES Committed Against Persons 60 or older	Offender Total				RACE				
	M	F	U	Total	White	Black	American Indian or Alaskan Native	Asian or Pacific Islander	Unknown
Murder and Non negligent Manslaughter	0	0	0	0	0	0	0	0	0
Manslaughter by Negligence	0	0	0	0	0	0	0	0	0
Forcible Rape	0	0	0	0	0	0	0	0	0
Robbery	2	0	0	2	0	2	0	0	0
Aggravated Assault	1	0	0	1	1	0	0	0	0
Burglary--Breaking or Entering	0	2	19	21	2	0	0	0	19
Larceny--Theft Ex Purse snatching, pick pocketing	2	2	10	14	3	0	0	1	10
Motor Vehicle Theft	0	0	0	0	0	0	0	0	0
Other Assaults	0	1	0	1	1	0	0	0	0
Arson	0	0	0	0	0	0	0	0	0
Forgery & Counterfeiting	0	0	0	0	0	0	0	0	0
Fraud / Exploitation	1	1	17	19	2	0	0	0	17
Neglect	0	0	0	0	0	0	0	0	0
Isolation	0	0	0	0	0	0	0	0	0
Vandalism	0	0	3	3	0	0	0	0	3
Sex Offenses (except Forcible Rape)	0	0	0	0	0	0	0	0	0
All Other Offenses	4	3	6	13	7	0	0	0	6
GRAND TOTAL	10	9	55	74	16	2	0	1	55

Time of Day

0000-0259	0
0300-0559	0
0600-0859	0
0900-1159	0
1200-1459	0
1500-1759	1
1800-2059	0
2100-2359	0
Unknown	72
TOTAL	73

Victim Relationship to Offender

Known Associate	11
Care taker/Medical Staff	0
Family	3
Stranger	3
Unknown	56
TOTAL	73

Churchill County
2012

**Crimes Committed against the Elderly
(Victim Info)**

CLASSIFICATION OF OFFENSES Committed Against Persons 60 or older	Victim Total				RACE				
	M	F	U	Total	White	Black	American Indian or Alaskan Native	Asian or Pacific Islander	Unknown
Murder and Non negligent Manslaughter	0	0	0	0	0	0	0	0	0
Manslaughter by Negligence	0	0	0	0	0	0	0	0	0
Forcible Rape	0	0	0	0	0	0	0	0	0
Robbery	1	1	0	2	2	0	0	0	0
Aggravated Assault	1	0	0	1	1	0	0	0	0
Burglary--Breaking or Entering	14	8	0	22	21	1	0	0	0
Larceny--Theft Ex Purse snatching, pick pocketing	9	5	0	14	14	0	0	0	0
Motor Vehicle Theft	0	0	0	0	0	0	0	0	0
Other Assaults	0	1	0	1	1	0	0	0	0
Arson	0	0	0	0	0	0	0	0	0
Forgery & Counterfeiting	0	0	0	0	0	0	0	0	0
Fraud / Exploitation	7	12	0	19	19	0	0	0	0
Neglect	0	0	0	0	0	0	0	0	0
Isolation	0	0	0	0	0	0	0	0	0
Vandalism	0	3	0	3	3	0	0	0	0
Sex Offenses (except Forcible Rape)	0	0	0	0	0	0	0	0	0
All Other Offenses	7	3	0	10	8	0	0	0	2
GRAND TOTAL	39	33	0	72	69	1	0	0	2

FEMALE VICTIMS

Age	Total	Race	Total
60-69	14	White	13
70-79	15	Black	1
80-89	5	Am Indian	0
90-99	0	Asian	1
100 and older	0	Unknown	0
		Ethnicity	
		Hispanic	0
TOTAL	34	Total	15

MALE VICTIMS

Age	Total	Race	Total
60-69	29	White	38
70-79	9	Black	0
80-89	1	Am Indian	1
90-99	0	Asian	0
100 and older	0	Unknown	0
		Ethnicity	
		Hispanic	0
TOTAL	39	Total	39

Clark County
2012

**Crimes Committed against the Elderly
(Offender Info)**

CLASSIFICATION OF OFFENSES Committed Against Persons 60 or older	Offender Total				RACE				
	M	F	U	Total	White	Black	American Indian or Alaskan Native	Asian or Pacific Islander	Unknown
Murder and Non negligent Manslaughter	8	0	0	8	7	1	0	0	0
Manslaughter by Negligence	0	0	0	0	0	0	0	0	0
Forcible Rape	28	1	2	31	16	8	1	1	5
Robbery	345	35	8	388	131	218	1	1	37
Aggravated Assault	59	15	0	74	57	12	0	4	14
Burglary--Breaking or Entering	466	91	504	1,061	360	139	0	14	550
Larceny--Theft Ex Purse snatching, pick pocketing	519	274	283	1,076	519	198	2	28	319
Motor Vehicle Theft	131	42	138	311	124	38	0	1	144
Other Assaults	779	524	6	1,309	880	338	14	67	10
Arson	1	0	1	2	1	0	0	0	1
Forgery & Counterfeiting	90	98	41	229	124	33	0	6	67
Fraud / Exploitation	164	133	81	378	175	19	0	11	178
Neglect	8	5	3	16	7	0	0	0	9
Isolation	0	0	0	0	0	0	0	0	0
Vandalism	171	49	61	281	131	63	0	5	82
Sex Offenses (except Forcible Rape)	9	3	0	12	8	2	0	1	1
All Other Offenses	825	312	180	1,317	867	187	1	41	214
GRAND TOTAL	3,603	1,582	1,308	6,493	3,407	1,256	19	180	1,631

Time of Day

0000-0259	2,525
0300-0559	484
0600-0859	1,022
0900-1159	1,600
1200-1459	1,845
1500-1759	1,765
1800-2059	1,424
2100-2359	1,220
Unknown	24
TOTAL	11,909

Victim Relationship to Offender

Known Associate	930
Care taker/Medical Staff	112
Family	971
Stranger	2,126
Unknown	8,235
TOTAL	12,374

Clark County
2012

**Crimes Committed against the Elderly
(Victim Info)**

CLASSIFICATION OF OFFENSES Committed Against Persons 60 or older	Victim Total				RACE				
	M	F	U	Total	White	Black	American Indian or Alaskan Native	Asian or Pacific Islander	Unknown
Murder and Non negligent Manslaughter	5	5	0	10	7	3	0	0	0
Manslaughter by Negligence	0	0	0	0	0	0	0	0	0
Forcible Rape	1	30	0	31	26	2	0	3	0
Robbery	153	97	0	250	191	22	1	34	2
Aggravated Assault	50	16	0	66	51	9	1	5	0
Burglary--Breaking or Entering	1,523	1,252	1	2,776	2,235	208	9	268	56
Larceny--Theft Ex Purse snatching, pick pocketing	1,441	1,222	0	2,663	2,237	193	4	173	56
Motor Vehicle Theft	522	251	3	776	624	85	3	51	13
Other Assaults	570	524	1	1,095	830	192	8	55	10
Arson	0	3	0	3	3	0	0	0	0
Forgery & Counterfeiting	306	300	1	607	500	46	2	34	25
Fraud / Exploitation	344	369	0	713	521	60	2	44	86
Neglect	9	12	1	22	11	2	0	1	8
Isolation	0	0	0	0	0	0	0	0	0
Vandalism	457	370	1	828	629	90	1	76	32
Sex Offenses (except Forcible Rape)	5	6	0	11	9	1	0	1	0
All Other Offenses	979	926	6	1,911	1,519	160	1	112	119
GRAND TOTAL	6,365	5,383	14	11,762	9,393	1,073	32	857	407

FEMALE VICTIMS

Age	Total	Race	Total
60-69	3,440	White	3,851
70-79	1,514	Black	556
80-89	581	Am Indian	10
90-99	104	Asian	481
100 and older	20	Unknown	234
		Ethnicity	
		Hispanic	445
TOTAL	5,659	Total	5,132

MALE VICTIMS

Age	Total	Race	Total
60-69	4,263	White	4,838
70-79	1,737	Black	551
80-89	543	Am Indian	24
90-99	64	Asian	376
100 and older	18	Unknown	223
		Ethnicity	
		Hispanic	543
TOTAL	6,625	Total	6,012

Elko County
2012

**Crimes Committed against the Elderly
(Offender Info)**

CLASSIFICATION OF OFFENSES Committed Against Persons 60 or older	Offender Total				RACE				
	M	F	U	Total	White	Black	American Indian or Alaskan Native	Asian or Pacific Islander	Unknown
Murder and Non negligent Manslaughter	0	0	0	0	0	0	0	0	0
Manslaughter by Negligence	0	0	0	0	0	0	0	0	0
Forcible Rape	1	0	0	1	1	0	0	0	0
Robbery	0	0	0	0	0	0	0	0	0
Aggravated Assault	3	2	2	7	5	0	0	0	2
Burglary--Breaking or Entering	3	1	15	19	4	0	0	0	15
Larceny--Theft Ex Purse snatching, pick pocketing	6	5	51	62	10	1	0	0	51
Motor Vehicle Theft	5	1	5	11	6	0	0	0	5
Other Assaults	2	1	0	3	3	0	0	0	0
Arson	0	0	0	0	0	0	0	0	0
Forgery & Counterfeiting	0	0	0	0	0	0	0	0	0
Fraud / Exploitation	0	1	3	4	1	0	0	0	3
Neglect	0	0	0	0	0	0	0	0	0
Isolation	0	0	0	0	0	0	0	0	0
Vandalism	0	0	3	3	0	0	0	0	3
Sex Offenses (except Forcible Rape)	0	0	0	0	0	0	0	0	0
All Other Offenses	23	6	28	57	28	0	1	0	28
GRAND TOTAL	43	17	107	167	58	1	1	0	107

Time of Day

0000-0259	9
0300-0559	10
0600-0859	13
0900-1159	34
1200-1459	21
1500-1759	25
1800-2059	21
2100-2359	9
Unknown	10
TOTAL	152

Victim Relationship to Offender

Known Associate	8
Care taker/Medical Staff	0
Family	14
Stranger	34
Unknown	95
TOTAL	151

Elko County
2012

**Crimes Committed against the Elderly
(Victim Info)**

CLASSIFICATION OF OFFENSES Committed Against Persons 60 or older	Victim Total				RACE				
	M	F	U	Total	White	Black	American Indian or Alaskan Native	Asian or Pacific Islander	Unknown
Murder and Non negligent Manslaughter	0	0	0	0	0	0	0	0	0
Manslaughter by Negligence	0	0	0	0	0	0	0	0	0
Forcible Rape	0	1	0	1	1	0	0	0	0
Robbery	0	0	0	0	0	0	0	0	0
Aggravated Assault	5	2	0	7	7	0	0	0	0
Burglary--Breaking or Entering	10	7	0	17	16	1	0	0	0
Larceny--Theft Ex Purse snatching, pick pocketing	35	27	0	62	59	1	2	0	0
Motor Vehicle Theft	4	6	0	10	9	0	1	0	0
Other Assaults	0	3	0	3	2	0	1	0	0
Arson	0	0	0	0	0	0	0	0	0
Forgery & Counterfeiting	0	0	0	0	0	0	0	0	0
Fraud / Exploitation	1	3	0	4	4	0	0	0	0
Neglect	0	0	0	0	0	0	0	0	0
Isolation	0	0	0	0	0	0	0	0	0
Vandalism	2	1	0	3	3	0	0	0	0
Sex Offenses (except Forcible Rape)	0	0	0	0	0	0	0	0	0
All Other Offenses	20	28	0	48	44	0	2	0	0
GRAND TOTAL	77	78	0	155	145	2	6	0	0

FEMALE VICTIMS

Age	Total	Race	Total
60-69	49	White	71
70-79	20	Black	2
80-89	7	Am Indian	4
90-99	2	Asian	0
100 and older	0	Unknown	0
		Ethnicity	
		Hispanic	1
TOTAL	78	Total	77

MALE VICTIMS

Age	Total	Race	Total
60-69	61	White	78
70-79	13	Black	0
80-89	3	Am Indian	0
90-99	0	Asian	0
100 and older	0	Unknown	0
		Ethnicity	
		Hispanic	0
TOTAL	77	Total	78

Lyon County
2012

**Crimes Committed against the Elderly
(Offender Info)**

CLASSIFICATION OF OFFENSES Committed Against Persons 60 or older	Offender Total				RACE				
	M	F	U	Total	White	Black	American Indian or Alaskan Native	Asian or Pacific Islander	Unknown
Murder and Non negligent Manslaughter	0	0	0	0	0	0	0	0	0
Manslaughter by Negligence	0	0	0	0	0	0	0	0	0
Forcible Rape	0	0	0	0	0	0	0	0	0
Robbery	0	0	0	0	0	0	0	0	0
Aggravated Assault	0	0	0	0	0	0	0	0	0
Burglary--Breaking or Entering	0	0	0	0	0	0	0	0	0
Larceny--Theft Ex Purse snatching, pick pocketing	0	0	0	0	0	0	0	0	0
Motor Vehicle Theft	0	0	0	0	0	0	0	0	0
Other Assaults	0	0	0	0	0	0	0	0	0
Arson	0	0	0	0	0	0	0	0	0
Forgery & Counterfeiting	0	0	0	0	0	0	0	0	0
Fraud / Exploitation	1	1	0	2	0	0	0	0	0
Neglect	0	0	0	0	0	0	0	0	0
Isolation	0	0	0	0	0	0	0	0	0
Vandalism	0	0	0	0	0	0	0	0	0
Sex Offenses (except Forcible Rape)	0	0	0	0	0	0	0	0	0
All Other Offenses	0	0	0	0	0	0	0	0	0
GRAND TOTAL	1	1	0	2	0	0	0	0	0

Time of Day

0000-0259	0
0300-0559	0
0600-0859	0
0900-1159	2
1200-1459	0
1500-1759	0
1800-2059	0
2100-2359	0
Unknown	0
TOTAL	2

Victim Relationship to Offender

Known Associate	0
Care taker/Medical Staff	2
Family	0
Stranger	0
Unknown	0
TOTAL	2

Lyon County
2012

**Crimes Committed against the Elderly
(Victim Info)**

CLASSIFICATION OF OFFENSES Committed Against Persons 60 or older	Victim Total				RACE				
	M	F	U	Total	White	Black	American Indian or Alaskan Native	Asian or Pacific Islander	Unknown
Murder and Non negligent Manslaughter	0	0	0	0	0	0	0	0	0
Manslaughter by Negligence	0	0	0	0	0	0	0	0	0
Forcible Rape	0	0	0	0	0	0	0	0	0
Robbery	0	0	0	0	0	0	0	0	0
Aggravated Assault	0	0	0	0	0	0	0	0	0
Burglary--Breaking or Entering	0	0	0	0	0	0	0	0	0
Larceny--Theft Ex Purse snatching, pick pocketing	0	0	0	0	0	0	0	0	0
Motor Vehicle Theft	0	0	0	0	0	0	0	0	0
Other Assaults	1	2	0	3	3	0	0	0	0
Arson	0	0	0	0	0	0	0	0	0
Forgery & Counterfeiting	0	0	0	0	0	0	0	0	0
Fraud / Exploitation	1	1	0	2	2	0	0	0	0
Neglect	0	0	0	0	0	0	0	0	0
Isolation	0	0	0	0	0	0	0	0	0
Vandalism	0	0	0	0	0	0	0	0	0
Sex Offenses (except Forcible Rape)	0	0	0	0	0	0	0	0	0
All Other Offenses	0	0	0	0	0	0	0	0	0
GRAND TOTAL	2	3	0	5	5	0	0	0	0

FEMALE VICTIMS

Age	Total	Race	Total
60-69	1	White	3
70-79	2	Black	0
80-89	0	Am Indian	0
90-99	0	Asian	0
100 and older	0	Unknown	0
		Ethnicity	
		Hispanic	0
TOTAL	3	Total	3

MALE VICTIMS

Age	Total	Race	Total
60-69	0	White	2
70-79	1	Black	0
80-89	1	Am Indian	0
90-99	0	Asian	0
100 and older	0	Unknown	0
		Ethnicity	
		Hispanic	0
TOTAL	2	Total	2

Nye County
2012

Crimes Committed against the Elderly
(Offender Info)

CLASSIFICATION OF OFFENSES Committed Against Persons 60 or older	Offender Total				RACE				
	M	F	U	Total	White	Black	American Indian or Alaskan Native	Asian or Pacific Islander	Unknown
Murder and Non negligent Manslaughter	0	0	0	0	0	0	0	0	0
Manslaughter by Negligence	0	0	0	0	0	0	0	0	0
Forcible Rape	0	0	0	0	0	0	0	0	0
Robbery	0	0	1	1	0	0	0	0	1
Aggravated Assault	12	7	4	23	18	1	0	1	3
Burglary--Breaking or Entering	17	5	62	84	22	0	0	0	53
Larceny--Theft Ex Purse snatching, pick pocketing	28	18	98	144	44	1	0	0	83
Motor Vehicle Theft	6	1	11	18	5	2	0	0	20
Other Assaults	17	8	1	26	20	5	0	0	4
Arson	0	0	0	0	0	0	0	0	0
Forgery & Counterfeiting	0	1	3	4	2	0	0	0	2
Fraud / Exploitation	8	7	34	49	15	0	0	0	33
Neglect	1	1	0	2	0	1	0	0	0
Isolation	0	0	0	0	0	0	0	0	0
Vandalism	8	1	20	29	8	1	0	0	17
Sex Offenses (except Forcible Rape)	1	0	0	1	1	0	0	0	0
All Other Offenses	3	2	0	5	5	0	0	0	0
GRAND TOTAL	101	51	234	386	140	11	0	1	216

Time of Day

0000-0259	14
0300-0559	15
0600-0859	27
0900-1159	60
1200-1459	66
1500-1759	53
1800-2059	25
2100-2359	16
Unknown	110
TOTAL	386

Victim Relationship to Offender

Known Associate	80
Care taker/Medical Staff	4
Family	35
Stranger	105
Unknown	161
TOTAL	385

Nye County
2012

**Crimes Committed against the Elderly
(Victim Info)**

CLASSIFICATION OF OFFENSES Committed Against Persons 60 or older	Victim Total				RACE				
	M	F	U	Total	White	Black	American Indian or Alaskan Native	Asian or Pacific Islander	Unknown
Murder and Non negligent Manslaughter	0	0	0	0	0	0	0	0	0
Manslaughter by Negligence	0	0	0	0	0	0	0	0	0
Forcible Rape	0	0	0	0	0	0	0	0	0
Robbery	1	0	0	1	1	0	0	0	0
Aggravated Assault	10	13	0	23	22	1	0	0	0
Burglary--Breaking or Entering	58	28	0	86	86	0	0	0	0
Larceny--Theft Ex Purse snatching, pick pocketing	98	44	0	142	138	3	0	1	0
Motor Vehicle Theft	12	4	0	16	15	1	0	0	0
Other Assaults	13	16	0	29	27	2	0	0	0
Arson	0	0	0	0	0	0	0	0	0
Forgery & Counterfeiting	4	1	0	5	5	0	0	0	0
Fraud / Exploitation	35	17	0	52	52	0	0	0	0
Neglect	1	0	0	1	0	1	0	0	0
Isolation	0	0	0	0	0	0	0	0	0
Vandalism	24	9	0	33	33	0	0	0	0
Sex Offenses (except Forcible Rape)	0	3	0	3	3	0	0	0	0
All Other Offenses	3	2	0	5	5	0	0	0	0
GRAND TOTAL	259	137	0	396	387	8	0	1	0

FEMALE VICTIMS

Age	Total	Race	Total
60-69	70	White	130
70-79	49	Black	6
80-89	19	Am Indian	0
90-99	2	Asian	1
100 and older	0	Unknown	0
		Ethnicity	
		Hispanic	2
TOTAL	140	Total	137

MALE VICTIMS

Age	Total	Race	Total
60-69	126	White	242
70-79	100	Black	8
80-89	30	Am Indian	0
90-99	0	Asian	0
100 and older	0	Unknown	0
		Ethnicity	
		Hispanic	6
TOTAL	256	Total	250

Washoe County
2012

**Crimes Committed against the Elderly
(Offender Info)**

CLASSIFICATION OF OFFENSES Committed Against Persons 60 or older	Offender Total				RACE				
	M	F	U	Total	White	Black	American Indian or Alaskan Native	Asian or Pacific Islander	Unknown
Murder and Non negligent Manslaughter	0	0	0	0	0	0	0	0	0
Manslaughter by Negligence	0	0	0	0	0	0	0	0	0
Forcible Rape	0	0	0	0	0	0	0	0	0
Robbery	9	1	0	10	8	1	0	0	1
Aggravated Assault	6	0	0	6	5	0	0	0	1
Burglary--Breaking or Entering	1	0	0	1	1	0	0	0	0
Larceny--Theft Ex Purse snatching, pick pocketing	0	0	0	0	0	0	0	0	0
Motor Vehicle Theft	0	0	0	0	0	0	0	0	0
Other Assaults	2	0	0	2	1	0	0	0	1
Arson	0	0	0	0	0	0	0	0	0
Forgery & Counterfeiting	0	0	0	0	0	0	0	0	0
Fraud / Exploitation	0	0	0	0	0	0	0	0	0
Neglect	0	0	0	0	0	0	0	0	0
Isolation	0	0	0	0	0	0	0	0	0
Vandalism	0	0	0	0	0	0	0	0	0
Sex Offenses (except Forcible Rape)	1	0	0	1	1	0	0	0	0
All Other Offenses	0	0	0	0	0	0	0	0	0
GRAND TOTAL	19	1	0	20	16	1	0	0	3

Time of Day

0000-0259	1
0300-0559	3
0600-0859	1
0900-1159	3
1200-1459	3
1500-1759	4
1800-2059	3
2100-2359	1
Unknown	0
TOTAL	19

Victim Relationship to Offender

Known Associate	2
Care taker/Medical Staff	0
Family	2
Stranger	16
Unknown	0
TOTAL	20

Washoe County
2012

**Crimes Committed against the Elderly
(Victim Info)**

CLASSIFICATION OF OFFENSES Committed Against Persons 60 or older	Victim Total				RACE				
	M	F	U	Total	White	Black	American Indian or Alaskan Native	Asian or Pacific Islander	Unknown
Murder and Non negligent Manslaughter	0	0	0	0	0	0	0	0	0
Manslaughter by Negligence	0	0	0	0	0	0	0	0	0
Forcible Rape	0	0	0	0	0	0	0	0	0
Robbery	4	6	0	10	8	0	0	0	2
Aggravated Assault	6	3	0	9	8	0	0	0	1
Burglary--Breaking or Entering	0	0	0	0	0	0	0	0	0
Larceny--Theft Ex Purse snatching, pick pocketing	0	0	0	0	0	0	0	0	0
Motor Vehicle Theft	0	0	0	0	0	0	0	0	0
Other Assaults	1	0	0	1	1	0	0	0	0
Arson	0	0	0	0	0	0	0	0	0
Forgery & Counterfeiting	0	0	0	0	0	0	0	0	0
Fraud / Exploitation	0	0	0	0	0	0	0	0	0
Neglect	0	0	0	0	0	0	0	0	0
Isolation	0	0	0	0	0	0	0	0	0
Vandalism	0	0	0	0	0	0	0	0	0
Sex Offenses (except Forcible Rape)	0	1	0	1	0	1	0	0	0
All Other Offenses	0	0	0	0	0	0	0	0	0
GRAND TOTAL	11	10	0	21	17	1	0	0	3

FEMALE VICTIMS

Age	Total	Race	Total
60-69	5	White	8
70-79	5	Black	1
80-89	0	Am Indian	0
90-99	0	Asian	0
100 and older	0	Unknown	1
		Ethnicity	
		Hispanic	0
TOTAL	10	Total	10

MALE VICTIMS

Age	Total	Race	Total
60-69	9	White	7
70-79	0	Black	0
80-89	2	Am Indian	0
90-99	0	Asian	0
100 and older	0	Unknown	2
		Ethnicity	
		Hispanic	0
TOTAL	11	Total	9

White Pine County
2012

Crimes Committed against the Elderly
(Offender Info)

CLASSIFICATION OF OFFENSES Committed Against Persons 60 or older	Offender Total				RACE				
	M	F	U	Total	White	Black	American Indian or Alaskan Native	Asian or Pacific Islander	Unknown
Murder and Non negligent Manslaughter	0	0	0	0	0	0	0	0	0
Manslaughter by Negligence	0	0	0	0	0	0	0	0	0
Forcible Rape	0	0	0	0	0	0	0	0	0
Robbery	0	0	0	0	0	0	0	0	0
Aggravated Assault	1	0	0	1	1	0	0	0	0
Burglary--Breaking or Entering	2	0	4	6	1	0	0	0	5
Larceny--Theft Ex Purse snatching, pick pocketing	7	0	0	7	4	0	3	0	0
Motor Vehicle Theft	0	0	0	0	0	0	0	0	0
Other Assaults	0	1	0	1	1	0	0	0	0
Arson	0	0	0	0	0	0	0	0	0
Forgery & Counterfeiting	0	0	0	0	0	0	0	0	0
Fraud / Exploitation	0	1	0	1	1	0	0	0	0
Neglect	0	0	0	0	0	0	0	0	0
Isolation	0	0	0	0	0	0	0	0	0
Vandalism	0	0	2	2	0	0	0	0	2
Sex Offenses (except Forcible Rape)	0	0	0	0	0	0	0	0	0
All Other Offenses	1	0	0	1	1	0	0	0	0
GRAND TOTAL	11	2	6	19	9	0	3	0	7

Time of Day

0000-0259	1
0300-0559	0
0600-0859	1
0900-1159	1
1200-1459	0
1500-1759	3
1800-2059	0
2100-2359	0
Unknown	13
TOTAL	19

Victim Relationship to Offender

Known Associate	3
Care taker/Medical Staff	1
Family	0
Stranger	5
Unknown	10
TOTAL	19

White Pine County
2012

**Crimes Committed against the Elderly
(Victim Info)**

CLASSIFICATION OF OFFENSES Committed Against Persons 60 or older	Victim Total				RACE				
	M	F	U	Total	White	Black	American Indian or Alaskan Native	Asian or Pacific Islander	Unknown
Murder and Non negligent Manslaughter	0	0	0	0	0	0	0	0	0
Manslaughter by Negligence	0	0	0	0	0	0	0	0	0
Forcible Rape	0	0	0	0	0	0	0	0	0
Robbery	0	0	0	0	0	0	0	0	0
Aggravated Assault	1	0	0	1	1	0	0	0	0
Burglary--Breaking or Entering	5	1	0	6	6	0	0	0	0
Larceny--Theft Ex Purse snatching, pick pocketing	3	4	0	7	6	0	1	0	0
Motor Vehicle Theft	1	0	0	1	1	0	0	0	0
Other Assaults	0	1	0	1	1	0	0	0	0
Arson	0	0	0	0	0	0	0	0	0
Forgery & Counterfeiting	0	0	0	0	0	0	0	0	0
Fraud / Exploitation	1	0	0	1	1	0	0	0	0
Neglect	0	0	0	0	0	0	0	0	0
Isolation	0	0	0	0	0	0	0	0	0
Vandalism	1	1	0	2	2	0	0	0	0
Sex Offenses (except Forcible Rape)	0	0	0	0	0	0	0	0	0
All Other Offenses	1	0	0	1	1	0	0	0	0
GRAND TOTAL	13	7	0	20	19	0	1	0	0

FEMALE VICTIMS

Age	Total	Race	Total
60-69	1	White	7
70-79	4	Black	0
80-89	2	Am Indian	0
90-99	0	Asian	0
100 and older	0	Unknown	0
		Ethnicity	
		Hispanic	0
TOTAL	7	Total	7

MALE VICTIMS

Age	Total	Race	Total
60-69	7	White	13
70-79	3	Black	0
80-89	3	Am Indian	0
90-99	0	Asian	0
100 and older	0	Unknown	0
		Ethnicity	
		Hispanic	0
TOTAL	13	Total	13

Elder Abuse in Nevada 2012 Continued

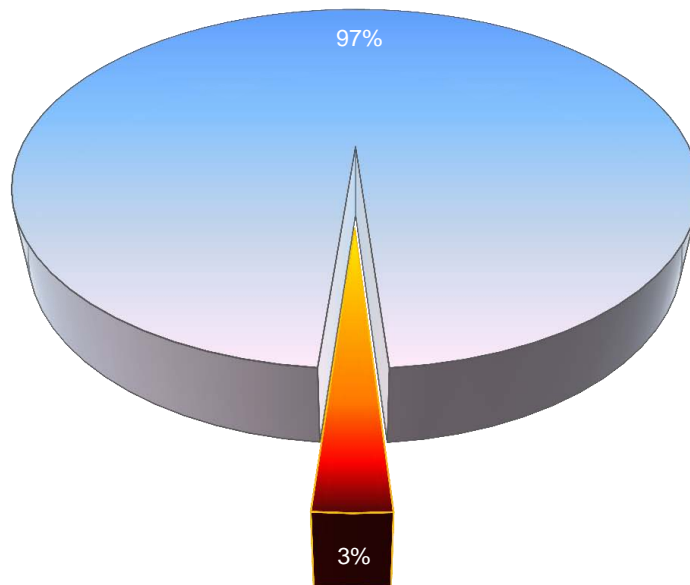
The fololowing pages are comprised of data from the
Division of Aging Services

2012 Elder Abuse in Nevada - Cont'd

Reports from :

County	Elder Protective Services	Law Enforcement	Total
Carson City	186	5	191
Churchill	58	0	58
Clark	2,388	96	2,484
Douglas	92	9	101
Elko	52	1	53
Esmeralda	1	0	1
Eureka	1	0	1
Humboldt	19	0	19
Lander	6	0	6
Lincoln	8	0	8
Lyon	123	3	126
Mineral	36	0	36
Nye	126	1	127
Pershing	15	0	15
Storey	3	0	3
Washoe	951	4	955
White Pine	17	1	18
Statewide Total	4,082	120	4,202

**Percentage Breakdown of Agencies
Reporting to Aging Service**



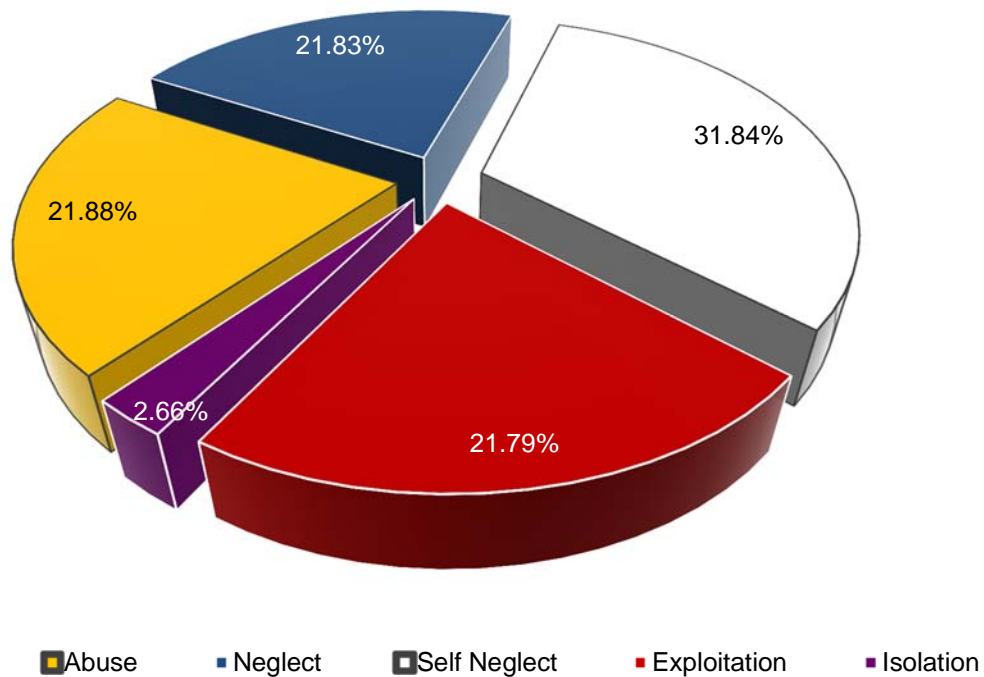
■ Elder Protective Service (Part of Division Of Aging Services) ■ Law Enforcement

Note: There were no reports submitted by Senior Protective Services or the Ombudsman.

2012 Elder Abuse: Type of Offense by County

County	Abuse	Neglect	Self Neglect	Exploitation	Isolation	Total
Carson City	49	45	99	50	6	249
Churchill	9	21	27	18	2	77
Clark	739	716	852	701	87	3,095
Douglas	25	33	51	22	2	133
Elko	8	16	27	21	0	72
Esmeralda	0	1	0	1	0	2
Eureka	0	0	1	0	0	1
Humboldt	1	4	15	5	0	25
Lander	1	0	3	2	0	6
Lincoln	1	4	3	2	0	10
Lyon	30	31	63	26	4	154
Mineral	19	1	13	6	0	39
Nye	29	43	54	29	0	155
Pershing	3	3	10	4	0	20
Storey	0	0	2	1	0	3
Washoe	255	247	485	280	42	1,309
White Pine	7	8	6	3	0	24
Statewide Total	1,176	1,173	1,711	1,171	143	5,374

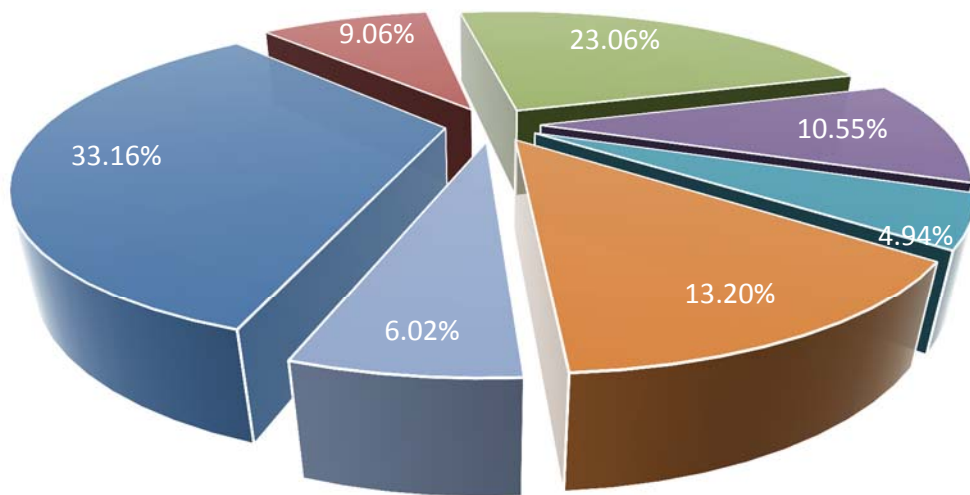
Percentage Breakdown of Incidents Committed Against Older Persons



2012 Elder Abuse: Offenders' Relation to Victim

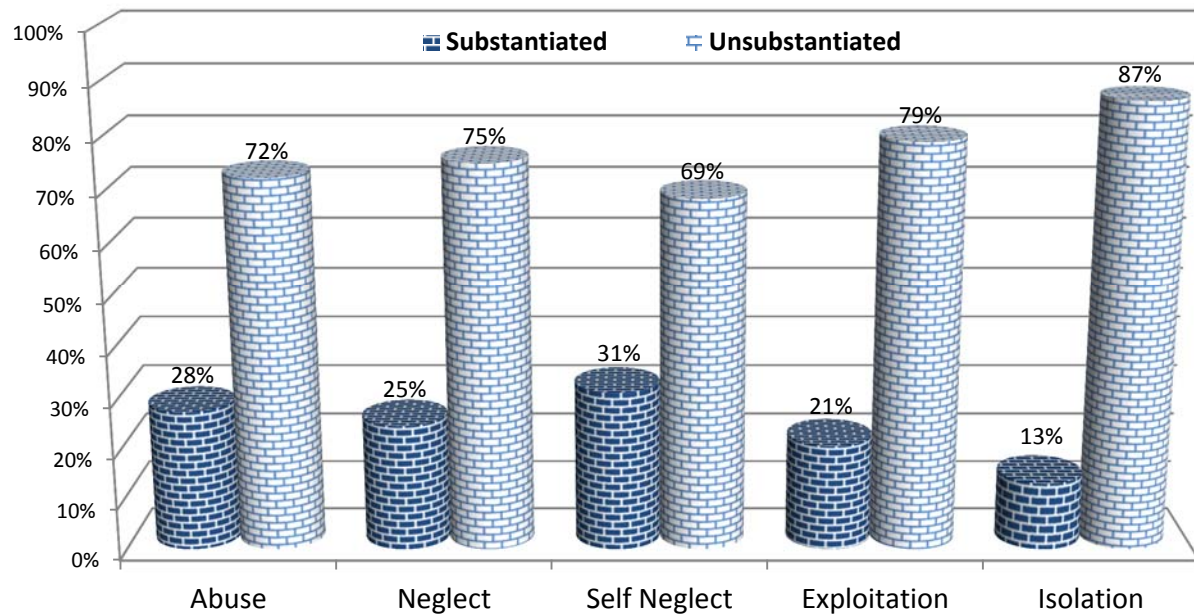
County	Self	Spouse	Child	Relative	Friend	Service Provider	Other	Total
Carson City	90	12	50	25	5	16	20	218
Churchill	27	3	12	8	4	10	4	68
Clark	830	263	701	332	142	436	176	2,880
Douglas	50	12	30	4	3	10	6	115
Elko	26	5	17	11	4	2	2	67
Esmeralda	0	0	0	0	2	0	0	2
Eureka	1	0	0	0	0	0	0	1
Humboldt	14	2	4	3	2	0	0	25
Lander	3	0	1	1	2	0	0	7
Lincoln	3	3	1	1	0	1	1	10
Lyon	59	20	28	15	10	2	9	143
Mineral	13	1	1	4	2	17	3	41
Nye	51	11	24	12	8	29	7	142
Pershing	10	1	7	0	0	0	0	18
Storey	2	1	1	0	0	0	0	4
Washoe	440	108	249	99	56	120	67	1,139
White Pine	6	2	4	2	2	4	0	20
Statewide Total	1,625	444	1,130	517	242	647	295	4,900

Offenders' Relation to Victim %



■ Self
 ■ Spouse
 ■ Child
 ■ Relative
 ■ Friend
 ■ Svcs Prov
 ■ Other

2012 Investigations : % Substantiated vs. Unsubstantiated



County	Abuse	Neglect	Self Neglect	Exploitation	Isolation	Total	%
Carson City	46	44	99	50	6	245	
Substantiated	20	16	37	11	1	85	35%
Unsubstantiated	26	28	62	39	5	160	65%
Churchill	9	21	27	18	2	77	
Substantiated	2	7	10	9	0	28	36%
Unsubstantiated	7	14	17	9	2	49	64%
Clark	709	695	850	679	87	3,020	
Substantiated	147	135	147	99	8	536	18%
Unsubstantiated	562	560	703	580	79	2,484	82%
Douglas	22	31	49	22	2	126	
Substantiated	9	13	26	6	0	54	43%
Unsubstantiated	13	18	23	16	2	72	57%
Elko	8	15	27	21	0	71	
Substantiated	1	4	13	4	0	22	31%
Unsubstantiated	7	11	14	17	0	49	69%
Esmeralda	0	1	0	1	0	2	
Substantiated	0	0	0	0	0	0	0%
Unsubstantiated	0	1	0	1	0	2	100%
Eureka	0	0	1	0	0	1	
Substantiated	0	0	0	0	0	0	0%
Unsubstantiated	0	0	1	0	0	1	100%

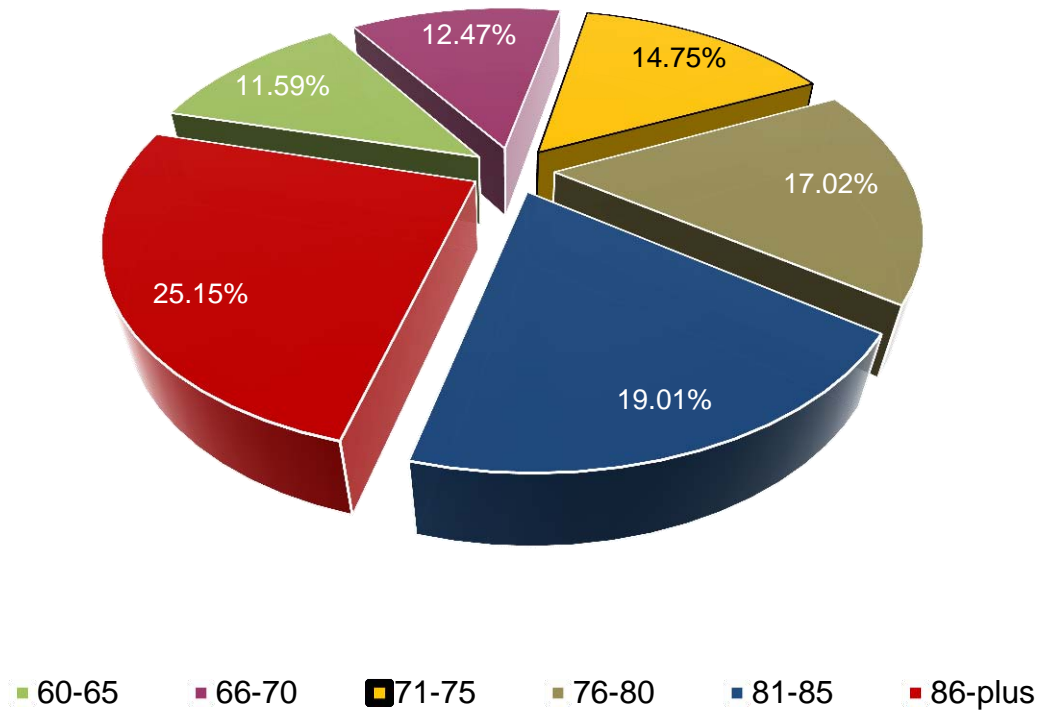
County	Abuse	Neglect	Self Neglect	Exploitation	Isolation	Total	%
Humboldt	1	4	15	5		25	
Substantiated	0	1	6	2	0	9	36%
Unsubstantiated	1	3	9	3	0	16	64%
Lander	1	0	3	2	0	6	
Substantiated	1	0	3	0	0	4	67%
Unsubstantiated	0	0	0	2	0	2	33%
Lincoln	1	4	3	2	0	10	
Substantiated	0	0	0	0	0	0	0%
Unsubstantiated	1	4	3	2	0	10	100%
Lyon	29	30	63	26	4	152	
Substantiated	12	7	28	8	0	55	36%
Unsubstantiated	17	23	35	18	4	97	64%
Mineral	19	1	13	6	0	39	
Substantiated	2	0	6	4	0	12	31%
Unsubstantiated	17	1	7	2	0	27	69%
Nye	29	43	54	29	0	155	
Substantiated	6	13	7	3	0	29	19%
Unsubstantiated	23	30	47	26	0	126	81%
Pershing	3	3	10	4	0	20	
Substantiated	2	1	2	2	0	7	35%
Unsubstantiated	1	2	8	2	0	13	65%
Storey	0	0	2	1	0	3	
Substantiated	0	0	1	0	0	1	33%
Unsubstantiated	0	0	1	1	0	2	67%
Washoe	254	247	485	280	42	1,308	
Substantiated	108	85	247	91	10	541	41%
Unsubstantiated	146	162	238	189	32	767	59%
White Pine	7	8	6	3	0	24	
Substantiated	3	2	2	0	0	7	29%
Unsubstantiated	4	6	4	3	0	17	71%
Statewide Total	1,138	1,147	1,707	1,149	143	5,284	
Substantiated	313	284	535	239	19	1,390	26%
Unsubstantiated	825	863	1,172	910	124	3,894	74%

Total Breakdown	Abuse	Neglect	Self Neglect	Exploitation	Isolation	Total
Substantiated	28%	25%	31%	21%	13%	26%
Unsubstantiated	72%	75%	69%	79%	87%	74%

Victims' Ages by County

County	60-65	66-70	71-75	76-80	81-85	86-plus	Total
Carson City	19	22	22	30	34	63	190
Churchill	2	9	8	10	14	15	58
Clark	288	323	381	399	484	610	2,485
Douglas	11	9	18	18	16	29	101
Elko	5	8	7	8	9	16	53
Esmeralda	0	0	0	0	1	0	1
Eureka		0	0	1	0	0	1
Humboldt	3	2	2	2	3	7	19
Lander	2	1	2	1	0	0	6
Lincoln	1	3	1	1	2		8
Lyon	15	11	17	24	27	32	126
Mineral	5	5	1	8	4	13	36
Nye	11	16	12	22	29	37	127
Pershing	1	3	2	4	2	3	15
Storey	0	1	1		1	0	3
Washoe	124	110	144	181	170	226	955
White Pine	0	1	2	6	3	6	18
Statewide Total	487	524	620	715	799	1,057	4,202

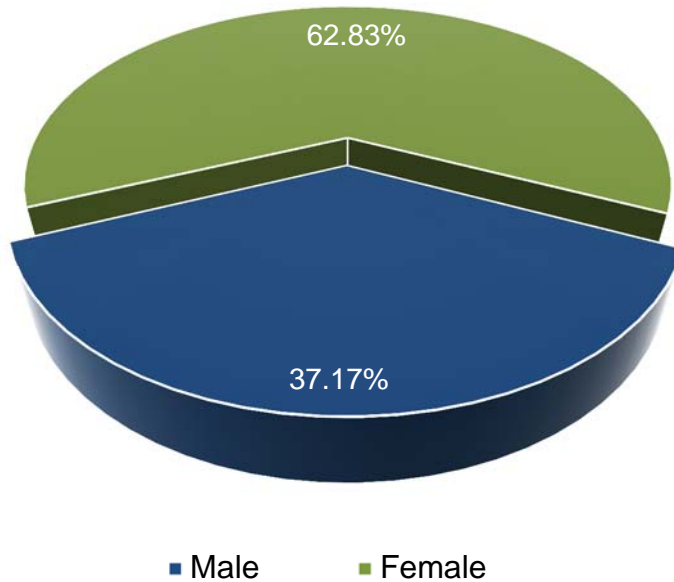
Percentage Breakdown by Victim's Age



Older Persons Victims' Gender by County

County	Male	Female	Total
Carson City	58	133	191
Churchill	21	37	58
Clark	908	1,576	2,484
Douglas	42	59	101
Elko	20	33	53
Esmeralda	0	1	1
Eureka	0	1	1
Humboldt	11	8	19
Lander	4	2	6
Lincoln	3	5	8
Lyon	54	72	126
Mineral	10	26	36
Nye	44	83	127
Pershing	4	11	15
Storey	3		3
Washoe	375	580	955
White Pine	5	13	18
Statewide Total	1,562	2,640	4,202

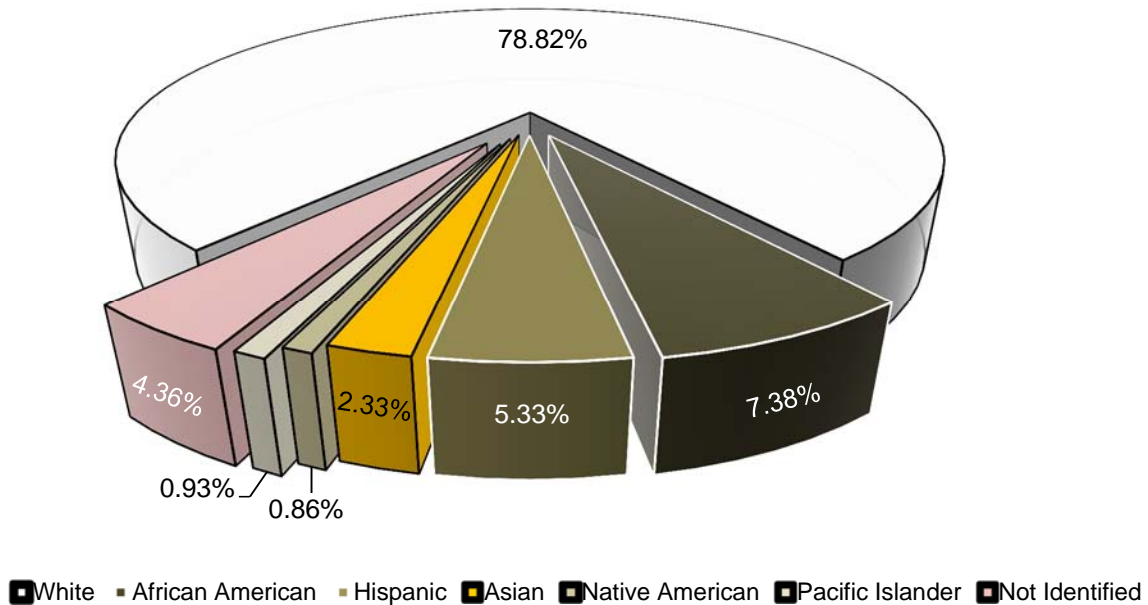
Older Persons Victim's Gender



2012 Elder Abuse: by Race and by County

County	White	African American	Hispanic	Asian	Native American	Pacific Islander	Not Identified	Total
Carson City	163	0	0	2	2	0	24	191
Churchill	51	0	2	0	4	0	1	58
Clark	1,813	272	174	83	7	30	105	2,484
Douglas	95	0	1	0	2	0	3	101
Elko	48	0	2	1	2	0	0	53
Esmeralda	1	0	0	0	0	0	0	1
Eureka	0	0	0	0	0	0	1	1
Humboldt	19	0	0	0	0	0	0	19
Lander	6	0	0	0	0	0	0	6
Lincoln	8	0	0	0	0	0	0	8
Lyon	113	0	3	0	1	0	9	126
Mineral	28	3	3	0	0	0	2	36
Nye	117	3	4	0	1	0	2	127
Pershing	12	0	1	0	1	0	1	15
Storey	3	0	0	0	0	0	0	3
Washoe	819	32	33	12	15	9	35	955
White Pine	16	0	1	0	1	0	0	18
Statewide Total	3,312	310	224	98	36	39	183	4,202

Race Breakdown of Older Persons





This concludes our publication.

Thank you for taking the time to read *Crime in Nevada – 2012*

If you require further information you can contact us at:

**Nevada Department of Public Safety
General Services Division
333 West Nye Lane Suite 100
Carson City, NV 89706
(775) 684-6262
<http://www.nvrepository.state.nv.us>**

