

CRIME IN NEVADA



2009





Director Jearld Hafen

VISION: To be the premiere public safety agency and provide advanced law enforcement services to the citizens of Nevada. To support and empower DPS employees by encouraging diversity in the workforce, results oriented service, productivity and meaningful career growth. The DPS is committed to achieving the highest standards of excellence through the use of comprehensive training programs, progressive technology, federal, state and local government partnerships with interagency cooperation to ensure the safety of all citizens and visitors in Nevada.

MISSION STATEMENT: In partnership with the people of Nevada, the Department of Public Safety provides services in support of protecting our citizens and visitors by promoting safer communities through prevention, preparedness, response, recovery, education, and enforcement.

This page was intentionally left blank

Jim Gibbons
Governor



Jearld L. Hafen
Director

Patrick J. Conmay
Division Chief

Records and Technology Division

333 West Nye Lane, Suite 100
Carson City, Nevada 89706
Telephone (775) 684-6262 – Fax (775) 684-6265
www.nvrepository.state.nv.us

FORWARD

With great pride the Nevada Department of Public Safety, Records and Technology Division's Uniform Crime Reporting Program presents the sixteenth annual report of *Crime in Nevada 2009*. The name of the publication has been changed to more accurately reflect its contents.

Without the efforts of Nevada's law enforcement agencies this publication would not be possible. We would like to extend our sincere thanks and appreciation to each agency for their dedication and commitment in providing accurate and timely crime statistics to Nevada's Uniform Crime Reporting Program. In recognition of that effort, this year's theme focuses on our contributing agencies' specialized units. Let us be reminded of the service and sacrifice of our great state's law enforcement professionals.

A new addition is included in this year's book. Criminal fingerprint submission statistics by arresting agency and offense class will be provided in this publication as well as all future editions of *Crime in Nevada*.

If we can be of assistance, please contact the Uniform Crime Reporting Program at 775-684-6260 or ndavis@dps.state.nv.us.

This publication is available online at:
<http://www.nvrepository.state.nv.us/ucr/crimejustice.shtml>

Respectfully,

Patrick Conmay
Division Chief

This page was intentionally left blank



STATE OF NEVADA
DEPARTMENT OF PUBLIC SAFETY

Jim Gibbons, Governor

Jearld L Hafen, Director
Department of Public Safety

Patrick J. Conmay, Division Chief
Records and Technology Division

Nicole Davis, Administrative Assistant IV
Sheryl Sharp, Administrative Assistant II
Josh Porter, Statistician II
Mindy McKay, Program Officer II



This page was intentionally left blank

APPRECIATION

The success of the Nevada Uniform Crime Reporting Program hinges on the complete, accurate and timely participation of all of Nevada's law enforcement agencies. The program was established with the support of criminal justice and law enforcement agencies statewide in July of 1991 (NRS 179A.078).

Although responsibility for actual development and execution of the program was vested in the Nevada Department of Public Safety, the individuals at the municipal, county and state levels who submit the raw data are the entities ultimately critical to viability. Accordingly, we recognize the following dedicated people.

Inez Dunmire

Boulder City Police Department

Karen Rowe

Carlin Police Department

Becky Neep

Carson City Sheriff's Office

LaRonda Atchison

Churchill County Sheriff's Office

Neva Herrold

Clark County School District PD

Karis Drake

Douglas County Sheriff's Office

Lisa Kern

Elko County Sheriff's Office

Laura Mandros

Elko Police Department

Michelle Knight

Esmeralda County Sheriff's Office

Louise Wright

Eureka County Sheriff's Office

Glenda Dockery

Fallon Police Department

Hillary Velado

Henderson Police Department

Darlene Thon

Humboldt County Sheriff's Office

Wendy Rogers

Lander County Sheriff's Office

Corporal Stever

Lincoln County Sheriff's Office

Laura Richardson

Lovelock Police Department

Ben Hoge

Las Vegas Fire Department

Rosie Watson

Las Vegas Metropolitan PD

Nancy Hronesh

Lyon County Sheriff's Office

Commander Clarissa Larsen

Mesquite Police Department

Bryn Skvarna

Mineral County Sheriff's Office

Jean McGuire

Nevada Investigation Division

Trooper Mlecsko

NHP Region I - Las Vegas

Amy Markesen

NHP Region II - Reno

Sgt. Troy Lindley

NHP Region III - Elko

Luz Cheng

North Las Vegas Police Department

Deputy Robert

Nye County Sheriff's Office

Kayla Stevens

Pershing County Sheriff's Office

Vikki Welding

Reno Police Department

Teresa Wiley

Sparks Police Department

Pete Litano

Sparks Fire Department

Monique Cruse

Storey County Sheriff's Office

Natalie Infurno

Taxicab Authority

Kaylene Brady

TMCC Police Department

James Morrow

UNLV Police Department

Lori Larson

Washoe County School District PD

Melissa Stoltz

Washoe County Sheriff's Office

Bobbie Bostock

West Wendover Police Department

Capt. Scott Henroid

White Pine County Sheriff's Office

Denise Arguello

Winnemucca Police Department

Helen Sturtevant

Yerington Police Department

This page was intentionally left blank

AUTHORITY

The Sixty-Sixth Session of the 1991 Nevada Legislature created a Uniform Crime Reporting Program within the Central Repository.

NRS 179A.078

Uniform program for reporting crimes; advisory committee to assist in establishing and carrying out program.

NRS 179A.078 Uniform Program for Reporting Crimes: Establishment; purpose. The Director of the Department shall establish within the Central Repository a Uniform Program for Reporting Crimes that is designed to collect statistical data relating to crime or delinquency of children and to facilitate the collection and analysis of statistical data relating to crime at a central location.

(Added to NRS by 1991, 824; A 1993, 362; 1997, 454; [2005, 903](#))

This page was intentionally left blank

NEVADA



COUNTIES

This page was intentionally left blank

TABLE OF CONTENTS

Introduction	8
Crime Factors	8
Potential Uses of UCR Data.....	9
Reporting Procedure	10
Hierarchy Rule	12
Verification Procedure.....	12
Policy, Release of UCR Statistical Information	13
Profile, State of Nevada	14
Nevada Crime Clock	15
Crime in Nevada - Highlights	16
Nevada Index Crimes	18
Nevada Statewide Index Crimes.....	19
Statewide Index Crimes/Clearances	21
Total Index Crimes in Nevada, 2000-2010.....	22
Total Index Crimes and Clearances by County and Month	23
Annual Crimes/Clearances Summary	24
Comparison of Crimes/Clearances	28
Index Crimes: Violent.....	31
Property	32
Murder	33
Rape	37
Robbery	40
Aggravated Assault.....	44
Burglary	47
Larceny-Theft.....	51
Motor Vehicle Theft.....	55
Arson	59
Clearance Rates	63
Arrest Data.....	65
Hate Crimes	141
Arrest Data - Drug & Liquor Violations	144
Stolen and Recovered Property Values	147
Enforcement Personnel Employment Data	154
Enforcement Personnel Assaults	156
Classification of Offenses	158
Calculation of Rates.....	165
Domestic Violence.....	166
Protection Orders.....	240
Crimes Committed Against Older Persons.....	248
Criminal Agency Fingerprint Submissions.....	295

This page was intentionally left blank

INTRODUCTION

The Uniform Crime Reporting (UCR) Program is a nationwide cooperative effort of over 17,000 city, county, and state law enforcement agencies voluntarily reporting data on crime. The monthly contributions to Nevada's current program, with 39 local law enforcement agencies reporting full-time, represent a solid beginning in establishing an effective statewide criminal justice information system (CJIS). We invite remaining non-participating local law enforcement agencies to join their peers in this effort and to participate in this important program.

Inquiries concerning Uniform Crime Reporting may be directed to:

**Department of Public Safety
Records and Technology Division
Uniform Crime Reporting
333 West Nye Lane Suite 100
Carson City, NV 89706
Tel (775) 684-6262**

Ideally, UCR data will eventually merge with that of the other major components of the criminal justice system (i.e., prosecutors, courts, and corrections) to form an integrated system for the exchange of vital management information. The availability of such data will enhance law enforcement's proactive response to crime and justice in Nevada. The Nevada Department of Public Safety has administered the UCR Program as a statewide, standardized method of collecting statistics on crime as it is reported to law enforcement. The UCR program also produces a reliable set of criminal statistics for use in law enforcement administration, operation, and management. Additionally, Nevada's statistics are forwarded monthly to the Federal Bureau of Investigation for inclusion in its annual report Crime in the United States.

We hope UCR data will be used over the years as a leading social indicator. With this annual report, Nevada's citizens can look to UCR as the primary information source on the nature and extent of crime in Nevada. Criminologists, sociologists, legislators, state and local planners, the media, and academicians can use the statistics for wide and varied research, planning, as well as for other applications.

CRIME FACTORS

Statistics gathered under the Uniform Crime Reporting Program are submitted by the participating law enforcement agencies of Nevada and represent a spectrum of crime on statewide, county, and municipal levels. Awareness of the presence of unique variables is necessary if fair and equitable conclusions are to be drawn. These crime-influencing factors are present, to some degree, in every community and their presence affects, in varying degrees, the crime developments of the community. Comparison of crime figures between communities should not be made without first considering individual factors present in each community. Crime, as an outgrowth of society, remains a social problem of grave concern and the police are limited in their role as to its detection and suppression. As stated by the President's Commission on Law Enforcement and Administration of Criminal Justice in its report, The Challenge of Crime in a Free Society, (Page 92):

But the fact that the police deal daily with crime does not mean that they have unlimited power to prevent it, or reduce it, or deter it. The police did not create and cannot resolve the social conditions that stimulate crime. They did not start and cannot stop the convulsive social changes that are taking place in America.

They do not enact the laws that they are required to enforce, nor do they dispose of the criminals they arrest. The police are only one part of the criminal justice system; the government is only one part of society. Insofar as crime is a social phenomenon, crime prevention is the responsibility of every part of society. The criminal process is limited to case-by-case operations, one criminal or one crime at a time.

Following are some conditions that will, by type and volume, affect crime that occurs from place to place.

- Size and density of community population and the degree of urbanization in the surrounding area
- Compositions of population with particular reference to youth concentration
- Economic status of population, median income and job availability
- Relative stability of population, including commuters, seasonal, and other transient types
- Modes of transportation and area highway systems
- Climate, including seasonal weather conditions
- Cultural conditions such as educational, recreational, and religious characteristics
- Standards governing appointments to the police force
- Policies of prosecuting officials, the courts, correctional and parole/probation officials
- Effective strength of law enforcement agencies
- Attitude of the public toward reporting crime and participation in the prosecution of offenders
- The administrative and investigative efficiency of local law enforcement agencies, including the degree of adherence to crime reporting standards
- Organization and cooperation of adjoining and overlapping police jurisdictions

The primary goal of the UCR program is to identify crime and related problems. Statistics in this publication should not be used to measure or to evaluate workloads and results of individual contributing departments. While most police agencies are collectively viewed as crime-fighting units, considerable independent research shows only a small portion of the workload of many departments is spent fighting crime. Because of other assigned duties, the peculiar cycle of crime and clearances, and different community factors that normally affect crime statistics, no conclusions regarding individual departments should be made without consulting directly with the agency being analyzed.

Crime rates in this publication are based on the resident population of the state and its subdivisions as established and published by the Nevada State Demographer. Population estimates are revised annually. Seasonal population figures are too inaccurate and fluctuate too rapidly to be used in the determination of crime rates. Most Nevada communities experience rather wide seasonal population fluctuations due to the nature of the state's major industries, gaming and tourism. Accordingly, actual crime rates per thousand reported here may appear higher than might be expected for a community of comparable size without substantial fluctuations. This should not deter police administrators from using the data for planning and administrative purposes. Local seasonal population data is available which can be utilized for further statistical refinements.

Additionally, readers are cautioned not to make direct comparisons between crime rates reported for Nevada communities and those of communities of similar size in other states without first carefully analyzing and applying local modifying factors.

POTENTIAL USES OF UCR DATA

The Nevada program is unique among similar state programs as it is dedicated to doing more than just gathering statistics. The program is dedicated to providing statistical support services to its contributors and to produce a variety of reports, or crime profiles, on an as-needed basis. These crime profiles will set the stage for extensive use of the data by police administrators and other criminal justice agencies.

Persons reading this report may ask, "How good are Uniform Crime Reports and how can they be used?" Initial responses that come to mind may be limited, but as the information is examined more closely, many and varied uses are discovered. Foremost is keeping the public informed as to the volume and nature of crime, that they may judge and act accordingly. In actuality, UCR is a multi-faceted vehicle of many uses. Here are a few, but by no means all such uses, as they relate to different groups and agencies.

Law Enforcement Contributors

Administrative information relating to:

1. Budget - need and justification
2. Staffing - number needed relating to state average number of employees vs. population and crime rate
3. Department composition - Patrol, Administration, Jail, Laboratory, Detective Division, Juvenile
4. Identification of specific problem crimes

5. Disbursement of personnel and shifts in accordance with the crime picture of individual communities with avoidance of duplication of services in cases of concurrent jurisdiction
6. Training - according to crime problem prioritization
7. Equipment procurement - by justified need
8. Selective enforcement - by crime volume, particular times, and seasons through UCR information
9. Crime Profiles - identification of problems unique to individual communities
10. Long-range Planning - as anticipated by crime trends

Governor and Legislature

1. Broad, accurate picture of crime in Nevada by location, volume, type, and rate, as reported and derived from records of all participating enforcement agencies
2. Guide to validate funding needs of special interest groups and their requests for funding of the same
3. Need for more or fewer specialized programs
4. Identification of crime trends and their relationship(s) to training, courts, corrections, and other criminal justice agencies
5. Identification of various social problems relating to drugs, alcohol, juveniles and rehabilitation
6. Effectiveness of various social programs related to drugs, alcohol, juveniles and rehabilitation

Courts - Prosecution

1. Valuable general research information on crimes within the areas being served
2. Crime trend information
3. Identification of specific crimes to be considered in the prosecutorial and judicial processes

Press

A factual source for use in reporting crime and socially-related problems

Social Agencies

1. Identification of problem areas for concentration of remedial activities
2. Application for general evaluation of program effectiveness

Educational Institutions

Educators at all levels can use UCR data for various studies, budget preparation, and planning.

The above listed are a few possible uses, undoubtedly many more exist. The larger the UCR database becomes, the clearer its value will become. Since effective problem solving begins with problem identification, UCR will continue to be meaningful for years to come.

Nevada UCR believes the data provided here can serve as a catalyst for some departments to establish modern record systems for the first time. With other agencies it may spur emplacement of needed system upgrades. This will enable administrators at the chief and sheriff levels to be able to take a renewed look at their departments, potentially effecting beneficial internal operational changes. Awareness by subordinate personnel that their reports and arrest information are being used, not just filed away, will result in better and more comprehensive reporting. Finally, the periodic release of crime information to the general public will keep the crime problem in its proper perspective.

REPORTING PROCEDURE

In Nevada's Uniform Crime Reporting Program, contributing law enforcement agencies are wholly responsible for compiling their own crime reports and submitting them to the Uniform Crime Reporting Section of the Records and Technology Division in Carson City. The UCR Program, to maintain data quality and uniformity, furnishes to the contributing agencies continuous training and instruction in Uniform Crime Reporting procedures. All contributors are also given data submission guidelines, report forms, and a UCR Guide furnished by the Federal Bureau of Investigation (FBI) that outlines, in detail, procedures to score and to classify offenses. The guide illustrates and discusses the monthly and annual report forms.

A centralized record system is vital to the sound operation of any law enforcement agency. It is an essential element for crime reporting. Trained UCR personnel at the state level assist contributors in following established reporting procedures.

Law enforcement agencies (state, county and municipal) report the number of offenses that become known to them in the following crime categories:

1. **Criminal Homicide**
 - a. Murder and Non-Negligent Manslaughter
 - b. Manslaughter by Negligence (not an index crime)
2. **Forcible Rape**
 - a. Rape by Force
 - b. Attempts to Commit Forcible Rape
3. **Robbery**
 - a. Firearm
 - b. Knife or Cutting Instrument
 - c. Other Dangerous Weapon
 - d. Strong-Arm (Hands, Fists, Feet, etc.)
4. **Assault**
 - a. Firearm
 - b. Knife or Cutting Instrument
 - c. Other Dangerous Weapon
 - d. Hands, Fists, Feet, etc, Aggravated
 - e. Hands, Fists, Feet, Not Aggravated (not an index crime)
5. **Burglary**
 - a. Forcible Entry
 - b. Unlawful Entry - No Force
 - c. Attempted Forcible Entry
6. **Larceny-Theft (except motor vehicle theft)**
7. **Motor Vehicle Theft**
 - a. Autos
 - b. Trucks and Buses
 - c. Other Vehicles

8. Arson

In addition, the agencies submit the number of arrests recorded, by sex and age, for 21 other "Part II" offenses. Descriptions of these offenses are provided under the offense classification section.

Another facet of the UCR Program involves the collection of "hate crimes". In 1990, the President of the United States signed into law the "Hate Crime Statistics Act of 1990". The data identifies crimes that manifest evidence of prejudice based on race, religion, sexual orientation, ethnicity, and physical or mental disabilities.

Whenever complaints of crime are determined through investigation to be unfounded or false, they are subtracted from the actual count. The number of "actual offenses known" in these crime categories is reported to the Nevada UCR Section whether or not anyone is arrested for the crime; the stolen property is recovered; prosecution is undertaken; or any other restrictive consideration is in effect.

Other data configurations which contributing agencies tally through the UCR system are as follows:

- Number of crimes cleared by arrest or exceptional means
- Number of crimes cleared involving persons under age 18
- Number of enforcement officers killed or assaulted
- Type and value of property stolen and recovered

- Number of arrests for all criminal acts (except traffic violations), broken out by arrestee age, sex and race
- Number of sworn and civilian enforcement personnel employed by agency type

HIERARCHY RULE

The experience of law enforcement agencies handling UCR data shows that, for the most part, offenses of law occur singly as opposed to many being committed simultaneously. In these single-offense situations, it must be decided whether the crime was one of the Index Offenses, and if so, it is scored accordingly. However, if several offenses are committed at the same time by a person or a group of persons, a different approach must be used in classifying and scoring. As a general rule, a multiple-offense situation requires classification of each of the offenses and identification of those that are Part I crimes. The Part I offenses involved must then be located within their ranked list, which goes from most to least priority. The offense, which is highest on the list, is scored. The other offenses involved in the incident are ignored. The Hierarchy Rule, which requires counting only the highest offense on the list and ignoring all others, applies only to crime reporting and does not affect the number of charges for which the defendant may be prosecuted in the courts.

VERIFICATION PROCEDURE

Data uniformity and accuracy is of primary concern under this program. With coverage of approximately 39 reporting jurisdictions within the State of Nevada, the problems with attaining uniformity are apparent. Issuance of instructions and training of personnel within contributing agencies does not complete the role of the UCR Section. It is standard operating procedure to examine each incoming report for mathematical accuracy and completeness.

Clearance factors, recovery rates, and other elements are scrutinized and changes are suggested to the contributors where needed. In the instance of minor mathematical corrections, the contributing agency is either contacted by mail, fax, telephone, e-mail or in-person visitations made by qualified UCR Program personnel.

The possibility of report duplication requires constant verification through internal consistency checks. If duplication is suspected, the contributing agency is immediately contacted and the matter is resolved in accordance with guidelines. Continual analysis of reports is ongoing to assist contributors, and to maintain the quality necessary for a factual and successful program. In addition, an FBI Quality Assurance Group periodically visits contributors to cooperatively assist in necessary auditing of records and reporting methods.

Regardless of the extent of the quality control process employed by the Uniform Crime Reporting Section, the accuracy of the data assembled under this program depends on the sincere effort exerted by each contributor to meet the necessary standards of reporting. We are especially grateful to the UCR support staff in each contributing agency for their diligence and persistence, and for their constant attention to reporting policies and procedures.

STATEMENT OF POLICY FOR RELEASE OF UCR STATISTICAL INFORMATION

The following policies provide guidance concerning the release of UCR statistical information. Prior to being released, all information is approved by senior staff.

1. This report is available on a computer CD by request, or on the Criminal History Repository website at <http://nvrepository.state.nv.us/crimejustice.shtml>
2. UCR statistical monthly reports are available online at <http://nvrepository.state.nv.us/monthlyucr.shtml>
3. Information contained in the published annual report may be released via telephone, letter, etc., to any interested party.
4. All requests for unpublished information should be directed to the UCR Program Supervisor at (775) 684-6260 or email ndavis@dps.state.nv.us
5. These special requests will be honored only for the current reporting year.
6. Law enforcement agencies may receive interim, unpublished, specialized reports germane to their agency upon request.

PROFILE OF THE STATE OF NEVADA

This profile is presented to provide some general knowledge and facts about the State of Nevada. The information might assist users of this publication in understanding the environment in which reported crime incidence and arrest data occurred.

NEVADA FACTS AND FIGURES

---Nevada is the seventh largest state in the United States, covering 110,540 square miles. The state's long western border is shared with California, the most populous state in the Union. On its northern and eastern borders are the states of Oregon, Idaho, Utah, and Arizona. The state's longest distance from the northwest corner to the southern tip is approximately 600 miles. At the widest point it is nearly 350 miles.

---Nevada consists of seventeen counties, ranging in size from 153 square miles for the state capital of Carson City to over 18,000 square miles for Nye County, one of the largest counties in the United States.

---The geography of the state consists of rugged desert and mountain terrain, with the highest mountain peak (Boundary Peak in Esmeralda County) having an elevation of 13,146 feet above sea level and the lowest point on the Colorado River having an elevation of 490 feet.

---Nevada has a four-season climate, with wide variations between its northern and southern latitudes. Low temperatures in the north can go well below zero in the winter months, while high temperatures in the south can climb well over 100° Fahrenheit in the summer. It is the most arid state in the country, receiving an average of less than ten inches of precipitation annually.

---Of Nevada's total land area, 85.3% is controlled by the federal government. State and local governments control .3% and 1.6% falls under the jurisdiction of 22 American Indian Reservations. The United States military, which has a significant presence, has also reserved large areas.

---Nevada's population increased by over 54% between 1980 and 1990 (from 800,508 to 1,236,130) and by 60.0% from 1990 to 2000 (1,236,130 to 2,065,610). In July 2009 we had a state population of 2,711,206 (up 31.3% since 2000). Nevada has had one of the fastest rates of growth in the nation for the past several years. Due to these tremendous long-term increases, several communities have been hard-pressed to provide necessary infrastructures. Despite this growth, Nevada remains one of the most sparsely populated states, with about 24 people per square mile. Fully 86% of the state's total population is located in the counties of Clark (1,952,040 – 72%) and Washoe (416,632– 15%).

---The Nevada State Demographer-University of Nevada, Reno, estimates the following population composition for Nevada in 2007(the latest information available): White, 61%; Hispanic, 24%; African Americans, 7%; Asian, Pacific Islanders, 7%, American Indians, Eskimo, Alut 1%. Age 5, 1%, Ages 6-18, 18%, Ages 19-64, 63% and ages 65 and over, 11%. Males, 51%, and Females, 49%.

---Tourism and gaming are the state's largest industries. The gaming industry generated revenue of \$10,388,074,000 in 2009. Approximately 49,452,042 people visited in 2009. These and other interesting statistics are available at www.travelnevada.com on the bottom of page click "about us" and "discover the facts". Of concern to Nevada is the rapid spread of gaming to other states and Indian reservations. The Las Vegas area has responded by expanding and building huge "destination" or "theme" resorts, catering to a broader spectrum of interests.

---There is a substantial ongoing effort to diversify Nevada's economy. Over the past decade, hundreds of out-of-state firms have relocated to Nevada and thousands of new businesses have opened.

---Nevada is the largest gold producer in the United States and ranks in the top ten in the world. The bulk of this mining boom has occurred within the past fifteen years and has primarily taken place in the rural northern part of the state.

This page was intentionally left blank

NEVADA CRIME CLOCK - 2009

HIGHLIGHTS



One
INDEX CRIME OFFENSE
every 5 minutes, 16 seconds

One
VIOLENT CRIME
every 28 minutes, 16 seconds

One
PROPERTY CRIME
every 6 minutes, 28 seconds

One
MURDER
every 2 days, 3 hours

One
BURGLARY
every 23 minutes, 51 seconds

One
RAPE
every 8 hours, 38 minutes

One
LARCENY
every 11 minutes, 22 seconds

One
ROBBERY
every 1 hour, 27 minutes

One
MOTOR VEHICLE THEFT
every 42 minutes, 30 seconds

One
AGGRAVATED ASSAULT
every 46 minutes, 12 seconds

One
ARSON
every 16 hours, 33 minutes

The crime clock should be viewed with care. Being the most aggregate representation of UCR data, it is designed to convey the annual reported crime experience by showing the relative frequency of occurrence of the Index Offenses. This mode of display should not be taken to imply regularity in the commission of the offenses; rather, it represents the annual ratio of crime to fixed time intervals.

This page was intentionally left blank

CRIME IN NEVADA 2009 - HIGHLIGHTS

CRIME RATE

The Nevada Crime Rate is based on the occurrence of an index offense per 1,000 residents of the state. Municipal and county rates are based on their individual populations. The state crime - rate for 2009 was 36.4 per 1,000. The comparable rate for 2008 was 39.2. The state population utilized was 2,711,206 the latest available estimate for 2009 from the State Demographer, Bureau of Business and Economic Research, University of Nevada, Reno.

INDEX OFFENSES

Law Enforcement reported 99,755 Index Offenses in 2009, a decrease of 9,376 offenses (8.6%) from the 109,131 offenses reported in 2008. Nevada's ten-year average for total index offenses (2000-2009) was 106,331.

VIOLENT CRIMES

Murder, rape, robbery and aggravated assault make up the "violent crimes" category. Violent crimes as a group decreased by 246 offenses from 2008 for a 1% decrease. During 2009 violent crimes totaled 18,594. The 2008 total was 18,840. Violent crimes accounted for 18.6% of all reported Index Crimes (17.3% in 2008) and displayed a crime rate of 6.8 per 1,000 population. Nevada's ten-year average for violent crimes (2000-2009) was 15,475.

PROPERTY CRIMES

Property crimes, consisting of burglary, larceny, motor vehicle theft, and arson decreased in 2009 by 11,838 offenses (12.7%) from 2008. There were 81,161 offenses reported in 2009, with 92,999 reported in 2008. Property crimes accounted for 81.4% of all index crimes in 2008, with a crime rate of 29.6 offenses per 1,000 population. Nevada's ten-year average for property crimes (2000-2009) was 90,857.

MURDER

There were 170 murders committed in Nevada during 2009, up 2 (1%) from the 168 murders reported in 2008. Law enforcement cleared 138 murders this year (81.2%). Nevada's ten-year average for homicide offenses (2000-2009) was 185.

RAPE

Forcible and attempted rapes decreased by 88 during 2009. There were 1,014 offenses reported to enforcement in 2009, compared to 1,102 in 2008. Of the total, 872 were actual rapes, while 142 were classified as attempts. Nevada's ten-year average for rape offenses (2000 - 2009) was 980.

ROBBERY

Robberies decreased by 428 offenses (6.6%), from 6,473 in 2008 to 6,045 in 2009. Nevada's ten-year average for robbery offenses (2000-2009) was 5,590.

AGGRAVATED ASSAULT

Nevada law enforcement reported 11,365 aggravated assaults during 2009, an increase of 268 (2.5%) from the 2008 figure of 11,097. In addition, there were 37,465 simple assaults in 2009. Nevada's ten-year average for aggravated assault offenses (2000-2009) was 8,720.

BURGLARY

Burglary decreased in 2009 by 2,127 offenses (9%) from the 2008 total of 24,156. The 22,029 burglaries reported in 2009 resulted in property loss totaling \$73,241,353. Burglaries represented 22% of all reported Index Offenses. Nevada's ten-year average for burglary offenses (2000-2009) was 21,859.

LARCENY

The number of larcenies reported in Nevada for 2009 totaled 46,236, a decrease of 3,339 offenses (7%) from the 2008 figure of 49,575. Thefts from buildings represented 21.8% of all larceny crimes reported. Nevada's ten-year average for larceny-theft offenses (2000-2009) was 49,022.

MOTOR VEHICLE THEFT

The number of motor vehicle thefts decreased by 3,537 (22.2%) during 2009, from 15,904 in 2008 to 12,367. Nevada's ten-year average for motor vehicles stolen (2000-2009) was 19,335.

ARSON

Arson was added to the list of reportable index crimes in 1980. During 2009 there were 529 arsons reported in Nevada, compared to 656 in 2008. This represents a decrease of 19.4%. Estimated property loss from these offenses totaled \$5,141,637. Nevada's ten-year average for arson (2000-2009) was 641.

STOLEN/RECOVERED PROPERTY

During 2009 law enforcement agencies recorded \$191,724,871 worth of property stolen during the commission of index crimes. They were able to recover \$36,953,728 (19.3%).

CLEARANCE RATE

Law enforcement agencies cleared 25% of all index crimes in Nevada in 2009, an increase of 3.6% over 2008. Nationally, 21.4% were cleared in 2008.

ARRESTS

The total number of persons arrested, summoned, or cited by enforcement in 2009, including juveniles and adults, was 176,153 a 5.5% increase over the 2008 total of 167,030. Drug arrests by the Department of Public Safety, Investigation Division in 2009 were 345. Nevada's total arrest rate per 1,000 population in 2009 was 63.2. This does not include drug or DUI arrests by the Nevada Highway Patrol.

POLICE EMPLOYMENT DATA

Statewide there were 5,951 full-time sworn law enforcement officers in Nevada in 2009. This represents a ratio of 2.53 officers per 1,000 population. Nationally the average ratio per 1,000 was 2.48 in 2008.

OFFICER ASSAULTS

Nevada law enforcement officers experienced 666 assaults in 2009, a decrease of 43 (6.1%) from the 709 reported in 2008. Law enforcement cleared 608 (91.3%) of all assaults on personnel.

INDEX CRIMES



Special Weapons and Tactics (SWAT) Team

The Carson City Sheriff's Office SWAT Program began back in the late seventies with the philosophy that preservation of life in the most extreme circumstances was the number one priority. SWAT was enacted to handle the most hazardous of class for service with the highest risk to the community and the most violent of criminal offenders.

SWAT members undergo a rigorous testing and selection process and only the most physically fit and mentally disciplined officers are chosen.

They continue with the most extreme and tactical training possible. They must at all times maintain a situational awareness that goes above and beyond common routine law enforcement practices.



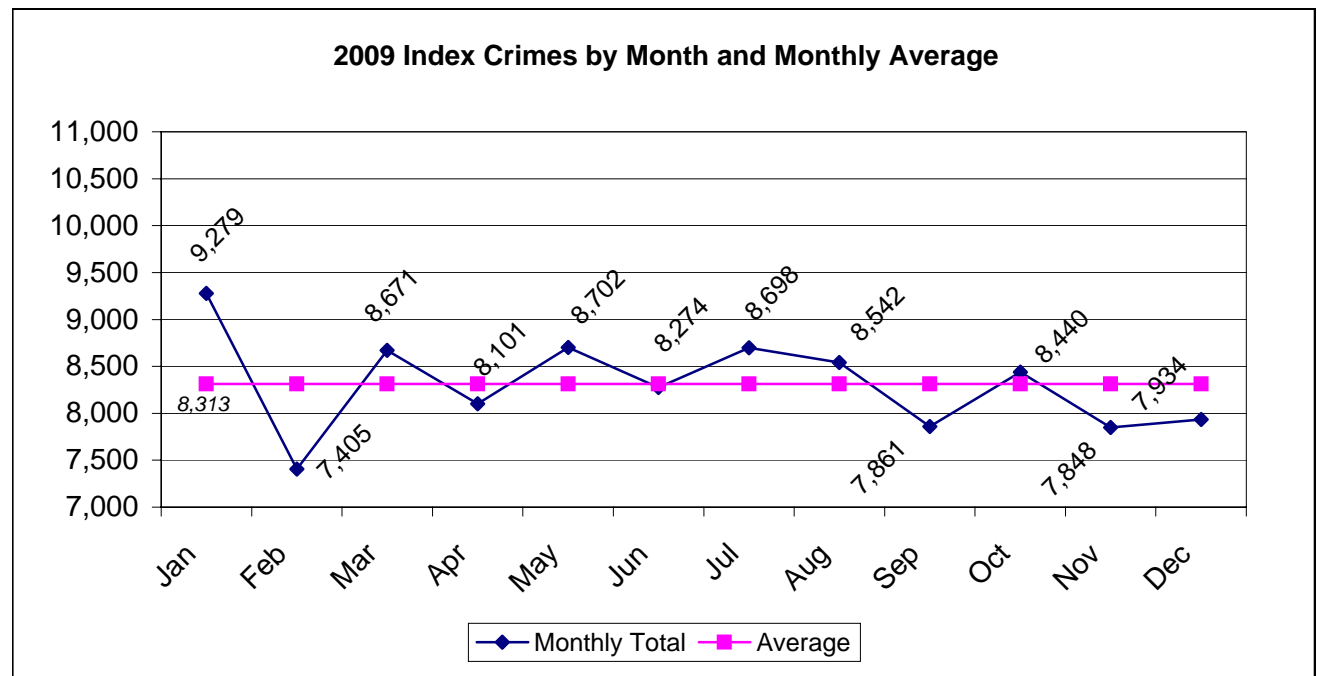
This page was intentionally left blank

2007-2009 Nevada Index Crimes

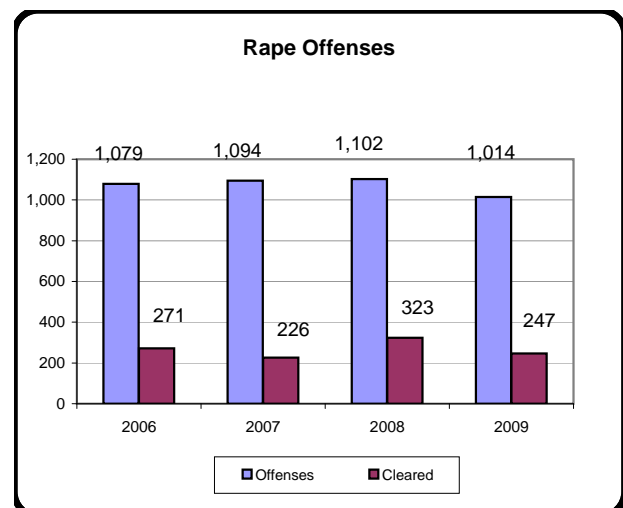
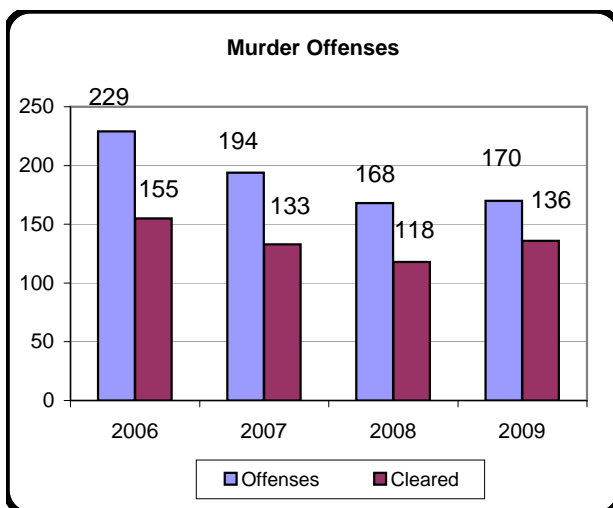
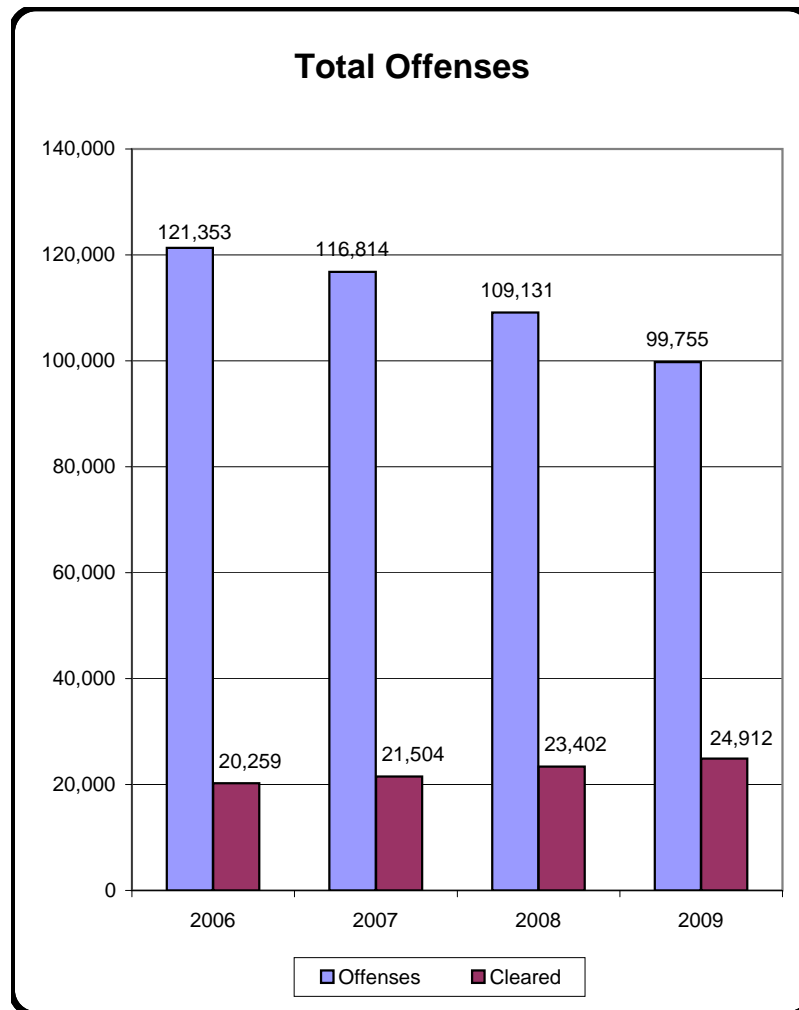
The figures displayed here represent the latest three calendar-years of data collection and compilation under the state-run Nevada UCR Program. Thirty-seven agencies are currently reporting UCR data, covering 99% of the state's population.

Crime rates as they appear in this publication are per 1,000 population. No attempt is made to incorporate transient populations or other factors which contribute to the ratio and the types of crime in given areas. Any effort to make comparisons of crime rates between areas should be tempered by these population and environmental variables.

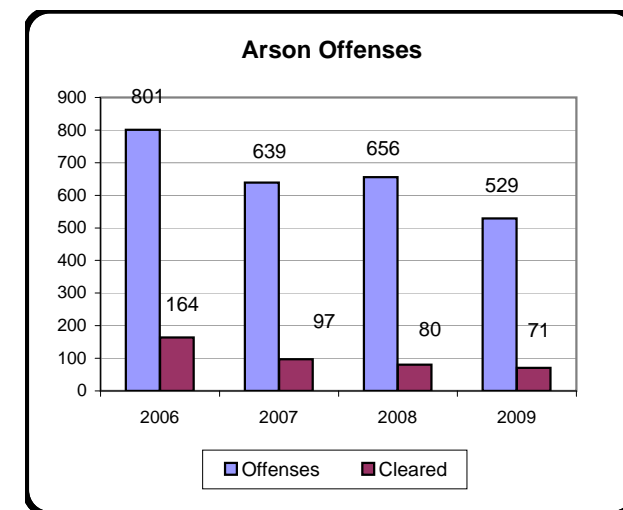
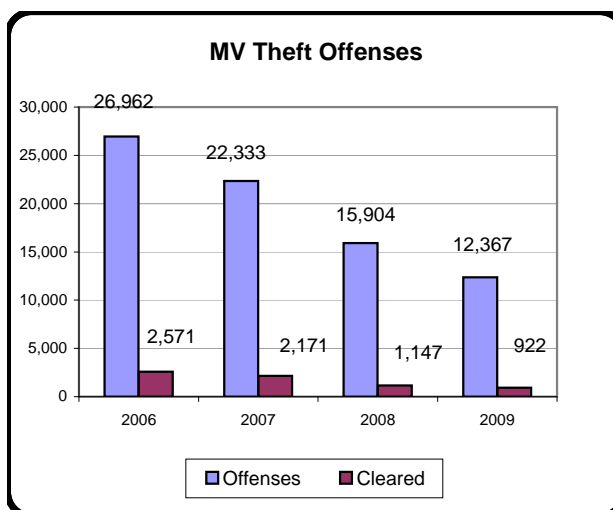
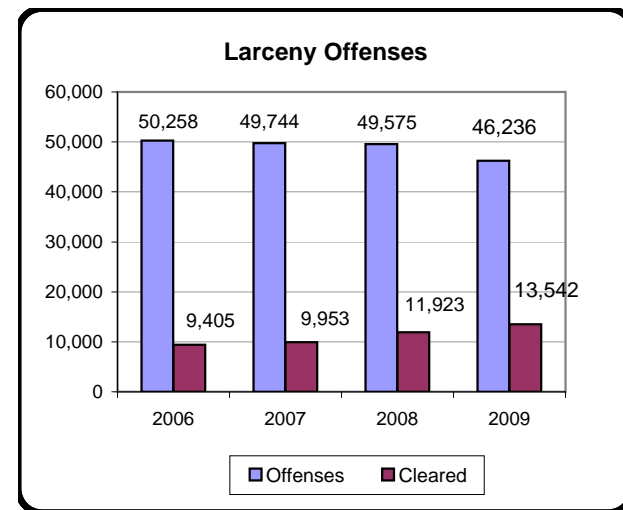
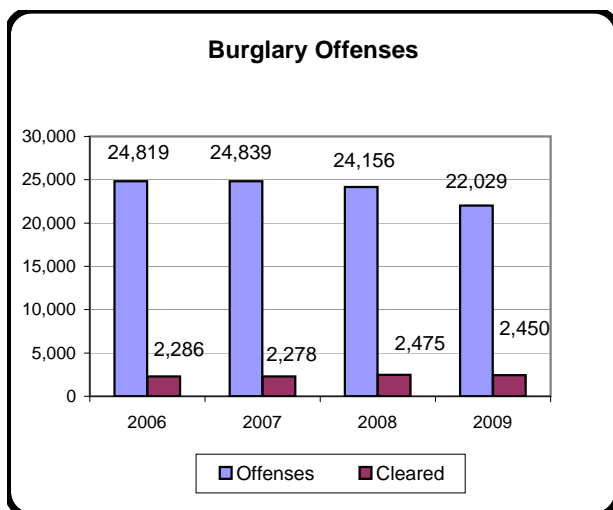
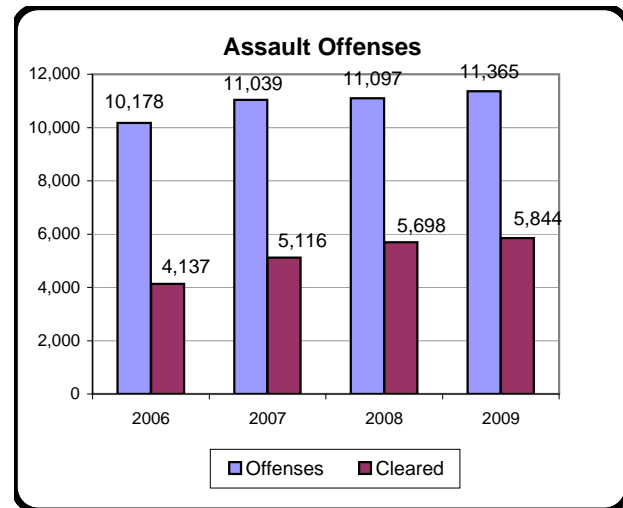
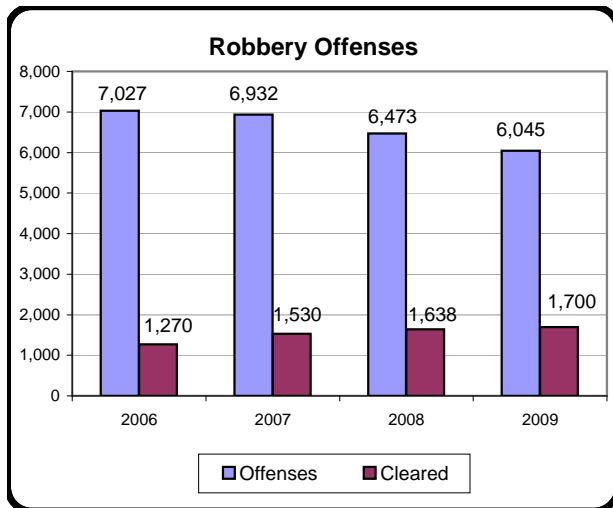
Offense	Number of Offenses			Percent of Total			Rate/1,000 Pop		
	2007	2008	2009	2007	2008	2009	2007	2008	2009
Murder	194	168	170	0.17	0.15	0.17	0.07	0.06	0.06
Rape	1,094	1,102	1,014	0.94	1.01	1.02	0.40	0.40	0.37
Robbery	6,932	6,473	6,045	5.93	5.93	6.06	2.55	2.36	2.21
Aggravated Assault	11,039	11,097	11,365	9.45	10.17	11.39	4.06	4.05	4.15
Burglary	24,839	24,156	22,029	21.26	22.13	22.08	9.14	8.82	8.04
Larceny	49,744	49,575	46,236	42.58	45.43	46.35	18.30	18.10	16.88
MV Theft	22,333	15,904	12,367	19.12	14.57	12.40	8.22	5.81	4.52
Arson	639	656	529	0.55	0.60	0.53	0.24	0.24	0.19
Total	116,814	109,131	99,755	100.00	100.00	100.00	42.97	39.85	36.42



Nevada Statewide Index Crimes, 2006 - 2009



Nevada Statewide Index Crimes, 2006 - 2009



Statewide Index Crimes/Clearances, Month to Month, 2009

	Murder	Rape	Robbery	Assault	Burglary	Larceny	MV Theft	Arson	Total
January									
# Offenses	17	75	618	856	2,208	4,264	1,199	42	9,279
# Clearances	15	23	148	432	232	1,258	66	4	2,178
February									
# Offenses	12	84	440	744	1,509	3,453	1,103	60	7,405
# Clearances	8	16	123	358	198	945	73	4	1,725
March									
# Offenses	10	101	563	910	1,760	4,065	1,205	57	8,671
# Clearances	9	24	157	434	238	1,192	79	9	2,142
April									
# Offenses	12	92	505	842	1,686	3,899	1,026	39	8,101
# Clearances	6	26	138	456	187	1,164	75	3	2,055
May									
# Offenses	18	105	547	1,107	1,852	3,979	1,044	50	8,702
# Clearances	19	19	143	546	221	1,175	77	14	2,214
June									
# Offenses	15	64	491	1,054	1,687	3,810	1,123	30	8,274
# Clearances	8	14	160	549	194	1,015	73	3	2,016
July									
# Offenses	14	100	488	1,142	1,893	3,920	1,087	54	8,698
# Clearances	12	31	150	555	204	1,022	82	7	2,063
August									
# Offenses	16	88	498	1,072	1,830	3,946	1,048	44	8,542
# Clearances	14	14	130	589	222	1,062	107	6	2,144
September									
# Offenses	15	82	495	990	1,857	3,527	852	43	7,861
# Clearances	12	34	133	538	203	1,040	88	9	2,057
October									
# Offenses	14	80	497	937	1,897	3,957	1,016	42	8,440
# Clearances	10	19	137	500	204	1,167	70	7	2,114
November									
# Offenses	14	76	439	839	1,929	3,666	855	30	7,848
# Clearances	10	15	153	439	172	1,163	68	2	2,022
December									
# Offenses	13	67	464	872	1,921	3,750	809	38	7,934
# Clearances	13	12	128	448	175	1,339	64	3	2,182
Total									
# Offenses	170	1,014	6,045	11,365	22,029	46,236	12,367	529	99,755
# Clearances	136	247	1,700	5,844	2,450	13,542	922	71	24,912
Index Crime Rate									
per 1,000 Population	0.06	0.37	2.21	4.15	8.04	16.88	4.52	0.19	36.42

*The criminal statistics within this publication are only those criminal statistics reported to the Uniform Crime Reporting Program by the participating law enforcement agencies.

Total Index Crimes In Nevada, 2000-2009

	Murder	Rape	Robbery	Assault	Burglary	Larceny	MV Theft	Arson	Total Index Offenses	Rate/ 1,000 Pop.
2000	130	860	4,543	4,943	17,526	44,125	13,172	581	85,880	41.55
2001	186	883	4,932	6,337	17,710	45,072	14,703	536	90,359	42.37
2002	184	930	5,119	7,634	18,953	47,461	17,485	630	98,396	44.60
2003	197	871	5,215	7,528	21,962	53,325	20,849	573	110,520	48.12
2004	180	954	4,905	8,348	23,137	52,437	22,636	692	113,289	44.98
2005	210	1,015	4,709	8,727	23,458	51,983	26,934	777	117,813	46.77
2006	229	1,079	7,027	10,178	24,819	50,258	26,962	801	121,353	46.26
2007	194	1,094	6,932	11,039	24,839	49,744	22,333	639	116,814	42.97
2008	168	1,102	6,473	11,097	24,156	49,575	15,904	656	109,131	39.20
2009	170	1,014	6,045	11,365	22,029	46,236	12,367	529	99,755	35.83
TOTAL	1,848	9,802	55,900	87,196	218,589	490,216	193,345	6,414	1,063,310	--
AVERAGE	185	980	5,590	8,720	21,859	49,022	19,335	641	106,331	

*The criminal statistics within this publication are only those criminal statistics reported to the Uniform Crime Reporting Program by the participating law enforcement agencies.

Total 2009 Index Crimes and Clearances by County and Month

	Jan		Feb		Mar		Apr		May		June		July		Aug		Sep		Oct		Nov		Dec		Total Index Crimes	Total Index Crimes Cleared
Carson	118	44	102	40	123	53	113	52	104	38	112	50	121	38	120	36	114	47	115	45	93	34	108	39	1,343	516
Churchill	53	33	29	6	58	22	40	10	55	15	55	18	50	29	58	14	57	18	51	10	32	15	31	7	569	197
Clark	7,369	1,614	5,959	1,338	6,607	1,539	6,222	1,532	6,780	1,648	6,420	1,487	6,581	1,466	6,441	1,539	5,961	1,531	6,492	1,533	6,051	1,534	6,343	1,729	77,226	18,490
Douglas	82	20	54	18	76	15	60	12	77	14	80	19	85	21	78	21	65	13	66	19	46	8	50	18	819	198
Elko	79	22	79	15	86	26	98	17	116	23	97	19	132	22	124	26	121	22	113	18	90	15	84	21	1,219	246
Esmeralda	1	0	1	1	1	1	0	0	0	0	2	2	0	0	1	1	0	0	0	0	0	0	0	0	6	5
Eureka	3	1	1	1	2	2	0	0	6	2	1	0	3	1	4	2	4	2	4	0	4	0	2	1	34	12
Humboldt	21	10	25	9	36	15	29	13	26	11	17	13	35	17	25	11	13	8	21	14	16	11	19	12	283	144
Lander	15	5	27	12	10	3	19	4	13	9	6	3	19	15	21	14	12	7	15	11	14	8	11	4	182	95
Lincoln	2	1	2	0	8	1	4	0	12	6	8	0	7	6	4	4	5	1	11	6	5	1	3	2	71	28
Lyon	60	21	59	22	78	24	54	24	80	32	49	16	87	24	79	30	81	33	63	22	76	30	55	21	821	299
Mineral	4	2	3	1	5	3	3	0	6	6	5	5	6	6	10	9	9	8	5	1	3	2	4	2	63	45
Nye	94	36	71	22	80	33	80	22	89	36	68	27	93	34	89	25	83	16	127	40	109	19	127	17	1,110	327
Pershing	8	6	9	3	8	7	-1	1	7	2	14	8	14	7	15	4	15	9	12	8	11	5	12	6	124	66
Storey	5	0	5	0	4	0	5	1	3	0	8	0	15	5	7	0	4	1	5	1	4	0	6	0	71	8
Washoe	1,355	361	974	236	1,483	398	1,365	363	1,312	368	1,323	344	1,435	370	1,450	402	1,312	338	1,320	386	1,282	338	1,071	302	15,682	4,206
White Pine	10	2	5	1	6	0	10	4	16	4	9	5	15	2	16	6	5	3	20	0	12	2	8	1	132	30
2009 Total	9,279	2,178	7,405	1,725	8,671	2,142	8,101	2,055	8,702	2,214	8,274	2,016	8,698	2,063	8,542	2,144	7,861	2,057	8,440	2,114	7,848	2,022	7,934	2,182	99,755	24,912

*The criminal statistics within this publication are only those criminal statistics reported to the Uniform Crime Reporting Program by the participating law enforcement agencies.

2009 Annual Crimes/Clearances Summary

County/Agency	Est. Pop	Murder		Rape		Robbery		Assault		Burglary		Larceny		MV Theft		Arson		Total Crimes	Crime Rate	Total Clear.	Clear. Percent
Carson County																					
Carson SO	57,600	0	0	1	0	26	17	153	93	268	61	797	314	86	28	12	3	1,343	23.32	516	38.42%
County Total	57,600	0	0	1	0	26	17	153	93	268	61	797	314	86	28	12	3	1,343	23.32	516	38.42%
Churchill County																					
Churchill SO	17,723	0	0	5	2	0	0	18	15	46	22	113	38	15	6	2	1	199	11.23	84	42.21%
Fallon PD	9,258	0	0	1	0	3	1	25	16	64	18	268	72	8	5	1	1	370	39.97	113	30.54%
County Total	26,981	0	0	6	2	3	1	43	31	110	40	381	110	23	11	3	2	569	21.09	197	34.62%
Clark County																					
Boulder PD	16,684	1	0	0	0	2	0	11	6	50	5	61	8	8	0	2	1	135	8.09	20	14.81%
Clark Co. Schools PD*	313,600	0	0	4	0	44	24	30	18	180	41	794	131	35	5	32	17	1,119	3.57	236	21.09%
Henderson PD	269,538	4	4	56	36	257	83	295	198	1,411	310	3,141	997	619	25	72	11	5,855	21.72	1,664	28.42%
LV Metro PD	1,447,079	122	95	698	128	4,495	1,181	7,735	3,608	13,512	923	25,229	7,934	8,927	536	193	0	60,911	42.09	14,405	23.65%
LV Fire Dept*																78	7	78	N/A	7	8.97%
Mesquite PD	19,754	0	0	0	1	8	6	4	2	50	11	177	66	16	4	1	0	256	12.96	90	35.16%
North Las Vegas PD	214,661	17	11	51	24	587	158	1,013	650	1,913	175	3,436	829	1,166	68	20	4	8,203	38.21	1,919	23.39%
Taxicab Authority	0	0	0	0	0	3	3	1	1	8	6	449	122	0	0	0	0	461	0.00	132	28.63%
UNLV PD*	30,850	0	0	1	0	2	0	4	3	30	1	151	11	18	1	1	0	207	6.71	16	7.73%
County Total	1,967,716	144	110	810	189	5,398	1,455	9,093	4,486	17,154	1,472	33,438	10,098	10,789	639	399	40	77,225	39.25	18,489	23.94%
Douglas County																					
Douglas SO	52,131	1	1	10	2	9	3	87	56	176	24	500	106	30	4	6	2	819	15.71	198	24.18%
County Total	52,131	1	1	10	2	9	3	87	56	176	24	500	106	30	4	6	2	819	15.71	198	24.18%

*The criminal statistics within this publication are only those statistics reported to the Uniform Crime Reporting Program by the participating law enforcement agencies.

2009 Annual Crimes/Clearances Summary

County/Agency	Est. Pop	Murder		Rape		Robbery		Assault		Burglary		Larceny		MV Theft		Arson		Total Crimes	Crime Rate	Total Clear.	Clear. Percent
Elko County																					
Elko SO (+Wells)	23,004	0	0	7	2	2	0	16	9	79	11	98	20	24	11	1	0	227	9.87	53	23.35%
Carlin PD	2,281	0	0	1	1	0	0	10	10	17	13	13	9	10	5	0	0	51	22.36	38	74.51%
Elko PD	18,183	0	0	18	0	10	4	60	32	181	22	435	68	49	3	4	0	757	41.63	129	17.04%
West Wendover PD	4,871	0	0	9	0	5	0	15	2	57	10	88	14	7	0	3	0	184	37.77	26	14.13%
County Total	48,339	0	0	35	3	17	4	101	53	334	56	634	111	90	19	8	0	1,219	25.22	246	20.18%
Esmeralda County																					
Esmeralda SO	1,262	0	0	0	0	0	0	4	3	0	0	2	2	0	0	0	0	6	4.75	5	83.33%
County Total	1,262	0	0	0	0	0	0	4	3	0	0	2	2	0	0	0	0	6	4.75	5	83.33%
Eureka County																					
Eureka SO	1,460	0	0	1	1	0	0	8	8	13	2	10	0	2	1	0	0	34	23.29	12	35.29%
County Total	1,460	0	0	1	1	0	0	8	8	13	2	10	0	2	1	0	0	34	23.29	12	35.29%
Humboldt County																					
Humboldt SO	10,108	0	0	0	0	1	1	50	47	18	6	17	4	6	2	1	0	93	9.20	60	64.52%
Winnemucca PD	7,643	1	1	1	0	2	1	24	18	52	17	93	46	16	1	1	0	190	24.86	84	44.21%
County Total	17,751	1	1	1	0	3	2	74	65	70	23	110	50	22	3	2	0	283	15.94	144	50.88%
Lander County																					
Lander SO	5,655	0	0	8	5	0	0	15	12	75	29	66	35	18	14	0	0	182	32.18	95	52.20%
County Total	5,655	0	0	8	5	0	0	15	12	75	29	66	35	18	14	0	0	182	32.18	95	52.20%

*The criminal statistics within this publication are only those statistics reported to the Uniform Crime Reporting Program by the participating law enforcement agencies.

2009 Annual Crimes/Clearances Summary

County/Agency	Est. Pop	Murder		Rape		Robbery		Assault		Burglary		Larceny		MV Theft		Arson		Total Crimes	Crime Rate	Total Clear.	Clear. Percent
Lincoln County																					
Lincoln SO	3,987	0	2	0	0	0	0	2	2	4	4	38	8	9	4	18	8	71	17.81	28	39.44%
County Total	3,987	0	2	0	0	0	0	2	2	4	4	38	8	9	4	18	8	71	17.81	28	39.44%
Lyon County																					
Lyon SO	50,774	0	0	2	2	5	2	104	96	177	35	399	142	58	20	3	2	748	14.73	299	39.97%
Yerington PD	3,257	0	0	0	0	0	0	14	0	47	0	12	0	0	0	0	0	73	22.41	0	0.00%
County Total	54,031	0	0	2	2	5	2	118	96	224	35	411	142	58	20	3	2	821	15.19	299	36.42%
Mineral County																					
Mineral SO	4,399	0	0	0	0	0	0	32	32	14	5	10	4	6	3	1	1	63	14.32	45	71.43%
County Total	4,399	0	0	0	0	0	0	32	32	14	5	10	4	6	3	1	1	63	14.32	45	71.43%
Nye County																					
Nye SO	44,795	2	2	11	9	48	26	124	83	321	43	500	148	96	13	8	3	1,110	24.78	327	29.46%
County Total	44,795	2	2	11	9	48	26	124	83	321	43	500	148	96	13	8	3	1,110	24.78	327	29.46%
Pershing County																					
Pershing SO	4,528	0	0	3	0	0	0	17	12	15	4	22	6	1	0	0	0	58	12.81	22	37.93%
Lovelock PD	2,427	0	0	1	0	0	0	7	4	23	15	34	24	1	1	0	0	66	27.19	44	66.67%
County Total	6,955	0	0	4	0	0	0	24	16	38	19	56	30	2	1	0	0	124	17.83	66	53.23%
Storey County																					
Storey SO	4,110	1	1	0	0	1	0	5	4	19	2	42	0	3	1	0	0	71	17.27	8	11.27%
County Total	4,110	1	1	0	0	1	0	5	4	19	2	42	0	3	1	0	0	71	17.27	8	11.27%

*The criminal statistics within this publication are only those statistics reported to the Uniform Crime Reporting Program by the participating law enforcement agencies.

2009 Annual Crimes/Clearances Summary

County/Agency	Est. Pop	Murder		Rape		Robbery		Assault		Burglary		Larceny		MV Theft		Arson		Total Crimes	Crime Rate	Total Clear.	Clear. Percent
Washoe County																					
Washoe SO	106,868	5	4	0	0	11	3	251	169	445	86	801	99	122	19	2	0	1,637	15.32	380	23.21%
Reno PD	214,371	10	9	84	13	409	142	971	476	1,848	260	6,209	1,533	753	87	33	2	10,317	48.13	2,522	24.45%
Sparks PD	87,846	5	5	40	20	112	43	242	144	850	285	2,007	689	248	53	24	7	3,528	40.16	1,246	35.32%
UNR PD*	16,671	0	0	0	0	0	0	0	0	0	0	0	0	0	0	0	0	0	0.00	0	0.00%
Washoe Co Schl PD*	68,366	0	0	0	0	1	1	6	5	17	3	138	46	3	1	8	0	0	0.00	56	0.00%
TMCC PD*	14,161	0	0	0	0	1	0	1	1	12	1	13	0	0	0	0	0	27	1.91	2	7.41%
County Total	409,085	20	18	124	33	534	189	1,471	795	3,172	635	9,168	2,367	1,126	160	67	9	15,509	37.91	4,206	27.12%
White Pine County																					
White Pine SO	9,542	1	1	1	1	1	1	11	9	37	0	73	17	7	1	2	1	133	13.94	31	23.31%
County Total	9,542	1	1	1	1	1	1	11	9	37	0	73	17	7	1	2	1	133	13.94	31	23.31%
Statewide Totals																					
Grand Total	2,715,799	170	136	1,014	247	6,045	1,700	11,365	5,844	22,029	2,450	46,236	13,542	12,367	922	529	71	99,755	36.73	24,912	24.97%

* School population figures are not included in the county totals.

These population figures are those reported by the Nevada State Demographer.

Comparison of Crimes/Clearances

2009

Nevada vs National Index Crime Rates

Per 1,000 Population

	Murder	Rape	Robbery	Assault	Burglary	Larceny	MV Theft	Arson	Total
Nevada									
2006	0.09	0.41	2.68	3.88	9.46	19.16	10.28	0.31	46.26
2007	0.07	0.40	2.55	4.06	9.14	18.30	8.22	0.24	42.97
2008	0.06	0.40	2.36	4.05	8.82	18.10	5.81	0.24	39.85
2009	0.06	0.37	2.21	4.15	8.04	16.88	4.52	0.19	36.42
National									
2006	0.06	0.31	1.49	2.88	7.29	22.07	3.98	0.27	38.35
2007	0.01	0.30	1.48	2.84	7.23	21.78	3.63	0.25	37.52
2008	0.05	0.29	1.45	2.75	7.31	21.67	3.15	0.20	36.87

Nevada vs National Crime Clearance Rates

By Percent

	Murder	Rape	Robbery	Assault	Burglary	Larceny	MV Theft	Arson	Total
Nevada									
2006	67.69	25.12	18.07	40.65	9.21	18.71	9.54	20.47	16.69
2007	68.56	20.66	22.07	46.34	9.17	20.01	9.72	15.18	18.41
2008	70.24	29.31	25.31	51.35	10.25	24.05	7.21	12.20	21.44
2009	80.00	24.36	28.12	51.42	11.12	29.29	7.46	13.42	24.97
National									
2006	56.40	38.70	24.20	52.10	11.10	15.70	9.70	14.80	22.27
2007	61.20	40.00	25.90	54.10	12.40	18.60	12.60	18.30	24.31
2008	63.60	40.40	26.80	54.90	12.50	19.90	12.00	17.80	24.79

*The criminal statistics within this publication are only those criminal statistics reported to the Uniform Crime Reporting Program by the participating law enforcement agencies.

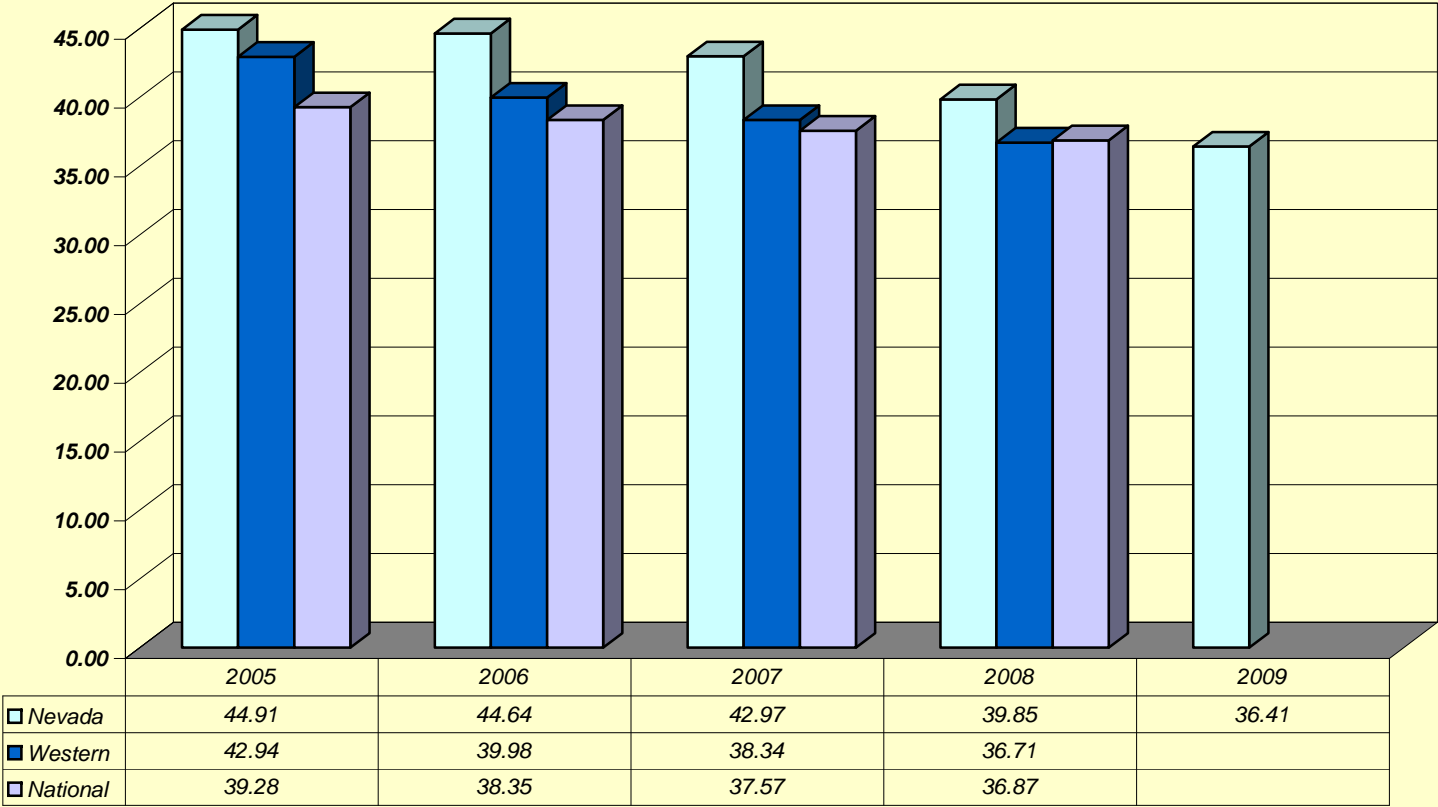
Comparison of Index Crime Rates per 1,000 population 2005-2009

	Murder	Rape	Robbery	Assault	Burglary	Larceny	MV Theft	Arson	Total
2005									
Nevada	0.08	0.39	1.80	3.33	8.94	19.82	10.27	0.30	44.91
Western	0.06	0.33	1.38	2.92	7.57	23.52	6.85	0.31	42.94
National	0.060	0.320	1.410	2.910	7.270	22.860	4.180	0.270	39.280
2006									
Nevada	0.08	0.40	2.59	3.74	9.13	18.49	9.92	0.29	44.64
Western	0.05	0.31	1.55	2.86	7.20	21.35	6.34	0.32	39.98
National	0.060	0.310	1.490	2.880	7.290	22.070	3.980	0.270	38.350
2007									
Nevada	0.07	0.40	2.55	4.06	9.14	18.30	8.22	0.24	42.97
Western	0.05	0.31	1.50	2.77	6.90	20.95	5.57	0.29	38.34
National	0.060	0.300	1.480	2.840	7.230	21.780	3.630	0.247	37.567
2008									
Nevada	0.06	0.41	2.38	4.08	8.89	18.24	5.85	0.24	40.15
Western	0.05	0.30	1.46	2.64	6.79	20.63	4.58	0.26	36.71
National	0.05	0.29	1.45	2.75	7.31	21.67	3.15	0.20	36.87
2009									
Nevada	0.06	0.37	2.21	4.15	8.04	16.88	4.52	0.19	36.42
Western	n/a	n/a	n/a	n/a	n/a	n/a	n/a	n/a	n/a
National	n/a	n/a	n/a	n/a	n/a	n/a	n/a	n/a	n/a

The Western States consist of Arizona, Colorado, Idaho, Montana, Nevada, New Mexico, Utah and Wyoming.

*The criminal statistics within this publication are only those criminal statistics reported to the Uniform Crime Reporting Program by the participating law enforcement agencies.

**Total Index Crime Rates
Nevada, Western States, National**



*The criminal statistics within this publication are only those criminal statistics reported to the Uniform Crime Reporting Program by the participating law enforcement agencies.

VIOLENT CRIMES

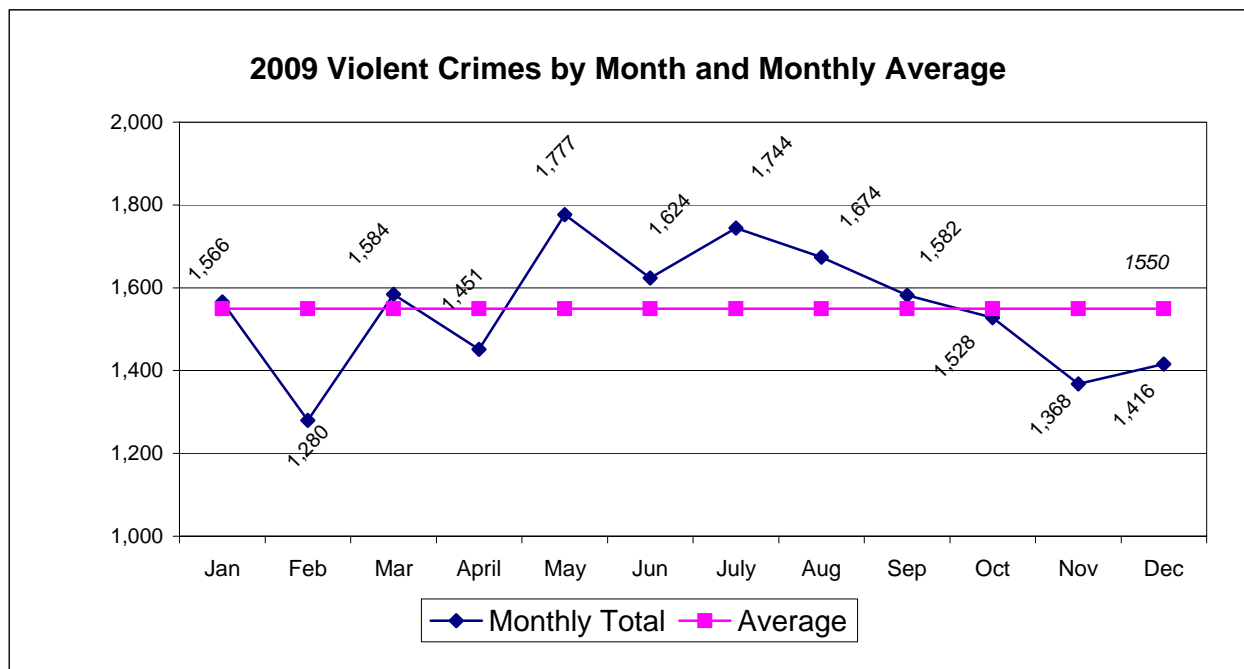
2009

Crime Clock - One Violent Crime Every 28 Minutes, 16 Seconds

Crimes of violence involve the element of personal confrontation between the perpetrator and victim and entail the threat or use of violence. By their very nature, violent crimes (murder, rape, robbery and aggravated assault) are considered more serious than property crimes. The total number indicates only the number of incidents reported to enforcement and does not reflect the number of criminals who committed them or the number of injuries inflicted.

The 2009 violent crime rate in Nevada was 6.8 offenses per 1,000 population. Violent crimes represented 18.6% of all reported index crimes. Enforcement agencies cleared 7,927 violent crimes for a 42.6% clearance rate.

	2006	2007	Number Change	Percent Change	2008	2009	Number Change	Percent Change
Murder	229	194	-35	-15.3%	168	170	2	1.2%
Rape	1,079	1,094	15	1.4%	1,102	1,014	-88	-8.0%
Robbery	7,027	6,932	-95	-1.4%	6,473	6,045	-428	-6.6%
Agg. Assault	10,178	11,039	861	8.5%	11,097	11,365	268	2.4%
Totals	18,513	19,259	746	4.0%	18,840	18,594	-246	-1.3%



*The criminal statistics within this publication are only those criminal statistics reported to the Uniform Crime Reporting Program by the participating law enforcement agencies.

PROPERTY CRIMES

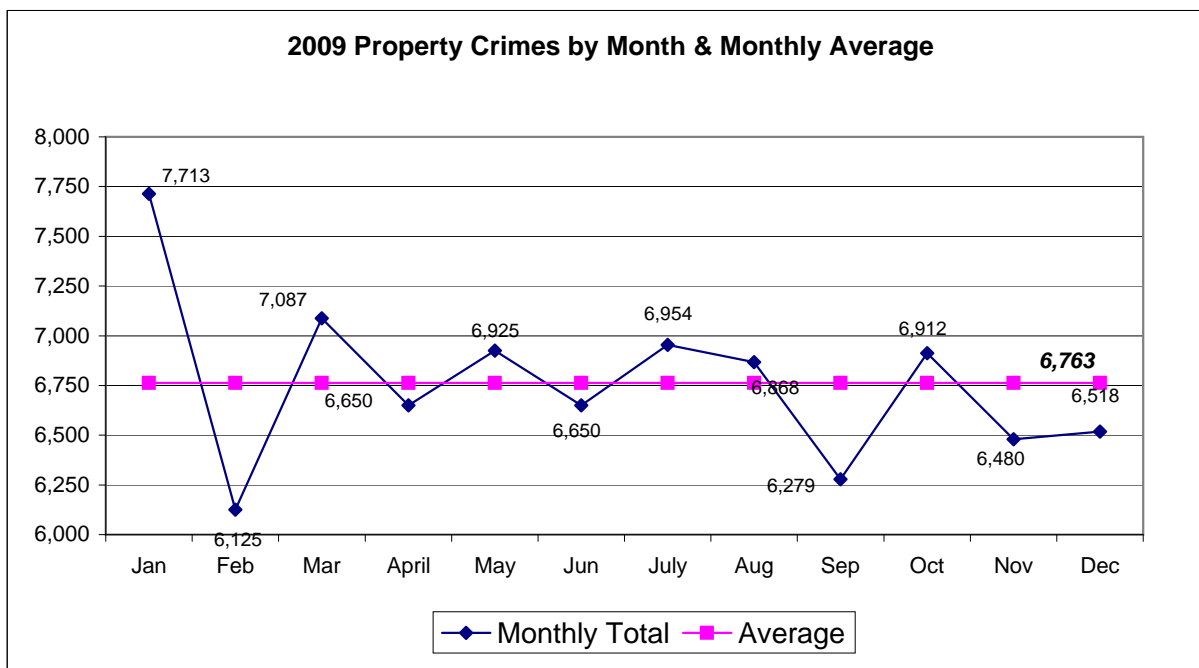
2009

Crime Clock - One Property Crime Every 6 Minutes, 28 Seconds

Property crimes include burglary, larceny, motor vehicle theft and arson. These crimes do not involve the threat of violence, but entail property taken from one by another, or the destruction of property by arson. Because arson is the most recent addition to the crime index, to this point in time, the UCR Program has not fully reported it along with the other offenses. The reason for this is not all agencies participating in the UCR Program have consistently reported arson information, thus data reliability is still marginal.

There were 81,161 property crimes reported in 2009, representing 81.4% of total reported index crimes. Enforcement agencies cleared 16,985 (21%) of the property offenses. Nevada's property crime rate per 1,000 population in 2009 was 29.6.

	2006	2007	Number Change	Percent Change	2008	2009	Number Change	Percent Change
Burglary	24,819	24,839	20	0.1%	24,156	22,029	-2,127	-8.8%
Larceny	50,258	49,744	-514	-1.0%	49,575	46,236	-3,339	-6.7%
MV Theft	26,962	22,333	-4,629	-17.2%	15,904	12,367	-3,537	-22.2%
Arson	801	639	-162	-20.2%	656	529	-127	-19.4%
Totals	102,840	97,555	-5,285	-5.1%	90,291	81,161	-9,130	-10.1%



*The criminal statistics within this publication are only those criminal statistics reported to the Uniform Crime Reporting Program by the participating law enforcement agencies.

This page was intentionally left blank

MURDER



"Teddy" is a golden retriever and joined the Carson City Sheriff's Office in 2007 and has conducted hundreds of searches. He is ready to work anytime, even when he gets called out in the middle of the night.

"Troy" is a black Labrador and joined the department in 2007. He is a very fun, playful, high energy dog that is always ready to work.



"Diesel" is a long haired German Shepard and joined the department in 2008 and is our newest dog just completing training in patrol work the beginning of December 2008. He began training in narcotics detection in 2009.

This page was intentionally left blank

MURDER AND NEGLIGENT MANSLAUGHTER

2009

Crime Clock - One Murder Every 2 Days, 3 Hours

Murder and non-negligent manslaughter are described by UCR as the willful (non-negligent) killing of one human being by another, or, if the death is the result of the commission of another criminal act.

Murder--NRS 200.010: "Murder is the unlawful killing of a human being . (1) With malice aforethought, either express or implied. (2) caused by a controlled substance which was sold, given, traded or otherwise made available to a person in violation of Chapter 453 of NRS." (3) Caused by a violation of NRS 453.3325

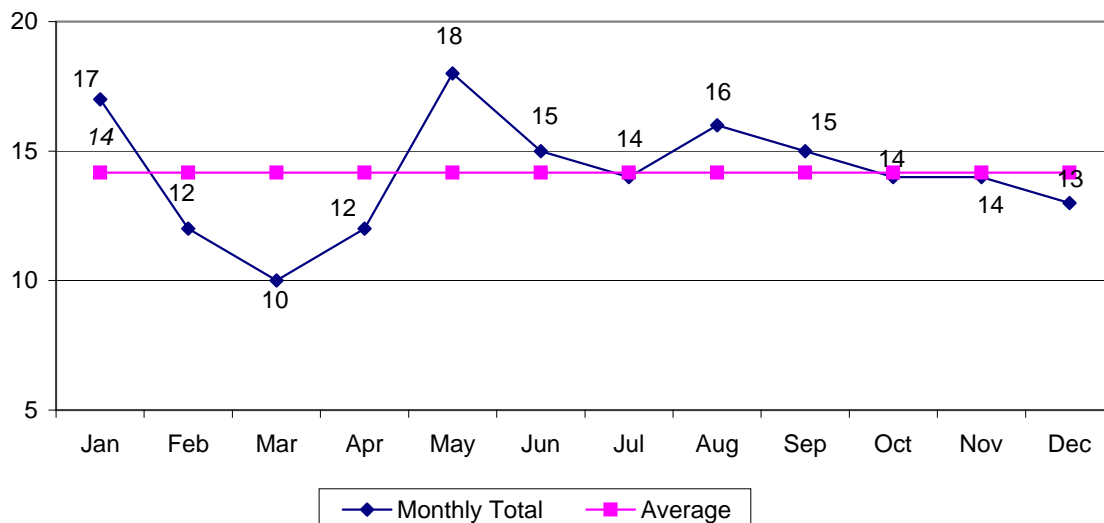
Manslaughter--NRS 200.040: (1) "Manslaughter: (a) Is the unlawful killing of a human being, without malice express or implied, and without any mixture of deliberation...(2) Manslaughter must be voluntary, upon a sudden heat of passion, caused by provocation apparently sufficient to make the passion irresistible; or, involuntary, in the commission of an unlawful act without due caution or circumspection. (3) Manslaughter does not include vehicular manslaughter

Included in this publication's count for this offense classification are deaths caused by negligence. Although manslaughter by negligence is recorded on the "offense known to police" form along with murder, it is not considered by the UCR Program to be an index offense. Attempts to murder or assaults to murder are scored as aggravated assaults and not murder.

Trends

	Number Reported	% Change from Previous Year	Rate/1,000
2005	210	16.7%	0.08
2006	229	9.0%	0.09
2007	194	-15.3%	0.07
2008	168	-13.4%	0.06
2009	170	1.2%	0.06

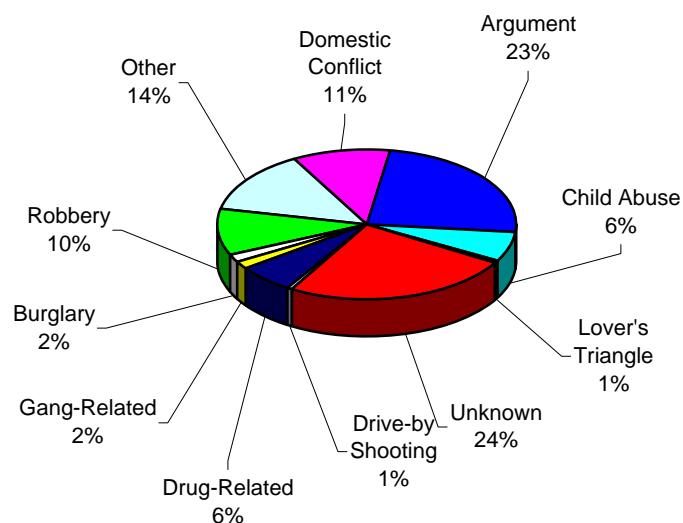
2009 Murder Offenses by Month & Monthly Average



*The criminal statistics within this publication are only those criminal statistics reported to the Uniform Crime Reporting Program by the participating law enforcement agencies 33

Murder Distribution by Circumstances and Relationship

Circumstances*	Number	% of Total
Burglary	3	2%
Robbery	17	10%
Other	23	14%
Domestic Conflict	18	11%
Argument	41	24%
Child Abuse	11	6%
Lover's Triangle	1	1%
Unknown	42	25%
Drive-by Shooting	1	1%
Drug-Related	10	6%
Gang-Related	3	2%
Total	170	100%



*Due to the unlimited set of possible circumstances surrounding homicides, it is difficult to provide clear-cut or precise statistical categories for all. To achieve uniformity, the number of circumstance categories has been kept to a minimum. Caution is suggested in drawing generalizations from the data without more deliberate analysis. This table makes no attempt to analyze the motives of offenders, but rather to display general circumstances surrounding events. Also note that it is possible to have more than one victim/murder for each circumstance.

**The number of relationships may not agree with the number of victims due to instances of multiple offenders or victims.

Relationship - Victim to Offender**	Number						% of Total				
	2005	2006	2007	2008	2009		2005	2006	2007	2008	2009
Wife	7	12	8	9	7		3.3%	5.2%	4.1%	5.4%	4.1%
Husband	1	4	1	1	3		0.5%	1.7%	0.5%	0.6%	1.8%
Son	2	5	2	1	6		1.0%	2.2%	1.0%	0.6%	3.5%
Daughter	4	4	2	4	7		1.9%	1.7%	1.0%	2.4%	4.1%
Other Family Member	12	4	9	7	11		5.7%	1.7%	4.6%	4.2%	6.5%
Total Family	26	29	22	22	34		12.4%	12.7%	11.3%	13.1%	20.0%
Dating Relationship	14	13	11	13	10		6.7%	5.7%	5.7%	7.7%	5.9%
Former Spouse	1	2	3	1	1		0.5%	0.9%	1.5%	0.6%	0.6%
Former Cohabitant	2	0	0	0	0		1.0%	0.0%	0.0%	0.0%	0.0%
Friend	2	14	4	5	7		1.0%	6.1%	2.1%	3.0%	4.1%
Acquaintance	42	43	35	33	41		20.0%	18.8%	18.0%	19.6%	24.1%
Stranger	30	26	34	43	30		14.3%	11.4%	17.5%	25.6%	17.6%
Unknown	93	102	85	51	47		44.3%	44.5%	43.8%	30.4%	27.6%
Total Other	184	200	172	146	136		87.6%	87.3%	88.7%	86.9%	80.0%
Total	210	229	194	168	170		100%	100%	100%	100%	100%

Murder Distribution by Age, Sex and Weapon, 2005 - 2009

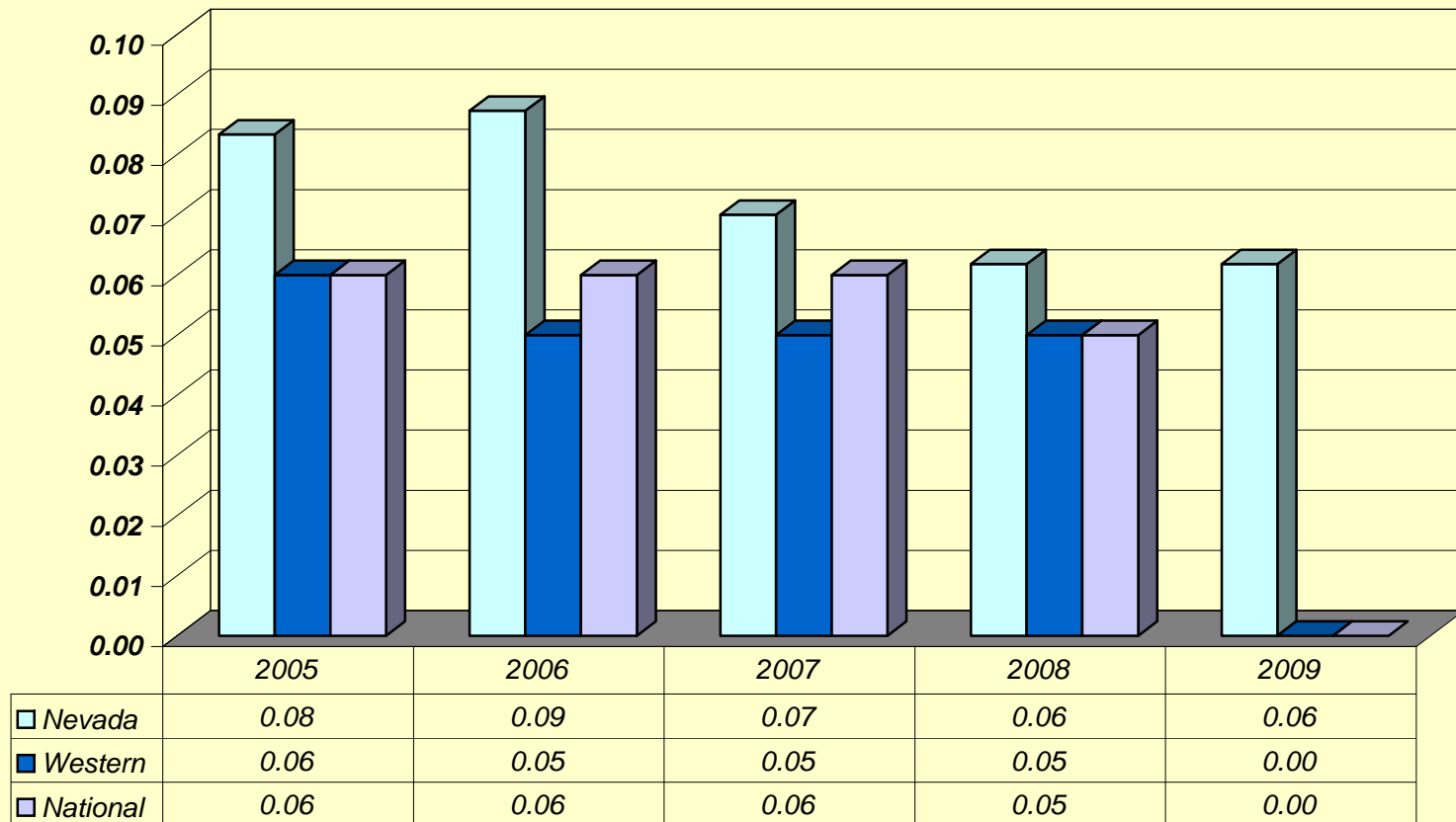
Victims	Male						Female					Cumulative Total
	2005	2006	2007	2008	2009		2005	2006	2007	2008	2009	
00 - 14	12	12	8	4	13		6	4	2	6	7	74
15 - 24	48	57	48	39	41		8	14	11	11	4	281
25 - 34	37	35	40	35	29		13	8	9	8	3	217
35 - 44	31	32	24	13	21		10	11	8	10	7	167
45 - 54	21	15	15	13	16		3	11	5	5	10	114
55 - 64	8	8	12	10	5		2	5	5	7	1	63
65+	2	8	2	2	5		5	6	3	3	8	44
Unknown	6	3	1	1	0		1	0	1	1	0	14
Total	165	170	150	117	130		48	59	44	51	40	974

Offenders	Male						Female					Cumulative Total
	2005	2006	2007	2008	2009		2005	2006	2007	2008	2009	
00 - 14	2	0	0	1	0		0	0	0	0	0	3
15 - 24	48	55	57	38	57		1	0	3	6	8	265
25 - 34	36	38	29	39	35		6	7	3	3	2	196
35 - 44	26	18	18	15	16		5	5	2	1	5	106
45 - 54	8	11	8	13	17		2	3	2	1	1	65
55 - 64	6	7	8	8	6		0	13	0	0	2	48
65+	3	9	2	2	4		1	0	1	1	1	23
Unknown*	76	90	80	38	42		1	0	0	10	1	589
Total	205	228	202	154	177		16	28	11	22	20	1,295

* 5 year compilation when the sex of the offender is unknown

Weapon	Number						% of Total				
	2005	2006	2007	2008	2009		2005	2006	2007	2008	2009
Handgun	86	104	90	91	91		41.0%	44.3%	46.2%	54.2%	53.5%
Long-gun	9	12	11	7	6		4.3%	5.1%	5.6%	4.2%	3.5%
Firearm, Unknown	33	21	23	0	3		15.7%	8.9%	11.8%	0.0%	1.8%
Knife, Cutting Device	28	37	25	30	20		13.3%	15.7%	12.8%	17.9%	11.8%
Hands, Fists, Feet	13	15	13	8	22		6.2%	6.4%	6.7%	4.8%	12.9%
Blunt Inst.	18	21	19	17	10		8.6%	8.9%	9.7%	10.1%	5.9%
Fire/Smoke Inhalation	1	14	0	0	0		0.5%	6.0%	0.0%	0.0%	0.0%
Asphyxiation/ Gas	8	4	4	4	3		3.8%	1.7%	2.1%	2.4%	1.8%
Unknown	8	6	6	8	3		3.8%	2.6%	3.1%	4.8%	1.8%
Other	6	1	4	3	12		2.9%	0.4%	2.1%	1.8%	7.1%
Total	210	235	195	168	170		100%	100%	100%	100%	100%

Murder Rates Nevada, Western States, National



*The criminal statistics within this publication are only those criminal statistics reported to the Uniform Crime Reporting Program by the participating law enforcement agencies.

RAPE



Washoe County Sheriff's Office

Crime Lab

One of only two (2) crime laboratories in the State of Nevada, the Washoe County Crime Lab provides forensic services to local, state and federal law enforcement agencies in 14 of the 17 Nevada counties. The Washoe County lab was established in the mid 1970s and has been accredited since 1994, achieving the status once again in 2005. The crime lab is a full service forensic laboratory supervised by a Commander and staffed by more than 35 individuals working in sworn and civilian capacities.

Latent Prints Section

The Latent Prints Section evaluates prints found at crime scenes and compares them to known suspects for identification purposes. In 2006, 1,177 cases were examined resulting in 204 identifications. This process has greatly improved over the years with the help of technology.

Forensic Investigation Section

The Forensic Investigation Section responded to over 600 crime scene investigation calls on cases ranging from property crimes to homicide. The six (6) full time investigators assigned to this unit are highly specialized and have the ability to examine and process major crime scenes dealing with murder, rape, robberies, clandestine drug labs and more.



This page was intentionally left blank

FORCIBLE RAPE

2009

Crime Clock - One Rape Every 8 Hours, 38 Minutes

Forcible rape, as defined in the UCR Program, is the carnal knowledge of a female forcibly and against her will. Assaults or attempts to commit rape by force or threat of force are also included. Statutory rape (without force) and other sex offenses are excluded.

Sexual Assault--NRS 200.366: (1) "A person who subjects another person to sexual penetration, or who forces another person to make a sexual penetration on himself or another, or on a beast, against the victim's will or under conditions in which the perpetrator knows or should know that the victim is mentally or physically incapable of resisting or understanding the nature of his conduct, is guilty of sexual assault."

Forcible rape differs from other violent crimes in that the victim, in many cases, is reluctant to report the offense to police. The investigation by police, medical examination, court procedure, embarrassment and fear of accompanying stigma all have a deterrent effect on the victim's willingness to make the offense known to police.

Most rapes in Nevada in 2009 occurred during the months of March, July, August accounting for 347 (31.49%) of the yearly total of 1,102. July had the highest monthly total at 124 (11.25%).

Law enforcement was able to clear 24.36% of forcible rapes in 2009

Trends

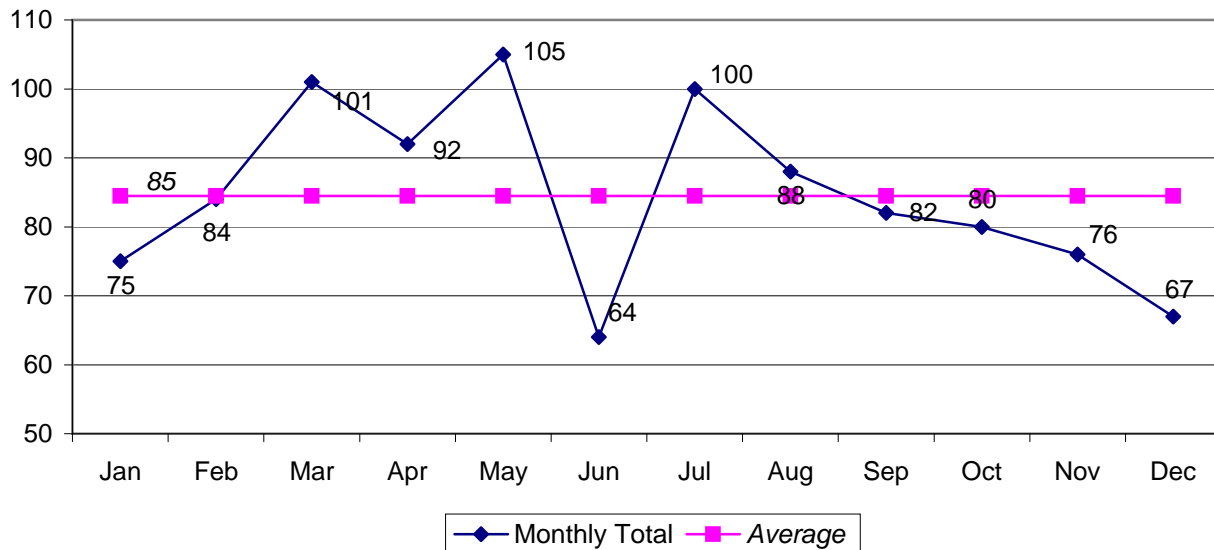
	Number Reported	% Change from Previous Year	Rate/1,000
2005	1,015	6.39%	0.39
2006	1,079	6.31%	0.41
2007	1,094	1.39%	0.40
2008	1,102	0.73%	0.41
2009	1,014	-7.99%	0.37

Forcible and Attempted Rapes

	Forcible	Attempted	Total
2005	818	197	1,015
2006	923	156	1,079
2007	924	170	1,094
2008	926	176	1,102
2009	872	142	1,014

*The criminal statistics within this publication are only those criminal statistics reported to the Uniform Crime Reporting Program by the participating law enforcement agencies.

2009 Rape Offenses by Month & Monthly Average

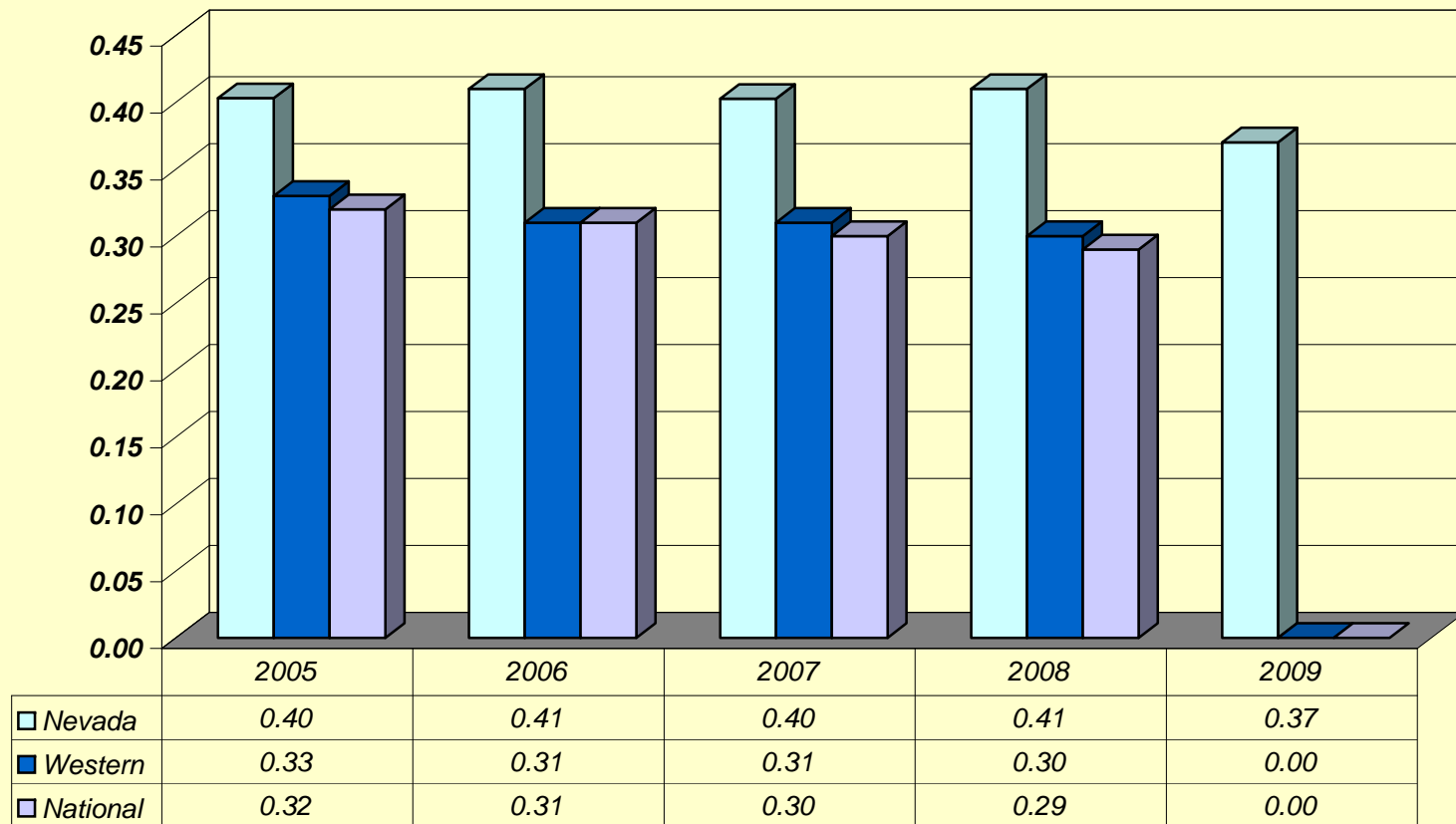


Profile of Persons Arrested

AGE	2005	2006	2007	2008	2009	5-year Total
17 and Under	29	26	24	32	18	129
18-24	50	42	45	67	41	245
25-29	27	31	17	36	27	138
30-34	20	23	26	25	39	133
35-39	23	29	33	31	30	146
40 and Over	49	54	47	73	49	272
Total	198	205	192	264	204	1,063

Male	196	202	189	264	203	1,054
Female	2	3	3	2	1	11

Rape Rates Nevada, Western States, National



This page was intentionally left blank

ROBBERY



Washoe County Sheriff's Office

Repeat Offender Program

The Detective Division has one detective assigned to the Repeat Offender Program (ROP). ROP is comprised of officers from Washoe County Sheriff's Office, the Reno Police Department, and the Sparks Police Department whose mission is to identify career criminals. It is estimated that 20% of the criminals commit 80% of the crime. ROP targets these repeat offenders proactively in an effort to improve the safety of our community.

Firearms Investigation Unit

In 2006 the Washoe County Sheriff's Office received 320 firearms related cases. The Firearms Investigation Unit (FIU) investigated 66 cases where prohibited people were found to be in possession of firearms. The FIU also investigated 75 stolen firearm cases, 15 found firearm cases and completed 76 firearm dispositions.

Domestic Violence Unit

The Domestic Violence Unit (DVU) is responsible for investigating or conducting follow-up investigations for all domestic violence related cases in the unincorporated area of Washoe County. These cases include domestic battery, stalking, harassment and protection order violations.



This page was intentionally left blank

ROBBERY

2009

Crime Clock - One Robbery Every 1 Hour, 27 Minutes

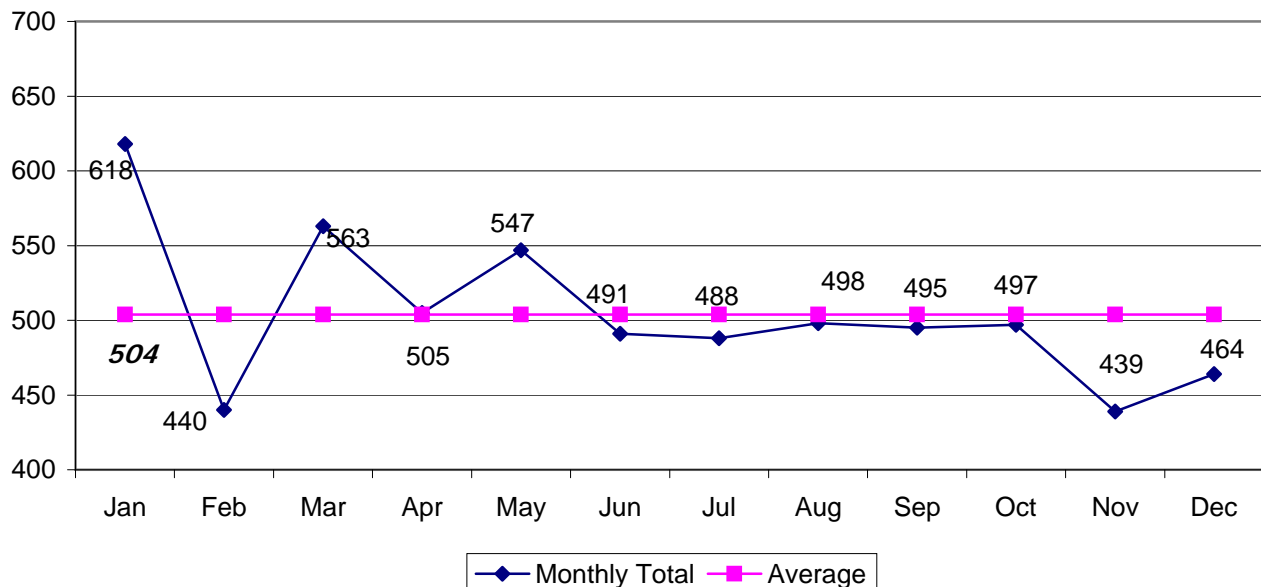
Robbery is defined by UCR as "the felonious and forcible taking of the property of another against his will by violence or by putting him in fear." All attempts to rob are included in the UCR report.

Robbery--NRS 200.380: "Robbery is the unlawful taking of personal property from the person of another, or in the presence, against his will, by means of force or violence or fear of injury, immediate or future, to his person or property, or the person or property of a member of his family, or of anyone in his company at the time of the robbery. A taking is by means of force or fear if used to: (a) Obtain or retain possession of the property; (b) Prevent or overcome resistance to the taking; or (c) Facilitate escape. The degree of force used is immaterial if it is used to compel acquiescence to the taking of or escaping with the property. A taking constitutes robbery whenever it appears that, although the taking was fully completed without the knowledge of the person from whom taken, such knowledge was prevented by the use of force or fear."

Trends

	Number Reported	% Change from Previous Year	Rate/1,000
2005	4,709	-4.00%	1.80
2006	7,027	49.22%	2.68
2007	6,932	-1.35%	2.55
2008	6,473	-6.62%	2.36
2009	6,045	-6.61%	2.21

2009 Robbery Offenses by Month & Monthly Average



*The criminal statistics within this publication are only those criminal statistics reported to the Uniform Crime Reporting Program by the participating law enforcement agencies.

Robbery

Weapon Types, Persons Arrested, Offenses by Location

Weapon Types Used

TYPE	2005	2006	2007	2008	2009	5-year Total
Firearm	1,992	3,476	3,043	2,693	2,292	13,496
Knife	525	612	619	593	525	2,874
Other Weapon	422	483	604	557	517	2,583
Strong Arm	1,770	2,456	2,666	2,630	2,711	12,233
Total	4,709	7,027	6,932	6,473	6,045	31,186

Profile of Persons Arrested

AGE	2005	2006	2007	2008	2009	5-year Total
17 and Under	191	252	285	367	441	1,536
18-24	478	631	657	680	727	3,173
25-29	202	268	242	246	294	1,252
30-34	110	155	163	169	180	777
35-39	83	139	125	119	124	590
40 and Over	147	205	267	254	298	1,171
Total	1,211	1,650	1,739	1,835	2,064	8,499
Male	1,077	1,455	1,519	1,569	1,780	7,400
Female	134	195	220	266	284	1,099

Classification by Location and Number of Offenses

LOCATION	2005	2006	2007	2008	2009	5-year Total
Highway, Street, Alley, etc.	1,639	2,125	1,929	1,806	1,837	9,336
Commercial House	1,064	1,601	1,814	1,680	1,495	7,654
Gas/Service Station	43	93	92	121	102	451
Convenience Store	356	485	512	444	425	2,222
Residence	675	957	1,412	1,385	1,256	5,685
Bank/Lending Inst.	113	158	107	146	126	650
Miscellaneous	818	1,608	1,066	891	804	5,187
Total	4,708	7,027	6,932	6,473	6,045	31,185

*The criminal statistics within this publication are only those criminal statistics reported to the Uniform Crime Reporting Program by the participating law enforcement agencies.

Robbery

Value of Property Stolen in Nevada

Classification by Location and Value of Property Stolen

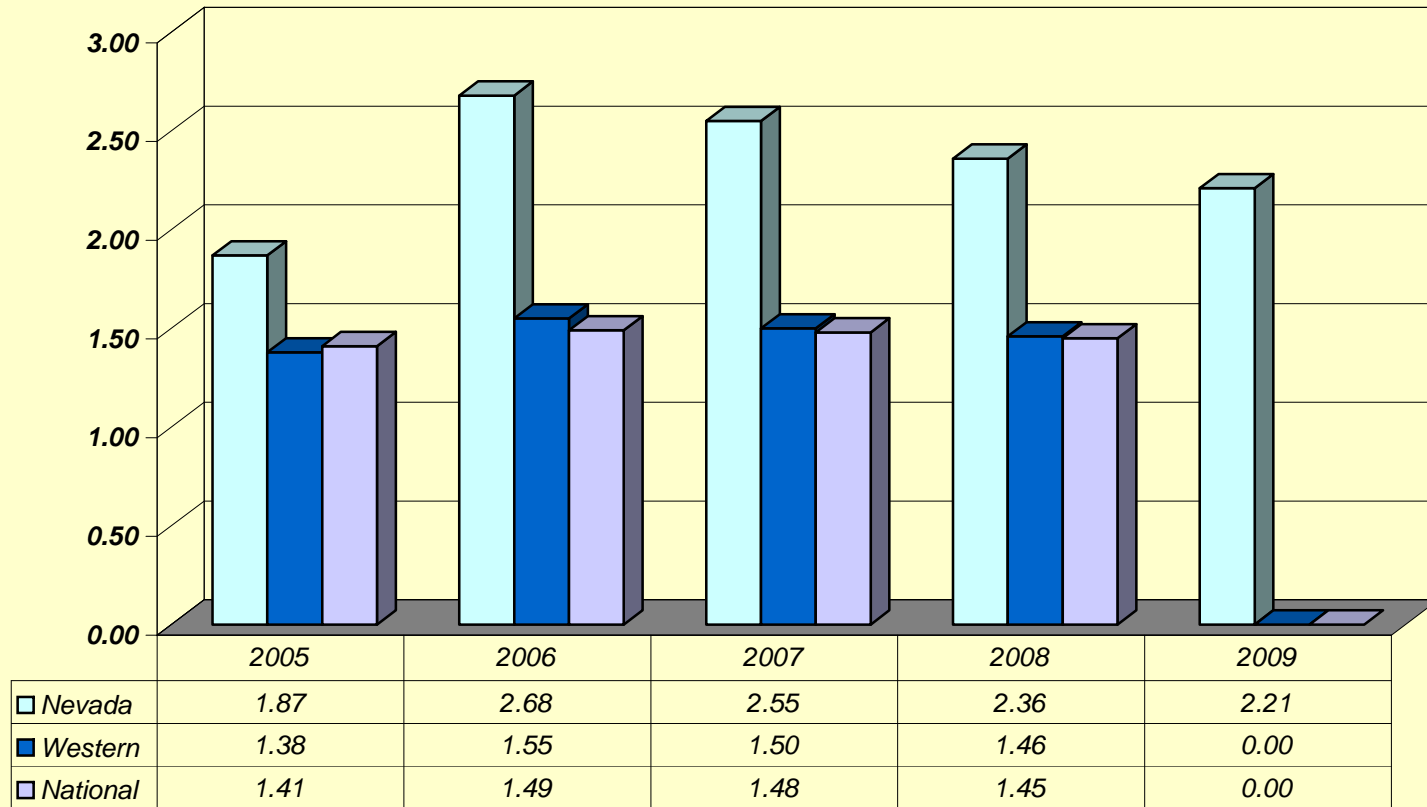
LOCATION	2005	2006	2007	2008	2009	5-year Total
Highway, Street, Alley, etc.	\$1,301,103	\$2,020,017	\$1,445,844	\$1,320,367	\$1,110,080	\$7,197,411
Commercial House	\$1,363,353	\$3,338,345	\$2,074,933	\$4,159,910	\$3,644,538	\$14,581,079
Gas/Service Station	\$28,040	\$58,219	\$66,351	\$37,007	\$70,704	\$260,321
Convenience Store	\$120,280	\$349,639	\$240,370	\$172,458	\$169,114	\$1,051,861
Residence	\$698,915	\$1,254,160	\$3,047,419	\$1,921,887	\$4,459,529	\$11,381,910
Bank/Lending Inst.	\$462,565	\$1,043,759	\$569,630	\$1,529,028	\$548,213	\$4,153,195
Miscellaneous	\$812,597	\$2,254,129	\$963,204	\$1,117,085	\$463,554	\$5,610,569
Total	\$4,786,853	\$10,318,268	\$8,407,751	\$10,257,742	\$10,465,732	\$44,236,346

Classification by Location and Value of Property Stolen

LOCATION	2005	2006	2007	2008	2009
Highway, Street, Alley, etc.	27.2%	19.6%	17.2%	12.6%	10.6%
Commercial House	28.5%	32.4%	24.7%	39.7%	34.8%
Gas/Service Station	0.6%	0.6%	0.8%	0.4%	0.7%
Convenience Store	2.5%	3.4%	2.9%	1.6%	1.6%
Residence	14.6%	12.2%	36.2%	18.4%	42.6%
Bank/Lending Inst.	9.7%	10.1%	6.8%	14.6%	5.2%
Miscellaneous	17.0%	21.8%	11.5%	10.7%	4.4%
Total	100.0%	100.0%	100.0%	100.0%	100.0%

*The criminal statistics within this publication are only those criminal statistics reported to the Uniform Crime Reporting Program by the participating law enforcement agencies.

Robbery Rates Nevada, Western States, National



*The criminal statistics within this publication are only those criminal statistics reported to the Uniform Crime Reporting Program by the participating law enforcement agencies.

AGGRAVATED ASSAULT



The Douglas County Sheriff's Office Special Weapons and Tactics (SWAT) is a specialized team trained in the use of various advanced weaponry.



The team is utilized for the execution of high-risk arrest and search warrants, barricaded subjects, hostage situations, clandestine drug labs, tracking armed subjects, and other high-risk situations.



This page was intentionally left blank

AGGRAVATED ASSAULT

2009

Crime Clock - One Aggravated Assault Every 46 Minutes, 12 Seconds

An aggravated assault is an attempt or offer, with unlawful force or violence, to do physical injury to another. This type of assault is usually accompanied by the use of a weapon or other means likely to produce death or serious bodily injury. Attempts are included since it is not necessary that an injury result when a gun, knife, or other weapon is used which could and probably would result in serious personal injury if the crime is successfully completed. Assaults with personal weapons (hands, fists, feet) are scored as aggravated if there is personal injury requiring more than simple first-aid treatment.

Assault--NRS 200.471: (a) "Assault" means: (1) Unlawfully attempting to use physical force against another person; or (2) Intentionally placing another person in reasonable apprehension of immediate bodily harm.

Battery--NRS 200.481: (1) (a) "...means any willful and unlawful use of force or violence upon the person of another."

Not included in this class are simple (non-aggravated) assaults. Simple assaults are non-index offenses, although a record is kept of these assaults on the "Offenses Known to Police" form. During 2009, there were 37,465 simple assaults reported in Nevada, with a clearance rate of 54.2%.

There were 11,365 aggravated assault offenses reported to enforcement in 2009. The range went from 744 in February to 1,142 in July.

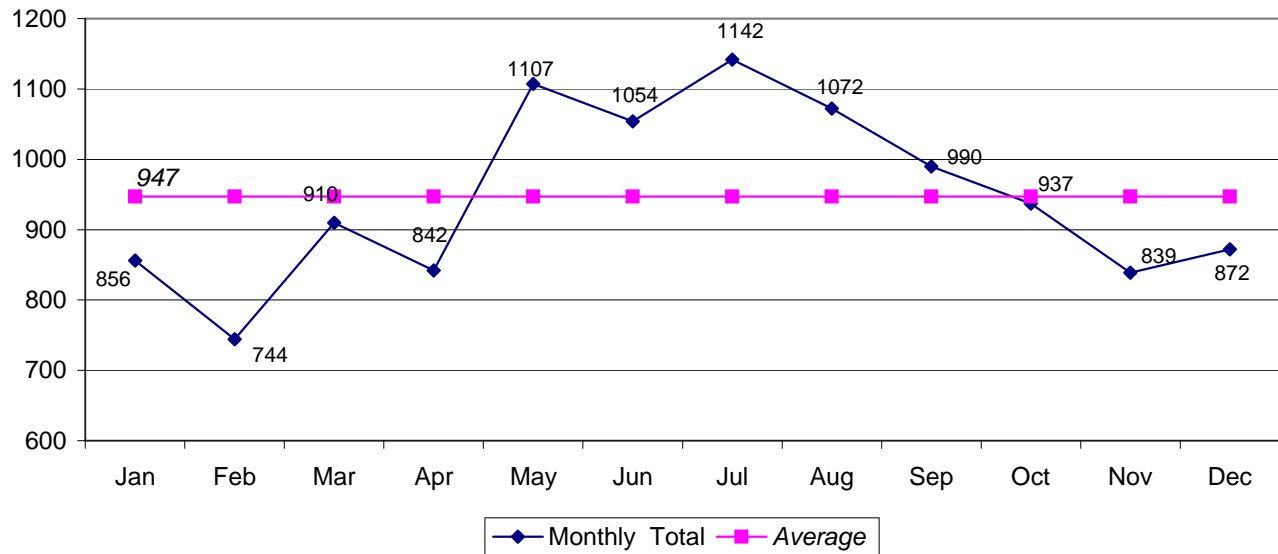
In 2009, Nevada law enforcement cleared 5,844 aggravated assaults (51.42%).

Trends

	Number Reported	% Change from Previous Year	Rate/1,000
2005	8,727	4.54%	3.46
2006	10,178	16.63%	3.88
2007	11,039	8.46%	4.06
2008	11,097	0.53%	4.05
2009	11,365	2.42%	4.15

*The criminal statistics within this publication are only those criminal statistics reported to the Uniform Crime Reporting Program by the participating law enforcement agencies.

2009 Assault Offenses by Month & Monthly Average



Weapon Types Used

TYPE	2005	2006	2007	2008	2009	5-year Total
Firearm	1,776	2,089	2,237	1,936	1,748	9,786
Knife	1,869	1,864	2,036	2,144	2,028	9,941
Other Weapon	3,684	4,557	5,036	5,214	5,725	24,216
Strong Arm	1,398	1,668	1,730	1,803	1,864	8,463
Total	8,727	10,178	11,039	11,097	11,365	52,406

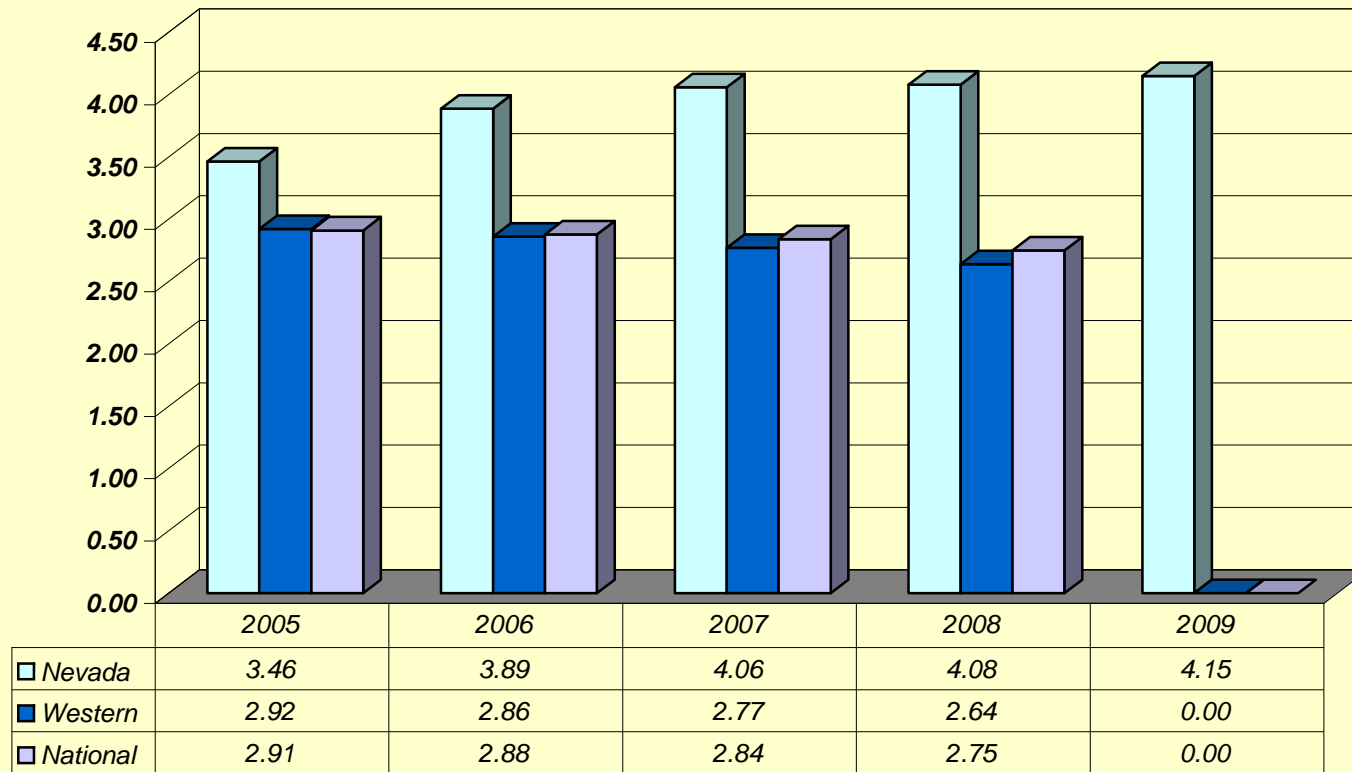
Profile of Persons Arrested

AGE	2005	2006	2007	2008	2009	5-year Total
17 and Under	291	306	340	500	541	1,978
18-24	693	684	870	962	1,198	4,407
25-29	414	468	569	664	832	2,947
30-34	316	324	406	496	623	2,165
35-39	280	321	406	431	552	1,990
40 and Over	713	733	973	1,191	1,496	5,106
Total	2,707	2,836	3,564	4,244	5,242	18,593

Male	2,219	2,318	2,824	3,333	3,914	14,608
Female	488	518	740	911	1,328	3,985

*The criminal statistics within this publication are only those criminal statistics reported to the Uniform Crime Reporting Program by the participating law enforcement agencies.

Aggravated Assault Rates Nevada, Western States, National



*The criminal statistics within this publication are only those criminal statistics reported to the Uniform Crime Reporting Program by the participating law enforcement agencies.

This page was intentionally left blank

BURGLARY



Law enforcement agencies throughout the State of Nevada participate in various events in their communities to promote safety, awareness and prevent crime.

Cops & Burgers Show-n-Shine Benefit is an annual fundraiser for the Special Olympics of Nevada. Local law enforcement officers bag and load groceries for SaveMart customers in exchange for tips, or donations, to raise money for, and awareness of, Special Olympics Nevada and for local Special Olympians. Hamburgers/cheeseburgers are cooked and served by law enforcement officers from different agencies. There is also a display of police vehicles and some specialty vehicles, games, drawings and prizes.

Shop With A Cop is a non-profit organization supported by law enforcement and emergency response personnel who volunteer their time. The program receives donations for the holiday shopping trip for the children throughout the year from individuals, businesses and community organizations, and through fund raising and other special events. Children are selected to participate in the program through referrals from local law enforcement and social services agencies.

The National Night Out involves citizens, law enforcement agencies, civic groups, businesses, neighborhood organizations and local officials from over 15,000 communities from all 50 states, U.S. territories, Canadian cities and military bases worldwide. In all, over 36 million people participated in National Night Out 2009. National Night Out is designed to heighten crime and drug prevention awareness; generate support for, and participation in, local anticrime programs; strengthen neighborhood spirit and police-community partnerships; and send a message to criminals letting them know that neighborhoods are organized and fighting back.



This page was intentionally left blank

BURGLARY

2009

Crime Clock - One Burglary Every 23 Minutes, 51 Seconds

Burglary, also known as breaking and entering, is "...the unlawful entry or attempted forcible entry of any structure to commit a felony or larceny."

Burglary--NRS 205.060: (1) "A person who, by day or night, enters any house, room, apartment, tenement, shop, warehouse, store, mill, barn, stable, outhouse, or other building, tent, vessel, vehicle, vehicle trailer, semi-trailer or house trailer, airplane, glider, boat or railroad car, with intent to commit grand or petit larceny, assault or battery on any person or any felony, is guilty of burglary."

Incidents of burglary occurred most frequently during the months of January (2,208), and November (1,929).

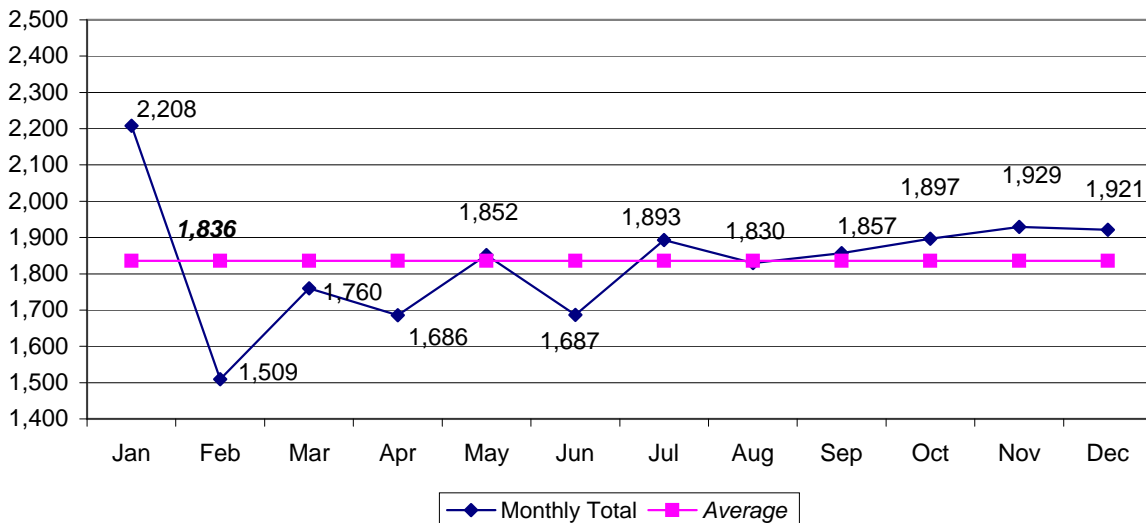
Of the 22,029 burglaries reported to law enforcement in Nevada in 2009 11.12% were cleared.

Nevada's burglary rate per 1,000 population in 2009 was 8.04 . The highest recorded rate for the past fifteen years was in 1997 at 12.38 per 1,000.

Trends

	Number Reported	% Change from Previous Year	Rate/1,000
2005	23,458	1.4%	9.31
2006	24,819	5.8%	9.31
2007	24,839	0.1%	9.07
2008	24,156	-2.7%	8.82
2009	22,029	-8.8%	8.04

2009 Burglary Offenses by Month & Monthly Average



*The criminal statistics within this publication are only those criminal statistics reported to the Uniform Crime Reporting Program by the participating law enforcement agencies.

Profile of Persons Arrested

AGE	2005	2006	2007	2008	2009	5-year Total
17 and Under	691	641	700	982	838	3,852
18-24	1,356	826	902	961	938	4,983
25-29	789	390	357	417	371	2,324
30-34	595	291	274	294	276	1,730
35-39	573	283	257	292	220	1,625
40 and Over	901	526	482	567	493	2,969
Total	4,905	2,957	2,972	3,513	3,136	17,483
Male	3,712	2,340	2,343	2,815	2,490	13,700
Female	1,193	617	629	698	646	3,783

Type of Entry

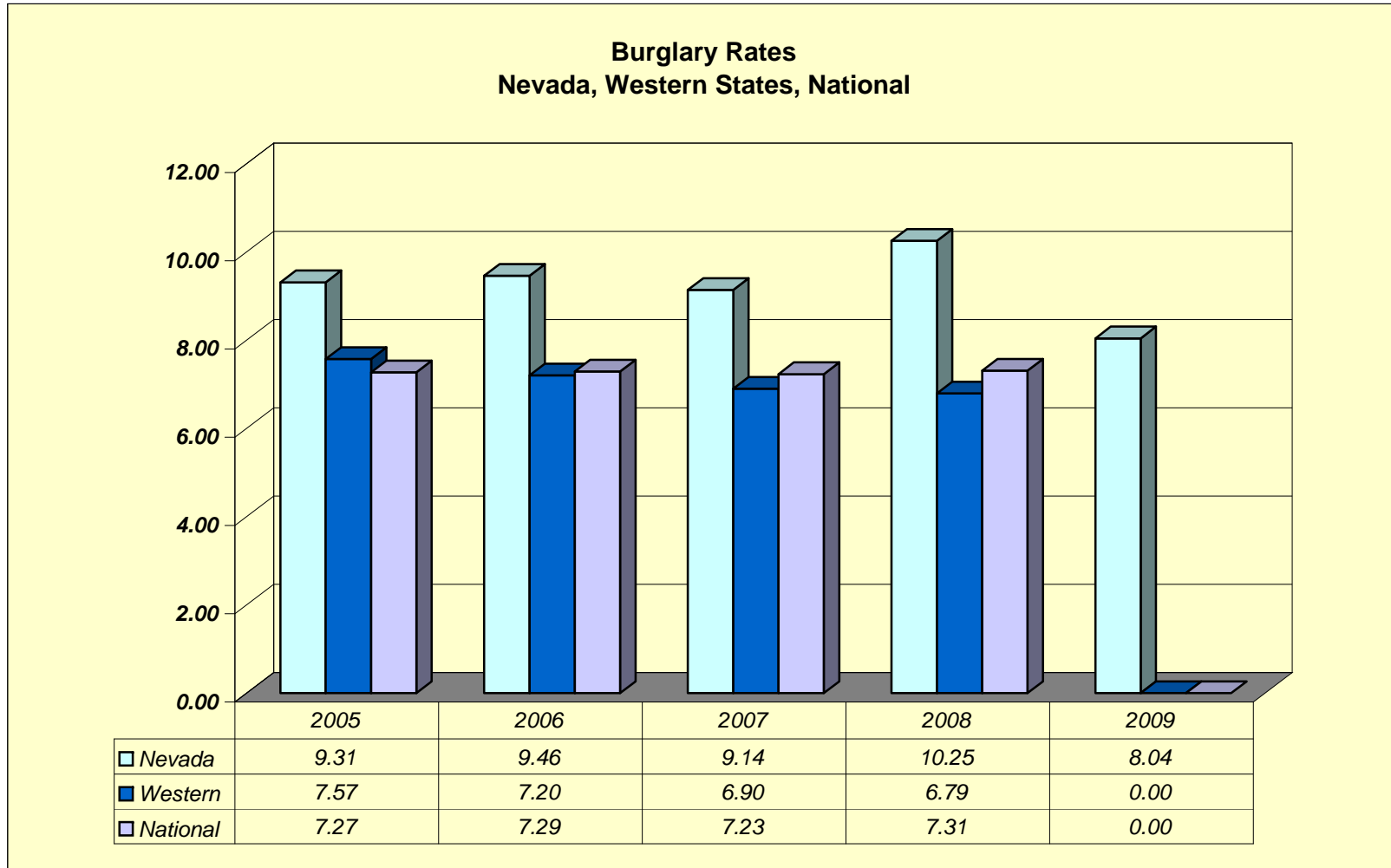
TYPE	2005	2006	2007	2008	2009	5-year Total
Forcible Entry	13,807	15,571	15,538	15,013	13,547	73,476
Unlawful Entry-No Force	8,586	7,662	7,568	7,488	6,918	38,222
Attempted Forcible Entry	1,065	1,586	1,733	1,655	1,564	7,603
Total	23,458	24,819	24,839	24,156	22,029	119,301

*The criminal statistics within this publication are only those criminal statistics reported to the Uniform Crime Reporting Program by the participating law enforcement agencies.

Burglary Offenses and Value by Time of Day

Residence	2005		2006		2007		2008		2009	
6 pm - 6 am	2,276	\$6,752,672	2,451	\$6,389,659	2,414	\$6,712,400	2,362	\$7,597,998	2,333	\$6,104,055
6 am - 6 pm	4,299	\$12,317,730	5,104	\$17,925,845	5,305	\$20,406,012	5,624	\$23,054,455	4,509	\$15,619,861
Unknown	8,753	\$22,776,357	9,405	\$26,528,145	9,102	\$29,994,019	9,271	\$41,358,969	8,142	\$29,479,946
Subtotal	15,328	\$41,846,759	16,960	\$50,843,650	16,821	\$57,112,431	17,257	\$72,011,422	14,984	\$51,203,862
Non Residence										
6 pm - 6 am	1,903	\$3,371,640	1,837	\$5,400,344	1,887	\$4,054,477	1,627	\$3,890,339	1,528	\$3,017,002
6 am - 6 pm	959	\$2,204,817	1,089	\$2,684,218	1,192	\$2,259,899	987	\$2,363,877	1,203	\$3,107,894
Unknown	5,263	\$15,183,349	4,933	\$16,320,881	4,939	\$17,675,972	4,285	\$17,181,690	4,314	\$15,912,595
Subtotal	8,125	\$20,759,806	7,859	\$24,405,443	8,018	\$23,990,347	6,899	\$23,435,906	7,045	\$22,037,491
Grand Total	23,453	\$62,606,565	24,819	\$75,249,092	24,839	\$81,102,778	24,156	\$95,447,328	22,029	\$73,241,353

*The criminal statistics within this publication are only those criminal statistics reported to the Uniform Crime Reporting Program by the participating law enforcement agencies.



*The criminal statistics within this publication are only those criminal statistics reported to the Uniform Crime Reporting Program by the participating law enforcement agencies.

LARCENY-THEFT



Niko is a 6 year old German Shepard and has been with the Pershing County Sheriff's Office going on two years now. He works narcotics and patrol and is part of our drug intervention team. Niko works with D.A.R.E and has participated in a multi jurisdiction drug enforcement class as well has participated Las Vegas K-9 trials last year and Burning Man.



Basco is a 6 year old Belgian Malinois and started with the Pershing County Sheriff's Office in 2006. Basco is currently certified to locate marijuana, cocaine, heroin and methamphetamine. He is patrol certified to do building and area searches, master protection and we are currently working on tracking.



This page was intentionally left blank

LARCENY-THEFT

2009

Crime Clock - One Larceny Every 11 Minutes, 22 Seconds

Larceny is the unlawful taking of the property of another with the intent to deprive him of ownership.

Theft--NRS 205.0832: "A person commits theft if, without lawful authority, he knowingly:

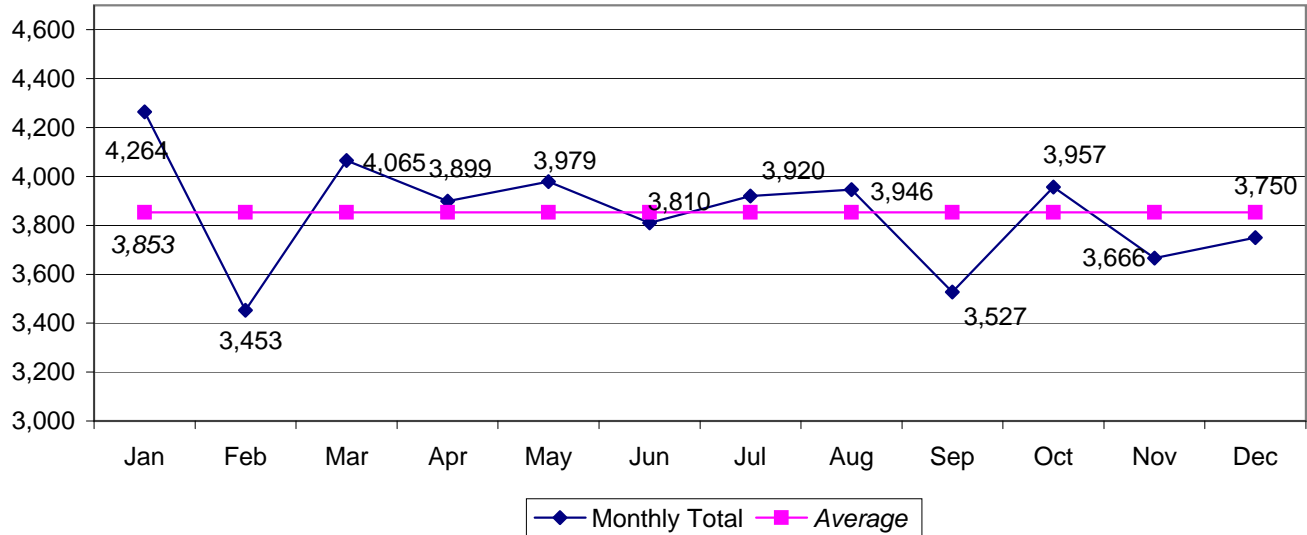
- (a) Controls any property of another person with the intent to deprive that person of the property.
- (b) Converts, makes an unauthorized transfer of an interest in, or without authorization controls any property of another person, or uses the services or property of another person entrusted to him or placed in his possession for a limited, authorized period of determined or prescribed duration or for a limited use.
- (c) Obtains real or personal property or the services of another person by a material misrepresentation with intent to deprive that person of the property or services. As used in this subsection, "material misrepresentation" means the use of any pretense, or the making of any promise, representation or statement of present, past or future fact which is fraudulent and which, when used or made, is instrumental in causing the wrongful control or transfer of property or services. The pretense may be verbal or it may be a physical act.
- (d) Comes into control of lost, mislaid or misdelivered property of another person under circumstances providing means of inquiry as to the true owner and appropriates that property to his own use or that of another person without reasonable efforts to notify the true owner.
- (e) Controls property of another person knowing or having reason to know that the property was stolen.
- (f) Obtains services which he knows are available only for compensation without paying or agreeing to pay compensation or diverts the services of another person to his own benefit or that of another person without lawful authority to do so.
- (g) Takes, destroys, conceals or disposes of property in which another person has a security interest, with intent to defraud that person.
- (h) Commits any act that is declared to be theft by a specific statute.
- (i) Draws or passes a check, and in exchange obtains property or services, if he knows that the check will not be paid when presented."
- (j) Obtains gasoline or other fuel or automotive products which are available only for compensation without paying or agreeing to pay compensation.

Trends

	Number Reported	% Change from Previous Year	Rate/1,000
2005	51,983	-0.9%	19.82
2006	50,258	-3.3%	18.49
2007	49,744	-1.0%	18.30
2008	49,575	-0.3%	18.10
2009	46,236	-6.7%	16.88

*The criminal statistics within this publication are only those criminal statistics reported to the Uniform Crime Reporting Program by the participating law enforcement agencies.

2009 Larceny Offenses by Month & Monthly Average



Profile of Persons Arrested

AGE	2005	2006	2007	2008	2009	5-year Total
17 and Under	2,887	2,422	2,696	3,422	3,674	15,101
18-24	2,706	2,245	2,690	3,264	3,900	14,805
25-29	1,241	1,156	1,195	1,406	1,608	6,606
30-34	1,012	919	885	1,027	1,210	5,053
35-39	1,148	959	988	935	1,091	5,121
40 and Over	2,823	2,359	2,394	2,656	3,080	13,312
Total	11,817	10,060	10,848	12,710	14,563	59,998
Male	7,556	6,688	6,978	7,762	8,345	37,329
Female	4,261	3,372	3,870	4,948	6,218	22,669

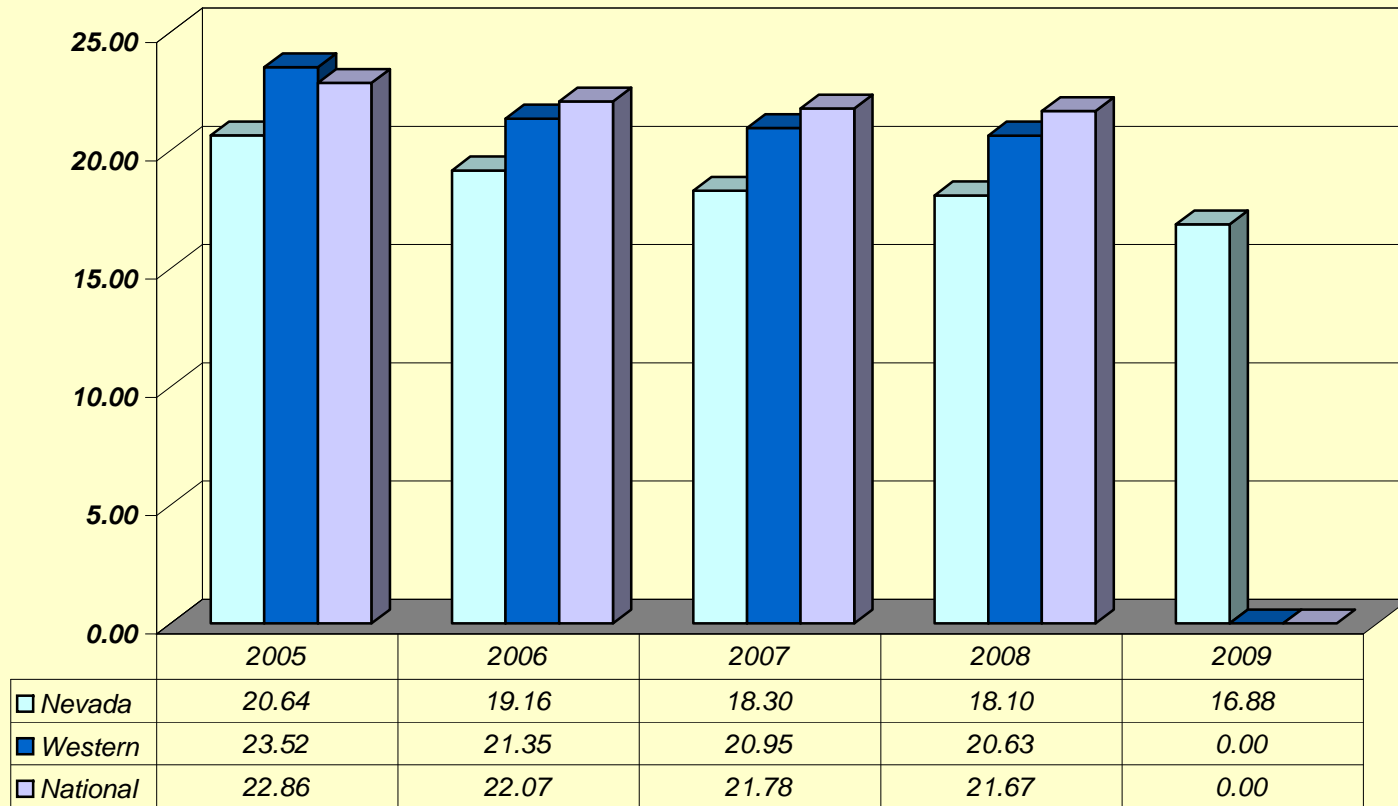
*The criminal statistics within this publication are only those criminal statistics reported to the Uniform Crime Reporting Program by the participating law enforcement agencies.

Larceny Offenses and Value by Classification

	2005		2006		2007		2008		2009	
Pocket-Picking	307	\$136,893	392	\$179,239	347	\$236,953	424	\$283,940	373	\$358,469
Purse-Snatching	484	\$308,403	507	\$224,459	565	\$276,768	566	\$290,093	425	\$263,814
Shoplifting	4,890	\$724,369	3,959	\$1,682,006	5,545	\$1,458,982	6,540	\$1,474,881	11,376	\$2,233,029
From Motor Vehicles	10,876	\$8,723,616	11,837	\$10,297,367	10,559	\$10,322,420	10,483	\$10,625,704	13,188	\$14,181,039
MV Parts & Accessories	6,970	\$11,190,173	7,168	\$12,173,396	4,039	\$5,270,559	3,323	\$11,713,142	2,392	\$1,967,723
Bicycles	773	\$334,694	675	\$309,860	612	\$225,179	643	\$278,200	633	\$317,055
From Buildings	20,385	\$30,649,977	18,536	\$30,688,914	18,347	\$29,940,673	17,726	\$30,071,371	10,078	\$25,269,666
From Coin-Op Machines	168	\$41,703	172	\$85,793	185	\$86,445	161	\$53,683	162	\$45,231
All Other	7,130	\$38,591,787	7,012	\$19,337,671	9,545	\$26,950,363	9,709	\$28,464,261	7,609	\$19,683,707
Total	51,983	\$90,701,615	50,258	\$74,978,704	49,744	\$74,768,342	49,575	\$83,255,275	46,236	\$64,319,733

*The criminal statistics within this publication are only those criminal statistics reported to the Uniform Crime Reporting Program by the participating law enforcement agencies.

Larceny Rates Nevada, Western States, National



*The criminal statistics within this publication are only those criminal statistics reported to the Uniform Crime Reporting Program by the participating law enforcement agencies.

MOTOR VEHICLE THEFT

Special Response Team



The Elko Special Response Team (ESRT) is comprised of 12 officers and deputies from the Elko Police Department and the Elko County Sheriff's Department. The team's primary function is to handle high-risk situations requiring a higher level of weaponry and training. These situations can vary greatly from active shooters in a school, hostage barricades, high risk warrant service, or the team may be deployed for something as simple as evidence collection in a large area.

The team has been in existence for nearly ten years and is continually training to reach a higher level of proficiency.

Each member of the team has a special assignment; these assignments are rifleman, shot gunner, initial entry, observer/marksman, team leader, and team commander. Various other tasks are also required for each of those positions.

This team encompasses all of Elko County and has, on occasion, been sent out of the County to assist other agencies with high-risk situations.



This page was intentionally left blank

MOTOR VEHICLE THEFT

2009

Crime Clock 1 Motor Vehicle Theft Every 42 Minutes, 30 Seconds

Uniform Crime Reporting defines motor vehicle theft as the larceny or attempted larceny of a motor vehicle, including "joy riding." Excluded from this class is a reported offense where there is lawful access to the vehicle, such as a family situation or unauthorized use by others with lawful access, such as with employees.

Motor vehicles are defined by UCR as self-propelled vehicles that run on the surface of the land and not on rails, such as automobiles, trucks, buses, motorcycles, motor scooters, snowmobiles, ATV's, etc. Not included are farm equipment, construction equipment, airplanes, motorboats.

Motor Vehicle Theft--NRS 205.2715: "(1) Every person who takes and carries away or drives away the vehicle of another without the intent to permanently deprive the owner thereof but without the consent of the owner of such vehicles is guilty of a gross misdemeanor. (2) Every person who is in possession of a vehicle without the consent of the owner of such vehicle may reasonably be inferred to have taken and carried away or driven away the vehicle."

Motor vehicle thefts occurred most frequently during the months of March (1,205) and January (1,199). These months collectively accounted for 19.4% (2,404) of 2009's total motor vehicle theft offenses.

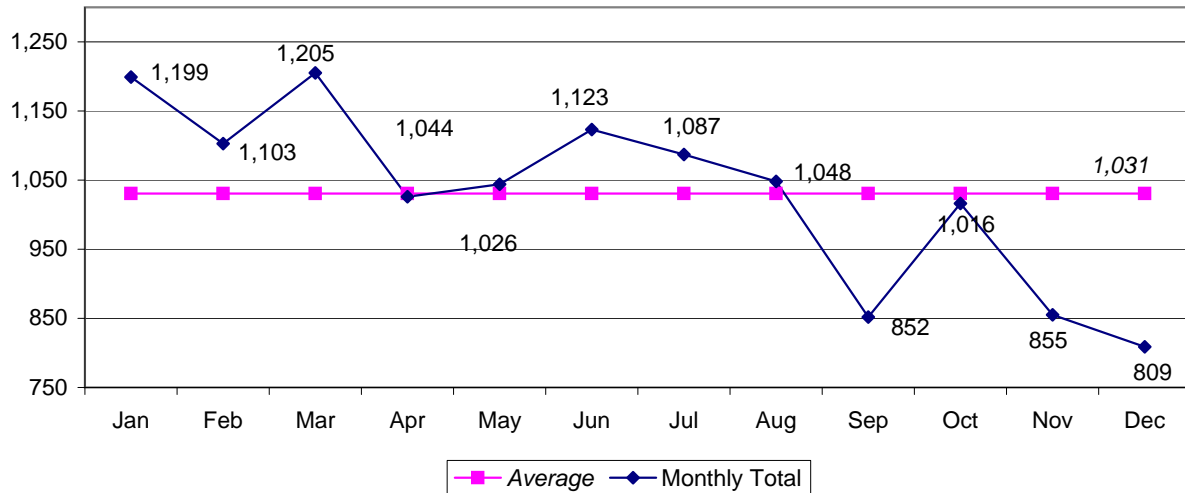
Law enforcement cleared 922 (7.45%) of all motor vehicle thefts in Nevada in 2009.

Trends

	Number Reported	% Change from Previous Year	Rate/1,000
2005	26,934	19.0%	10.69
2006	26,962	0.1%	10.28
2007	22,333	-17.2%	8.22
2008	15,904	-28.8%	5.81
2009	12,367	-22.2%	4.52

*The criminal statistics within this publication are only those criminal statistics reported to the Uniform Crime Reporting Program by the participating law enforcement agencies.

2009 Motor Vehicle Theft Offenses by Month & Monthly Average



Profile of Persons Arrested

AGE	2005	2006	2007	2008	2009	5-year Total
17 and Under	270	193	206	253	147	1,069
18-24	722	702	634	337	222	2,617
25-29	367	407	374	163	131	1,442
30-34	264	269	222	120	98	973
35-39	203	212	168	91	62	736
40 and Over	236	302	249	158	85	1,030
Total	2,062	2,085	1,853	1,122	745	7,867
Male	1,684	1,711	1,523	936	590	6,444
Female	378	378	378	378	378	1,890

*The criminal statistics within this publication are only those criminal statistics reported to the Uniform Crime Reporting Program by the participating law enforcement agencies.

Type of Vehicle

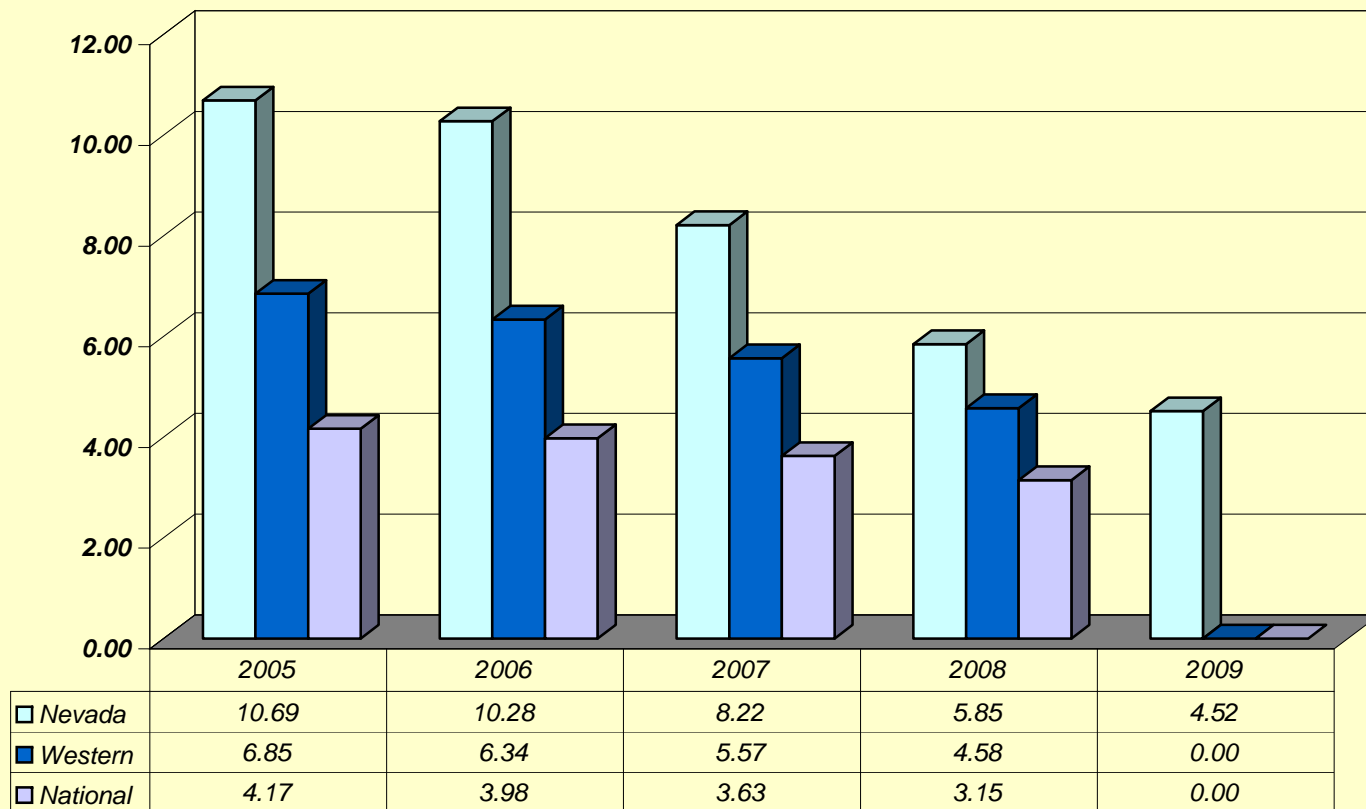
	2005	2006	2007	2008	2009	5-year Total
Automobile	18,382	17,783	15,117	11,882	9,067	72,231
Truck/Bus	6,882	7,298	6,276	2,976	2,284	25,716
Other Vehicle	1,669	1,862	940	1,046	1,016	6,533
Grand Total	26,934	26,962	22,333	15,904	12,367	104,500

Locally Stolen Motor Vehicles Recovered

	2005	2006	2007	2008	2009	5-year Total
Stolen and Recovered Locally	23,546	24,773	16,193	12,193	9,947	86,652
Stolen Locally - Recovered by Other Jurisdiction	4,068	4,394	3,465	2,685	2,097	16,709
Total	27,614	29,167	19,658	14,878	12,044	103,361
Stolen in Other Jurisdiction - Recovered Locally	3,729	3,833	3,435	2,608	1,786	15,391

*The criminal statistics within this publication are only those criminal statistics reported to the Uniform Crime Reporting Program by the participating law enforcement agencies.

Motor Vehicle Thefts Nevada, Western States, National



*The criminal statistics within this publication are only those criminal statistics reported to the Uniform Crime Reporting Program by the participating law enforcement agencies.

ARSON



The Las Vegas Fire & Rescue, Bomb Squad is responsible for determining the origin and cause of all fires and explosions within the jurisdiction of the City of Las Vegas; enforces state arson statutes with full law enforcement powers and is the only FBI accredited bomb squad in southern Nevada.



This page was intentionally left blank

ARSON

2009

Crime Clock - One Arson Every 16 hours, 33 Minutes

Arson--NRS 205.005: "Any person shall be deemed to have set fire to a building, structure or any property mentioned in NRS 205.010 to 205.030, inclusive, whenever any part thereof or anything therein shall be scorched, charred or burned."

Nationally, 62,807 arsons were reported by 14,011 agencies in 2008. A 3% decrease from 2007. The national overall rate of arson per 1000 population was .21. Nationally, the average dollar loss for property damage or destroyed in reported arsons was \$16,015 Arsons involving structures (residential, storage, public, etc) accounted for 43.4% of the total number of arsons reported Nationally.

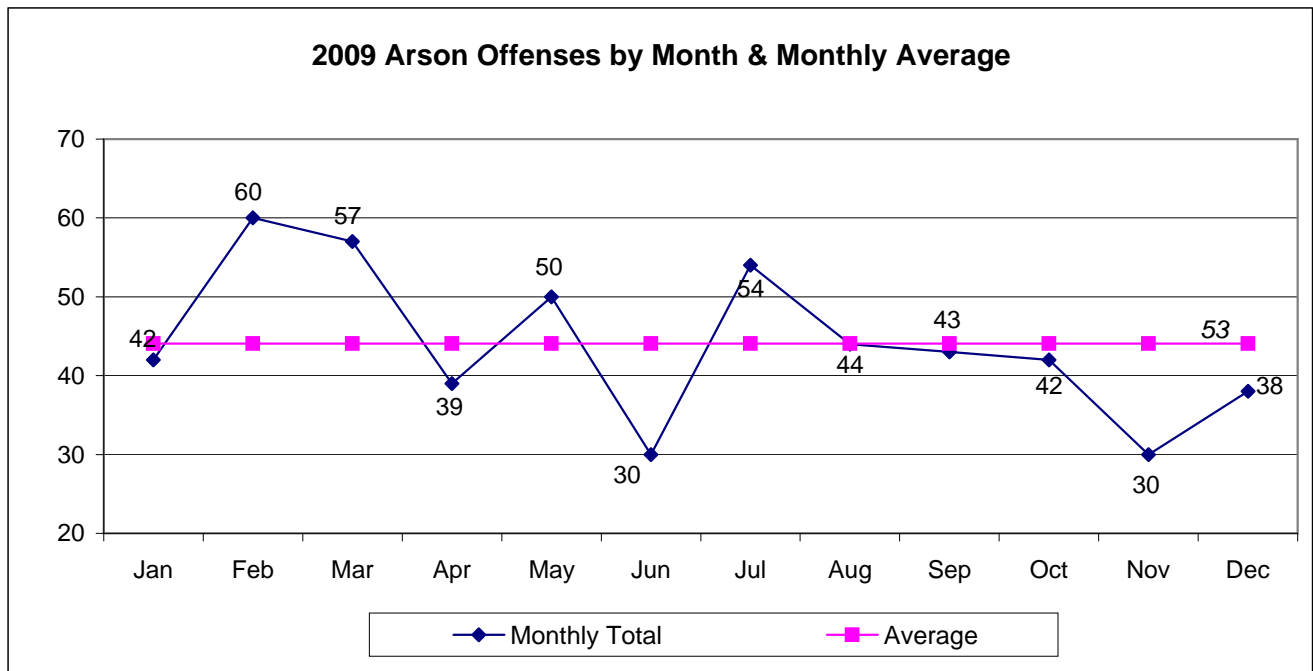
There were 529 arsons reported in Nevada in 2009, compared to 656 reported in 2007. Nevada's arson rate was .20 per 1,000 population. The average dollar loss for property damaged or destroyed in reported arsons was \$11,352 Arsons involving structures accounted for 97.36% of the dollar value loss and 83.55% of the number of arsons reported.

In 2009, arson offenses in Nevada occurred most frequently during the months of Feb (60), and March (57). These months represented 22.11% of the year's total. Law enforcement cleared 71 (13.42%) of reported arson offenses in 2009.

Trends

	Number Reported	% Change from Previous Year	Rate/1,000
2005	777	12.3%	0.31
2006	801	3.1%	0.31
2007	639	-20.2%	0.24
2008	656	2.7%	0.24
2009	529	-19.4%	0.19

*The criminal statistics within this publication are only those criminal statistics reported to the Uniform Crime Reporting Program by the participating law enforcement agencies.



Profile of Persons Arrested

AGE	2005	2006	2007	2008	2009	5-year Total
17 and Under	93	107	66	119	65	450
18-24	16	18	18	34	24	110
25-29	2	5	9	22	20	58
30-34	6	7	9	9	13	44
35-39	4	9	12	6	9	40
40 and Over	26	11	26	31	26	120
Total	147	157	140	221	157	822
Male	114	125	113	183	127	662
Female	33	32	27	38	30	160

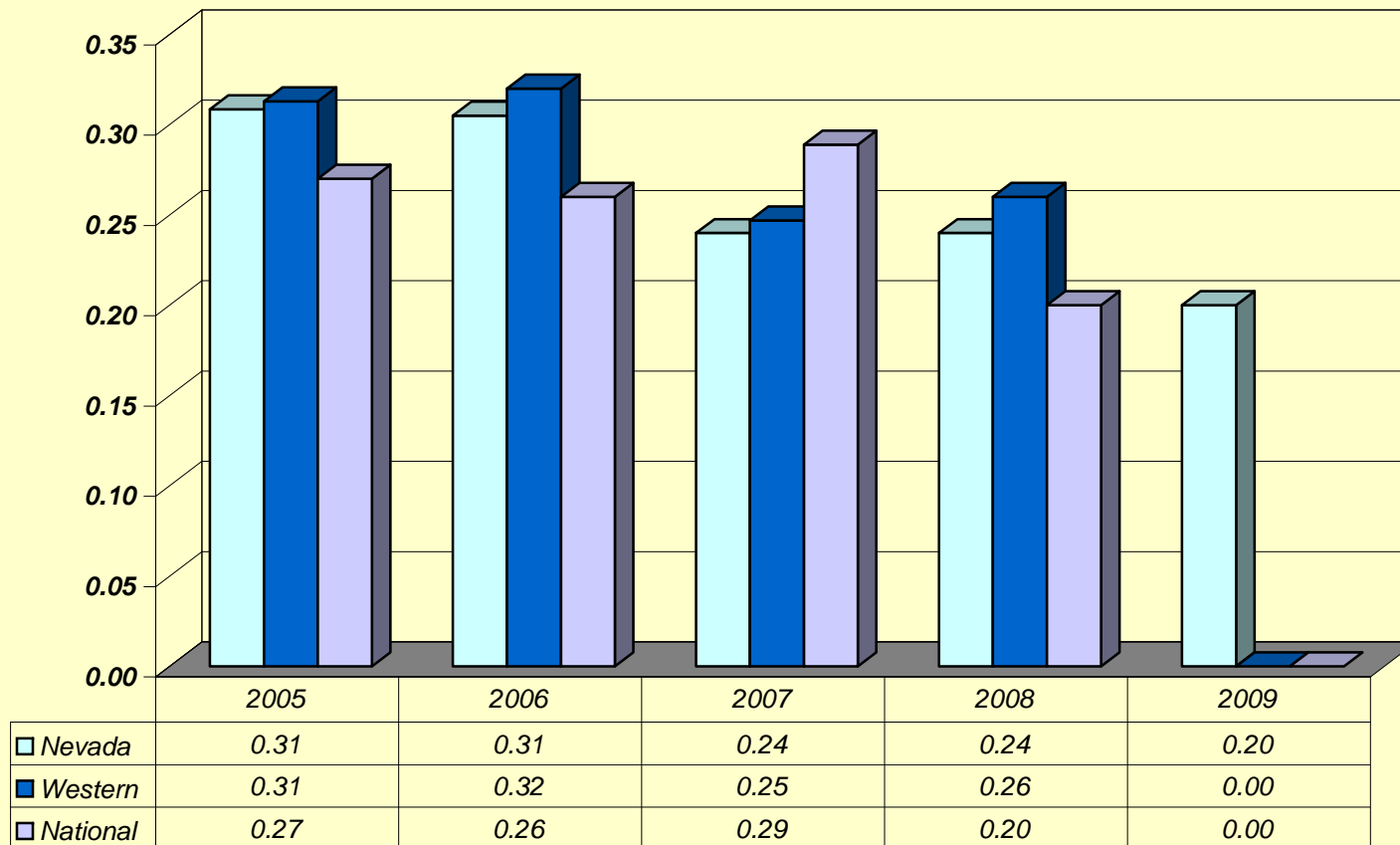
*The criminal statistics within this publication are only those criminal statistics reported to the Uniform Crime Reporting Program by the participating law enforcement agencies.

Arson Offenses by Property Type and Estimated Value

	2005		2006		2007		2008		2009	
	# of	Value of	# of	Value of	# of	Value of	# of	Value of	# of	Value of
Structural	offenses	loss	offenses	loss	offenses	loss	offenses	loss	offenses	loss
Residential	149	\$1,570,765	144	\$4,455,873	167	\$4,316,477	150	\$3,873,539	165	\$2,347,860
Non-Residential	117	\$16,490,522	136	\$4,931,999	119	\$23,224,030	124	\$3,424,689	82	\$1,033,897
Mobile										
Cars, Trailers, Boats, etc...	389	\$2,807,765	368	\$2,891,488	244	\$2,105,324	255	\$2,946,202	195	\$1,635,630
All Other										
Crops, Fields, Signs, etc...	122	\$37,471	153	\$459,560	109	\$328,028	127	\$44,017	87	\$124,250
Total	777	\$20,906,523	801	\$12,738,920	639	\$29,973,859	656	\$10,288,447	529	\$5,141,637

*The criminal statistics within this publication are only those criminal statistics reported to the Uniform Crime Reporting Program by the participating law enforcement agencies.

Arson Rates - Nevada, Western States, National



*The criminal statistics within this publication are only those criminal statistics reported to the Uniform Crime Reporting Program by the participating law enforcement agencies.

** Western States information not available

CLEARANCE RATES



Quest

The Boulder City Police K-9 program was created in November of 2001.

Barry came to Boulder City in March 2002. Barry is a Belgian Malinois and his job is to find people and evidence. Since graduating in May of 2002 he has captured 58 people and rescued one missing person. He has also helped to locate guns, knives, finding suspects, executing search warrants and apprehending barricaded subjects. He has won numerous state and national awards.

Quest is our narcotic detector dog and came to Boulder City in February of 2005. She is an English Springer Spaniel.

Since arriving in Boulder City, she has found \$68,000.00 in the passenger door of a vehicle



Quest & Barry

"TAKING A BITE OUT OF CRIME"

and over a half a million dollars in a spare tire. In addition, she took "Top Dog" award at the Las Vegas Metropolitan Police Department's (LVMPD) K-9 Trials.

Quest and Barry have been used by the National Park Service, Hoover Dam Police Department, Henderson Police Department, LVMPD, North Las Vegas Police Department and the Drug Enforcement Agency.

Charlie came to Boulder City Police Department in August of 2009. He is a Black Lab and was fully trained by LVMPD. He shows great promise at being an outstanding narcotic dog.



Barry



Charlie



This page was intentionally left blank

CLEARANCE RATES

2009

For Uniform Crime Reporting purposes, a crime index offense is cleared when a law enforcement agency has identified the offender, there is enough evidence to charge him and he is actually taken into custody. The arrest of one person can clear several crimes, or several persons may be arrested in the process of clearing one crime.

Crime solutions are also recorded in exceptional circumstances when some elements beyond law enforcement control preclude formal charges against the offender. An offense may be exceptionally cleared when it falls into one of the following categories:

1. The offender commits suicide.
2. A double murder occurs (two persons kill each other).
3. The offender dies after making a confession (dying declaration).
4. The offender is killed by law enforcement officers.
5. The offender confesses to committing a crime while already in custody for another crime or serving a sentence for another crime.
6. The offender is prosecuted in another city for a different crime or the same crime by federal, state or local authorities, and the other jurisdiction refuses to release the order.
7. Another jurisdiction refuses to extradite the offender.
8. The victim of a crime refuses to cooperate in the prosecution.
9. The offender is prosecuted for a less serious charge than the one for which he was arrested.
10. The offender is a juvenile who is handled by a verbal or written notice to the parents in instances involving minor offenses such as petit or simple larceny.

During 2009, 24.97% of reported index crimes in Nevada were cleared, either by arrest or exceptional means. The percentage of violent crimes cleared in Nevada in 2009 was 42.63% compared to the national 2008 figure of 45.1%. Nevada's property crime clearances were 20.93% compared to the national 2008 level of 17.4% (arson with 17.06% is included separately in the national clearance percentage).

Clearance Rates for Index Offenses, 2005-2009

Offenses	2005		2006		2007		2008		2009	
	Offenses	Clearances	Offenses	Clearances	Offenses	Clearances	Offenses	Clearances	Offenses	Clearances
Murder	210	151	229	155	194	133	168	118	170	136
Rape	1,015	260	1,079	271	1,094	226	1,102	323	1,014	247
Robbery	4,709	853	7,027	1,270	6,932	1,530	6,473	1,638	6,045	1,700
Assault	8,727	3,543	10,178	4,137	11,039	5,116	11,097	5,698	11,365	5,844
Burglary	23,458	4,738	24,819	2,286	24,839	2,278	24,156	2,475	22,029	2,450
Larceny	51,983	11,457	50,258	9,405	49,744	9,953	49,575	11,923	46,236	13,542
MV Theft	26,934	2,877	26,962	2,571	22,333	2,171	15,904	1,147	12,367	922
Arson	777	118	801	164	639	97	656	80	529	71
Total	117,813	23,997	121,353	20,259	116,814	21,504	109,131	23,402	99,755	24,912

Note: Offenses cleared do not necessarily relate to the actual offenses which occurred during the calendar year period. Offenses can be cleared from prior periods.

*The criminal statistics within this publication are only those criminal statistics reported to the Uniform Crime Reporting Program by the participating law enforcement agencies.

ARREST DATA



S.W.A.T

Special Weapon and Tactics Team

The Washoe County SWAT is a corps of highly-trained personnel used in support of operations throughout Washoe County Sheriff's Office. SWAT personnel routinely respond to situations such as barricaded subjects, entry into high risk locations, and other situations that require such tactical support. The SWAT Team has been deployed to remote locations within Nevada to assist various other agencies, Federal as well as local.

The team members utilize a variety of new technology and weapons for the varied tactical encounters they face. SWAT conducts local and regional demonstrations of personnel and equipment regularly in addition to training twice a month.



This page was intentionally left blank

ARREST DATA

2009

Primarily a gauge of law enforcement's response to crime, arrest counts also provide definitive data concerning the age, sex and race of perpetrators. Arrest practices, policies and enforcement emphases vary from place to place and even within a community from time to time. While the practices for certain unlawful conduct such as drunkenness, disorderly conduct, vagrancy and related violations may differ among agencies, those for robbery, burglary and other serious crime arrests are more likely to be uniform and consistent throughout all jurisdictions. The UCR Program procedures require that an arrest be counted on each separate occasion a person is taken into custody, notified or cited. Annual arrest figures do not measure the number of individuals arrested since one person may be arrested several times during the year for the same or different offenses. For UCR purposes, a juvenile is counted as "arrested" when the circumstances are such that if he or she were an adult an arrest would result, but in fact, there may not have been a formal charge.

Nationwide, law enforcement agencies made an estimated 14 million arrests in 2008 (the latest figures available) for all criminal infractions. When the overall arrest volume was related to the total United States population, the rate was 46.1 arrests per 1000 inhabitants. In Nevada, law enforcement reports to UCR in 2009 indicated a total arrest figure of 176,502. The arrest rate per 1,000 in population for the state was 63.

During 2009:

*Note: Nevada DPS Investigation Division arrest totals are not included.

See Drug/Liquor Arrest section.

-- 13% of all arrests were juveniles, 87% were adults

-- Index Offenses accounted for 33.88% of juvenile arrests

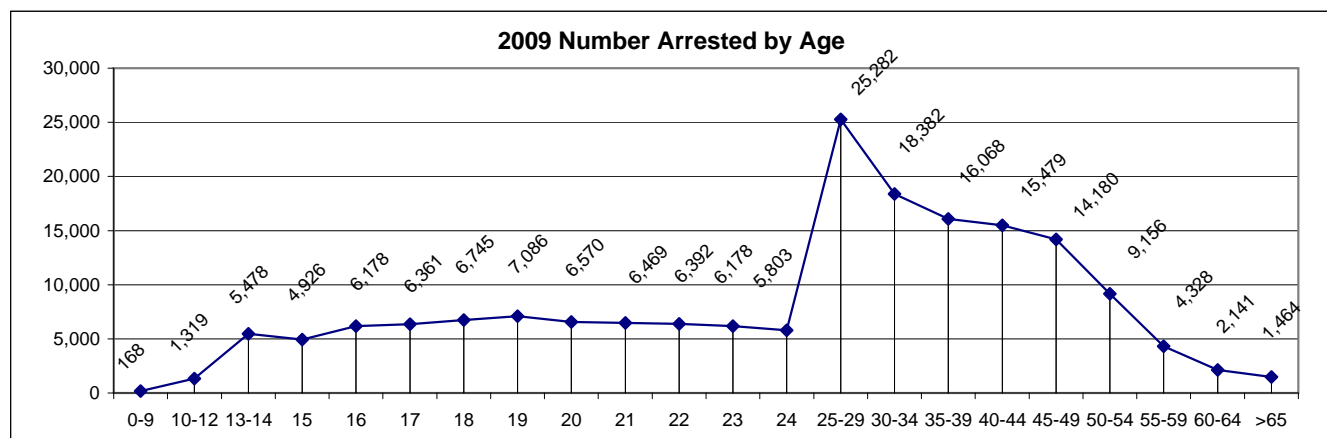
-- For Adults, 24% of arrests were for index offenses

-- 42.7% of adult arrests were between the ages of 25 and 40.

Number of Persons Arrested by Age Category*

2006-2009

	Number of Persons Arrested				Percent Distribution			
	2006	2007	2008	2009	2006	2007	2008	2009
Juveniles								
0-9	210	198	185	168	0.1	0.1	0.1	0.1
10-12	1,473	1,361	1,383	1,319	0.9	0.8	0.8	0.7
13-14	4,861	4,847	5,423	5,478	3.0	2.8	3.2	3.1
15	4,159	4,375	4,760	4,926	2.6	2.6	2.8	2.8
16	4,831	5,238	5,901	6,178	3.0	3.1	3.5	3.5
17	5,429	6,179	6,890	6,361	3.3	3.6	4.1	3.6
Total Juveniles	20,963	22,198	24,542	24,430	13.0	12.9	13.0	13.9
Adults								
18	5,129	5,610	5,580	6,745	3.1	3.1	3.3	3.8
19	6,058	6,710	6,656	7,086	3.7	3.7	3.9	4.0
20	6,030	6,409	6,498	6,570	3.7	3.7	3.8	3.7
21	6,131	6,481	6,239	6,469	3.8	3.8	3.8	3.7
22	5,848	6,115	6,041	6,392	3.6	3.6	3.6	3.6
23	5,405	5,788	5,794	6,178	3.3	3.3	3.4	3.5
24	5,220	5,567	5,270	5,803	3.2	3.2	3.3	3.3
25-29	23,050	24,275	23,426	25,282	14.1	14.1	14.2	14.4
30-34	17,449	17,670	16,858	18,382	10.7	10.7	10.3	10.4
35-39	17,151	17,496	15,784	16,068	10.5	10.5	10.2	9.1
40-44	17,272	17,134	15,216	15,479	10.6	10.6	10.0	8.8
45-49	13,398	14,234	13,396	14,180	8.2	8.2	8.3	8.0
50-54	7,721	8,277	8,453	9,156	4.7	4.7	4.8	5.2
55-59	3,523	3,827	4,105	4,328	2.2	2.2	2.2	2.5
60-64	1,563	1,732	1,886	2,141	1.0	1.0	1.0	1.2
>65	1,156	1,263	1,286	1,464	0.7	0.7	0.7	0.8
Total Adults	135,099	142,104	142,488	151,723	87.0	87.1	87.0	86.1
Grand Totals	163,067	170,786	167,030	176,153	100	100	100	100



*Note: Nevada Department of Public Safety/Investigation Division drug arrest totals are not included. See Drug/Liquor Arrest section.

Statewide Arrests by Offense and Age

OFFENSE	SEX	9 & Under										18	19	20	21
		Under	10-12	13-14	15	16	17	Total <18							
Murder	M	0	0	1	3	1	4	9	14	8	7	1			
	F	0	0	0	1	3	0	4	1	1	0	0			
Manslaughter by Negligence	M	0	0	0	0	0	1	1	1	1	0	1			
	F	0	0	0	0	0	0	0	0	0	0	0			
Forcible Rape	M	0	4	4	3	1	6	18	7	5	3	7			
	F	0	0	0	0	0	0	0	0	0	0	0			
Robbery	M	0	8	78	79	118	110	393	140	107	93	73			
	F	0	3	7	12	9	17	48	23	20	14	11			
Aggravated Assault	M	5	31	77	84	83	119	399	149	133	110	137			
	F	2	15	30	31	35	29	142	34	34	40	44			
Other Assaults	M	24	177	459	304	352	391	1,707	352	348	334	417			
	F	6	82	313	232	250	214	1,097	142	175	159	203			
Burglary	M	3	60	183	138	162	157	703	171	145	100	96			
	F	1	8	30	28	30	38	135	23	35	25	20			
Larceny--Theft	M	15	145	461	375	445	468	1,909	468	397	348	303			
	F	9	113	435	342	427	439	1,765	373	314	259	217			
Motor Vehicle Theft	M	0	1	25	33	31	25	115	36	34	21	22			
	F	0	1	12	10	7	2	32	7	9	5	6			
Arson	M	10	16	18	7	4	2	57	6	0	0	4			
	F	0	2	2	1	2	1	8	0	0	0	1			
Forgery & Counterfeiting	M	1	0	3	5	5	9	23	15	14	27	19			
	F	0	1	1	2	1	2	7	16	18	11	18			
Fraud	M	0	2	11	4	7	14	38	28	43	29	36			
	F	0	1	5	1	5	3	15	15	17	21	19			
Embezzlement	M	0	1	1	0	0	4	6	9	12	14	14			
	F	0	0	0	0	1	3	4	2	16	8	5			
Stolen Property-Buy, Possess, Receive	M	2	9	50	33	56	71	221	83	71	60	71			
	F	0	2	9	8	12	12	43	7	23	20	15			
Vandalism	M	21	112	431	305	319	272	1,460	164	110	71	64			
	F	3	20	31	24	20	23	121	14	11	10	10			
Weapons-carrying, possession, etc.	M	9	34	73	68	80	85	349	93	81	69	86			
	F	0	5	8	5	4	2	24	4	3	6	8			
Prostitution & Commercialized Vice	M	0	1	1	0	1	2	5	4	15	18	8			
	F	0	0	3	17	13	38	71	212	271	255	293			
Other Sex Offenses	M	1	9	29	18	23	20	100	44	36	34	41			
	F	1	1	4	3	3	2	14	6	9	3	7			
Drug Abuse Violations	M	2	52	311	279	431	434	1,509	717	688	700	656			
	F	0	12	76	88	95	82	353	134	133	156	157			
Gambling	M	0	0	0	0	0	0	0	4	4	9	1			
	F	0	0	0	0	0	0	0	0	2	3	0			
Offenses Against Family & Children	M	1	2	9	14	8	22	56	98	82	46	76			
	F	1	2	7	4	7	8	29	31	27	23	30			
Driving Under the Influence	M	0	0	0	4	23	64	91	190	256	299	424			
	F	0	0	1	1	9	19	30	53	86	78	138			
Liquor Laws	M	1	7	109	246	430	616	1,409	831	766	643	116			
	F	0	8	130	148	223	275	784	292	293	194	14			
Drunkenness	M	1	0	2	2	11	11	27	3	5	3	2			
	F	0	0	5	6	4	7	22	1	1	1	0			
Disorderly Conduct	M	7	57	232	182	188	133	799	67	44	54	107			
	F	0	28	130	102	108	61	429	19	8	11	20			
Vagrancy	M	0	0	2	2	6	5	15	18	20	34	16			
	F	0	0	2	2	3	7	14	75	103	79	5			
All Other Offenses (except Traffic)	M	23	122	630	629	839	805	3,048	1,175	1,477	1,425	1,558			
	F	9	36	200	222	228	227	922	374	575	638	871			
Suspicion	M	0	3	0	2	0	1	6	0	0	0	1			
	F	0	0	1	0	0	1	2	0	0	0	0			
Curfew and Loitering Law Violations	M	5	58	320	336	497	572	1,788							
	F	1	28	212	221	239	231	932							
Runaway	M	3	15	121	107	159	93	498							
	F	1	25	183	153	160	102	624							
GRAND TOTAL		168	1,319	5,478	4,926	6,178	6,361	24,430	6,745	7,086	6,570	6,469			

*The criminal statistics within this publication are only those criminal statistics reported to the Uniform Crime Reporting Program by the participating law enforcement agencies.

Statewide Arrests by Offense and Age

over													Total >18	Grand Total
22	23	24	25-29	30-34	35-39	40-44	45-49	50-54	55-59	60-64	64			
3	6	6	28	12	9	2	12	8	5	4	1	126	135	
1	0	0	3	2	0	2	1	0	1	0	0	12	16	
0	2	0	2	0	3	1	1	2	0	0	1	15	16	
0	1	0	1	0	0	1	0	1	0	0	0	4	4	
3	6	10	27	39	30	14	21	4	4	3	2	185	203	
0	0	0	0	0	0	0	0	1	0	0	0	1	1	
74	68	74	250	151	99	120	58	52	22	3	3	1,387	1,780	
12	5	13	44	29	25	16	14	6	4	0	0	236	284	
129	106	123	623	475	409	364	318	232	102	51	54	3,515	3,914	
45	51	63	209	148	143	128	103	90	29	13	12	1,186	1,328	
493	455	420	2,151	1,660	1,378	1,257	1,075	656	314	149	135	11,594	13,301	
214	194	181	824	585	535	465	361	226	84	42	38	4,428	5,525	
86	97	74	278	202	156	164	122	51	28	5	12	1,787	2,490	
20	29	17	93	74	64	54	27	23	6	1	0	511	646	
236	237	208	928	719	631	707	585	376	169	78	46	6,436	8,345	
195	171	174	680	491	460	339	343	235	99	54	49	4,453	6,218	
18	25	22	106	72	46	34	22	10	7	0	0	475	590	
6	7	4	25	26	16	7	5	0	0	0	0	123	155	
3	3	6	13	10	6	2	11	2	1	3	0	70	127	
1	0	0	7	3	3	3	0	3	1	0	0	22	30	
28	26	21	155	126	124	95	64	39	19	2	1	775	798	
20	11	17	121	78	75	49	33	14	0	1	3	485	492	
36	40	37	194	156	138	147	121	90	53	21	19	1,188	1,226	
17	13	27	100	91	75	57	54	39	16	8	11	580	595	
7	9	13	31	40	33	19	18	12	7	9	2	249	255	
9	8	13	40	41	34	31	31	13	13	1	5	270	274	
77	58	58	269	220	180	144	89	45	11	1	5	1,442	1,663	
18	15	9	65	58	36	32	10	3	4	0	0	315	358	
73	57	44	195	120	96	78	83	45	18	7	12	1,237	2,697	
9	5	11	40	21	18	15	12	13	7	1	2	199	320	
66	75	69	318	192	136	98	87	61	29	15	14	1,489	1,838	
5	9	8	24	13	13	8	9	5	5	1	0	121	145	
22	27	18	127	94	65	66	39	31	18	12	11	575	580	
301	233	239	740	355	348	283	220	134	25	0	1	3,910	3,981	
35	39	23	159	155	139	156	150	107	74	53	41	1,286	1,386	
8	13	9	44	32	22	22	21	3	7	1	0	207	221	
613	637	556	2,536	1,677	1,258	954	783	511	221	81	47	12,635	14,144	
128	135	129	565	340	295	247	241	97	34	10	4	2,805	3,158	
1	0	0	0	1	2	3	0	0	0	1	0	26	26	
0	0	0	1	0	1	0	0	0	0	0	0	7	7	
38	38	28	131	119	105	98	94	48	28	8	14	1,051	1,107	
25	18	24	131	123	86	78	45	17	9	4	4	675	704	
467	463	472	2,257	1,666	1,447	1,245	1,114	777	495	259	228	12,059	12,150	
142	146	144	629	420	415	361	405	243	128	70	52	3,510	3,540	
120	100	88	468	417	437	699	848	632	303	189	65	6,722	8,131	
16	17	19	72	55	77	101	161	76	33	11	8	1,439	2,223	
1	7	3	12	9	12	8	6	7	4	2	0	84	111	
1	2	1	1	3	2	6	2	1	2	0	0	24	46	
87	80	75	314	183	165	174	199	129	68	35	24	1,805	2,604	
20	10	14	60	50	50	50	40	28	11	5	3	399	828	
17	13	10	79	107	127	251	326	322	177	83	62	1,662	1,677	
6	12	5	16	22	25	44	41	24	6	2	4	469	483	
1,508	1,391	1,381	6,426	4,948	4,577	4,899	4,683	3,033	1,419	734	411	41,045	44,093	
932	1,008	843	2,671	1,750	1,442	1,281	1,072	579	208	108	58	14,410	15,332	
0	0	0	0	1	0	0	0	0	0	0	0	2	8	
0	0	0	0	0	0	0	0	0	0	0	0	0	2	
												0	1,788	
												0	932	
												0	498	
												0	624	
6,392	6,178	5,803	25,283	18,381	16,068	15,479	14,180	9,156	4,328	2,141	1,464	151,723	176,153	

Boulder City PD Arrests By Offense and Age

OFFENSE	SEX	9 &	10-12	13-14	15	16	17	Total <18	18	19	20	21
		Under										
Murder	M	0	0	0	0	0	0	0	0	0	0	0
	F	0	0	0	0	0	0	0	0	0	0	0
Manslaughter by Negligence	M	0	0	0	0	0	0	0	0	0	0	0
	F	0	0	0	0	0	0	0	0	0	0	0
Forcible Rape	M	0	0	0	0	0	0	0	0	0	0	0
	F	0	0	0	0	0	0	0	0	0	0	0
Robbery	M	0	0	0	0	0	0	0	0	0	0	0
	F	0	0	0	0	0	0	0	0	0	0	0
Aggravated Assault	M	0	0	0	0	0	0	0	0	0	0	0
	F	0	0	0	0	0	0	0	0	0	0	0
Other Assaults	M	0	0	0	0	0	1	1	0	0	1	0
	F	0	0	0	0	0	0	0	0	0	0	0
Burglary	M	0	0	0	0	0	0	0	0	0	0	0
	F	0	0	0	0	0	0	0	0	0	0	0
Larceny--Theft	M	0	0	2	0	0	0	2	1	0	0	0
	F	0	0	2	2	0	0	4	0	0	0	0
Motor Vehicle Theft	M	0	0	0	0	0	0	0	0	0	0	0
	F	0	0	0	0	0	0	0	0	0	0	0
Arson	M	0	0	1	0	1	0	2	1	0	0	0
	F	0	0	0	0	0	0	0	0	0	0	0
Forgery & Counterfeiting	M	0	0	0	0	0	0	0	0	0	0	1
	F	0	0	0	0	0	0	0	0	0	0	0
Fraud	M	0	0	0	0	0	0	0	0	0	0	0
	F	0	0	0	0	0	0	0	0	0	0	0
Embezzlement	M	0	0	0	0	0	0	0	0	0	0	0
	F	0	0	0	0	0	0	0	0	0	0	0
Stolen Property-Buy, Possess, Receive	M	0	0	0	0	0	0	0	0	0	0	0
	F	0	0	0	0	0	0	0	0	0	0	0
Vandalism	M	0	0	0	0	0	0	0	0	0	0	0
	F	0	0	0	0	0	0	0	0	0	0	0
Weapons-carrying, possession, etc...	M	0	0	0	0	0	0	0	0	0	0	0
	F	0	0	0	0	0	0	0	0	0	0	0
Prostitution & Commercialized Vice	M	0	0	0	0	0	0	0	0	0	0	0
	F	0	0	0	0	0	0	0	0	0	0	0
Other Sex Offenses	M	0	0	0	0	0	0	0	0	0	0	0
	F	0	0	1	0	0	0	1	0	0	0	0
Drug Abuse Violations	M	0	0	1	0	1	1	3	0	3	2	3
	F	0	0	0	0	0	1	1	0	0	1	1
Gambling	M	0	0	0	0	0	0	0	0	0	0	0
	F	0	0	0	0	0	0	0	0	0	0	0
Offenses Against Family & Children	M	0	1	1	1	0	2	5	0	0	1	3
	F	0	0	1	0	0	1	2	0	0	0	0
Driving Under the Influence	M	0	0	0	0	1	2	3	0	2	2	2
	F	0	0	0	0	0	0	0	0	3	0	1
Liquor Laws	M	0	0	0	0	0	1	1	1	0	0	0
	F	0	0	0	0	0	0	0	0	1	0	0
Drunkenness	M	0	0	0	0	0	0	0	0	0	0	0
	F	0	0	0	0	0	0	0	0	0	0	0
Disorderly Conduct	M	0	0	0	0	0	0	0	0	0	0	0
	F	0	0	0	0	0	0	0	0	0	0	0
Vagrancy	M	0	0	0	0	0	0	0	0	0	0	0
	F	0	0	0	0	0	0	0	0	0	0	0
All Other Offenses (except Traffic)	M	0	0	2	0	1	1	4	8	7	14	18
	F	0	0	0	0	0	0	0	1	1	1	1
Suspicion	M	0	0	0	0	0	0	0	0	0	0	0
	F	0	0	0	0	0	0	0	0	0	0	0
Curfew and Loitering Law Violations	M	0	0	0	0	0	0	0	0	0	0	0
	F	0	0	0	0	0	0	0	0	0	0	0
Runaway	M	0	0	0	0	0	0	0	0	0	0	0
	F	0	0	0	0	0	0	0	0	0	0	0
GRAND TOTAL		0	1	11	3	4	10	29	12	17	22	30

*The criminal statistics within this publication are only those criminal statistics reported to the Uniform Crime Reporting Program by the participating law enforcement agencies.

												over		
22	23	24	25-29	30-34	35-39	40-44	45-49	50-54	55-59	60-64	64	Total >18	Grand Total	
0 0	0 0	0 0	0 0	0 0	0 0	0 0	0 0	0 0	0 1	0 0	0 0	0 1	0 1	
0 0	0 0	0 0	0 0	0 0	0 0	0 0	0 0	0 0	0 0	0 0	0 0	0 0	0 0	
0 0	0 0	0 0	0 0	0 0	0 0	0 0	0 0	0 0	0 0	0 0	0 0	0 0	0 0	
0 0	0 0	0 0	0 0	0 0	0 0	0 0	0 0	0 0	0 0	0 0	0 0	0 0	0 0	
0 0	0 0	0 0	0 0	0 0	0 0	0 0	0 0	0 0	0 0	0 0	0 0	0 0	0 0	
0 0	0 0	0 0	0 0	1 0	1 0	0 0	0 0	0 0	0 0	0 0	0 0	2 1	2 1	
0 0	1 0	0 0	0 0	0 1	1 0	1 0	0 1	0 1	0 0	0 0	0 0	4 3	5 3	
0 0	0 0	1 0	1 0	0 0	0 2	0 0	0 0	0 1	0 0	0 0	0 0	2 4	2 4	
0 0	0 0	0 0	0 0	0 0	1 0	0 0	0 0	1 0	0 0	0 0	0 0	3 0	5 4	
0 0	0 0	0 0	0 0	1 0	2 0	0 0	0 0	0 0	0 0	0 0	0 0	3 0	3 0	
0 0	0 0	0 0	0 0	0 0	0 0	0 0	0 0	0 0	0 0	0 0	0 0	1 0	3 0	
0 0	0 0	0 0	0 0	0 0	0 0	0 0	0 0	0 0	0 0	0 0	0 0	1 0	1 0	
0 0	0 0	0 0	0 0	0 0	1 0	0 0	0 0	0 0	0 0	0 0	0 0	1 0	1 0	
0 0	0 0	2 0	0 0	0 0	0 0	0 0	0 0	0 0	0 0	0 0	0 0	2 0	2 0	
0 0	0 0	0 0	0 0	0 0	0 0	0 0	0 0	0 0	0 0	0 0	0 0	0 0	0 0	
0 0	0 0	0 0	0 0	0 0	0 0	1 0	0 0	0 0	0 0	0 0	1 0	2 0	2 0	
0 0	0 0	0 0	0 0	0 0	0 0	0 0	0 0	0 0	0 0	0 0	0 0	0 0	0 0	
0 0	0 0	0 0	0 0	0 0	0 0	0 0	0 0	0 0	0 0	0 0	0 0	0 0	0 0	
0 0	0 0	0 0	1 0	1 0	1 0	0 0	0 0	0 0	1 0	0 0	0 0	4 0	4 0	
0 0	0 0	0 0	0 0	0 0	0 0	1 0	0 0	0 0	0 0	0 0	0 0	1 0	1 0	
0 0	0 0	0 0	0 0	0 0	0 0	0 0	1 0	0 0	0 0	0 0	0 0	1 0	1 0	
4 0	1 1	0 1	8 1	8 3	5 0	2 0	5 2	2 1	0 2	0 0	0 0	43 13	46 14	
0 0	0 0	0 0	0 0	0 0	0 0	0 0	0 0	0 0	0 0	0 0	0 0	0 0	0 0	
2 1	0 1	3 1	3 2	5 0	4 5	1 1	6 3	0 3	1 1	0 1	0 0	29 19	34 21	
4 1	4 3	3 2	11 7	13 5	13 1	9 6	18 6	10 6	7 0	1 1	6 1	105 43	108 43	
0 0	0 0	0 0	0 0	1 0	1 0	1 0	0 1	0 0	0 0	0 0	0 0	4 2	5 2	
0 0	1 0	1 0	1 0	4 2	2 0	1 3	0 0	4 0	2 0	0 0	0 0	16 5	16 5	
0 0	0 0	0 0	0 0	1 0	1 0	0 0	1 0	0 0	0 1	0 0	0 0	4 1	4 1	
0 0	0 0	0 0	0 0	0 0	0 0	0 0	0 0	0 0	0 0	0 0	0 0	0 0	0 0	
13 4	12 1	13 6	31 9	12 2	19 11	22 5	19 4	13 3	4 2	1 0	3 0	209 51	213 51	

Carlin PD Arrests By Offense and Age

OFFENSE	SEX	9 & Under	10-12	13-14	15	16	17	Total <18	18	19	20	21
Murder	M	0	0	0	0	0	0	0	0	0	0	0
	F	0	0	0	0	0	0	0	0	0	0	0
Manslaughter by Negligence	M	0	0	0	0	0	0	0	0	0	0	0
	F	0	0	0	0	0	0	0	0	0	0	0
Forcible Rape	M	0	0	0	0	0	0	0	0	0	0	0
	F	0	0	0	0	0	0	0	0	0	0	0
Robbery	M	0	0	0	0	0	0	0	0	0	0	0
	F	0	0	0	0	0	0	0	0	0	0	0
Aggravated Assault	M	0	0	0	0	0	0	0	0	0	1	0
	F	0	0	0	1	0	0	1	0	0	0	0
Other Assaults	M	0	0	0	0	0	2	2	0	0	0	0
	F	0	0	0	0	0	0	0	0	0	0	1
Burglary	M	0	0	1	0	0	0	1	0	1	1	1
	F	0	1	0	1	0	0	2	0	0	0	0
Larceny--Theft	M	0	0	0	0	1	0	1	0	0	0	0
	F	0	0	0	0	0	0	0	0	0	0	0
Motor Vehicle Theft	M	0	0	0	0	0	0	0	0	0	0	0
	F	0	0	0	0	0	0	0	0	0	0	0
Arson	M	0	0	0	0	0	0	0	0	0	0	0
	F	0	0	0	0	0	0	0	0	0	0	0
Forgery & Counterfeiting	M	0	0	0	0	0	0	0	0	0	0	0
	F	0	0	0	0	0	0	0	0	0	0	0
Fraud	M	0	0	0	0	0	0	0	0	0	0	0
	F	0	0	0	0	0	0	0	0	0	0	0
Embezzlement	M	0	0	0	0	0	0	0	0	0	0	0
	F	0	0	0	0	0	0	0	0	0	0	0
Stolen Property-Buy, Possess, Receive	M	0	0	0	0	0	0	0	0	0	0	0
	F	0	0	0	0	0	0	0	0	0	0	0
Vandalism	M	0	0	0	0	0	0	0	0	0	0	0
	F	0	0	0	0	0	0	0	0	0	0	0
Weapons-carrying, possession, etc...	M	0	1	0	0	0	0	1	0	0	0	0
	F	0	0	0	0	0	0	0	0	0	0	0
Prostitution & Commercialized Vice	M	0	0	0	0	0	0	0	0	0	0	0
	F	0	0	0	0	0	0	0	0	0	0	0
Other Sex Offenses	M	0	0	0	0	0	0	0	0	0	0	0
	F	0	0	0	0	0	0	0	0	0	0	0
Drug Abuse Violations	M	0	0	0	0	0	0	0	0	0	0	0
	F	0	0	0	0	0	0	0	0	0	0	0
Gambling	M	0	0	0	0	0	0	0	0	0	0	0
	F	0	0	0	0	0	0	0	0	0	0	0
Offenses Against Family & Children	M	0	0	0	0	0	0	0	0	0	0	0
	F	0	0	0	0	0	0	0	0	0	0	0
Driving Under the Influence	M	0	0	0	0	0	0	0	1	0	0	1
	F	0	0	0	0	0	0	0	0	0	0	0
Liquor Laws	M	0	0	0	0	0	0	0	0	0	1	0
	F	0	0	0	0	0	0	0	0	0	0	0
Drunkenness	M	0	0	0	0	0	0	0	0	0	0	0
	F	0	0	0	0	0	0	0	0	0	0	0
Disorderly Conduct	M	0	0	0	0	0	0	0	0	0	0	0
	F	0	0	0	0	0	0	0	0	0	0	0
Vagrancy	M	0	0	0	0	0	0	0	0	0	0	0
	F	0	0	0	0	0	0	0	0	0	0	0
All Other Offenses (except Traffic)	M	0	0	2	1	0	0	3	0	0	0	0
	F	0	0	0	0	0	0	0	0	0	0	0
Suspicion	M	0	0	0	0	0	0	0	0	0	0	0
	F	0	0	0	0	0	0	0	0	0	0	0
Curfew and Loitering Law Violations	M	0	0	0	0	0	0	0	0	0	0	0
	F	0	0	0	0	0	0	0	0	0	0	0
Runaway	M	0	0	0	0	2	0	2	0	0	0	0
	F	0	0	0	0	0	0	0	0	0	0	0
GRAND TOTAL		0	2	3	3	3	2	13	1	1	3	3

*The criminal statistics within this publication are only those criminal statistics reported to the Uniform Crime Reporting Program by the participating law enforcement agencies.

[illegible]

Carson City SO Arrests by Offense and Age

OFFENSE	SEX	9 & Under	10-12	13-14	15	16	17	Total <18	18	19	20	21
Murder	M	0	0	0	0	0	0	0	0	0	0	0
	F	0	0	0	0	0	0	0	0	0	0	0
Manslaughter by Negligence	M	0	0	0	0	0	0	0	0	0	0	0
	F	0	0	0	0	0	0	0	0	0	0	0
Forcible Rape	M	0	0	0	1	0	0	1	0	0	0	0
	F	0	0	0	0	0	0	0	0	0	0	0
Robbery	M	0	0	0	4	0	1	5	2	0	1	2
	F	0	0	0	2	0	0	2	0	0	0	0
Aggravated Assault	M	1	4	2	4	5	3	19	4	5	7	8
	F	0	3	5	1	0	1	10	0	0	1	2
Other Assaults	M	0	1	4	2	4	1	12	12	7	7	9
	F	0	2	3	5	3	4	17	3	0	3	3
Burglary	M	0	5	5	0	2	0	12	4	1	1	1
	F	0	0	1	0	0	2	3	1	2	0	0
Larceny--Theft	M	0	3	12	8	9	18	50	13	9	17	6
	F	0	3	8	16	15	18	60	16	11	7	6
Motor Vehicle Theft	M	0	0	0	2	0	0	2	0	1	1	0
	F	0	0	0	0	0	0	0	0	0	0	0
Arson	M	0	1	0	0	0	0	1	2	0	0	2
	F	0	0	0	0	0	0	0	0	0	0	1
Forgery & Counterfeiting	M	0	0	0	0	0	0	0	0	1	1	0
	F	0	0	0	0	0	0	0	0	0	0	0
Fraud	M	0	0	0	0	0	1	1	1	4	2	1
	F	0	0	0	0	0	1	1	0	1	2	1
Embezzlement	M	0	0	0	0	0	0	0	0	0	1	0
	F	0	0	0	0	0	0	0	0	0	0	0
Stolen Property-Buy, Possess, Receive	M	0	0	1	0	0	1	2	2	2	1	1
	F	0	0	0	0	0	0	0	0	2	1	0
Vandalism	M	0	0	0	2	2	0	4	2	2	1	1
	F	0	0	0	0	0	0	0	0	0	0	0
Weapons-carrying, possession, etc...	M	0	0	0	1	0	1	2	0	1	0	0
	F	0	0	0	0	0	0	0	0	0	0	0
Prostitution & Commercialized Vice	M	0	0	0	0	0	0	0	0	0	0	0
	F	0	0	0	0	0	0	0	0	0	0	0
Other Sex Offenses	M	0	0	2	0	1	0	3	1	1	2	0
	F	0	0	0	0	0	0	0	0	0	0	0
Drug Abuse Violations	M	0	0	3	1	1	7	12	6	3	5	10
	F	0	1	0	1	0	1	3	3	2	1	1
Gambling	M	0	0	0	0	0	0	0	0	0	0	0
	F	0	0	0	0	0	0	0	0	0	0	0
Offenses Against Family & Children	M	0	0	0	0	0	0	0	1	0	1	0
	F	0	0	0	0	0	0	0	0	3	0	0
Driving Under the Influence	M	0	0	0	0	0	2	2	3	2	3	9
	F	0	0	0	0	0	0	0	1	0	0	3
Liquor Laws	M	0	0	1	11	15	31	58	40	24	24	2
	F	0	0	5	9	8	12	34	13	11	7	0
Drunkenness	M	0	0	0	0	0	0	0	0	0	0	0
	F	0	0	0	0	0	0	0	0	0	0	0
Disorderly Conduct	M	0	1	4	5	3	5	18	2	1	0	1
	F	0	0	11	1	1	0	13	0	0	0	0
Vagrancy	M	0	0	0	0	0	0	0	0	0	0	0
	F	0	0	0	0	0	0	0	0	0	0	0
All Other Offenses (except Traffic)	M	0	1	17	21	17	21	77	32	70	51	69
	F	0	4	6	4	6	11	31	12	18	14	15
Suspicion	M	0	0	0	0	0	0	0	0	0	0	0
	F	0	0	0	0	0	0	0	0	0	0	0
Curfew and Loitering Law Violations	M	0	0	0	0	1	0	1	0	0	0	0
	F	0	0	0	0	0	0	0	0	0	0	0
Runaway	M	0	1	0	5	2	2	10	0	0	0	0
	F	0	0	11	8	3	2	24	0	0	0	0
GRAND TOTAL		1	30	101	114	98	146	490	176	184	162	154

*The criminal statistics within this publication are only those criminal statistics reported to the Uniform Crime Reporting Program by the participating law enforcement agencies.

Carson City SO Arrests by Offense and Age

													over	Total >18	Grand Total
22	23	24	25-29	30-34	35-39	40-44	45-49	50-54	55-59	60-64	64				
0	0	0	0	0	0	0	0	0	0	0	0	0	0	0	0
0	0	0	0	0	0	0	0	0	0	0	0	0	0	0	0
0	0	0	0	0	0	0	0	0	0	0	0	0	0	0	0
0	0	0	0	0	0	0	0	0	0	0	0	0	0	0	0
0	0	0	0	0	0	0	1	0	0	0	0	0	1	2	2
0	0	0	0	0	0	0	0	0	0	0	0	0	0	0	0
0	1	0	3	1	1	1	1	0	0	0	0	1	14	19	19
2	0	0	0	0	0	0	0	0	0	0	0	0	2	4	4
2	3	2	16	7	8	6	3	12	0	1	1	1	85	104	104
0	0	0	1	2	2	0	3	1	0	0	0	0	12	22	22
16	8	10	39	19	24	11	12	10	11	5	4	4	204	216	216
8	2	3	7	7	7	10	4	2	1	0	0	0	60	77	77
1	0	1	3	4	3	9	3	1	1	0	0	0	33	45	45
0	0	0	2	3	1	0	1	0	0	0	0	0	10	13	13
5	7	7	22	10	9	7	10	5	3	0	0	0	130	180	180
4	6	8	11	8	8	7	8	4	0	0	1	1	105	165	165
0	1	0	0	0	1	0	1	0	0	0	0	0	5	7	7
0	0	0	0	1	0	0	0	0	0	0	0	0	1	1	1
0	0	4	5	3	0	0	2	1	1	1	0	0	21	22	22
0	0	0	4	0	1	0	0	2	0	0	0	0	8	8	8
0	0	0	0	0	0	0	1	0	0	0	0	0	3	3	3
0	0	0	0	0	0	0	1	0	0	0	0	0	1	1	1
0	1	0	4	6	4	5	4	3	2	1	0	0	38	39	39
2	0	2	4	7	3	3	0	1	2	0	0	0	28	29	29
0	0	0	1	0	0	0	0	0	0	1	0	0	3	3	3
0	0	0	0	0	0	2	0	1	1	0	0	0	4	4	4
1	1	0	7	2	2	1	0	0	0	0	0	0	20	22	22
0	0	0	1	0	0	0	0	0	0	0	0	0	4	4	4
2	0	0	1	1	3	0	0	0	0	0	0	0	13	17	17
0	0	0	0	0	0	0	0	0	0	0	0	0	0	0	0
0	0	0	3	1	0	0	0	1	0	0	1	0	7	9	9
0	0	0	0	0	0	0	0	0	0	0	0	0	0	0	0
0	0	0	0	0	0	0	0	0	0	0	0	0	0	0	0
0	0	0	0	0	0	0	0	0	0	0	0	0	0	0	0
0	1	0	4	8	2	2	3	2	1	1	0	0	28	31	31
0	0	0	0	0	1	0	0	0	0	0	0	0	1	1	1
5	5	6	17	10	7	8	2	5	6	1	0	0	96	108	108
0	1	1	6	2	2	4	3	2	0	0	0	0	28	31	31
1	0	0	0	0	0	0	0	0	0	0	0	0	1	1	1
0	0	0	0	0	0	0	0	0	0	0	0	0	0	0	0
1	0	1	1	0	3	2	0	0	0	0	0	0	10	10	10
1	0	0	5	3	1	1	3	0	0	1	1	1	19	19	19
2	3	6	25	13	18	17	10	11	6	8	8	8	144	146	146
2	0	0	11	8	3	8	8	3	0	2	2	2	51	51	51
6	2	4	11	7	7	3	4	6	5	1	2	2	148	206	206
1	1	2	3	1	3	1	3	3	1	0	1	1	51	85	85
0	0	0	0	0	0	0	0	0	0	0	0	0	0	0	0
0	0	0	0	0	0	0	0	0	0	0	0	0	0	0	0
5	1	0	8	5	4	0	2	3	2	2	1	1	37	55	55
0	0	1	1	0	0	1	0	2	1	0	0	0	6	19	19
0	0	0	0	0	0	0	0	0	0	0	0	0	0	0	0
0	0	0	0	0	0	0	0	0	0	0	0	0	0	0	0
61	40	46	180	96	90	74	65	41	25	13	11	11	964	1,041	1,041
27	20	23	60	42	18	24	33	6	7	1	8	8	328	359	359
0	0	0	0	0	0	0	0	0	0	0	0	0	0	0	0
0	0	0	0	0	0	0	0	0	0	0	0	0	0	0	0
0	0	0	0	0	0	0	0	0	0	0	0	0	0	1	1
0	0	0	0	0	0	0	0	0	0	0	0	0	0	0	0
0	0	0	0	0	0	0	0	0	0	0	0	0	0	10	10
0	0	0	0	0	0	0	0	0	0	0	0	0	0	24	24
155	104	127	466	277	236	207	191	128	76	39	42	42	2,724	3,214	3,214

Churchill Co SO Arrests By Offense and Age

OFFENSE	SEX	9 & Under	10-12	13-14	15	16	17	Total <18	18	19	20	21
Murder	M	0	0	0	0	0	0	0	0	0	0	0
	F	0	0	0	0	0	0	0	0	0	0	0
Manslaughter by Negligence	M	0	0	0	0	0	0	0	0	0	0	0
	F	0	0	0	0	0	0	0	0	0	0	0
Forcible Rape	M	0	0	0	0	0	0	0	0	0	0	0
	F	0	0	0	0	0	0	0	0	0	0	0
Robbery	M	0	0	0	0	0	0	0	0	0	0	0
	F	0	0	0	0	0	0	0	0	0	0	0
Aggravated Assault	M	0	0	0	0	0	0	0	0	0	0	0
	F	0	0	0	0	0	0	0	0	0	0	0
Other Assaults	M	0	1	3	0	1	6	11	0	1	2	2
	F	0	0	0	0	2	1	3	0	0	0	0
Burglary	M	0	0	0	1	4	2	7	0	2	2	0
	F	0	0	3	0	0	0	3	0	0	0	0
Larceny--Theft	M	0	4	1	0	0	2	7	0	1	0	1
	F	0	0	0	0	0	0	0	0	1	0	0
Motor Vehicle Theft	M	0	0	3	1	0	0	4	1	0	0	0
	F	0	0	0	0	0	0	0	1	0	0	0
Arson	M	1	0	0	0	0	0	1	0	0	0	0
	F	0	0	0	0	0	0	0	0	0	0	0
Forgery & Counterfeiting	M	0	0	0	0	0	0	0	0	0	0	0
	F	0	0	0	0	0	0	0	0	0	0	0
Fraud	M	0	0	0	0	0	0	0	0	0	0	0
	F	0	0	0	0	0	0	0	0	0	1	0
Embezzlement	M	0	0	0	0	0	0	0	0	0	0	0
	F	0	0	0	0	0	0	0	0	0	0	0
Stolen Property-Buy, Possess, Receive	M	0	0	0	0	0	0	0	0	0	0	0
	F	0	0	0	0	0	0	0	0	0	0	0
Vandalism	M	1	0	1	0	0	1	3	0	1	0	0
	F	0	0	0	0	0	0	0	0	0	0	0
Weapons-carrying, possession, etc...	M	0	0	0	0	0	0	0	0	2	0	0
	F	0	0	0	0	0	0	0	0	0	0	0
Prostitution & Commercialized Vice	M	0	0	0	0	0	0	0	0	0	0	0
	F	0	0	0	0	0	0	0	0	0	0	0
Other Sex Offenses	M	0	0	1	0	0	0	1	0	0	0	0
	F	0	0	0	0	0	0	0	0	0	0	0
Drug Abuse Violations	M	0	0	0	0	0	2	2	0	2	0	2
	F	0	0	0	0	0	2	2	0	0	0	0
Gambling	M	0	0	0	0	0	0	0	0	0	0	0
	F	0	0	0	0	0	0	0	0	0	0	0
Offenses Against Family & Children	M	0	0	0	0	0	1	1	0	0	0	0
	F	0	0	0	0	0	0	0	0	0	0	0
Driving Under the Influence	M	0	0	0	0	0	0	0	1	6	2	7
	F	0	0	0	0	0	0	0	1	2	1	1
Liquor Laws	M	0	0	2	3	2	9	16	9	11	4	0
	F	0	0	1	2	4	2	9	3	8	2	0
Drunkeness	M	0	0	0	0	1	1	2	0	0	0	1
	F	0	0	0	0	0	0	0	0	0	0	0
Disorderly Conduct	M	0	0	1	0	0	0	1	0	0	0	0
	F	0	0	0	0	0	0	0	0	0	0	0
Vagrancy	M	0	0	0	0	0	0	0	0	0	0	0
	F	0	0	0	0	0	0	0	0	0	0	0
All Other Offenses (except Traffic)	M	3	9	8	4	14	10	48	2	11	19	16
	F	1	0	0	0	0	0	1	1	3	1	3
Suspicion	M	0	0	0	1	0	0	1	0	0	0	0
	F	0	0	0	0	0	0	0	0	0	0	0
Curfew and Loitering Law Violations	M	0	0	1	1	0	0	2	0	0	0	0
	F	1	2	2	0	0	0	5	0	0	0	0
Runaway	M	0	0	3	3	0	3	9	0	0	0	0
	F	0	0	6	3	6	0	15	0	0	0	0
GRAND TOTAL		7	16	36	19	34	42	154	19	51	34	33

*The criminal statistics within this publication are only those criminal statistics reported to the Uniform Crime Reporting Program by the participating law enforcement agencies.

Churchill Co SO Arrests By Offense and Age

													over	Total >18	Grand Total
22	23	24	25-29	30-34	35-39	40-44	45-49	50-54	55-59	60-64	64	64			
0	0	0	0	0	0	0	0	0	0	0	0	0	0	0	0
0	0	0	0	0	0	0	0	0	0	0	0	0	0	0	0
0	0	0	0	0	0	0	0	0	0	0	0	0	0	0	0
0	0	0	0	0	0	0	0	0	0	0	0	0	0	0	0
0	0	0	1	0	0	0	0	0	0	0	0	0	1	1	1
0	0	0	0	0	0	0	0	0	0	0	0	0	0	0	0
0	0	0	0	0	0	0	0	0	0	0	0	0	0	0	0
0	0	0	0	0	0	0	0	0	0	0	0	0	0	0	0
0	0	0	0	0	2	1	0	0	0	0	0	0	3	3	3
0	0	0	0	0	0	0	1	0	0	0	0	0	1	1	1
2	1	1	5	4	2	6	0	1	2	1	0	0	30	41	41
0	0	0	1	3	1	2	0	0	0	0	0	0	7	10	10
0	0	0	0	0	0	0	1	0	0	0	0	0	5	12	12
0	0	0	0	1	0	1	0	0	0	0	0	0	2	5	5
0	0	0	0	0	2	1	0	0	0	0	0	0	5	12	12
0	0	0	0	0	1	0	0	0	1	0	0	0	3	3	3
0	0	0	1	2	0	0	0	0	0	0	0	0	4	8	8
0	1	0	0	0	0	0	0	0	0	0	0	0	2	2	2
0	0	0	0	0	0	0	0	0	0	0	0	0	0	1	1
0	0	0	0	0	0	0	0	0	0	0	0	0	0	0	0
0	1	0	0	0	0	0	0	0	0	0	0	0	1	1	1
0	0	0	0	0	0	0	0	0	0	0	0	0	0	0	0
0	0	0	1	0	1	2	0	0	0	0	0	0	4	4	4
0	0	0	1	0	1	0	1	1	0	0	0	0	5	5	5
0	0	0	0	0	0	0	0	0	0	0	0	0	0	0	0
0	0	0	0	0	0	0	1	0	0	0	0	0	1	1	1
0	0	0	0	1	0	0	0	0	0	0	0	0	1	1	1
0	0	0	0	0	0	1	0	0	0	0	0	0	1	1	1
0	0	1	0	0	0	2	0	0	0	0	0	0	4	7	7
0	0	0	0	0	0	0	0	0	0	0	0	0	0	0	0
0	0	0	0	0	0	0	0	0	0	0	0	0	2	2	2
0	0	0	0	0	0	0	0	0	0	0	0	0	0	0	0
0	0	0	0	0	0	0	0	0	0	0	0	0	0	0	0
0	0	0	0	0	0	0	0	0	0	0	0	0	0	0	0
0	0	0	0	0	0	0	0	0	0	0	0	0	0	1	1
0	0	0	0	0	0	0	0	0	0	0	0	0	0	0	0
1	0	0	1	0	0	0	0	0	0	0	0	0	6	8	8
0	0	0	0	0	0	0	0	0	0	0	0	0	0	2	2
0	0	0	0	0	0	0	0	0	0	0	0	0	0	0	0
0	0	0	0	0	0	0	0	0	0	0	0	0	0	0	0
0	0	0	0	0	0	0	0	0	0	0	0	0	0	0	0
0	0	0	0	0	0	0	0	0	0	0	0	0	0	1	1
0	0	0	0	0	0	0	0	0	0	0	0	0	0	0	0
2	2	1	13	9	4	13	10	8	5	2	4	4	89	89	89
1	1	0	2	3	3	4	4	3	1	0	0	0	27	27	27
0	0	0	0	0	0	0	0	0	0	0	0	0	24	40	40
0	0	0	0	0	0	0	0	0	0	0	0	0	13	22	22
0	3	1	1	0	5	1	0	0	0	0	0	0	12	14	14
0	0	0	0	0	0	0	0	0	0	0	0	0	0	0	0
0	0	0	0	0	0	0	0	0	0	0	0	0	0	1	1
0	0	0	0	0	0	0	0	0	0	0	0	0	0	0	0
0	0	0	0	0	0	0	0	0	0	0	0	0	0	0	0
0	0	0	0	0	0	0	0	0	0	0	0	0	0	0	0
9	8	10	41	35	19	26	23	10	3	6	2	2	240	288	288
2	3	3	14	11	9	12	3	4	1	2	0	0	72	73	73
0	0	0	0	0	0	0	0	0	0	0	0	0	0	1	1
0	0	0	0	0	0	0	0	0	0	0	0	0	0	0	0
0	0	0	0	0	0	0	0	0	0	0	0	0	0	2	2
0	0	0	0	0	0	0	0	0	0	0	0	0	0	5	5
0	0	0	0	0	0	0	0	0	0	0	0	0	0	9	9
0	0	0	0	0	0	0	0	0	0	0	0	0	0	15	15
17	20	17	82	69	50	72	44	27	13	11	6	6	565	719	719

Clark Co Schools PD Arrests By Offense and Age

OFFENSE	SEX	9 & Under							Total <18	18	19	20	21
		10-12	13-14	15	16	17							
Murder	M	0	0	0	0	0	0	0	0	0	0	0	0
	F	0	0	0	0	0	0	0	0	0	0	0	0
Manslaughter by Negligence	M	0	0	0	0	0	0	0	0	0	0	0	0
	F	0	0	0	0	0	0	0	0	0	0	0	0
Forcible Rape	M	0	0	0	0	0	0	0	0	0	0	0	0
	F	0	0	0	0	0	0	0	0	0	0	0	0
Robbery	M	0	2	12	5	12	3	34	0	0	0	0	0
	F	0	0	2	1	0	1	4	0	0	0	0	0
Aggravated Assault	M	0	5	5	2	1	2	15	1	0	0	0	0
	F	0	1	1	0	1	0	3	0	0	0	0	0
Other Assaults	M	10	66	109	47	34	37	303	13	2	0	0	0
	F	2	16	67	22	21	16	144	1	0	0	0	0
Burglary	M	2	18	22	8	8	9	67	2	0	1	1	1
	F	0	1	0	0	1	0	2	0	0	0	0	0
Larceny--Theft	M	1	13	28	21	20	15	98	5	0	0	0	0
	F	0	10	10	8	4	4	36	0	0	0	0	0
Motor Vehicle Theft	M	0	0	2	0	1	1	4	0	0	0	0	0
	F	0	0	0	1	0	1	2	0	0	0	0	0
Arson	M	1	2	6	4	0	1	14	0	0	0	0	0
	F	0	1	1	1	2	0	5	0	0	0	0	0
Forgery & Counterfeiting	M	0	0	2	0	3	1	6	0	0	0	0	0
	F	0	0	0	0	0	0	0	0	0	0	0	0
Fraud	M	0	1	3	0	0	0	4	0	0	0	0	0
	F	0	0	3	0	0	0	3	0	0	0	0	0
Embezzlement	M	0	0	0	0	0	0	0	0	0	0	0	0
	F	0	0	0	0	0	0	0	0	0	0	0	0
Stolen Property-Buy, Possess, Receive	M	1	5	8	8	4	6	32	5	0	0	0	0
	F	0	0	1	2	5	3	11	0	0	0	0	0
Vandalism	M	4	20	68	40	40	21	193	2	0	0	1	1
	F	0	5	5	6	1	3	20	2	1	0	0	0
Weapons-carrying, possession, etc...	M	7	17	42	29	26	17	138	5	4	0	0	0
	F	0	4	6	2	2	1	15	0	0	0	0	0
Prostitution & Commercialized Vice	M	0	0	0	0	0	0	0	0	0	0	0	0
	F	0	0	0	0	0	0	0	0	0	0	0	0
Other Sex Offenses	M	0	2	13	3	5	1	24	0	1	0	0	0
	F	0	0	2	0	1	0	3	0	0	0	0	0
Drug Abuse Violations	M	0	31	137	113	126	72	479	35	7	0	2	2
	F	0	7	48	37	32	20	144	2	1	0	0	2
Gambling	M	0	0	0	0	0	0	0	0	0	0	0	0
	F	0	0	0	0	0	0	0	0	0	0	0	0
Offenses Against Family & Children	M	0	0	0	1	1	2	4	1	1	1	0	0
	F	0	0	0	1	0	0	1	0	0	0	0	0
Driving Under the Influence	M	0	0	0	0	0	0	0	0	0	0	0	0
	F	0	0	0	0	0	0	0	0	0	0	0	0
Liquor Laws	M	0	0	4	4	11	5	24	5	4	1	0	0
	F	0	0	10	3	4	1	18	2	3	1	0	0
Drunkenness	M	0	0	0	0	0	0	0	0	0	0	0	0
	F	0	0	0	0	0	0	0	0	0	0	0	0
Disorderly Conduct	M	1	37	130	125	145	95	533	20	3	0	1	1
	F	0	19	81	77	95	49	321	5	0	1	0	0
Vagrancy	M	0	0	0	0	0	0	0	0	0	0	0	0
	F	0	0	0	0	0	0	0	0	0	0	0	0
All Other Offenses (except Traffic)	M	2	24	122	132	135	108	523	63	24	12	6	6
	F	1	1	39	39	34	21	135	7	2	0	0	0
Suspicion	M	0	0	0	0	0	0	0	0	0	0	0	0
	F	0	0	0	0	0	0	0	0	0	0	0	0
Curfew and Loitering Law Violations	M	0	0	0	0	7	4	11	0	0	0	0	0
	F	0	0	0	3	2	2	7	0	0	0	0	0
Runaway	M	0	0	0	0	0	0	0	0	0	0	0	0
	F	0	0	0	0	0	0	0	0	0	0	0	0
GRAND TOTAL		32	308	989	745	784	522	3,380	176	53	17	13	13

*The criminal statistics within this publication are only those criminal statistics reported to the Uniform Crime Reporting Program by the participating law enforcement agencies.

Clark Co Schools PD Arrests By Offense and Age

													over	Total >18	Grand Total
22	23	24	25-29	30-34	35-39	40-44	45-49	50-54	55-59	60-64	64				
0	0	0	0	0	0	0	0	0	0	0	0	0	0	0	0
0	0	0	0	0	0	0	0	0	0	0	0	0	0	0	0
0	0	0	0	0	0	0	0	0	0	0	0	0	0	0	0
0	0	0	0	0	0	0	0	0	0	0	0	0	0	0	0
0	0	0	0	0	0	0	0	0	0	0	0	0	0	0	0
0	0	0	0	0	0	0	0	0	0	0	0	0	0	0	34
0	0	0	0	0	0	0	0	0	0	0	0	0	0	0	4
0	0	0	0	0	0	0	0	0	0	0	0	0	0	1	16
0	0	0	0	0	0	0	0	0	0	0	0	0	0	0	3
0	0	0	0	0	1	2	2	1	0	0	0	0	21	324	
0	0	0	2	0	1	0	1	0	0	0	0	0	5	149	
0	1	0	0	1	0	1	0	0	0	0	0	0	7	74	
0	0	0	0	0	0	0	0	0	0	0	0	0	0	2	
0	0	0	0	1	0	0	0	1	0	0	0	0	7	105	
0	0	0	0	0	0	0	0	0	0	0	0	1	1	37	
0	0	0	0	0	0	0	0	0	0	0	0	0	0	4	
0	0	0	0	0	0	0	0	0	0	0	0	0	0	2	
0	0	0	0	0	0	0	0	0	0	0	0	0	0	14	
0	0	0	0	0	0	0	0	0	0	0	0	0	0	5	
0	0	0	0	0	0	0	0	0	0	0	0	0	0	6	
0	0	0	0	0	0	0	0	0	0	0	0	0	0	0	
0	0	0	0	0	0	0	0	0	0	0	0	0	0	4	
0	0	0	0	0	0	0	0	0	0	0	0	0	0	3	
0	0	0	0	0	0	0	0	0	0	0	0	0	0	0	
0	0	0	0	0	0	0	0	0	0	0	0	0	0	0	
0	0	1	0	0	0	0	0	0	0	0	0	0	6	38	
0	0	0	0	0	0	0	0	0	0	0	0	0	0	11	
0	1	1	0	0	0	0	0	0	0	0	0	0	5	198	
0	0	0	1	0	0	0	0	0	0	0	0	0	4	24	
0	1	0	0	2	0	0	0	0	0	0	0	0	12	150	
0	0	0	0	0	0	0	0	0	0	0	0	0	0	15	
0	0	0	0	0	0	0	0	0	0	0	0	0	0	0	
0	0	0	0	0	0	1	0	1	0	0	0	0	3	27	
0	0	0	0	0	0	0	0	1	0	0	0	0	1	4	
0	0	0	3	3	1	0	1	0	0	0	0	0	52	531	
0	0	0	1	1	0	0	0	0	0	0	0	0	7	151	
0	0	0	0	0	0	0	0	0	0	0	0	0	0	0	
0	0	0	0	0	0	0	0	0	0	0	0	0	0	0	
0	0	0	1	1	0	0	1	0	0	0	1	1	8	12	
0	0	0	0	0	1	0	0	0	0	0	0	0	1	2	
0	0	0	0	0	0	0	0	0	0	0	0	0	0	0	
0	0	0	0	0	0	0	0	0	0	0	0	0	0	0	
1	1	1	1	2	2	4	0	0	0	0	0	0	22	46	
0	1	0	0	1	1	2	0	0	1	0	0	0	12	30	
0	0	0	0	0	0	0	0	0	0	0	0	0	0	0	
0	0	0	0	0	0	0	0	0	0	0	0	0	0	0	
0	1	0	1	0	1	1	1	0	0	2	1	32	565		
0	0	1	1	0	2	0	1	0	0	0	0	11	332		
0	0	0	0	0	0	0	1	0	0	0	0	1	1	0	
0	0	0	0	0	0	0	0	0	0	0	0	0	0	0	
8	7	1	7	2	3	3	3	0	0	0	0	0	139	662	
0	0	0	0	1	1	3	0	0	0	1	0	15	150		
0	0	0	0	0	0	0	0	0	0	0	0	0	0	0	
0	0	0	0	0	0	0	0	0	0	0	0	0	0	0	
0	0	0	0	0	0	0	0	0	0	0	0	0	0	11	
0	0	0	0	0	0	0	0	0	0	0	0	0	0	7	
0	0	0	0	0	0	0	0	0	0	0	0	0	0	0	
0	0	0	0	0	0	0	0	0	0	0	0	0	0	0	
9	13	5	18	16	16	17	11	1	1	4	3	373	3,753		

Douglas Co SO Arrests By Offense and Age

OFFENSE	SEX	9 &	10-12	13-14	15	16	17	Total <18	18	19	20	21
		Under										
Murder	M	0	0	0	2	0	0	2	0	0	0	0
	F	0	0	0	0	0	0	0	0	0	0	0
Manslaughter by Negligence	M	0	0	0	0	0	0	0	0	0	0	0
	F	0	0	0	0	0	0	0	0	0	0	0
Forcible Rape	M	0	0	0	0	0	0	0	0	0	0	0
	F	0	0	0	0	0	0	0	0	0	0	0
Robbery	M	0	0	0	0	0	0	0	0	0	2	1
	F	0	0	0	0	0	0	0	0	0	0	0
Aggravated Assault	M	0	0	0	1	2	0	3	1	0	0	0
	F	0	1	0	0	0	0	1	0	0	1	0
Other Assaults	M	0	3	5	1	2	7	18	4	2	3	6
	F	0	0	3	0	2	1	6	1	4	1	4
Burglary	M	0	0	3	2	0	1	6	2	2	1	2
	F	0	0	0	0	0	0	0	0	2	0	0
Larceny--Theft	M	0	0	1	4	2	3	10	7	2	3	1
	F	0	0	0	0	0	1	1	1	4	1	1
Motor Vehicle Theft	M	0	0	0	0	0	0	0	0	0	0	0
	F	0	0	0	0	0	0	0	0	0	0	0
Arson	M	0	0	0	0	0	0	0	0	0	0	0
	F	0	0	0	0	0	0	0	0	0	0	0
Forgery & Counterfeiting	M	0	0	0	0	0	1	1	0	0	1	0
	F	0	0	0	0	0	0	0	0	0	0	0
Fraud	M	0	0	0	0	0	1	1	1	4	0	2
	F	0	0	0	0	0	0	0	0	0	0	0
Embezzlement	M	0	0	0	0	0	0	0	0	0	0	1
	F	0	0	0	0	0	0	0	0	0	0	0
Stolen Property-Buy, Possess, Receive	M	0	0	0	0	0	0	0	0	0	1	0
	F	0	0	0	0	0	0	0	0	0	0	0
Vandalism	M	0	0	1	0	2	4	7	1	2	2	1
	F	0	0	0	0	1	0	1	0	0	0	0
Weapons-carrying, possession, etc...	M	0	0	1	0	1	0	2	0	0	0	0
	F	0	0	0	0	0	0	0	0	0	0	0
Prostitution & Commercialized Vice	M	0	0	0	0	0	0	0	0	0	0	0
	F	0	0	0	0	0	0	0	0	0	0	0
Other Sex Offenses	M	0	1	0	0	0	0	1	0	0	0	1
	F	0	0	0	0	0	0	0	0	0	0	0
Drug Abuse Violations	M	0	0	5	4	4	7	20	11	13	12	10
	F	0	0	0	0	2	0	2	4	1	3	2
Gambling	M	0	0	0	0	0	0	0	0	0	1	0
	F	0	0	0	0	0	0	0	0	0	0	0
Offenses Against Family & Children	M	0	0	0	0	0	0	0	0	1	0	1
	F	0	0	0	0	0	0	0	0	0	0	0
Driving Under the Influence	M	0	0	0	0	0	3	3	5	6	3	4
	F	0	0	0	0	1	1	2	3	1	5	1
Liquor Laws	M	0	0	3	12	19	39	73	56	48	53	2
	F	0	1	2	4	19	19	45	28	20	13	1
Drunkenness	M	0	0	0	0	0	0	0	0	0	0	0
	F	0	0	0	0	0	0	0	0	0	0	0
Disorderly Conduct	M	1	0	0	0	0	0	1	1	2	2	6
	F	0	0	0	0	0	0	0	0	0	0	0
Vagrancy	M	0	0	0	0	0	0	0	0	0	0	0
	F	0	0	0	0	0	0	0	0	0	0	0
All Other Offenses (except Traffic)	M	1	2	8	6	13	22	52	20	19	27	30
	F	0	1	1	2	4	7	15	3	4	4	12
Suspicion	M	0	0	0	0	0	0	0	0	0	0	0
	F	0	0	0	0	0	0	0	0	0	0	0
Curfew and Loitering Law Violations	M	1	0	5	4	13	14	37	0	0	0	0
	F	0	0	3	3	3	8	17	0	0	0	0
Runaway	M	0	0	0	0	0	2	2	0	0	0	0
	F	0	0	0	0	1	0	1	0	0	0	0
GRAND TOTAL		3	9	41	45	91	141	330	149	137	139	89

*The criminal statistics within this publication are only those criminal statistics reported to the Uniform Crime Reporting Program by the participating law enforcement agencies.

												over	Total >18	Grand Total
22	23	24	25-29	30-34	35-39	40-44	45-49	50-54	55-59	60-64	64			
0	0	0	2	1	0	0	0	0	0	0	0	0	3	5
0	0	0	0	0	0	0	0	0	0	0	0	0	0	0
0	0	0	0	0	0	0	0	0	0	0	0	0	0	0
0	0	0	0	0	0	0	0	0	0	0	0	0	0	0
0	0	0	0	0	0	0	0	0	0	0	0	0	0	0
0	0	0	0	0	0	0	0	0	0	0	0	0	3	3
0	0	0	0	0	0	0	0	0	0	0	0	0	0	0
1	2	1	3	2	0	2	3	1	0	0	1	17	20	
1	0	0	0	0	0	0	1	1	0	2	0	6	7	
5	3	10	47	20	30	13	16	9	2	2	4	176	194	
5	2	3	19	7	6	9	6	2	2	1	0	72	78	
0	3	0	3	3	1	1	1	0	0	0	0	19	25	
0	2	0	0	1	2	2	1	0	0	0	0	10	10	
0	1	4	8	4	4	3	3	3	1	1	1	46	56	
0	0	1	2	4	3	1	0	2	0	1	1	22	23	
0	0	0	0	0	1	0	0	0	0	0	0	1	1	
0	0	0	0	0	0	0	0	0	0	0	0	0	0	
0	0	0	0	0	0	0	1	0	0	0	0	1	1	
0	0	0	0	0	0	0	0	0	0	0	0	0	0	
0	0	0	0	0	0	0	0	1	0	0	0	2	3	
1	0	0	0	0	0	0	0	0	0	0	0	1	1	
1	0	0	5	6	5	4	0	4	0	1	0	33	34	
1	0	2	1	1	3	3	4	3	0	0	0	18	18	
0	1	0	0	0	0	0	0	0	0	0	1	3	3	
0	0	1	0	1	0	0	0	0	0	0	0	2	2	
0	0	0	0	3	1	0	1	1	0	0	0	7	7	
0	0	0	0	1	0	0	0	0	0	0	0	1	1	
2	1	2	5	5	0	0	0	3	0	0	0	24	31	
0	0	0	1	0	0	0	0	1	0	0	0	2	3	
1	0	0	0	1	0	0	1	0	0	0	0	3	5	
0	0	0	0	0	0	0	0	1	0	0	0	1	1	
0	0	0	0	0	0	0	0	0	0	0	0	0	0	
0	0	0	0	0	0	0	0	0	0	0	0	0	0	
0	0	0	0	0	1	0	1	0	0	0	0	3	4	
1	0	0	0	1	0	0	0	0	0	0	0	2	2	
19	17	11	65	45	18	10	5	3	1	1	0	241	261	
0	2	2	7	4	1	1	1	0	0	0	1	29	31	
0	0	0	0	0	0	0	0	0	0	0	0	1	1	
0	0	0	0	0	0	0	0	0	0	0	0	0	0	
0	0	0	0	1	2	3	1	0	1	0	0	10	10	
0	0	0	3	1	0	1	1	0	0	0	0	6	6	
9	8	6	32	20	24	23	21	24	17	9	4	215	218	
4	1	3	10	9	7	8	11	14	6	2	4	89	91	
3	1	0	4	4	2	0	1	0	0	0	0	174	247	
0	0	0	0	1	2	1	0	1	2	1	1	71	116	
0	1	0	1	0	0	0	0	0	0	0	0	2	2	
0	0	0	0	0	0	0	0	0	0	0	0	0	0	
4	5	7	12	1	2	4	1	4	1	3	0	55	56	
1	0	1	3	2	2	2	2	1	0	0	0	14	14	
0	0	0	0	0	0	0	0	1	0	0	0	1	1	
0	0	0	0	0	0	0	0	0	0	0	0	0	0	
28	23	23	85	34	41	21	33	25	11	2	4	426	478	
13	5	3	20	15	14	6	9	4	2	2	0	116	131	
0	0	0	0	0	0	0	0	0	0	0	0	0	0	
0	0	0	0	0	0	0	0	0	0	0	0	0	0	
0	0	0	0	0	0	0	0	0	0	0	0	0	37	
0	0	0	0	0	0	0	0	0	0	0	0	0	17	
0	0	0	0	0	0	0	0	0	0	0	0	0	2	
0	0	0	0	0	0	0	0	0	0	0	0	0	1	
100	78	80	338	198	172	118	125	109	46	28	22	1,928	2,258	

Elko Co SO Arrests By Offense and Age

OFFENSE	SEX	9 & Under							Total <18	18	19	20	21
		Under 10-12	13-14	15	16	17							
Murder	M	0	0	0	0	0	0	0	0	0	0	0	
	F	0	0	0	0	0	0	0	0	0	0	0	
Manslaughter by Negligence	M	0	0	0	0	0	0	0	0	0	0	0	
	F	0	0	0	0	0	0	0	0	0	0	0	
Forcible Rape	M	0	0	0	0	0	0	0	0	0	0	0	
	F	0	0	0	0	0	0	0	0	0	0	0	
Robbery	M	0	0	1	0	0	0	1	0	0	0	0	
	F	0	0	0	0	0	0	0	0	0	0	0	
Aggravated Assault	M	0	0	0	0	0	0	0	0	0	0	0	
	F	0	0	0	0	0	0	0	0	0	0	0	
Other Assaults	M	0	0	0	0	1	0	1	0	0	0	0	
	F	0	0	1	0	0	0	1	0	0	0	0	
Burglary	M	0	0	2	1	1	1	5	1	1	0	0	
	F	0	0	1	0	0	0	1	0	0	0	0	
Larceny--Theft	M	0	1	0	0	1	0	2	0	0	0	3	
	F	0	0	0	0	0	0	0	0	0	0	0	
Motor Vehicle Theft	M	0	0	0	0	0	0	0	0	0	0	0	
	F	0	0	0	0	0	0	0	0	0	0	0	
Arson	M	0	0	0	0	0	0	0	0	0	0	0	
	F	0	0	0	0	0	0	0	0	0	0	0	
Forgery & Counterfeiting	M	0	0	0	0	0	0	0	0	0	0	0	
	F	0	0	0	0	0	0	0	0	0	0	0	
Fraud	M	0	0	0	0	0	0	0	0	0	0	0	
	F	0	0	0	0	0	0	0	0	0	0	0	
Embezzlement	M	0	0	0	0	0	0	0	0	0	0	0	
	F	0	0	0	0	0	0	0	0	0	0	0	
Stolen Property-Buy, Possess, Receive	M	0	0	0	0	0	0	0	0	0	0	0	
	F	0	0	0	0	0	0	0	0	0	0	0	
Vandalism	M	0	0	0	0	0	0	0	0	0	0	0	
	F	0	0	0	0	0	0	0	0	0	0	0	
Weapons-carrying, possession, etc...	M	0	0	0	0	0	0	0	0	0	0	0	
	F	0	0	0	0	0	0	0	0	0	0	0	
Prostitution & Commercialized Vice	M	0	0	0	0	0	0	0	0	0	0	0	
	F	0	0	0	0	0	0	0	0	0	0	0	
Other Sex Offenses	M	0	0	0	0	0	0	0	0	0	0	0	
	F	0	0	0	0	0	0	0	0	0	0	0	
Drug Abuse Violations	M	0	0	0	0	4	1	5	0	2	2	0	
	F	0	0	0	0	1	1	2	0	0	0	0	
Gambling	M	0	0	0	0	0	0	0	0	0	0	0	
	F	0	0	0	0	0	0	0	0	0	0	0	
Offenses Against Family & Children	M	0	1	0	3	1	2	7	0	0	0	0	
	F	0	0	0	0	1	0	1	0	0	0	0	
Driving Under the Influence	M	0	0	0	0	1	0	1	1	1	1	1	
	F	0	0	0	0	0	0	0	0	1	0	0	
Liquor Laws	M	0	0	2	2	5	4	13	6	6	1	1	
	F	0	0	4	0	1	0	5	1	2	2	0	
Drunkenness	M	0	0	2	0	0	2	4	0	0	1	0	
	F	0	0	2	0	0	0	2	1	0	1	0	
Disorderly Conduct	M	0	0	0	0	0	0	0	0	0	0	0	
	F	0	0	0	0	0	0	0	0	0	0	0	
Vagrancy	M	0	0	0	0	0	0	0	0	0	0	0	
	F	0	0	0	0	0	0	0	0	0	0	0	
All Other Offenses (except Traffic)	M	1	4	6	3	9	7	30	5	6	12	4	
	F	0	0	1	1	0	5	7	2	1	2	0	
Suspicion	M	0	0	0	0	0	0	0	0	0	0	0	
	F	0	0	0	0	0	0	0	0	0	0	0	
Curfew and Loitering Law Violations	M	0	0	0	0	0	1	1	0	0	0	0	
	F	0	0	0	0	1	0	1	0	0	0	0	
Runaway	M	0	0	1	0	0	1	2	0	0	0	0	
	F	0	0	0	0	2	0	2	0	0	0	0	
GRAND TOTAL		1	6	23	10	29	25	94	17	20	22	9	

**Arrest Data for Wells PD is included.

*The criminal statistics within this publication are only those criminal statistics reported to the Uniform Crime Reporting Program by the participating law enforcement agencies.

[illegible]

Elko PD Arrests By Offense and Age

OFFENSE	SEX	9 & Under							Total <18	18	19	20	21
		10-12	13-14	15	16	17							
Murder	M	0	0	0	0	0	0	0	0	0	0	0	0
	F	0	0	0	0	0	0	0	0	0	0	0	0
Manslaughter by Negligence	M	0	0	0	0	0	0	0	0	0	0	0	0
	F	0	0	0	0	0	0	0	0	0	0	0	0
Forcible Rape	M	0	0	0	0	0	0	0	0	0	0	0	0
	F	0	0	0	0	0	0	0	0	0	0	0	0
Robbery	M	0	0	0	0	0	0	0	0	0	0	0	0
	F	0	0	0	0	0	0	0	1	1	0	0	0
Aggravated Assault	M	0	0	1	0	0	0	1	0	0	0	0	1
	F	0	0	0	0	1	0	1	0	0	0	0	1
Other Assaults	M	0	1	1	0	1	0	3	2	1	1	0	0
	F	0	0	1	1	2	0	4	0	2	1	1	1
Burglary	M	0	0	0	0	1	0	1	1	0	0	0	1
	F	0	0	0	0	1	0	1	4	0	0	0	1
Larceny--Theft	M	0	0	1	3	3	4	11	3	1	3	0	0
	F	0	4	2	2	3	0	11	4	4	0	0	1
Motor Vehicle Theft	M	0	0	0	0	0	0	0	0	1	0	0	0
	F	0	0	0	1	1	0	2	0	1	0	0	0
Arson	M	0	0	0	0	0	0	0	0	0	0	0	0
	F	0	0	0	0	0	0	0	0	0	0	0	0
Forgery & Counterfeiting	M	0	0	0	0	0	0	0	0	0	0	0	0
	F	0	0	0	0	0	0	0	0	0	2	2	2
Fraud	M	0	0	0	0	0	0	0	0	0	0	0	0
	F	0	0	0	0	0	0	0	0	0	0	0	0
Embezzlement	M	0	0	0	0	0	0	0	1	0	0	0	0
	F	0	0	0	0	0	0	0	0	0	0	0	0
Stolen Property-Buy, Possess, Receive	M	0	0	0	0	0	0	0	1	0	1	0	0
	F	0	0	0	0	0	0	0	1	1	0	0	1
Vandalism	M	0	0	1	0	1	0	2	0	1	1	0	0
	F	0	0	0	0	0	0	0	1	0	0	0	0
Weapons-carrying, possession, etc...	M	0	0	0	0	0	0	0	0	0	0	0	1
	F	0	0	0	0	0	0	0	0	0	0	0	0
Prostitution & Commercialized Vice	M	0	0	0	0	0	0	0	0	0	0	0	0
	F	0	0	0	0	0	0	0	0	0	0	0	0
Other Sex Offenses	M	0	0	1	0	0	0	1	1	0	0	0	0
	F	0	0	0	1	0	0	1	0	0	1	0	0
Drug Abuse Violations	M	0	0	0	0	0	4	4	4	1	3	2	2
	F	0	0	0	0	0	2	2	3	2	2	1	0
Gambling	M	0	0	0	0	0	0	0	0	0	0	0	0
	F	0	0	0	0	0	0	0	0	0	0	0	0
Offenses Against Family & Children	M	0	0	2	0	1	0	3	0	0	0	0	0
	F	0	0	0	1	0	1	2	0	0	0	0	0
Driving Under the Influence	M	0	0	0	0	0	3	3	4	4	8	3	0
	F	0	0	0	0	0	4	4	2	5	1	5	0
Liquor Laws	M	0	0	2	4	10	19	35	23	22	20	1	0
	F	0	2	5	5	16	18	46	29	23	21	1	0
Drunkenness	M	0	0	0	0	0	0	0	0	0	0	0	0
	F	0	0	0	0	0	0	0	0	0	0	0	0
Disorderly Conduct	M	0	0	1	0	1	0	2	0	0	0	1	0
	F	0	0	1	0	0	0	1	1	0	1	0	0
Vagrancy	M	0	0	0	0	0	0	0	0	0	0	0	0
	F	0	0	0	0	0	0	0	0	0	0	0	0
All Other Offenses (except Traffic)	M	0	0	5	1	2	6	14	7	10	9	8	0
	F	0	0	0	2	3	7	12	12	10	10	14	0
Suspicion	M	0	0	0	0	0	0	0	0	0	0	0	0
	F	0	0	0	0	0	0	0	0	0	0	0	0
Curfew and Loitering Law Violations	M	0	0	9	6	6	11	32	0	0	0	0	0
	F	0	0	4	6	10	10	30	0	0	0	0	0
Runaway	M	0	1	12	5	15	8	41	0	0	0	0	0
	F	0	2	4	8	10	7	31	0	0	0	0	0
GRAND TOTAL		0	10	53	46	88	104	301	105	90	85	46	0

*The criminal statistics within this publication are only those criminal statistics reported to the Uniform Crime Reporting Program by the participating law enforcement agencies.

Elko PD Arrests By Offense and Age

22	23	24	25-29	30-34	35-39	40-44	45-49	50-54	55-59	60-64	over 64	Total >18	Grand Total
0	0	0	0	0	0	0	0	0	0	0	0	0	0
0	0	0	0	0	0	0	0	0	0	0	0	0	0
0	0	0	0	0	0	0	0	0	0	0	0	0	0
0	0	0	0	0	0	0	0	0	0	0	0	0	0
0	0	0	0	0	0	0	0	0	0	0	0	0	0
1	0	0	1	0	0	0	0	0	0	0	0	2	2
0	1	0	0	0	0	0	0	0	0	0	0	3	3
2	2	1	4	3	0	3	2	0	1	0	0	19	20
1	0	2	6	0	0	1	1	0	0	0	0	12	13
5	4	3	20	5	5	7	10	2	1	0	0	66	69
4	4	4	13	10	9	3	7	2	2	0	1	63	67
1	0	0	0	3	1	0	1	0	0	0	0	8	9
0	0	0	4	1	3	1	0	0	0	0	0	14	15
1	2	0	2	4	5	6	2	0	0	0	0	29	40
2	0	0	5	1	2	1	4	1	0	0	1	26	37
0	0	0	0	0	0	0	0	0	0	0	0	1	1
1	1	0	0	0	0	0	0	0	0	0	0	3	5
0	0	0	0	0	0	0	0	0	0	0	0	0	0
0	0	0	0	0	0	0	0	0	0	0	0	0	0
0	0	2	1	3	0	1	1	0	1	0	0	9	9
0	1	0	0	0	1	0	0	0	0	0	0	6	6
0	0	0	1	1	3	0	3	0	0	0	0	8	8
0	2	0	1	0	0	1	0	0	2	0	0	6	6
0	0	0	0	1	0	0	0	0	0	0	0	2	2
0	0	0	0	0	1	0	1	0	0	0	0	2	2
0	1	0	0	1	0	2	1	0	0	0	0	7	7
0	1	0	3	0	0	0	0	0	0	0	0	7	7
0	2	0	2	3	0	0	0	0	0	0	0	9	11
0	0	0	1	0	0	0	2	0	0	0	0	4	4
0	0	1	2	0	0	1	0	0	0	0	0	5	5
0	0	2	1	0	0	1	0	1	0	0	0	5	5
0	0	0	0	0	0	0	0	0	0	0	0	0	0
0	0	0	0	0	0	0	0	0	0	0	0	0	0
0	0	0	0	1	0	0	1	0	0	0	0	3	4
0	0	0	1	1	0	1	0	0	0	0	0	4	5
1	3	1	9	6	5	3	1	1	0	0	0	40	44
4	1	1	9	6	3	4	2	2	0	0	0	40	42
0	0	0	0	0	0	0	0	0	0	0	0	0	0
0	0	0	0	0	0	0	0	0	0	0	0	0	0
0	0	0	0	0	0	0	0	0	0	0	0	0	3
0	0	0	2	0	0	0	0	0	1	0	0	3	5
5	3	8	19	12	15	8	15	8	5	5	4	126	129
7	7	6	19	15	12	6	9	7	3	1	0	105	109
1	0	0	0	0	0	0	0	0	0	0	0	67	102
1	2	0	0	0	0	0	0	0	0	0	0	77	123
0	0	0	3	0	1	0	0	0	0	0	0	4	4
1	0	1	1	1	2	1	1	1	2	0	0	11	11
0	2	0	5	0	1	2	2	3	1	0	0	17	19
2	0	3	2	3	3	5	0	2	0	0	0	22	23
0	0	0	0	0	0	0	0	0	0	0	0	0	0
0	0	0	0	0	0	0	0	0	0	0	0	0	0
5	7	7	30	25	24	21	19	6	8	1	2	189	203
9	16	10	31	25	24	21	12	8	13	4	3	222	234
0	0	0	0	0	0	0	0	0	0	0	0	0	0
0	0	0	0	0	0	0	0	0	0	0	0	0	0
0	0	0	0	0	0	0	0	0	0	0	0	0	32
0	0	0	0	0	0	0	0	0	0	0	0	0	30
0	0	0	0	0	0	0	0	0	0	0	0	0	41
0	0	0	0	0	0	0	0	0	0	0	0	0	31
54	62	52	198	131	120	100	97	44	40	11	11	1246	1547

Esmeralda SO Arrests By Offense and Age

OFFENSE	SEX	9 & Under							Total <18	18	19	20	21
		10-12	13-14	15	16	17							
Murder	M	0	0	0	0	0	0	0	0	0	0	0	0
	F	0	0	0	0	0	0	0	0	0	0	0	0
Manslaughter by Negligence	M	0	0	0	0	0	0	0	0	0	0	0	0
	F	0	0	0	0	0	0	0	0	0	0	0	0
Forcible Rape	M	0	0	0	0	0	0	0	0	0	0	0	0
	F	0	0	0	0	0	0	0	0	0	0	0	0
Robbery	M	0	0	0	0	0	0	0	0	0	0	0	0
	F	0	0	0	0	0	0	0	0	0	0	0	0
Aggravated Assault	M	0	0	0	0	0	0	0	0	0	0	0	0
	F	0	0	0	0	0	0	0	0	0	0	0	0
Other Assaults	M	0	0	0	0	0	0	0	0	0	0	0	0
	F	0	0	0	0	0	0	0	0	0	0	0	0
Burglary	M	0	0	0	0	0	0	0	0	0	0	0	0
	F	0	0	0	0	0	0	0	0	0	0	0	0
Larceny--Theft	M	0	0	0	0	0	0	0	0	0	0	0	0
	F	0	0	0	0	0	0	0	0	0	0	0	0
Motor Vehicle Theft	M	0	0	0	0	0	0	0	0	0	0	0	0
	F	0	0	0	0	0	0	0	0	0	0	0	0
Arson	M	0	0	0	0	0	0	0	0	0	0	0	0
	F	0	0	0	0	0	0	0	0	0	0	0	0
Forgery & Counterfeiting	M	0	0	0	0	0	0	0	0	0	0	0	0
	F	0	0	0	0	0	0	0	0	0	0	0	0
Fraud	M	0	0	0	0	0	0	0	0	0	0	0	0
	F	0	0	0	0	0	0	0	0	0	0	0	0
Embezzlement	M	0	0	0	0	0	0	0	0	0	0	0	0
	F	0	0	0	0	0	0	0	0	0	0	0	0
Stolen Property-Buy, Possess, Receive	M	0	0	0	0	0	0	0	0	0	0	0	0
	F	0	0	0	0	0	0	0	0	0	0	0	0
Vandalism	M	0	0	0	0	0	0	0	0	0	0	0	0
	F	0	0	0	0	0	0	0	0	0	0	0	0
Weapons-carrying, possession, etc...	M	0	0	0	0	0	0	0	0	0	0	0	0
	F	0	0	0	0	0	0	0	0	0	0	0	0
Prostitution & Commercialized Vice	M	0	0	0	0	0	0	0	0	0	0	0	0
	F	0	0	0	0	0	0	0	0	0	0	0	0
Other Sex Offenses	M	0	0	0	0	0	0	0	0	0	0	0	0
	F	0	0	0	0	0	0	0	0	0	0	0	0
Drug Abuse Violations	M	0	0	0	0	0	0	0	0	0	0	0	0
	F	0	0	0	0	0	0	0	0	0	0	0	0
Gambling	M	0	0	0	0	0	0	0	0	0	0	0	0
	F	0	0	0	0	0	0	0	0	0	0	0	0
Offenses Against Family & Children	M	0	0	0	0	0	0	0	0	0	0	0	0
	F	0	0	0	0	0	0	0	0	0	0	0	0
Driving Under the Influence	M	0	0	0	0	0	0	0	0	0	0	0	0
	F	0	0	0	0	0	0	0	0	1	0	0	0
Liquor Laws	M	0	0	0	0	0	0	0	0	0	0	0	0
	F	0	0	0	0	0	0	0	0	0	0	0	0
Drunkenness	M	0	0	0	0	0	0	0	0	0	0	0	0
	F	0	0	0	0	0	0	0	0	0	0	0	0
Disorderly Conduct	M	0	0	0	0	0	0	0	0	0	0	0	0
	F	0	0	0	0	0	0	0	0	0	0	0	0
Vagrancy	M	0	0	0	0	0	0	0	0	0	0	0	0
	F	0	0	0	0	0	0	0	0	0	0	0	0
All Other Offenses (except Traffic)	M	0	0	0	0	0	0	0	0	0	0	0	1
	F	0	0	0	0	0	0	0	0	0	0	0	0
Suspicion	M	0	0	0	0	0	0	0	0	0	0	0	0
	F	0	0	0	0	0	0	0	0	0	0	0	0
Curfew and Loitering Law Violations	M	0	0	0	0	0	0	0	0	0	0	0	0
	F	0	0	0	0	0	0	0	0	0	0	0	0
Runaway	M	0	0	0	0	0	0	0	0	0	0	0	0
	F	0	0	0	0	0	0	0	0	0	0	0	0
GRAND TOTAL		0	0	0	0	0	0	0	0	1	0	0	1

*The criminal statistics within this publication are only those criminal statistics reported to the Uniform Crime Reporting Program by the participating law enforcement agencies.

[illegible]

Eureka Co SO Arrests By Offense and Age

OFFENSE	SEX	9 & Under							Total <18	18	19	20	21
		10-12	13-14	15	16	17							
Murder	M	0	0	0	0	0	0	0	0	0	0	0	0
	F	0	0	0	0	0	0	0	0	0	0	0	0
Manslaughter by Negligence	M	0	0	0	0	0	0	0	0	0	0	0	0
	F	0	0	0	0	0	0	0	0	0	0	0	0
Forcible Rape	M	0	0	0	0	0	0	0	0	0	0	0	0
	F	0	0	0	0	0	0	0	0	0	0	0	0
Robbery	M	0	0	0	0	0	0	0	0	0	0	0	0
	F	0	0	0	0	0	0	0	0	0	0	0	0
Aggravated Assault	M	0	0	0	0	1	1	2	0	0	0	0	1
	F	0	0	0	0	0	0	0	0	0	0	0	0
Other Assaults	M	0	0	0	0	0	0	0	0	0	0	0	0
	F	0	0	0	0	0	0	0	0	0	0	0	0
Burglary	M	0	0	0	1	0	0	1	0	0	0	0	0
	F	0	0	0	0	0	0	0	0	0	0	0	0
Larceny--Theft	M	0	0	0	0	0	0	0	0	0	0	0	0
	F	0	0	0	0	0	0	0	0	0	0	0	0
Motor Vehicle Theft	M	0	0	0	0	0	0	0	0	0	0	0	0
	F	0	0	0	0	0	0	0	0	0	0	0	0
Arson	M	0	0	0	0	0	0	0	0	0	0	0	0
	F	0	0	0	0	0	0	0	0	0	0	0	0
Forgery & Counterfeiting	M	0	0	0	0	0	0	0	0	0	0	0	0
	F	0	0	0	0	0	0	0	0	0	0	0	0
Fraud	M	0	0	0	0	0	0	0	0	0	0	0	0
	F	0	0	0	0	0	0	0	0	0	0	0	0
Embezzlement	M	0	0	0	0	0	0	0	0	0	0	0	0
	F	0	0	0	0	0	0	0	0	0	0	0	0
Stolen Property-Buy, Possess, Receive	M	0	0	0	0	0	0	0	0	0	0	0	0
	F	0	0	0	0	0	0	0	0	0	0	0	0
Vandalism	M	0	0	0	0	0	0	0	0	0	0	0	0
	F	0	0	0	0	0	0	0	0	0	0	0	0
Weapons-carrying, possession, etc...	M	0	0	0	0	0	0	0	0	0	0	0	0
	F	0	0	0	0	0	0	0	0	0	0	0	0
Prostitution & Commercialized Vice	M	0	0	0	0	0	0	0	0	0	0	0	0
	F	0	0	0	0	0	0	0	0	0	0	0	0
Other Sex Offenses	M	0	0	0	0	0	0	0	0	0	0	0	0
	F	0	0	0	0	0	0	0	0	0	0	0	0
Drug Abuse Violations	M	0	0	0	0	0	0	0	0	0	0	0	0
	F	0	0	0	0	0	0	0	0	0	0	0	0
Gambling	M	0	0	0	0	0	0	0	0	0	0	0	0
	F	0	0	0	0	0	0	0	0	0	0	0	0
Offenses Against Family & Children	M	0	0	0	0	0	0	0	1	0	0	0	0
	F	0	0	0	0	0	0	0	0	0	0	0	0
Driving Under the Influence	M	0	0	0	0	0	0	0	0	0	0	0	2
	F	0	0	0	0	0	0	0	0	0	0	0	0
Liquor Laws	M	0	0	0	1	0	3	4	4	0	0	0	0
	F	0	0	0	0	0	1	1	0	0	0	0	0
Drunkenness	M	0	0	0	0	0	0	0	0	0	0	0	0
	F	0	0	0	0	0	0	0	0	0	0	0	0
Disorderly Conduct	M	0	0	0	0	0	0	0	0	0	0	0	0
	F	0	0	0	0	0	0	0	0	0	0	0	0
Vagrancy	M	0	0	0	0	0	0	0	0	0	0	0	0
	F	0	0	0	0	0	0	0	0	0	0	0	0
All Other Offenses (except Traffic)	M	0	0	2	0	0	1	3	0	0	2	1	0
	F	0	0	3	4	0	0	7	0	0	0	0	0
Suspicion	M	0	0	0	0	0	0	0	0	0	0	0	0
	F	0	0	0	0	0	0	0	0	0	0	0	0
Curfew and Loitering Law Violations	M	0	0	0	0	0	0	0	0	0	0	0	0
	F	0	0	0	0	0	0	0	0	0	0	0	0
Runaway	M	0	0	0	0	0	0	0	0	0	0	0	0
	F	0	0	0	0	0	0	0	0	0	0	0	0
GRAND TOTAL		0	0	5	6	1	6	18	5	0	2	4	

*The criminal statistics within this publication are only those criminal statistics reported to the Uniform Crime Reporting Program by the participating law enforcement agencies.

[illegible]

Fallon PD Arrests By Offense and Age

OFFENSE	SEX	9 &							Total <18	18	19	20	21
		Under	10-12	13-14	15	16	17						
Murder	M	0	0	0	0	0	0	0	0	0	0	0	0
	F	0	0	0	0	0	0	0	0	0	0	0	0
Manslaughter by Negligence	M	0	0	0	0	0	0	0	0	0	0	0	0
	F	0	0	0	0	0	0	0	0	0	0	0	0
Forcible Rape	M	0	0	0	0	0	0	0	0	0	0	0	0
	F	0	0	0	0	0	0	0	0	0	0	0	0
Robbery	M	0	0	0	0	0	0	0	0	0	0	0	1
	F	0	0	0	0	0	0	0	0	0	0	0	0
Aggravated Assault	M	1	0	0	0	1	0	2	4	4	1	1	1
	F	0	0	0	0	0	0	0	0	0	0	0	0
Other Assaults	M	0	1	2	2	2	1	8	1	3	1	0	0
	F	0	0	0	0	0	1	1	0	0	0	0	0
Burglary	M	0	1	0	0	0	0	1	3	0	1	1	1
	F	1	0	0	0	0	0	1	0	1	0	0	0
Larceny--Theft	M	0	1	4	3	0	3	11	2	1	3	2	2
	F	0	0	1	0	3	4	8	6	1	3	3	3
Motor Vehicle Theft	M	0	0	0	0	0	0	0	0	0	0	0	0
	F	0	0	0	0	0	0	0	0	0	0	0	0
Arson	M	0	0	0	0	0	0	0	0	0	0	0	0
	F	0	0	0	0	0	0	0	0	0	0	0	0
Forgery & Counterfeiting	M	0	0	0	0	0	0	0	0	0	0	0	0
	F	0	0	0	0	0	0	0	0	0	0	0	0
Fraud	M	0	0	0	0	0	1	1	0	1	0	0	0
	F	0	0	0	0	0	0	0	0	0	2	1	1
Embezzlement	M	0	0	0	0	0	0	0	1	0	0	0	0
	F	0	0	0	0	0	0	0	0	0	0	0	0
Stolen Property-Buy, Possess, Receive	M	0	0	0	0	0	0	0	0	0	0	0	0
	F	0	0	0	0	0	0	0	0	0	0	0	0
Vandalism	M	0	1	1	0	2	0	4	0	0	0	0	0
	F	0	0	0	1	0	0	1	0	0	0	0	0
Weapons-carrying, possession, etc...	M	0	0	1	0	1	0	2	0	2	1	0	0
	F	0	0	0	0	0	0	0	0	0	0	0	0
Prostitution & Commercialized Vice	M	0	0	0	0	0	0	0	0	0	0	0	0
	F	0	0	0	0	0	0	0	0	0	0	0	0
Other Sex Offenses	M	0	0	0	0	0	0	0	0	0	0	0	0
	F	0	0	0	0	0	0	0	0	0	0	0	0
Drug Abuse Violations	M	0	1	2	0	0	2	5	4	7	1	0	0
	F	0	0	1	1	2	0	4	0	2	0	2	0
Gambling	M	0	0	0	0	0	0	0	0	0	0	0	0
	F	0	0	0	0	0	0	0	0	0	0	0	0
Offenses Against Family & Children	M	0	0	0	0	0	0	0	0	0	0	0	0
	F	0	0	0	0	0	0	0	0	0	0	0	0
Driving Under the Influence	M	0	0	0	0	0	1	1	0	1	2	3	3
	F	0	0	0	0	0	0	0	1	0	1	0	0
Liquor Laws	M	0	0	1	1	5	5	12	17	16	9	1	1
	F	0	0	1	3	8	5	17	4	9	3	0	0
Drunkenness	M	0	0	0	0	0	0	0	0	0	0	0	0
	F	0	0	0	0	0	0	0	0	0	0	0	0
Disorderly Conduct	M	0	0	0	1	2	0	3	0	2	1	1	1
	F	0	0	0	0	0	0	0	0	0	0	0	0
Vagrancy	M	0	0	0	0	0	0	0	0	0	0	0	0
	F	0	0	0	0	0	0	0	0	0	0	0	0
All Other Offenses (except Traffic)	M	0	0	0	0	0	1	1	1	2	1	1	1
	F	0	0	0	1	0	0	1	0	0	0	0	0
Suspicion	M	0	0	0	0	0	0	0	0	0	0	0	0
	F	0	0	0	0	0	0	0	0	0	0	0	0
Curfew and Loitering Law Violations	M	0	0	0	0	0	0	0	0	0	0	0	0
	F	0	0	0	0	0	0	0	0	0	0	0	0
Runaway	M	1	1	13	3	7	3	28	0	0	0	0	0
	F	0	3	10	3	3	4	23	0	0	0	0	0
GRAND TOTAL		3	9	37	19	36	31	135	44	52	30	17	17

*The criminal statistics within this publication are only those criminal statistics reported to the Uniform Crime Reporting Program by the participating law enforcement agencies.

[illegible]

Henderson PD Arrests By Offense and Age

OFFENSE	SEX	9 & Under										Total <18	18	19	20	21
		10-12	13-14	15	16	17										
Murder	M	0	0	0	0	0	1	1	0	1	0	1	1	0		
	F	0	0	0	0	1	1	0	2	0	1	0	0	0		
Manslaughter by Negligence	M	0	0	0	0	0	0	0	0	0	0	0	0	0		
	F	0	0	0	0	0	0	0	0	0	0	0	0	0		
Forcible Rape	M	0	1	1	0	0	1	3	0	0	0	0	2			
	F	0	0	0	0	0	0	0	0	0	0	0	0			
Robbery	M	0	0	1	4	5	9	19	3	4	4	6				
	F	0	0	0	0	1	3	4	1	2	2	1				
Aggravated Assault	M	0	1	0	1	0	4	6	2	5	4	2				
	F	0	0	1	1	2	1	5	1	1	4	0				
Other Assaults	M	4	13	31	34	27	45	154	34	43	31	37				
	F	1	10	22	20	31	27	111	14	13	14	13				
Burglary	M	0	4	7	6	10	17	44	16	15	11	15				
	F	0	0	1	2	3	7	13	3	3	4	6				
Larceny--Theft	M	2	9	37	26	21	31	126	36	36	21	24				
	F	4	7	36	27	34	42	150	31	30	32	12				
Motor Vehicle Theft	M	0	0	0	1	0	1	2	2	3	0	0				
	F	0	0	0	0	0	0	0	0	0	0	0				
Arson	M	0	2	1	0	1	0	4	0	0	0	0				
	F	0	0	0	0	0	0	0	0	0	0	0				
Forgery & Counterfeiting	M	0	0	0	0	1	2	3	5	3	6	1				
	F	0	0	0	0	0	0	0	0	3	3	0				
Fraud	M	0	0	0	0	0	0	0	0	0	0	2				
	F	0	0	0	0	0	0	0	0	0	1	1				
Embezzlement	M	0	0	0	0	0	0	0	0	0	0	2				
	F	0	0	0	0	1	1	2	0	3	0	0				
Stolen Property-Buy, Possess, Receive	M	0	0	1	2	4	3	10	4	4	7	5				
	F	0	0	0	0	0	2	2	1	0	5	1				
Vandalism	M	0	10	14	9	10	4	47	9	4	3	2				
	F	0	2	2	3	1	1	9	1	0	0	0				
Weapons-carrying, possession, etc...	M	0	3	2	4	6	7	22	8	6	11	10				
	F	0	0	0	0	0	0	0	0	0	1	0				
Prostitution & Commercialized Vice	M	0	0	0	0	0	0	0	0	0	0	0				
	F	0	0	0	0	0	0	0	0	2	1	3				
Other Sex Offenses	M	0	0	0	1	0	2	3	3	3	5	2				
	F	0	0	0	0	0	0	0	0	0	0	0				
Drug Abuse Violations	M	0	1	12	12	30	24	79	62	59	57	43				
	F	0	0	1	7	3	2	13	17	11	12	10				
Gambling	M	0	0	0	0	0	0	0	0	0	2	0				
	F	0	0	0	0	0	0	0	0	0	0	0				
Offenses Against Family & Children	M	0	0	0	1	1	1	3	37	20	13	12				
	F	0	0	0	0	1	0	1	9	4	4	2				
Driving Under the Influence	M	0	0	0	0	1	9	10	15	22	18	34				
	F	0	0	0	0	3	2	5	6	7	9	14				
Liquor Laws	M	0	0	2	9	8	16	35	19	14	12	1				
	F	0	0	2	6	6	12	26	14	6	2	0				
Drunkenness	M	0	0	0	0	0	1	1	0	0	0	0				
	F	0	0	0	0	0	0	0	0	0	0	0				
Disorderly Conduct	M	0	0	3	4	2	2	11	13	7	11	12				
	F	0	5	5	7	3	3	23	2	1	2	6				
Vagrancy	M	0	0	0	0	0	0	0	0	0	0	0				
	F	0	0	0	0	0	0	0	0	0	0	0				
All Other Offenses (except Traffic)	M	0	11	35	38	29	33	146	84	127	142	141				
	F	1	0	4	4	10	11	30	14	17	42	26				
Suspicion	M	0	0	0	0	0	0	0	0	0	0	0				
	F	0	0	0	0	0	0	0	0	0	0	0				
Curfew and Loitering Law Violations	M	0	5	9	19	22	41	96	0	0	0	0				
	F	0	0	9	6	12	13	40	0	0	0	0				
Runaway	M	2	8	35	42	57	28	172	0	0	0	0				
	F	0	5	51	42	70	54	222	0	0	0	0				
GRAND TOTAL		14	97	325	339	417	463	1,655	466	480	497	448				

*The criminal statistics within this publication are only those criminal statistics reported to the Uniform Crime Reporting Program by the participating law enforcement agencies.

Henderson PD Arrests By Offense and Age

22	23	24	25-29	30-34	35-39	40-44	45-49	50-54	55-59	60-64	over 64	Total >18	Grand Total
0	0	0	1	1	0	0	0	0	0	0	0	4	5
0	0	0	0	0	0	0	0	0	0	0	0	1	3
0	0	0	0	0	0	0	0	0	0	0	0	0	0
0	0	0	0	0	0	0	0	0	0	0	0	0	0
0	0	0	0	1	2	3	2	0	2	0	0	12	15
0	0	0	0	0	0	0	0	0	0	0	0	0	0
4	1	8	12	5	10	0	3	5	1	0	1	67	86
1	0	1	3	2	1	0	0	1	0	0	0	15	19
3	1	4	23	13	18	12	14	9	2	1	1	114	120
0	2	2	6	7	1	1	1	2	2	2	0	32	37
34	34	32	170	123	107	92	95	55	23	14	17	941	1,095
8	14	12	66	51	54	41	33	27	12	4	4	380	491
16	13	11	43	15	27	11	11	3	3	1	1	212	256
4	6	0	25	13	12	4	5	5	0	1	0	91	104
14	13	15	67	49	37	35	32	17	9	1	2	408	534
19	13	12	48	40	43	27	33	18	14	5	3	380	530
1	0	2	5	2	1	1	0	0	0	0	0	17	19
0	0	0	0	0	0	0	0	0	0	0	0	0	0
0	0	0	3	3	0	0	0	0	0	0	0	6	10
0	0	0	1	0	0	2	0	0	0	0	0	3	3
2	1	0	6	3	4	0	0	1	1	0	0	33	36
0	0	2	3	1	4	4	0	1	0	0	1	22	22
1	1	0	2	5	4	0	0	1	0	0	1	17	17
0	0	0	5	2	3	0	0	0	0	0	0	12	12
2	0	1	1	2	0	0	0	0	0	0	0	8	8
2	0	3	3	3	4	4	2	0	0	0	0	24	26
3	3	3	14	16	9	7	3	3	1	0	0	82	92
2	1	0	11	3	2	1	0	0	0	0	0	27	29
5	2	0	15	5	8	6	6	1	2	0	0	68	115
0	0	0	0	2	1	0	3	0	0	0	0	7	16
11	7	5	32	19	15	9	11	5	2	1	2	154	176
1	0	1	1	2	3	0	2	0	0	0	0	11	11
0	0	0	1	0	0	2	0	1	0	0	0	4	4
2	0	1	5	2	3	2	0	0	0	0	0	21	21
2	1	0	7	7	11	9	13	3	6	2	2	76	79
0	0	1	1	1	0	0	1	0	1	0	0	5	5
50	45	33	154	81	41	28	27	29	7	6	1	723	802
8	6	11	37	13	22	17	13	2	2	1	0	182	195
0	0	0	0	0	0	0	0	0	0	0	0	2	2
0	0	0	0	0	0	0	0	0	0	0	0	0	0
4	7	3	13	7	8	5	6	4	1	0	0	140	143
2	2	0	8	12	9	3	2	1	0	0	0	58	59
39	30	33	168	113	107	80	81	60	26	18	13	857	867
15	14	13	54	40	56	32	37	20	17	7	4	345	350
0	1	2	12	4	1	3	3	1	0	3	1	77	112
0	1	2	5	2	3	3	3	3	1	0	0	45	71
1	1	0	1	4	2	2	3	1	0	1	0	16	17
0	1	0	0	0	0	0	1	0	0	0	0	2	2
6	6	4	41	31	39	38	44	32	14	3	1	302	313
2	0	3	6	9	7	13	5	5	2	2	0	65	88
0	0	0	3	0	0	0	4	4	1	0	0	12	12
0	0	0	0	0	0	0	0	0	0	1	0	1	1
151	163	135	562	404	351	300	262	216	65	22	17	3,142	3,288
39	49	39	144	108	133	105	76	40	15	7	1	855	885
0	0	0	0	0	0	0	0	0	0	0	0	0	0
0	0	0	0	0	0	0	0	0	0	0	0	0	0
0	0	0	0	0	0	0	0	0	0	0	0	0	96
0	0	0	0	0	0	0	0	0	0	0	0	0	40
0	0	0	0	0	0	0	0	0	0	0	0	0	172
0	0	0	0	0	0	0	0	0	0	0	0	0	222
454	439	394	1,788	1,226	1,163	902	837	576	232	103	73	10,078	11,733

Humboldt Co SO Arrests By Offense and Age

OFFENSE	SEX	9 & Under							Total <18	18	19	20	21
		10-12	13-14	15	16	17							
Murder	M	0	0	0	0	0	0	0	0	0	0	0	0
	F	0	0	0	0	0	0	0	0	0	0	0	0
Manslaughter by Negligence	M	0	0	0	0	0	0	0	0	0	0	0	0
	F	0	0	0	0	0	0	0	0	0	0	0	0
Forcible Rape	M	0	0	0	0	0	0	0	0	0	0	0	0
	F	0	0	0	0	0	0	0	0	0	0	0	0
Robbery	M	0	0	0	0	0	0	0	0	0	0	0	0
	F	0	0	0	0	0	0	0	0	0	0	0	0
Aggravated Assault	M	0	0	0	0	0	0	0	0	0	2	1	2
	F	0	0	0	0	0	0	0	0	0	0	0	0
Other Assaults	M	0	0	0	0	0	0	0	0	0	0	0	1
	F	0	0	0	1	0	0	1	0	0	2	0	0
Burglary	M	0	0	0	0	0	0	0	0	0	0	0	0
	F	0	0	0	0	0	0	0	0	0	0	0	0
Larceny--Theft	M	0	0	0	0	0	0	0	0	0	0	0	0
	F	0	0	0	0	0	0	0	0	0	0	0	0
Motor Vehicle Theft	M	0	0	0	0	0	0	0	0	0	0	0	0
	F	0	0	0	0	0	0	0	0	0	0	0	0
Arson	M	0	0	0	0	0	0	0	0	0	0	0	0
	F	0	0	0	0	0	0	0	0	0	0	0	0
Forgery & Counterfeiting	M	0	0	0	0	0	0	0	0	0	0	0	0
	F	0	0	0	0	0	0	0	0	0	0	0	0
Fraud	M	0	0	0	0	0	0	0	0	0	0	0	0
	F	0	0	0	0	0	0	0	0	0	0	0	0
Embezzlement	M	0	0	0	0	0	0	0	0	0	0	0	0
	F	0	0	0	0	0	0	0	0	0	0	0	0
Stolen Property-Buy, Possess, Receive	M	0	0	0	0	0	0	0	0	0	0	0	0
	F	0	0	0	0	0	0	0	0	0	0	0	0
Vandalism	M	0	0	0	0	0	0	0	0	0	0	0	0
	F	0	0	0	0	0	0	0	0	0	0	0	0
Weapons-carrying, possession, etc...	M	0	0	0	0	0	0	0	0	0	0	0	0
	F	0	0	0	0	0	0	0	0	0	0	0	0
Prostitution & Commercialized Vice	M	0	0	0	0	0	0	0	0	0	0	0	0
	F	0	0	0	0	0	0	0	0	0	0	0	0
Other Sex Offenses	M	0	0	0	0	0	0	0	0	0	0	0	0
	F	0	0	0	0	0	0	0	0	0	0	0	0
Drug Abuse Violations	M	0	0	0	0	0	0	0	0	0	4	2	4
	F	0	0	0	0	0	0	0	0	0	0	0	0
Gambling	M	0	0	0	0	0	0	0	0	0	0	0	0
	F	0	0	0	0	0	0	0	0	0	0	0	0
Offenses Against Family & Children	M	0	0	1	0	0	4	5	0	0	0	0	0
	F	0	0	2	0	1	0	3	0	0	0	0	0
Driving Under the Influence	M	0	0	0	0	1	4	5	2	2	0	7	0
	F	0	0	0	0	0	0	0	0	0	0	1	0
Liquor Laws	M	0	0	0	2	3	2	7	1	1	0	1	0
	F	0	0	3	0	1	0	4	0	0	0	0	0
Drunkenness	M	0	0	0	0	0	0	0	0	0	0	0	0
	F	0	0	0	0	0	0	0	0	0	0	0	0
Disorderly Conduct	M	0	0	0	0	0	0	0	0	0	0	0	0
	F	0	0	0	0	0	0	0	0	0	0	0	0
Vagrancy	M	0	0	0	0	0	0	0	0	0	0	0	0
	F	0	0	0	0	0	0	0	0	0	0	0	0
All Other Offenses (except Traffic)	M	0	0	0	0	1	1	2	3	2	0	3	0
	F	0	0	0	1	0	1	2	0	0	0	0	0
Suspicion	M	0	0	0	0	0	0	0	0	0	0	0	0
	F	0	0	0	0	0	0	0	0	0	0	0	0
Curfew and Loitering Law Violations	M	0	0	0	0	0	0	0	0	0	0	0	0
	F	0	0	0	0	0	0	0	0	0	0	0	0
Runaway	M	0	0	0	0	2	1	3	0	0	0	0	0
	F	0	0	0	2	1	0	3	0	0	0	0	0
GRAND TOTAL		0	0	6	6	10	13	35	6	11	6	18	

*The criminal statistics within this publication are only those criminal statistics reported to the Uniform Crime Reporting Program by the participating law enforcement agencies.

[illegible]

Lander Co SO Arrests By Offense and Age

OFFENSE	SEX	9 & Under										18	19	20	21
		10-12	13-14	15	16	17	Total <18								
Murder	M	0	0	0	0	0	0	0	0	0	0	0	0	0	0
	F	0	0	0	0	0	0	0	0	0	0	0	0	0	0
Manslaughter by Negligence	M	0	0	0	0	0	0	0	0	0	0	0	0	0	0
	F	0	0	0	0	0	0	0	0	0	0	0	0	0	0
Forcible Rape	M	0	0	0	0	0	0	0	0	0	0	0	0	0	0
	F	0	0	0	0	0	0	0	0	0	0	0	0	0	0
Robbery	M	0	0	0	0	0	0	0	0	0	0	0	0	0	0
	F	0	0	0	0	0	0	0	0	0	0	0	0	0	0
Aggravated Assault	M	0	0	0	0	0	0	0	0	0	0	0	0	0	0
	F	0	0	0	0	0	0	0	0	0	0	0	0	0	0
Other Assaults	M	0	0	0	0	0	0	2	2	1	1	1	0	0	0
	F	0	0	1	0	0	0	0	1	0	0	0	0	0	0
Burglary	M	0	0	1	1	0	2	4	3	0	1	0	0	0	0
	F	0	0	0	0	0	0	0	1	0	0	0	0	0	1
Larceny--Theft	M	0	0	0	0	0	0	0	0	0	0	0	0	0	0
	F	0	0	0	1	0	0	0	1	0	0	0	0	0	0
Motor Vehicle Theft	M	0	0	0	0	0	0	0	0	0	0	1	0	0	0
	F	0	0	0	0	0	0	0	0	0	0	0	0	0	1
Arson	M	0	0	0	0	0	0	0	0	0	0	0	0	0	0
	F	0	0	0	0	0	0	0	0	0	0	0	0	0	0
Forgery & Counterfeiting	M	0	0	0	0	0	0	0	0	0	0	0	0	0	0
	F	0	0	0	0	0	0	0	0	0	0	0	0	0	0
Fraud	M	0	0	0	0	0	0	0	0	0	0	0	0	0	0
	F	0	0	0	0	0	0	0	0	0	0	0	0	0	0
Embezzlement	M	0	0	0	0	0	0	0	0	0	0	0	0	0	0
	F	0	0	0	0	0	0	0	0	0	0	0	0	0	0
Stolen Property-Buy, Possess, Receive	M	0	0	0	0	0	0	0	0	0	0	0	0	0	0
	F	0	0	0	0	0	0	0	0	0	0	0	0	0	0
Vandalism	M	0	0	0	0	0	0	0	0	0	0	0	0	0	0
	F	0	0	0	0	0	0	0	0	0	0	0	0	0	0
Weapons-carrying, possession, etc...	M	0	0	0	0	0	0	0	0	0	0	0	0	0	0
	F	0	0	0	0	0	0	0	0	0	0	0	0	0	0
Prostitution & Commercialized Vice	M	0	0	0	0	0	0	0	0	0	0	0	0	0	0
	F	0	0	0	0	0	0	0	0	0	0	0	0	0	0
Other Sex Offenses	M	0	0	0	0	0	0	0	0	0	0	0	0	0	0
	F	0	0	0	0	0	0	0	0	0	0	0	0	0	0
Drug Abuse Violations	M	0	0	0	0	0	0	0	0	0	0	1	1	1	1
	F	0	0	0	0	0	0	0	0	0	0	0	0	0	1
Gambling	M	0	0	0	0	0	0	0	0	0	0	0	0	0	0
	F	0	0	0	0	0	0	0	0	0	0	0	0	0	0
Offenses Against Family & Children	M	0	0	0	0	0	2	2	1	0	0	0	0	0	0
	F	0	0	0	0	0	1	1	0	0	0	0	0	0	0
Driving Under the Influence	M	0	0	0	0	0	0	0	0	1	0	0	0	0	0
	F	0	0	0	0	0	0	0	0	0	0	0	0	0	0
Liquor Laws	M	0	0	0	0	0	3	3	2	0	1	0	0	0	0
	F	0	0	0	0	1	2	3	1	0	0	0	0	0	0
Drunkenness	M	0	0	0	0	0	0	0	0	0	0	0	0	0	0
	F	0	0	0	0	0	0	0	0	0	0	0	0	0	0
Disorderly Conduct	M	0	0	0	1	0	0	1	0	0	0	0	0	0	0
	F	0	0	0	0	0	0	0	0	0	0	0	0	0	1
Vagrancy	M	0	0	0	0	0	0	0	0	0	0	0	0	0	0
	F	0	0	0	0	0	0	0	0	0	0	0	0	0	0
All Other Offenses (except Traffic)	M	1	1	0	1	0	1	4	1	0	2	12	0	0	0
	F	0	0	0	0	0	0	0	1	2	0	1	0	0	0
Suspicion	M	0	0	0	0	0	0	0	0	0	0	0	0	0	0
	F	0	0	0	0	0	0	0	0	0	0	0	0	0	0
Curfew and Loitering Law Violations	M	0	0	0	0	0	0	0	0	0	0	0	0	0	0
	F	0	0	0	0	0	0	0	0	0	0	0	0	0	0
Runaway	M	0	0	0	0	0	0	0	0	0	0	0	0	0	0
	F	0	0	0	0	0	0	0	0	0	0	0	0	0	0
GRAND TOTAL		1	1	2	4	1	13	22	12	3	7	18	8		

*The criminal statistics within this publication are only those criminal statistics reported to the Uniform Crime Reporting Program by the participating law enforcement agencies.

[illegible]

Las Vegas Metro PD Arrests By Offense and Age

OFFENSE	SEX	9 & Under										Total <18	18	19	20	21
		10-12	13-14	15	16	17										
Murder	M	0	0	1	0	1	1	3	6	4	4	1	0	0	0	0
	F	0	0	0	0	2	0	2	0	0	0	0	0	0	0	0
Manslaughter by Negligence	M	0	0	0	0	0	1	1	1	1	0	1	1	0	1	1
	F	0	0	0	0	0	0	0	0	0	0	0	0	0	0	0
Forcible Rape	M	0	2	2	1	1	1	7	4	2	2	0	0	0	0	0
	F	0	0	0	0	0	0	0	0	0	0	0	0	0	0	0
Robbery	M	0	3	45	45	70	66	229	110	76	75	45				
	F	0	3	4	9	8	12	36	14	13	9	8				
Aggravated Assault	M	2	18	44	56	45	75	240	85	72	72	87				
	F	1	6	16	17	19	20	79	21	20	26	38				
Other Assaults	M	1	46	155	127	156	171	656	185	195	216	250				
	F	0	22	95	97	115	103	432	97	123	96	146				
Burglary	M	0	22	69	57	68	58	274	67	70	36	33				
	F	0	2	5	5	6	9	27	2	11	6	4				
Larceny--Theft	M	4	65	241	196	253	243	1,002	249	212	202	168				
	F	0	52	226	193	262	251	984	215	203	158	145				
Motor Vehicle Theft	M	0	1	11	21	20	17	70	29	23	15	15				
	F	0	1	8	3	2	1	15	5	7	4	3				
Arson	M	1	1	4	0	1	0	7	1	0	0	1				
	F	0	0	0	0	0	0	0	0	0	0	0				
Forgery & Counterfeiting	M	1	0	0	1	1	4	7	8	8	17	14				
	F	0	0	0	2	1	2	5	14	12	6	13				
Fraud	M	0	0	5	2	3	5	15	12	18	14	17				
	F	0	1	0	0	2	0	3	8	9	7	11				
Embezzlement	M	0	0	0	0	0	2	2	4	7	6	7				
	F	0	0	0	0	0	0	0	2	11	7	4				
Stolen Property-Buy, Possess, Receive	M	0	2	12	16	28	30	88	39	36	35	41				
	F	0	0	2	2	4	3	11	4	12	11	5				
Vandalism	M	6	41	238	168	169	155	777	109	65	40	41				
	F	1	6	15	6	11	8	47	6	6	5	8				
Weapons-carrying, possession, etc...	M	0	1	10	25	28	37	101	57	50	41	48				
	F	0	0	2	2	2	1	7	3	3	5	6				
Prostitution & Commercialized Vice	M	0	1	1	0	1	1	4	4	15	17	7				
	F	0	0	3	16	13	37	69	205	265	249	284				
Other Sex Offenses	M	0	3	5	5	8	8	29	20	18	17	28				
	F	0	1	0	0	1	1	3	6	8	2	7				
Drug Abuse Violations	M	0	5	65	81	156	210	517	406	401	451	425				
	F	0	0	5	24	32	38	99	81	79	98	106				
Gambling	M	0	0	0	0	0	0	0	0	0	1	0				
	F	0	0	0	0	0	0	0	0	0	1	0				
Offenses Against Family & Children	M	0	0	0	0	0	0	0	1	8	2	4				
	F	0	0	0	0	0	0	0	2	5	7	7				
Driving Under the Influence	M	0	0	0	1	14	23	38	103	140	177	217				
	F	0	0	1	0	5	7	13	25	46	41	71				
Liquor Laws	M	0	3	48	88	162	248	549	343	318	285	75				
	F	0	1	29	36	65	97	228	107	102	76	8				
Drunkenness	M	0	0	0	0	0	0	0	0	0	0	0				
	F	0	0	0	0	1	0	1	0	0	0	0				
Disorderly Conduct	M	0	0	19	24	10	17	70	16	19	31	60				
	F	0	0	4	4	2	7	17	8	3	7	12				
Vagrancy	M	0	0	1	2	4	4	11	16	18	30	12				
	F	0	0	2	2	3	7	14	75	101	76	5				
All Other Offenses (except Traffic)	M	1	30	217	233	368	353	1,202	661	852	820	850				
	F	0	8	61	75	88	110	342	249	432	480	693				
Suspicion	M	0	0	0	0	0	0	0	0	0	0	0				
	F	0	0	1	0	0	0	1	0	0	0	0				
Curfew and Loitering Law Violations	M	0	28	196	227	363	407	1,221	0	0	0	0				
	F	0	5	81	110	138	142	476	0	0	0	0				
Runaway	M	0	0	0	0	0	0	0	0	0	0	0				
	F	0	0	0	0	0	0	0	0	0	0	0				
GRAND TOTAL		18	380	1,949	1,979	2,712	2,993	10,031	3,685	4,099	3,983	4,031				

*The criminal statistics within this publication are only those criminal statistics reported to the Uniform Crime Reporting Program by the participating law enforcement agencies.

Las Vegas Metro PD Arrests By Offense and Age

												over	Total >18	Grand Total
22	23	24	25-29	30-34	35-39	40-44	45-49	50-54	55-59	60-64	64			
2	6	6	18	9	8	1	11	6	5	3	1	91	94	
1	0	0	3	1	0	0	1	0	0	0	0	6	8	
0	1	0	2	0	3	1	1	2	0	0	1	14	15	
0	1	0	1	0	0	1	0	1	0	0	0	4	4	
2	3	9	21	27	20	8	15	4	1	2	1	121	128	
0	0	0	0	0	0	0	0	0	0	0	0	0	0	
51	49	49	176	113	72	91	43	34	16	3	1	1,004	1,233	
7	4	9	34	18	18	14	10	3	4	0	0	165	201	
86	54	74	388	307	264	224	207	139	70	34	22	2,185	2,425	
36	44	52	159	114	111	104	72	66	23	8	10	904	983	
301	302	268	1,348	1,070	824	788	685	401	195	90	82	7,200	7,856	
140	141	128	522	378	326	292	210	147	48	23	19	2,836	3,268	
38	41	29	103	68	53	59	45	21	8	0	1	672	946	
4	7	3	16	16	23	13	6	4	0	0	0	115	142	
168	163	126	623	505	458	492	403	268	126	57	29	4,249	5,251	
123	130	109	480	335	301	218	241	149	61	37	26	2,931	3,915	
16	18	11	79	49	30	26	13	7	6	0	0	337	407	
5	5	2	18	23	14	6	5	0	0	0	0	97	112	
2	2	1	4	4	5	1	6	1	0	1	0	29	36	
1	0	0	1	2	1	0	0	1	0	0	0	6	6	
20	21	17	127	106	108	82	57	31	14	1	1	632	639	
18	8	13	99	61	55	37	28	10	0	1	2	377	382	
24	22	22	104	85	77	72	70	49	30	13	9	638	653	
10	6	9	56	40	36	22	25	16	1	4	9	269	272	
5	8	9	20	25	23	10	11	8	3	5	1	152	154	
6	6	5	29	25	18	15	16	6	8	0	3	161	161	
49	34	41	181	144	125	96	58	16	6	1	1	903	991	
13	8	6	33	36	22	18	8	2	3	0	0	181	192	
43	31	26	126	73	60	44	55	26	8	4	6	757	1,534	
5	4	9	26	10	9	8	4	8	6	1	0	115	162	
38	50	50	212	130	86	64	52	35	20	12	8	953	1,054	
3	9	4	16	10	5	6	4	2	3	1	0	80	87	
22	26	18	125	93	65	63	39	29	18	11	11	563	567	
294	230	236	727	345	337	276	210	133	24	0	1	3,816	3,885	
24	25	19	131	115	103	119	100	87	54	41	30	931	960	
6	13	8	42	27	20	19	15	2	5	1	0	181	184	
395	411	380	1,711	1,188	876	668	542	349	136	50	34	8,423	8,940	
83	94	86	366	219	186	154	147	55	18	4	2	1,778	1,877	
0	0	0	0	1	2	2	0	0	0	0	0	6	6	
0	0	0	0	0	0	0	0	0	0	0	0	1	1	
6	5	3	29	23	19	19	13	3	1	1	0	137	137	
6	6	8	51	30	18	14	9	2	3	0	1	169	169	
274	286	289	1,442	1,081	904	730	623	434	283	145	120	7,248	7,286	
77	85	88	388	227	242	185	204	115	62	34	28	1,918	1,931	
71	65	59	310	303	323	464	542	386	215	117	34	3,910	4,459	
8	11	8	46	37	48	64	107	49	18	6	4	699	927	
0	1	0	1	0	1	0	0	0	0	0	0	3	3	
0	0	0	0	0	0	0	0	0	0	0	0	0	1	
49	47	50	183	110	86	95	97	52	37	12	9	953	1,023	
11	9	3	33	22	21	17	20	9	6	3	3	187	204	
15	13	6	68	94	111	230	303	306	169	78	60	1,529	1,540	
6	12	5	14	20	19	38	29	21	5	1	4	431	445	
864	829	820	3,991	3,310	3,113	3,410	3,278	1,992	989	524	246	26,549	27,751	
709	809	667	1,983	1,209	952	833	683	386	120	54	34	10,293	10,635	
0	0	0	0	0	0	0	0	0	0	0	0	0	0	
0	0	0	0	0	0	0	0	0	0	0	0	0	0	
0	0	0	0	0	0	0	0	0	0	0	0	0	1,221	
0	0	0	0	0	0	0	0	0	0	0	0	0	476	
0	0	0	0	0	0	0	0	0	0	0	0	0	0	
0	0	0	0	0	0	0	0	0	0	0	0	0	0	
4,137	4,155	3,840	16,666	12,238	10,601	10,213	9,323	5,873	2,828	1,383	854	97,909	107,940	

Lincoln Co SO Arrests by Offense and Age

OFFENSE	SEX	9 & Under							Total <18	18	19	20	21
		10-12	13-14	15	16	17							
Murder	M	0	0	0	0	0	0	0	0	0	0	0	0
	F	0	0	0	0	0	0	0	0	0	0	0	0
Manslaughter by Negligence	M	0	0	0	0	0	0	0	0	0	0	0	0
	F	0	0	0	0	0	0	0	0	0	0	0	0
Forcible Rape	M	0	0	0	0	0	0	0	0	0	0	0	0
	F	0	0	0	0	0	0	0	0	0	0	0	0
Robbery	M	0	0	0	0	0	0	0	0	0	0	0	0
	F	0	0	0	0	0	0	0	0	0	0	0	0
Aggravated Assault	M	0	0	0	0	0	0	0	0	0	0	0	0
	F	0	0	0	0	0	0	0	0	0	0	0	0
Other Assaults	M	0	0	0	0	0	0	0	0	0	0	0	0
	F	0	0	0	0	0	0	0	0	0	0	0	1
Burglary	M	0	0	0	0	0	0	0	0	0	0	0	0
	F	0	0	0	0	0	0	0	0	0	0	0	0
Larceny--Theft	M	0	0	0	0	0	0	0	0	0	2	0	0
	F	0	0	0	0	0	0	0	0	0	0	0	0
Motor Vehicle Theft	M	0	0	0	0	0	0	0	0	0	0	0	0
	F	0	0	0	0	0	0	0	0	0	0	0	0
Arson	M	0	0	0	0	0	0	0	0	0	0	0	0
	F	0	0	0	0	0	0	0	0	0	0	0	0
Forgery & Counterfeiting	M	0	0	0	0	0	0	0	0	0	0	0	0
	F	0	0	0	0	0	0	0	0	0	0	0	0
Fraud	M	0	0	0	0	0	0	0	0	0	0	0	0
	F	0	0	0	0	0	0	0	0	0	0	0	0
Embezzlement	M	0	0	0	0	0	0	0	0	0	0	0	0
	F	0	0	0	0	0	0	0	0	0	0	0	0
Stolen Property-Buy, Possess, Receive	M	0	0	0	0	0	0	0	0	0	0	0	0
	F	0	0	0	0	0	0	0	0	0	0	0	0
Vandalism	M	0	0	0	0	0	0	0	0	0	0	0	0
	F	0	0	0	0	0	0	0	0	0	0	0	0
Weapons-carrying, possession, etc.	M	0	0	0	0	0	0	0	0	0	0	0	0
	F	0	0	0	0	0	0	0	0	0	0	0	0
Prostitution & Commercialized Vice	M	0	0	0	0	0	0	0	0	0	0	0	0
	F	0	0	0	0	0	0	0	0	0	0	0	0
Other Sex Offenses	M	0	0	0	0	0	0	0	0	0	0	0	0
	F	0	0	0	0	0	0	0	0	0	0	0	0
Drug Abuse Violations	M	0	0	0	0	0	0	0	0	0	0	0	0
	F	0	0	0	0	0	0	0	0	1	0	1	0
Gambling	M	0	0	0	0	0	0	0	0	0	0	0	0
	F	0	0	0	0	0	0	0	0	0	0	0	0
Offenses Against Family & Children	M	0	0	0	0	0	0	0	0	0	0	0	0
	F	0	0	0	0	0	0	0	0	0	0	0	0
Driving Under the Influence	M	0	0	0	0	0	0	0	0	0	0	0	0
	F	0	0	0	0	0	0	0	0	0	0	0	0
Liquor Laws	M	0	0	0	0	0	0	0	0	1	0	0	0
	F	0	0	0	0	0	0	0	0	0	0	0	0
Drunkenness	M	0	0	0	0	0	0	0	0	0	0	0	0
	F	0	0	0	0	0	0	0	0	0	0	0	0
Disorderly Conduct	M	0	0	0	0	0	0	0	0	0	0	0	1
	F	0	0	0	0	0	0	0	0	0	0	0	0
Vagrancy	M	0	0	0	0	0	0	0	0	0	0	0	0
	F	0	0	0	0	0	0	0	0	0	0	0	0
All Other Offenses (except Traffic)	M	0	0	0	0	0	0	0	0	0	1	2	1
	F	0	0	0	0	0	0	0	0	0	0	0	0
Suspicion	M	0	0	0	0	0	0	0	0	0	0	0	0
	F	0	0	0	0	0	0	0	0	0	0	0	0
Curfew and Loitering Law Violations	M	0	0	0	0	0	0	0	0	0	0	0	0
	F	0	0	0	0	0	0	0	0	0	0	0	0
Runaway	M	0	0	0	0	0	0	0	0	0	0	0	0
	F	0	0	0	0	0	0	0	0	0	0	0	0
GRAND TOTAL		0	0	0	0	0	0	0	0	2	3	3	3

*The criminal statistics within this publication are only those criminal statistics reported to the Uniform Crime Reporting Program by the participating law enforcement agencies.

Lovelock PD Arrests By Offense and Age

OFFENSE	SEX	9 & Under							Total <18	18	19	20	21
		10-12	13-14	15	16	17							
Murder	M	0	0	0	0	0	0	0	0	0	0	0	0
	F	0	0	0	0	0	0	0	0	0	0	0	0
Manslaughter by Negligence	M	0	0	0	0	0	0	0	0	0	0	0	0
	F	0	0	0	0	0	0	0	0	0	0	0	0
Forcible Rape	M	0	0	0	0	0	0	0	0	0	0	0	0
	F	0	0	0	0	0	0	0	0	0	0	0	0
Robbery	M	0	0	0	0	0	0	0	0	0	0	0	0
	F	0	0	0	0	0	0	0	0	0	0	0	0
Aggravated Assault	M	0	0	0	0	0	2	2	0	0	0	0	0
	F	0	0	0	0	0	0	0	0	0	0	0	0
Other Assaults	M	0	0	0	0	0	0	0	1	0	0	0	0
	F	0	0	0	0	1	0	1	0	0	0	0	0
Burglary	M	0	0	0	1	0	1	2	1	0	0	0	0
	F	0	0	0	0	0	0	0	0	0	0	0	0
Larceny--Theft	M	1	1	0	0	0	0	2	0	0	0	0	0
	F	0	0	1	0	0	0	1	0	0	0	0	0
Motor Vehicle Theft	M	0	0	0	0	0	0	0	0	0	0	0	0
	F	0	0	0	0	0	0	0	0	0	0	0	0
Arson	M	0	0	0	0	0	0	0	0	0	0	0	0
	F	0	0	0	0	0	0	0	0	0	0	0	0
Forgery & Counterfeiting	M	0	0	0	0	0	0	0	0	0	0	0	0
	F	0	0	0	0	0	0	0	0	0	0	0	0
Fraud	M	0	0	0	0	0	0	0	0	0	0	0	0
	F	0	0	0	0	0	0	0	0	0	0	0	0
Embezzlement	M	0	0	0	0	0	0	0	0	0	0	0	0
	F	0	0	0	0	0	0	0	0	0	0	0	0
Stolen Property-Buy, Possess, Receive	M	0	0	0	0	0	0	0	0	0	0	0	0
	F	0	0	0	0	0	0	0	0	0	0	0	0
Vandalism	M	0	0	1	0	0	0	1	0	0	0	0	0
	F	0	0	0	0	0	0	0	0	0	0	0	0
Weapons-carrying, possession, etc...	M	0	0	0	0	0	0	0	1	0	0	0	0
	F	0	0	0	0	0	0	0	0	0	0	0	0
Prostitution & Commercialized Vice	M	0	0	0	0	0	0	0	0	0	0	0	0
	F	0	0	0	0	0	0	0	0	0	0	0	0
Other Sex Offenses	M	0	0	0	0	0	0	0	0	0	0	0	0
	F	0	0	0	0	0	0	0	0	0	0	0	0
Drug Abuse Violations	M	0	0	0	0	0	0	0	0	0	0	0	0
	F	0	0	0	0	0	0	0	0	0	0	0	0
Gambling	M	0	0	0	0	0	0	0	0	0	0	0	0
	F	0	0	0	0	0	0	0	0	0	0	0	0
Offenses Against Family & Children	M	0	0	0	0	0	0	0	0	0	0	0	0
	F	0	0	0	0	0	0	0	0	0	0	0	0
Driving Under the Influence	M	0	0	0	0	0	0	0	0	0	0	0	0
	F	0	0	0	0	0	0	0	0	0	0	0	0
Liquor Laws	M	0	2	0	1	0	0	3	0	1	1	0	0
	F	0	0	0	0	0	0	0	0	1	1	0	0
Drunkenness	M	0	0	0	0	0	0	0	0	0	0	0	0
	F	0	0	0	0	0	0	0	0	0	0	0	0
Disorderly Conduct	M	0	0	0	0	0	0	0	0	1	0	0	0
	F	0	0	0	0	0	0	0	0	0	0	0	0
Vagrancy	M	0	0	0	0	0	0	0	0	0	0	0	0
	F	0	0	0	0	0	0	0	0	0	0	0	0
All Other Offenses (except Traffic)	M	0	0	0	0	0	0	0	0	0	0	0	0
	F	0	0	0	0	0	0	0	0	0	0	0	0
Suspicion	M	0	0	0	0	0	0	0	0	0	0	0	0
	F	0	0	0	0	0	0	0	0	0	0	0	0
Curfew and Loitering Law Violations	M	0	0	0	0	0	0	0	0	0	0	0	0
	F	0	0	0	0	0	0	0	0	0	0	0	0
Runaway	M	0	0	0	0	0	0	0	0	0	0	0	0
	F	0	0	0	0	0	0	0	0	0	0	0	0
GRAND TOTAL		1	3	2	2	1	3	12	3	3	2		

*The criminal statistics within this publication are only those criminal statistics reported to the Uniform Crime Reporting Program by the participating law enforcement agencies.

[illegible]

Lyon Co SO Arrests By Offense and Age

OFFENSE	SEX	9 &								Total <18	18	19	20	21
		Under	10-12	13-14	15	16	17							
Murder	M	0	0	0	0	0	0	0	0	0	0	0	0	
	F	0	0	0	0	0	0	0	0	0	0	0	0	
Manslaughter by Negligence	M	0	0	0	0	0	0	0	0	0	0	0	0	
	F	0	0	0	0	0	0	0	0	0	0	0	0	
Forcible Rape	M	0	0	0	0	0	0	0	0	0	0	0	0	
	F	0	0	0	0	0	0	0	0	0	0	0	0	
Robbery	M	0	0	0	0	0	0	0	0	0	0	0	0	
	F	0	0	0	0	0	0	0	0	0	0	0	0	
Aggravated Assault	M	0	0	0	0	0	0	0	0	1	2	0	2	
	F	0	0	0	0	0	0	0	0	0	0	0	0	
Other Assaults	M	0	0	0	0	0	0	0	0	3	1	0	0	
	F	0	0	0	0	0	0	0	0	0	0	1	2	
Burglary	M	0	0	0	0	0	0	0	0	5	3	2	3	
	F	0	0	0	0	0	0	0	0	0	2	0	0	
Larceny--Theft	M	0	0	0	0	0	0	0	0	0	3	2	0	
	F	0	0	0	0	0	0	0	0	0	1	0	1	
Motor Vehicle Theft	M	0	0	0	0	0	0	0	0	1	1	0	0	
	F	0	0	0	0	0	0	0	0	0	0	0	0	
Arson	M	0	0	0	0	0	0	0	0	0	0	0	0	
	F	0	0	0	0	0	0	0	0	0	0	0	0	
Forgery & Counterfeiting	M	0	0	0	0	0	0	0	0	0	0	0	0	
	F	0	0	0	0	0	0	0	0	0	0	0	0	
Fraud	M	0	0	0	0	0	0	0	0	1	0	0	0	
	F	0	0	0	0	0	0	0	0	0	0	0	0	
Embezzlement	M	0	0	0	0	0	0	0	0	0	0	0	0	
	F	0	0	0	0	0	0	0	0	0	0	0	0	
Stolen Property-Buy, Possess, Receive	M	0	0	0	0	0	0	0	0	0	1	1	1	
	F	0	0	0	0	0	0	0	0	0	0	0	0	
Vandalism	M	0	0	0	0	0	0	0	0	0	0	0	0	
	F	0	0	0	0	0	0	0	0	0	0	0	0	
Weapons-carrying, possession, etc...	M	0	0	0	0	0	0	0	0	1	0	0	0	
	F	0	0	0	0	0	0	0	0	0	0	0	0	
Prostitution & Commercialized Vice	M	0	0	0	0	0	0	0	0	0	0	0	0	
	F	0	0	0	0	0	0	0	0	0	0	0	0	
Other Sex Offenses	M	0	0	0	0	0	0	0	0	1	0	0	0	
	F	0	0	0	0	0	0	0	0	0	0	0	0	
Drug Abuse Violations	M	0	0	0	0	0	0	0	0	6	6	0	1	
	F	0	0	0	0	0	0	0	0	0	0	0	1	
Gambling	M	0	0	0	0	0	0	0	0	0	0	0	0	
	F	0	0	0	0	0	0	0	0	0	0	0	0	
Offenses Against Family & Children	M	0	0	0	0	0	0	0	0	4	2	2	3	
	F	0	0	0	0	0	0	0	0	4	0	1	3	
Driving Under the Influence	M	0	0	0	0	0	0	0	0	4	5	3	3	
	F	0	0	0	0	0	0	0	0	0	1	0	0	
Liquor Laws	M	0	0	0	0	0	0	0	0	1	7	3	0	
	F	0	0	0	0	0	0	0	0	0	0	0	0	
Drunkenness	M	0	0	0	0	0	0	0	0	0	0	0	0	
	F	0	0	0	0	0	0	0	0	0	0	0	0	
Disorderly Conduct	M	0	0	0	0	0	0	0	0	0	0	0	0	
	F	0	0	0	0	0	0	0	0	0	0	0	0	
Vagrancy	M	0	0	0	0	0	0	0	0	0	0	0	0	
	F	0	0	0	0	0	0	0	0	0	0	0	0	
All Other Offenses (except Traffic)	M	0	0	0	0	0	0	0	0	8	19	20	15	
	F	0	0	0	0	0	0	0	0	3	3	5	5	
Suspicion	M	0	0	0	0	0	0	0	0	0	0	0	0	
	F	0	0	0	0	0	0	0	0	0	0	0	0	
Curfew and Loitering Law Violations	M	0	0	0	0	0	0	0	0	0	0	0	0	
	F	0	0	0	0	0	0	0	0	0	0	0	0	
Runaway	M	0	0	0	0	0	0	0	0	0	0	0	0	
	F	0	0	0	0	0	0	0	0	0	0	0	0	
			0	0	0	0	0	0	0	43	57	40	40	

*The criminal statistics within this publication are only those criminal statistics reported to the Uniform Crime Reporting Program by the participating law enforcement agencies.

Lyon Co SO Arrests By Offense and Age

22	23	24	25-29	30-34	35-39	40-44	45-49	50-54	55-59	60-64	over 64	Total >18	Grand Total
0	0	0	0	0	0	0	0	0	0	0	0	0	0
0	0	0	0	0	0	0	0	0	0	0	0	0	0
0	0	0	0	0	0	0	0	0	0	0	0	0	0
0	0	0	0	0	0	0	0	0	0	0	0	0	0
0	0	0	0	0	0	0	0	0	0	0	0	0	0
0	0	0	0	0	2	0	0	0	0	0	0	2	2
0	0	0	0	0	0	0	0	0	0	0	0	0	0
0	1	1	4	2	0	1	2	2	1	0	1	20	20
0	0	0	0	1	0	0	0	0	0	0	2	3	3
1	1	0	2	3	0	2	2	1	1	1	0	18	18
0	0	1	1	0	2	0	2	0	0	0	0	9	9
1	0	0	1	3	1	1	1	0	0	0	0	21	21
0	0	1	1	2	1	2	0	0	0	0	0	9	9
0	0	0	1	2	1	0	1	0	0	0	0	10	10
0	0	0	0	0	1	2	0	0	0	0	0	5	5
0	0	0	0	1	0	1	0	0	0	0	0	4	4
0	0	0	0	0	0	0	0	0	0	0	0	0	0
0	0	0	0	0	0	0	1	0	0	0	0	1	1
0	0	0	0	0	0	1	0	0	0	0	0	1	1
0	0	0	0	0	0	0	0	0	0	0	0	0	0
0	0	0	0	0	0	0	0	0	0	0	0	0	0
0	0	0	0	0	0	0	0	0	0	0	0	0	0
0	0	0	0	1	0	0	0	0	0	0	0	2	2
0	0	0	0	0	0	0	0	0	0	0	0	0	0
0	0	0	0	0	0	0	0	0	0	0	0	0	0
0	0	0	0	0	0	0	0	0	0	0	0	0	0
0	0	0	1	0	0	0	0	0	0	0	0	1	1
0	1	0	0	0	0	0	0	1	0	0	0	5	5
0	0	0	0	0	1	0	0	0	0	0	0	1	1
0	0	0	0	0	0	0	0	0	0	0	0	0	0
0	0	0	0	0	1	0	0	0	0	0	0	1	1
0	1	0	0	2	4	2	2	0	1	1	1	15	15
0	0	0	0	0	0	0	0	0	0	0	0	0	0
0	0	0	0	0	0	0	0	0	0	0	0	0	0
0	0	0	0	0	0	0	0	0	0	0	0	0	0
0	0	0	1	2	0	0	0	2	0	0	0	6	6
0	0	0	0	0	0	0	0	0	0	0	0	0	0
5	1	0	12	13	10	6	6	2	4	1	0	73	73
1	1	0	5	4	5	3	4	2	0	0	0	26	26
0	0	0	0	0	0	0	0	0	0	0	0	0	0
0	0	0	0	0	0	0	0	0	0	0	0	0	0
3	1	1	16	16	10	9	20	12	5	1	1	106	106
1	0	0	6	11	9	8	4	2	2	1	1	53	53
4	11	10	23	22	22	21	22	12	5	5	10	182	182
2	1	1	3	6	11	11	9	4	2	2	3	56	56
0	0	0	1	0	0	0	0	0	0	0	0	12	12
0	0	0	0	0	0	0	0	0	0	0	0	0	0
0	0	0	0	0	0	0	0	2	0	1	0	3	3
0	0	0	0	0	0	1	0	0	0	0	0	1	1
0	0	0	1	0	0	0	0	1	0	0	0	2	2
0	0	0	1	0	0	1	0	0	0	0	0	2	2
0	0	1	0	0	0	0	0	0	0	0	0	1	1
0	0	0	0	0	0	0	0	0	0	0	0	0	0
19	20	10	59	42	34	47	36	18	8	3	3	361	361
4	4	3	18	21	14	9	6	6	0	2	0	103	103
0	0	0	0	0	0	0	0	0	0	0	0	0	0
0	0	0	0	0	0	0	0	0	0	0	0	0	0
0	0	0	0	0	0	0	0	0	0	0	0	0	0
0	0	0	0	0	0	0	0	0	0	0	0	0	0
0	0	0	0	0	0	0	0	0	0	0	0	0	0
0	0	0	0	0	0	0	0	0	0	0	0	0	0
41	43	29	157	154	129	128	118	67	29	18	22	1,115	1,115

Mesquite PD Arrests By Offense and Age

OFFENSE	SEX	9 & Under										18	19	20	21
		10-12	13-14	15	16	17	Total <18								
Murder	M	0	0	0	0	0	0	0	0	0	0	0	0	0	0
	F	0	0	0	0	0	0	0	0	0	0	0	0	0	0
Manslaughter by Negligence	M	0	0	0	0	0	0	0	0	0	0	0	0	0	0
	F	0	0	0	0	0	0	0	0	0	0	0	0	0	0
Forcible Rape	M	0	0	0	0	0	0	0	0	0	0	0	0	0	0
	F	0	0	0	0	0	0	0	0	0	0	0	0	0	0
Robbery	M	0	0	0	0	0	0	0	0	0	0	0	1	0	0
	F	0	0	0	0	0	0	0	0	0	0	0	0	0	0
Aggravated Assault	M	0	0	0	0	0	0	0	0	0	0	0	0	0	0
	F	0	0	0	0	0	0	0	0	0	0	0	0	0	0
Other Assaults	M	1	2	5	2	2	1	13	1	2	3	5	5	5	5
	F	0	1	0	0	2	0	3	1	1	0	2	2	2	2
Burglary	M	0	1	1	0	0	0	2	0	0	0	0	0	0	0
	F	0	0	0	0	0	0	0	0	0	0	0	0	0	0
Larceny--Theft	M	0	0	1	2	3	3	9	1	1	0	0	0	0	0
	F	0	0	3	0	0	4	7	0	0	2	2	2	2	2
Motor Vehicle Theft	M	0	0	0	0	0	0	0	0	0	0	0	0	0	0
	F	0	0	0	0	0	0	0	0	0	0	0	0	0	0
Arson	M	0	0	0	0	0	0	0	0	0	0	0	0	0	0
	F	0	0	0	0	0	0	0	0	0	0	0	0	0	0
Forgery & Counterfeiting	M	0	0	0	0	0	0	0	0	0	0	0	0	0	0
	F	0	0	0	0	0	0	0	0	0	0	0	0	0	0
Fraud	M	0	0	0	0	0	0	0	0	1	0	0	0	0	0
	F	0	0	0	0	0	0	0	0	1	0	0	0	0	0
Embezzlement	M	0	0	0	0	0	0	0	0	0	0	0	0	0	0
	F	0	0	0	0	0	0	0	0	0	0	0	0	0	0
Stolen Property-Buy, Possess, Receive	M	0	0	1	0	0	0	1	0	0	0	0	1	1	1
	F	0	0	0	0	0	0	0	0	0	0	0	0	0	0
Vandalism	M	0	0	2	1	1	0	4	0	0	0	0	0	0	0
	F	0	0	0	0	0	2	2	0	0	0	0	0	0	0
Weapons-carrying, possession, etc...	M	0	0	0	0	0	0	0	1	0	1	0	0	0	0
	F	0	0	0	0	0	0	0	0	0	0	0	0	0	0
Prostitution & Commercialized Vice	M	0	0	0	0	0	0	0	0	0	0	0	0	0	0
	F	0	0	0	0	0	0	0	0	1	0	0	0	0	0
Other Sex Offenses	M	0	0	0	0	0	0	0	0	0	0	0	0	0	1
	F	0	0	0	0	0	0	0	0	0	0	0	0	0	0
Drug Abuse Violations	M	0	1	3	0	3	0	7	8	1	6	9	9	9	9
	F	0	0	0	2	0	0	2	0	1	2	1	1	1	1
Gambling	M	0	0	0	0	0	0	0	1	2	2	0	0	0	0
	F	0	0	0	0	0	0	0	0	1	0	0	0	0	0
Offenses Against Family & Children	M	0	0	0	0	0	0	0	0	0	0	0	0	0	0
	F	0	0	0	0	0	0	0	0	0	0	0	0	0	0
Driving Under the Influence	M	0	0	0	0	0	0	0	1	1	1	2	2	2	2
	F	0	0	0	0	0	0	0	0	0	0	0	0	0	1
Liquor Laws	M	0	0	1	3	2	8	14	18	14	11	1	1	1	1
	F	0	0	3	3	3	2	11	4	3	0	0	0	0	0
Drunkenness	M	0	0	0	0	0	0	0	0	0	0	0	0	0	0
	F	0	0	0	0	0	0	0	0	0	0	0	0	0	0
Disorderly Conduct	M	0	0	0	1	2	2	5	2	2	1	2	2	2	2
	F	0	0	0	2	1	1	4	0	0	0	0	0	0	0
Vagrancy	M	0	0	0	0	0	0	0	0	0	0	0	0	0	0
	F	0	0	0	0	0	0	0	0	0	0	0	0	0	0
All Other Offenses (except Traffic)	M	0	0	1	1	0	1	3	0	2	2	2	2	2	2
	F	0	0	0	0	1	1	2	0	0	0	0	0	0	1
Suspicion	M	0	0	0	0	0	0	0	0	0	0	0	0	0	0
	F	0	0	0	0	0	0	0	0	0	0	0	0	0	0
Curfew and Loitering Law Violations	M	0	0	3	3	0	0	6	0	0	0	0	0	0	0
	F	0	0	3	10	4	4	21	0	0	0	0	0	0	0
Runaway	M	0	0	0	0	0	0	0	0	0	0	0	0	0	0
	F	0	0	0	0	0	0	0	0	0	0	0	0	0	0
GRAND TOTAL		1	5	27	30	24	29	116	38	34	32	30	30	30	30

*The criminal statistics within this publication are only those criminal statistics reported to the Uniform Crime Reporting Program by the participating law enforcement agencies.

Mesquite PD Arrests By Offense and Age

	22	23	24	25-29	30-34	35-39	40-44	45-49	50-54	55-59	60-64	over 64	Total >18	Grand Total
	0	0	0	0	0	0	0	0	0	0	0	0	0	0
	0	0	0	0	0	0	0	0	0	0	0	0	0	0
	0	0	0	0	0	0	0	0	0	0	0	0	0	0
	0	0	0	0	0	0	0	0	0	0	0	0	0	0
	0	1	0	0	0	0	0	0	0	0	0	1	2	2
	0	0	0	0	0	0	0	0	0	0	0	0	0	0
	1	2	1	3	0	1	0	0	1	0	0	0	10	10
	0	0	0	0	0	0	0	0	0	0	0	0	0	0
	0	0	0	0	0	0	0	0	0	0	0	0	0	0
	0	0	0	0	0	0	0	0	0	0	0	0	0	0
	4	4	4	25	11	16	7	13	4	3	1	0	103	116
	2	0	1	4	5	8	5	0	3	2	1	0	35	38
	0	0	0	4	1	2	3	1	0	0	0	0	11	13
	0	0	0	0	1	0	0	0	1	0	0	0	2	2
	0	1	4	4	4	3	3	2	1	0	0	0	24	33
	1	0	1	1	3	1	1	2	3	0	1	2	20	27
	0	0	0	1	0	1	0	0	0	0	0	0	2	2
	0	0	1	0	0	0	0	0	0	0	0	0	1	1
	0	0	0	0	0	0	0	0	0	0	0	0	0	0
	0	0	0	0	0	0	0	0	0	0	0	0	0	0
	0	0	0	0	0	0	0	0	0	0	0	0	0	0
	0	0	0	0	1	0	1	0	0	0	0	0	2	2
	0	1	0	2	0	0	2	0	0	0	0	0	6	6
	0	0	0	1	0	1	0	0	0	0	1	0	4	4
	0	0	0	0	0	0	0	0	0	0	0	0	0	0
	0	0	0	0	0	0	0	0	0	0	0	0	0	0
	1	0	0	1	0	1	0	0	0	0	0	0	4	5
	0	0	0	1	0	0	0	0	0	0	0	0	1	1
	4	3	1	6	0	1	0	0	1	0	0	0	16	20
	0	0	0	0	1	0	0	0	0	0	0	0	1	3
	0	0	0	0	0	2	2	0	0	1	0	0	7	7
	0	0	0	0	0	0	0	1	0	0	0	0	1	1
	0	0	0	1	0	0	0	0	0	0	0	0	1	1
	0	0	0	0	0	1	0	0	0	0	0	0	2	2
	0	0	0	0	0	0	0	0	0	0	0	0	1	1
	0	0	0	0	0	0	0	0	0	0	0	0	0	0
	9	5	3	25	12	6	7	4	6	2	2	0	105	112
	2	0	1	8	2	2	3	4	2	1	0	0	29	31
	0	0	0	0	0	0	1	0	0	0	1	0	7	7
	0	0	0	0	0	0	0	0	0	0	0	0	1	1
	0	0	0	0	0	0	1	0	0	0	0	0	1	1
	0	0	0	0	0	1	0	0	2	0	0	0	3	3
	3	1	3	13	8	8	12	10	12	5	2	3	85	85
	1	1	0	3	3	2	4	5	3	4	2	0	29	29
	1	0	0	0	0	1	0	0	0	0	0	0	46	60
	1	0	1	0	0	0	1	1	0	0	0	0	11	22
	0	0	0	0	0	0	0	0	0	0	0	0	0	0
	0	0	0	0	0	0	0	0	0	0	0	0	0	0
	3	3	4	11	6	6	5	9	7	3	0	6	70	75
	0	0	0	1	2	3	2	2	1	0	0	0	11	15
	0	0	0	0	0	0	0	0	0	0	0	0	0	0
	0	0	0	0	0	0	0	0	0	0	0	0	0	0
	1	4	0	10	7	12	8	7	0	1	1	1	58	61
	0	0	0	5	1	3	1	2	1	0	0	0	14	16
	0	0	0	0	0	0	0	0	0	0	0	0	0	0
	0	0	0	0	0	0	0	0	0	0	0	0	0	0
	0	0	0	0	0	0	0	0	0	0	0	0	0	6
	0	0	0	0	0	0	0	0	0	0	0	0	0	21
	0	0	0	0	0	0	0	0	0	0	0	0	0	0
	0	0	0	0	0	0	0	0	0	0	0	0	0	0
	34	26	25	130	68	82	69	63	48	22	12	13	726	842

Mineral Co SO Arrests By Offense and Age

OFFENSE	SEX	9 & Under							Total <18	18	19	20	21
		10-12	13-14	15	16	17							
Murder	M	0	0	0	0	0	0	0	0	0	0	0	0
	F	0	0	0	0	0	0	0	0	0	0	0	0
Manslaughter by Negligence	M	0	0	0	0	0	0	0	0	0	0	0	0
	F	0	0	0	0	0	0	0	0	0	0	0	0
Forcible Rape	M	0	0	0	0	0	0	0	0	0	0	0	0
	F	0	0	0	0	0	0	0	0	0	0	0	0
Robbery	M	0	0	0	0	0	0	0	0	0	0	0	0
	F	0	0	0	0	0	0	0	0	0	0	0	0
Aggravated Assault	M	0	0	1	0	0	0	1	0	0	0	1	0
	F	0	0	0	0	0	0	0	1	0	0	0	0
Other Assaults	M	0	0	1	0	1	4	6	0	0	0	0	0
	F	0	0	1	1	0	0	2	0	0	0	0	1
Burglary	M	0	0	1	2	0	0	3	0	0	0	0	0
	F	0	0	0	0	0	0	0	0	0	0	0	0
Larceny--Theft	M	0	0	0	0	0	1	1	0	1	0	0	0
	F	0	0	0	0	0	0	0	0	0	0	0	1
Motor Vehicle Theft	M	0	0	1	0	1	1	3	0	0	0	0	0
	F	0	0	2	0	0	0	2	0	0	0	0	0
Arson	M	0	0	0	0	0	0	0	1	0	0	0	0
	F	0	0	0	0	0	0	0	0	0	0	0	0
Forgery & Counterfeiting	M	0	0	0	0	0	0	0	0	0	0	0	0
	F	0	0	0	0	0	0	0	0	0	0	0	0
Fraud	M	0	0	0	0	0	0	0	0	0	0	0	1
	F	0	0	0	0	0	0	0	0	0	0	0	0
Embezzlement	M	0	0	0	0	0	0	0	0	0	0	0	0
	F	0	0	0	0	0	0	0	0	0	0	0	0
Stolen Property-Buy, Possess, Receive	M	0	0	0	0	0	0	0	0	0	0	0	0
	F	0	0	0	0	0	0	0	0	0	0	0	0
Vandalism	M	0	0	2	0	1	0	3	0	0	0	0	0
	F	0	0	0	0	0	0	0	0	0	0	0	0
Weapons-carrying, possession, etc...	M	0	0	0	0	0	0	0	1	0	0	0	2
	F	0	0	0	0	0	0	0	0	0	0	0	0
Prostitution & Commercialized Vice	M	0	0	0	0	0	0	0	0	0	0	0	0
	F	0	0	0	0	0	0	0	0	0	0	0	0
Other Sex Offenses	M	0	0	0	0	0	0	0	0	1	0	0	0
	F	0	0	0	0	0	0	0	0	0	0	0	0
Drug Abuse Violations	M	0	0	0	1	1	3	5	10	3	3	1	1
	F	0	0	0	0	1	0	1	0	1	1	1	1
Gambling	M	0	0	0	0	0	0	0	0	0	0	0	0
	F	0	0	0	0	0	0	0	0	0	0	0	0
Offenses Against Family & Children	M	0	0	0	0	0	0	0	0	0	0	0	0
	F	0	0	0	0	0	0	0	0	0	0	0	0
Driving Under the Influence	M	0	0	0	0	0	0	0	0	0	2	0	3
	F	0	0	0	0	0	0	0	2	0	0	0	0
Liquor Laws	M	0	0	0	0	4	4	8	8	4	4	1	1
	F	0	0	1	0	3	1	5	3	2	2	0	0
Drunkenness	M	0	0	0	0	0	0	0	0	0	0	0	0
	F	0	0	0	0	0	0	0	0	0	0	0	0
Disorderly Conduct	M	0	0	2	1	0	0	3	2	0	0	0	1
	F	0	0	0	0	0	0	0	0	0	0	0	0
Vagrancy	M	0	0	0	0	0	0	0	0	0	0	0	0
	F	0	0	0	0	0	0	0	0	0	0	0	0
All Other Offenses (except Traffic)	M	0	0	0	2	2	7	11	2	0	4	2	2
	F	0	0	2	1	1	2	6	1	1	1	2	2
Suspicion	M	0	0	0	0	0	0	0	0	0	0	0	0
	F	0	0	0	0	0	0	0	0	0	0	0	0
Curfew and Loitering Law Violations	M	0	0	6	0	1	1	8	0	0	0	0	0
	F	0	0	1	4	0	2	7	0	0	0	0	0
Runaway	M	0	0	0	0	0	0	0	0	0	0	0	0
	F	0	0	0	2	0	0	2	0	0	0	0	0
GRAND TOTAL		0	0	21	14	16	26	77	31	13	17	17	17

*The criminal statistics within this publication are only those criminal statistics reported to the Uniform Crime Reporting Program by the participating law enforcement agencies.

												over		
22	23	24	25-29	30-34	35-39	40-44	45-49	50-54	55-59	60-64	64	Total >18	Grand Total	
0 0	0 0	0 0	0 0	0 0	0 0	0 0	0 0	0 0	0 0	0 0	0 0	0 0	0	
0 0	0 0	0 0	0 0	0 0	0 0	0 0	0 0	0 0	0 0	0 0	0 0	0 0	0	
0 0	0 0	0 0	0 0	0 0	0 0	0 0	0 0	0 0	0 0	0 0	0 0	0 0	0	
0 0	0 0	0 0	0 0	0 0	0 0	0 0	0 0	0 0	0 0	0 0	0 0	0 0	0	
0 0	0 0	0 0	0 0	0 0	0 0	0 0	0 0	0 0	0 0	0 0	0 0	0 0	0	
0 0	0 0	0 0	2 1	0 0	1 0	0 0	0 0	0 0	0 0	0 0	0 0	4 2	5 2	
3 2	1 0	1 2	5 1	5 4	4 0	3 3	1 0	4 0	2 0	1 0	0 1	30 14	36 16	
0 0	0 0	0 0	0 1	0 0	1 0	0 0	1 0	0 0	0 0	0 0	0 0	2 1	5 1	
0 0	0 0	0 0	1 0	0 0	0 0	0 0	0 0	0 0	0 0	0 0	0 0	2 1	3 1	
0 0	0 0	0 0	0 0	0 0	0 0	0 0	0 0	0 0	0 0	0 0	0 0	0 0	3 2	
0 0	0 0	0 0	0 0	0 0	0 0	0 0	0 0	0 0	0 0	0 0	0 0	1 0	1 0	
0 0	0 0	0 0	0 0	0 0	0 0	0 0	0 0	0 0	0 0	0 0	0 0	0 0	0 0	
0 0	0 0	0 0	0 0	0 0	0 0	0 0	0 0	0 0	1 0	0 0	0 0	2 0	2 0	
0 0	0 0	0 0	0 0	0 0	0 0	0 0	0 0	0 0	0 0	0 0	0 0	0 0	0 0	
0 0	0 0	0 0	0 0	0 0	2 0	0 0	0 0	1 0	0 0	0 0	0 0	3 0	3 0	
0 0	0 0	0 0	0 0	0 0	0 0	0 0	0 0	0 0	0 0	0 0	0 0	0 0	3 0	
0 0	0 0	0 0	1 0	1 0	0 0	1 0	0 0	1 0	0 0	0 0	0 0	7 1	7 1	
0 0	0 0	0 0	0 0	0 0	0 0	0 0	0 0	0 0	0 0	0 0	0 0	0 0	0 0	
0 0	0 0	0 0	0 0	1 0	0 0	1 0	0 0	1 0	0 0	0 0	1 0	5 0	5 0	
1 1	2 0	4 2	13 4	6 3	4 2	3 1	5 3	2 0	0 1	1 0	0 0	58 20	63 21	
0 0	0 0	0 0	0 0	0 0	0 0	0 0	0 0	0 0	0 0	0 0	0 0	0 0	0 0	
0 0	0 0	1 0	0 0	2 0	0 0	1 0	0 0	0 0	0 0	0 0	0 0	4 1	4 1	
3 0	4 0	0 0	6 2	3 1	3 2	7 1	7 7	10 3	2 1	5 0	2 2	57 21	57 21	
0 1	0 0	0 0	0 0	0 0	0 0	1 0	0 0	0 0	0 0	0 0	0 0	18 9	26 14	
0 0	0 0	0 0	0 0	0 0	0 0	0 0	0 0	0 0	0 0	0 0	0 0	0 0	0 0	
1 0	1 0	0 0	1 0	4 1	2 0	0 1	1 2	5 0	1 0	0 0	0 0	19 4	22 4	
0 0	0 0	0 0	0 0	0 0	0 0	0 0	0 0	0 0	0 0	0 0	0 0	0 0	0 0	
5 1	0 0	8 2	20 1	15 2	9 3	11 7	8 5	8 3	3 2	1 0	2 0	98 31	109 37	
0 0	0 0	0 0	0 0	0 0	0 0	0 0	0 0	0 0	0 0	0 0	0 0	0 0	0 0	
0 0	0 0	0 0	0 0	0 0	0 0	0 0	0 0	0 0	0 0	0 0	0 0	0 0	8 7	
0 0	0 0	0 0</												

North Las Vegas PD Arrests By Offense and Age

OFFENSE	SEX	9 & Under										Total <18	18	19	20	21
		Under	10-12	13-14	15	16	17									
Murder	M	0	0	0	0	0	1	1	4	3	2	0				
	F	0	0	0	0	0	0	0	0	0	0	0				
Manslaughter by Negligence	M	0	0	0	0	0	0	0	0	0	0	0				
	F	0	0	0	0	0	0	0	0	0	0	0				
Forcible Rape	M	0	0	0	0	0	2	2	0	0	1	1				
	F	0	0	0	0	0	0	0	0	0	0	0				
Robbery	M	0	2	16	15	18	18	69	11	11	4	7				
	F	0	0	1	0	0	0	1	2	3	2	0				
Aggravated Assault	M	0	0	9	8	14	9	40	16	16	11	12				
	F	0	3	2	3	7	4	19	6	7	3	1				
Other Assaults	M	0	1	19	16	23	31	90	36	29	19	32				
	F	0	4	21	9	24	12	70	4	9	16	5				
Burglary	M	0	2	20	15	13	13	63	16	8	14	4				
	F	0	1	1	0	0	1	3	2	0	0	1				
Larceny--Theft	M	1	5	24	19	13	17	79	22	23	19	21				
	F	4	4	16	5	10	13	52	12	6	10	10				
Motor Vehicle Theft	M	0	0	3	4	3	2	12	1	2	3	6				
	F	0	0	0	0	1	0	1	0	1	0	2				
Arson	M	0	0	0	0	0	0	0	0	0	0	0				
	F	0	1	0	0	0	0	1	0	0	0	0				
Forgery & Counterfeiting	M	0	0	1	3	0	1	5	1	0	2	2				
	F	0	0	0	0	0	0	0	2	1	0	1				
Fraud	M	0	0	0	0	0	0	0	1	5	0	2				
	F	0	0	0	0	0	0	0	3	1	2	2				
Embezzlement	M	0	0	0	0	0	0	0	1	1	2	1				
	F	0	0	0	0	0	0	0	0	1	1	0				
Stolen Property-Buy, Possess, Receive	M	0	0	8	2	8	11	29	9	12	6	6				
	F	0	0	0	0	1	0	1	0	1	0	0				
Vandalism	M	0	4	17	17	24	9	71	12	3	8	4				
	F	0	0	1	2	1	0	4	1	1	2	1				
Weapons-carrying, possession, etc...	M	1	1	4	4	7	16	33	9	6	10	12				
	F	0	0	0	1	0	0	1	0	0	0	1				
Prostitution & Commercialized Vice	M	0	0	0	0	0	0	0	0	0	0	0				
	F	0	0	0	0	0	0	0	0	0	0	0				
Other Sex Offenses	M	1	0	1	0	2	0	4	4	1	1	1				
	F	0	0	0	0	0	0	0	0	1	0	0				
Drug Abuse Violations	M	2	1	7	12	25	30	77	61	61	71	56				
	F	0	0	0	3	4	2	9	8	14	7	4				
Gambling	M	0	0	0	0	0	0	0	1	1	1	1				
	F	0	0	0	0	0	0	0	0	1	2	0				
Offenses Against Family & Children	M	0	0	0	0	0	0	0	2	0	0	0				
	F	0	0	0	0	0	1	1	0	1	0	0				
Driving Under the Influence	M	0	0	0	0	0	3	3	14	20	17	31				
	F	0	0	0	0	0	0	0	0	4	4	8				
Liquor Laws	M	0	0	0	0	7	7	14	9	5	11	4				
	F	0	0	0	0	0	1	1	3	1	0	0				
Drunkenness	M	1	0	0	0	1	0	2	0	0	1	1				
	F	0	0	0	0	0	0	0	0	0	0	0				
Disorderly Conduct	M	0	0	0	0	1	0	1	6	4	5	4				
	F	0	0	0	0	1	0	1	2	3	0	1				
Vagrancy	M	0	0	0	0	0	0	0	1	1	3	3				
	F	0	0	0	0	0	0	0	0	2	2	0				
All Other Offenses (except Traffic)	M	2	0	21	29	30	39	121	54	52	38	40				
	F	0	0	1	3	3	8	15	15	9	10	11				
Suspicion	M	0	0	0	0	0	0	0	0	0	0	0				
	F	0	0	0	0	0	0	0	0	0	0	0				
Curfew and Loitering Law Violations	M	0	0	1	1	0	8	10	0	0	0	0				
	F	0	0	0	0	1	0	1	0	0	0	0				
Runaway	M	0	0	0	0	0	0	0	0	0	0	0				
	F	0	0	0	0	0	0	0	0	0	0	0				
GRAND TOTAL		12	29	194	171	242	259	907	351	331	310	299				

*The criminal statistics within this publication are only those criminal statistics reported to the Uniform Crime Reporting Program by the participating law enforcement agencies.

North Las Vegas PD Arrests By Offense and Age

												over	Total >18	Grand Total
22	23	24	25-29	30-34	35-39	40-44	45-49	50-54	55-59	60-64	64			
0	0	0	5	0	0	0	0	0	0	1	0	15	16	
0	0	0	0	0	0	0	0	0	0	0	0	0	0	
0	0	0	0	0	0	0	0	0	0	0	0	0	0	
0	0	0	0	0	0	0	0	0	0	0	0	0	0	
0	0	0	1	4	2	1	2	0	0	0	0	12	14	
0	0	0	0	0	0	0	0	0	0	0	0	0	0	
11	5	3	19	16	3	6	3	3	0	0	0	102	171	
0	0	1	4	4	2	0	0	1	0	0	0	19	20	
11	14	16	69	47	39	43	28	17	8	3	6	356	396	
1	1	2	18	14	16	7	10	10	1	1	0	98	117	
44	30	30	169	135	128	99	55	40	15	6	8	875	965	
13	8	8	62	40	34	24	24	10	3	6	2	268	338	
6	6	2	13	13	6	15	7	2	1	0	0	113	176	
0	0	0	6	2	2	2	0	0	0	0	0	15	18	
14	18	10	46	35	33	57	49	16	5	2	0	370	449	
6	3	5	24	22	27	27	13	16	6	1	0	188	240	
1	2	6	4	4	0	0	3	0	0	0	0	32	44	
0	0	1	4	0	0	1	0	0	0	0	0	9	10	
0	0	0	1	0	0	0	0	0	0	0	0	1	1	
0	0	0	1	0	0	0	0	0	0	0	0	1	2	
3	1	1	15	8	8	6	3	3	0	0	0	53	58	
0	1	0	13	7	6	4	1	2	0	0	0	38	38	
1	3	2	6	5	3	4	5	4	3	0	0	44	44	
0	0	1	4	6	2	2	2	1	2	0	0	28	28	
0	0	0	4	3	3	1	0	1	1	0	0	18	18	
0	0	0	0	2	5	1	1	0	0	0	0	11	11	
8	7	3	23	11	7	8	5	3	0	0	0	108	137	
2	2	0	5	2	3	2	0	0	0	0	0	17	18	
4	3	1	10	7	8	2	3	4	0	0	2	71	142	
2	0	1	5	1	3	1	0	1	1	0	0	20	24	
6	12	6	39	19	14	7	8	5	2	0	0	155	188	
0	0	1	3	1	2	0	1	0	0	0	0	9	10	
0	0	0	0	0	0	0	0	0	0	1	0	1	1	
0	0	0	1	0	0	0	0	1	0	0	0	2	2	
2	3	0	1	6	6	6	6	1	5	2	0	45	49	
1	0	0	0	0	0	1	1	0	0	0	0	4	4	
50	47	40	188	144	99	92	75	42	32	4	4	1,066	1,143	
6	12	7	37	31	30	23	14	7	1	1	1	203	212	
0	0	0	0	0	0	0	0	0	0	0	0	4	4	
0	0	0	0	0	1	0	0	0	0	0	0	4	4	
0	1	0	1	6	1	1	1	0	0	1	0	14	14	
0	2	0	5	5	1	4	2	0	0	0	0	20	21	
27	19	27	118	121	110	100	71	47	22	5	6	755	758	
4	4	5	30	30	16	15	14	6	6	4	0	150	150	
4	4	6	46	31	43	91	80	82	30	26	6	478	492	
1	0	0	2	3	3	14	12	4	3	3	0	49	50	
0	0	0	4	1	1	0	2	0	1	0	0	11	13	
0	0	0	0	0	0	0	0	0	0	0	0	0	0	
1	3	1	12	7	1	3	8	1	0	1	0	57	58	
1	1	1	0	2	5	3	3	3	0	0	0	25	26	
2	0	2	7	11	6	9	16	3	3	3	0	70	70	
0	0	0	2	1	5	6	4	3	0	0	0	25	25	
43	35	28	196	173	160	204	150	138	63	24	8	1,406	1,527	
6	16	10	45	46	52	35	33	19	7	4	2	320	335	
0	0	0	0	0	0	0	0	0	0	0	0	0	0	
0	0	0	0	0	0	0	0	0	0	0	0	0	0	
0	0	0	0	0	0	0	0	0	0	0	0	0	10	
0	0	0	0	0	0	0	0	0	0	0	0	0	1	
0	0	0	0	0	0	0	0	0	0	0	0	0	0	
0	0	0	0	0	0	0	0	0	0	0	0	0	0	
281	263	227	1,268	1,026	896	927	715	496	221	99	45	7,755	8,662	

Nye Co SO Arrests By Offense and Age

OFFENSE	SEX	9 & Under							Total <18	18	19	20	21
		Under	10-12	13-14	15	16	17						
Murder	M	0	0	0	0	0	0	0	0	0	0	0	0
	F	0	0	0	0	0	0	0	0	1	0	0	0
Manslaughter by Negligence	M	0	0	0	0	0	0	0	0	0	0	0	0
	F	0	0	0	0	0	0	0	0	0	0	0	0
Forcible Rape	M	0	0	0	1	0	0	1	0	2	0	1	0
	F	0	0	0	0	0	0	0	0	0	0	0	0
Robbery	M	0	0	0	1	1	3	5	2	0	0	0	0
	F	0	0	0	0	0	0	0	0	0	0	0	0
Aggravated Assault	M	1	0	1	0	5	2	9	4	2	1	2	0
	F	0	0	0	0	1	0	1	1	2	1	1	1
Other Assaults	M	1	7	7	9	10	7	41	10	5	3	3	3
	F	0	3	5	4	2	2	16	3	1	1	1	3
Burglary	M	1	1	2	2	0	5	11	11	6	1	5	5
	F	0	0	2	3	0	0	5	1	0	2	1	1
Larceny--Theft	M	0	0	3	8	7	7	25	8	10	6	9	9
	F	0	1	3	3	2	2	11	5	2	2	4	4
Motor Vehicle Theft	M	0	0	0	0	1	0	1	1	0	1	1	1
	F	0	0	1	0	0	0	1	0	0	1	0	0
Arson	M	2	2	1	0	0	0	5	0	0	0	0	0
	F	0	0	0	0	0	0	0	0	0	0	0	0
Forgery & Counterfeiting	M	0	0	0	0	0	0	0	1	2	0	1	0
	F	0	0	0	0	0	0	0	0	1	0	0	2
Fraud	M	0	0	0	0	0	1	1	2	2	2	2	2
	F	0	0	0	0	0	0	0	0	1	1	1	1
Embezzlement	M	0	0	1	0	0	0	1	0	0	0	0	0
	F	0	0	0	0	0	0	0	0	0	0	0	1
Stolen Property-Buy, Possess, Receive	M	0	0	0	0	0	0	0	0	1	0	1	0
	F	0	0	0	0	0	0	0	0	0	0	0	0
Vandalism	M	3	1	10	4	10	10	38	4	1	4	2	2
	F	0	1	2	1	0	0	4	0	1	2	1	1
Weapons-carrying, possession, etc...	M	0	2	0	0	0	0	2	1	1	0	2	0
	F	0	0	0	0	0	0	0	0	0	0	0	0
Prostitution & Commercialized Vice	M	0	0	0	0	0	0	0	0	0	0	0	0
	F	0	0	0	0	0	0	0	0	0	0	0	0
Other Sex Offenses	M	0	2	3	2	2	2	11	4	1	3	1	1
	F	0	0	0	1	0	0	1	0	0	0	0	1
Drug Abuse Violations	M	0	0	4	4	8	4	20	11	7	4	4	4
	F	0	0	0	1	6	0	7	1	4	0	4	0
Gambling	M	0	0	0	0	0	0	0	0	0	0	0	0
	F	0	0	0	0	0	0	0	0	0	0	0	0
Offenses Against Family & Children	M	0	0	5	7	3	6	21	6	2	10	14	14
	F	1	2	3	1	4	4	15	6	5	7	3	3
Driving Under the Influence	M	0	0	0	0	0	4	4	1	2	8	6	6
	F	0	0	0	0	0	0	0	1	0	0	0	2
Liquor Laws	M	0	0	1	6	4	6	17	4	3	3	1	1
	F	0	1	0	4	1	0	6	0	1	1	0	0
Drunkenness	M	0	0	0	0	0	0	0	0	0	0	0	0
	F	0	0	0	0	0	0	0	0	0	0	0	0
Disorderly Conduct	M	0	0	0	1	0	0	1	0	0	0	1	0
	F	0	0	0	0	0	0	0	0	0	0	0	0
Vagrancy	M	0	0	1	0	2	1	4	1	1	1	0	0
	F	0	0	0	0	0	0	0	0	0	1	0	0
All Other Offenses (except Traffic)	M	2	0	10	6	6	6	30	10	11	15	10	10
	F	2	1	5	2	6	1	17	6	3	4	3	3
Suspicion	M	0	0	0	0	0	0	0	0	0	0	0	0
	F	0	0	0	0	0	0	0	0	0	0	0	0
Curfew and Loitering Law Violations	M	0	1	3	3	4	3	14	0	0	0	0	0
	F	0	1	5	1	1	1	9	0	0	0	0	0
Runaway	M	0	1	4	12	16	9	42	0	0	0	0	0
	F	0	2	8	13	10	7	40	0	0	0	0	0
GRAND TOTAL		13	29	90	100	112	93	437	106	80	85	93	93

*The criminal statistics within this publication are only those criminal statistics reported to the Uniform Crime Reporting Program by the participating law enforcement agencies.

Nye Co SO Arrests By Offense and Age

22	23	24	25-29	30-34	35-39	40-44	45-49	50-54	55-59	60-64	over 64	Total >18	Grand Total
0	0	0	0	0	0	0	0	1	0	0	0	1	1
0	0	0	0	0	0	0	0	0	0	0	0	1	1
0	0	0	0	0	0	0	0	0	0	0	0	0	0
0	0	0	0	0	0	0	0	0	0	0	0	0	0
0	1	0	1	0	2	1	0	0	0	0	0	8	9
0	0	0	0	0	0	0	0	0	0	0	0	0	0
0	0	2	2	0	0	0	3	1	0	0	0	10	15
0	0	0	0	0	0	0	1	0	0	0	0	1	1
4	2	2	11	9	11	8	9	4	5	5	2	81	90
0	0	1	1	0	4	2	2	2	1	0	0	18	19
7	6	3	26	5	12	14	15	5	7	3	6	130	171
0	2	3	9	5	7	7	10	5	1	2	3	62	78
4	7	7	12	9	8	4	1	1	0	1	0	77	88
5	0	1	2	2	1	1	1	0	1	0	0	18	23
5	3	2	13	9	8	10	8	3	3	2	2	101	126
5	1	5	9	9	10	7	2	8	2	1	3	75	86
0	2	1	9	2	3	1	1	2	0	0	0	24	25
0	0	0	1	0	0	0	0	0	0	0	0	2	3
0	0	0	0	0	0	0	0	0	0	0	0	0	5
0	0	0	0	0	0	0	0	0	0	0	0	0	0
2	1	0	5	1	3	2	2	2	0	1	0	23	23
0	0	1	1	6	7	0	3	0	0	0	0	21	21
4	2	1	9	6	6	3	3	2	0	0	1	45	46
0	1	0	4	7	4	4	2	1	1	0	1	28	28
0	0	0	0	0	0	0	2	3	0	3	0	8	9
0	1	1	1	2	2	2	2	3	1	0	1	17	17
0	0	0	1	1	0	2	0	2	1	0	0	9	9
0	0	0	1	1	0	1	0	0	0	0	0	3	3
1	1	2	6	4	3	4	3	2	4	0	1	42	80
0	1	1	3	2	1	0	0	0	0	0	0	12	16
1	0	1	2	2	2	1	1	3	1	0	0	18	20
0	0	0	0	0	0	0	0	0	0	0	0	0	0
0	0	0	0	0	0	0	0	0	0	0	0	0	0
0	0	0	1	0	0	0	0	0	0	0	0	1	1
0	2	1	2	4	3	4	4	1	1	2	2	35	46
0	0	0	0	0	0	1	0	1	0	0	0	3	4
2	4	6	33	17	24	13	16	12	9	4	4	170	190
0	0	1	9	4	5	7	14	14	4	0	0	67	74
0	0	0	0	0	0	0	0	0	0	0	0	0	0
0	0	0	0	0	0	0	0	0	0	0	0	0	0
6	6	6	32	29	30	40	30	16	14	2	13	256	277
5	2	7	17	28	18	23	14	8	0	2	1	146	161
5	9	3	31	21	17	22	35	21	15	5	5	206	210
1	0	2	2	9	7	5	3	7	3	3	0	45	45
1	0	0	1	4	5	2	1	2	1	0	0	28	45
0	0	0	0	0	0	5	0	0	1	0	0	8	14
0	1	0	0	0	1	0	1	2	1	0	0	6	6
0	0	0	0	0	0	0	0	0	0	0	0	0	0
0	0	0	1	0	0	2	2	3	0	0	0	9	10
0	0	0	0	0	0	1	0	1	1	0	0	3	3
0	0	0	0	1	7	2	1	3	3	0	1	21	25
0	0	0	0	1	1	0	8	0	1	0	0	12	12
23	8	8	49	33	51	43	38	32	14	20	20	385	415
4	4	2	20	15	21	24	17	14	1	3	1	142	159
0	0	0	0	0	0	0	0	0	0	0	0	0	0
0	0	0	0	0	0	0	0	0	0	0	0	0	0
0	0	0	0	0	0	0	0	0	0	0	0	0	14
0	0	0	0	0	0	0	0	0	0	0	0	0	9
0	0	0	0	0	0	0	0	0	0	0	0	0	42
0	0	0	0	0	0	0	0	0	0	0	0	0	40
85	67	70	327	248	284	270	256	184	100	56	67	2,378	2,815

Pershing Co SO Arrests By Offense and Age

OFFENSE	SEX	9 & Under							Total <18	18	19	20	21
		10-12	13-14	15	16	17							
Murder	M	0	0	0	0	0	0	0	0	0	0	0	
	F	0	0	0	0	0	0	0	0	0	0	0	
Manslaughter by Negligence	M	0	0	0	0	0	0	0	0	0	0	0	
	F	0	0	0	0	0	0	0	0	0	0	0	
Forcible Rape	M	0	0	0	0	0	0	0	0	0	0	0	
	F	0	0	0	0	0	0	0	0	0	0	0	
Robbery	M	0	0	0	0	0	0	0	0	0	0	0	
	F	0	0	0	0	0	0	0	0	0	0	0	
Aggravated Assault	M	0	0	0	0	0	0	0	0	0	0	0	
	F	0	0	0	0	0	0	0	0	0	0	0	
Other Assaults	M	0	0	0	0	0	0	0	0	0	0	0	
	F	0	0	0	0	0	0	0	0	0	0	0	
Burglary	M	0	0	0	0	0	0	0	0	0	0	0	
	F	0	0	0	0	0	0	0	0	0	0	1	
Larceny--Theft	M	0	0	0	0	0	0	0	0	0	0	0	
	F	0	0	0	0	0	0	0	0	0	0	0	
Motor Vehicle Theft	M	0	0	0	0	0	0	0	0	0	0	0	
	F	0	0	0	0	0	0	0	0	0	0	0	
Arson	M	0	0	0	0	0	0	0	0	0	0	0	
	F	0	0	0	0	0	0	0	0	0	0	0	
Forgery & Counterfeiting	M	0	0	0	0	0	0	0	0	0	0	0	
	F	0	0	0	0	0	0	0	0	0	0	0	
Fraud	M	0	0	0	0	0	0	0	0	0	0	0	
	F	0	0	0	0	0	0	0	0	0	0	0	
Embezzlement	M	0	0	0	0	0	0	0	0	0	0	0	
	F	0	0	0	0	0	0	0	0	0	0	0	
Stolen Property-Buy, Possess, Receive	M	0	0	0	0	0	0	0	0	0	0	0	
	F	0	0	0	0	0	0	0	0	0	0	0	
Vandalism	M	0	0	0	0	0	0	0	0	0	0	0	
	F	0	0	0	0	0	0	0	0	0	0	0	
Weapons-carrying, possession, etc...	M	0	0	0	0	0	0	0	0	0	0	0	
	F	0	0	0	0	0	0	0	0	0	0	0	
Prostitution & Commercialized Vice	M	0	0	0	0	0	0	0	0	0	0	0	
	F	0	0	0	0	0	0	0	0	0	0	0	
Other Sex Offenses	M	0	0	0	0	0	0	0	0	0	0	0	
	F	0	0	0	0	0	0	0	0	0	0	0	
Drug Abuse Violations	M	0	0	0	0	0	0	0	0	0	0	0	
	F	0	0	0	0	0	0	0	0	0	0	0	
Gambling	M	0	0	0	0	0	0	0	0	0	0	0	
	F	0	0	0	0	0	0	0	0	0	0	0	
Offenses Against Family & Children	M	0	0	0	0	0	0	0	0	0	0	0	
	F	0	0	0	0	0	0	0	0	0	0	0	
Driving Under the Influence	M	0	0	0	0	0	0	0	0	0	0	0	
	F	0	0	0	0	0	0	0	0	0	0	0	
Liquor Laws	M	0	0	0	0	0	0	0	0	0	0	0	
	F	0	0	0	1	0	0	1	0	0	0	1	
Drunkenness	M	0	0	0	0	0	0	0	0	0	0	0	
	F	0	0	0	0	0	0	0	0	0	0	0	
Disorderly Conduct	M	0	0	0	0	0	0	0	0	0	0	0	
	F	0	0	0	0	0	0	0	0	0	0	0	
Vagrancy	M	0	0	0	0	0	0	0	0	0	0	0	
	F	0	0	0	0	0	0	0	0	0	0	0	
All Other Offenses (except Traffic)	M	0	0	0	0	0	0	0	1	1	0	0	
	F	0	0	0	0	0	0	0	0	0	0	0	
Suspicion	M	0	0	0	0	0	0	0	0	0	0	0	
	F	0	0	0	0	0	0	0	0	0	0	0	
Curfew and Loitering Law Violations	M	0	0	0	0	0	0	0	0	0	0	0	
	F	0	0	0	0	0	0	0	0	0	0	0	
Runaway	M	0	0	0	0	0	0	0	0	0	0	0	
	F	0	0	0	0	0	0	0	0	0	0	0	
GRAND TOTAL		0	0	0	1	0	0	1	1	1	0	2	

*The criminal statistics within this publication are only those criminal statistics reported to the Uniform Crime Reporting Program by the participating law enforcement agencies.

Reno PD Arrests By Offenses and Age

OFFENSE	SEX	9 & Under										Total <18	18	19	20	21
		10-12	13-14	15	16	17										
Murder	M	0	0	0	1	0	1	2	2	0	0	0	0	0	0	0
	F	0	0	0	0	0	0	0	0	0	0	0	0	0	0	0
Manslaughter by Negligence	M	0	0	0	0	0	0	0	0	0	0	0	0	0	0	0
	F	0	0	0	0	0	0	0	0	0	0	0	0	0	0	0
Forcible Rape	M	0	1	1	0	0	0	2	1	0	0	1	0	0	1	0
	F	0	0	0	0	0	0	0	0	0	0	0	0	0	0	0
Robbery	M	0	0	2	3	4	7	16	5	9	6	6	5	9	6	6
	F	0	0	0	0	0	1	1	4	0	1	2	4	0	1	2
Aggravated Assault	M	0	1	7	3	5	8	24	15	8	4	11	15	8	4	11
	F	0	0	5	4	3	3	15	2	2	3	2	2	2	3	2
Other Assaults	M	2	13	24	16	30	22	107	20	30	22	38	20	30	22	38
	F	0	5	26	28	10	19	88	8	16	13	19	8	16	13	19
Burglary	M	0	2	13	8	20	23	66	16	20	12	12	16	20	12	12
	F	0	2	5	12	10	14	43	6	10	12	3	6	10	12	3
Larceny--Theft	M	1	17	61	41	64	71	255	69	60	49	45	69	60	49	45
	F	0	20	103	64	74	73	334	66	43	41	23	66	43	41	23
Motor Vehicle Theft	M	0	0	0	0	1	1	2	1	3	0	0	1	3	0	0
	F	0	0	0	0	1	0	1	0	0	0	0	0	0	0	0
Arson	M	0	1	0	0	0	0	1	0	0	0	1	0	0	0	1
	F	0	0	0	0	0	0	0	0	0	0	0	0	0	0	0
Forgery & Counterfeiting	M	0	0	0	0	0	0	0	0	0	0	0	0	0	0	0
	F	0	0	0	0	0	0	0	0	0	0	0	0	0	0	0
Fraud	M	0	1	3	1	2	0	7	5	3	5	5	5	3	5	5
	F	0	0	0	1	1	1	3	3	0	2	0	3	0	2	0
Embezzlement	M	0	0	0	0	0	0	0	1	0	2	3	0	1	0	2
	F	0	0	0	0	0	2	2	0	0	0	0	0	0	0	0
Stolen Property-Buy, Possess, Receive	M	0	0	7	1	7	9	24	14	8	1	11	14	8	1	11
	F	0	0	0	1	0	3	4	0	5	1	5	0	5	1	5
Vandalism	M	2	11	26	24	20	51	134	14	18	6	8	14	18	6	8
	F	0	2	1	2	1	5	11	2	1	1	0	2	1	1	0
Weapons-carrying, possession, etc...	M	0	1	1	2	5	2	11	3	3	2	6	3	3	2	6
	F	0	0	0	0	0	0	0	0	0	0	1	0	0	0	1
Prostitution & Commercialized Vice	M	0	0	0	0	0	0	0	0	0	1	1	0	0	1	1
	F	0	0	0	1	0	1	2	7	2	5	6	7	2	5	6
Other Sex Offenses	M	0	1	2	4	1	2	10	5	5	3	4	5	5	3	4
	F	1	0	0	0	0	0	1	0	0	0	0	0	0	0	0
Drug Abuse Violations	M	0	0	9	11	14	19	53	41	52	31	37	41	52	31	37
	F	0	0	3	2	5	4	14	7	5	11	14	7	5	11	14
Gambling	M	0	0	0	0	0	0	0	0	0	0	0	0	0	0	0
	F	0	0	0	0	0	0	0	0	0	0	0	0	0	0	0
Offenses Against Family & Children	M	0	0	0	0	0	0	0	11	16	4	18	11	16	4	18
	F	0	0	0	0	0	0	0	3	4	3	8	3	4	3	8
Driving Under the Influence	M	0	0	0	1	1	1	3	11	15	18	52	11	15	18	52
	F	0	0	0	0	0	3	3	4	7	9	15	4	7	9	15
Liquor Laws	M	0	1	17	47	82	83	230	128	134	98	14	128	134	98	14
	F	0	2	22	31	41	58	154	37	56	35	2	37	56	35	2
Drunkenness	M	0	0	0	0	0	0	0	0	0	0	0	0	0	0	0
	F	0	0	0	0	0	0	0	0	0	0	0	0	0	0	0
Disorderly Conduct	M	0	0	0	1	1	0	2	1	1	0	7	1	1	0	7
	F	0	0	0	0	0	0	0	0	0	0	0	0	0	0	0
Vagrancy	M	0	0	0	0	0	0	0	0	0	0	0	0	0	0	0
	F	0	0	0	0	0	0	0	0	0	0	0	0	0	0	0
All Other Offenses (except Traffic)	M	0	5	35	30	43	54	167	103	131	99	144	103	131	99	144
	F	0	0	7	12	12	10	41	23	32	29	39	23	32	29	39
Suspicion	M	0	0	0	0	0	0	0	0	0	0	0	0	0	0	0
	F	0	0	0	0	0	0	0	0	0	0	0	0	0	0	0
Curfew and Loitering Law Violations	M	4	22	56	32	51	45	210	0	0	0	0	0	0	0	0
	F	0	18	80	53	43	30	224	0	0	0	0	0	0	0	0
Runaway	M	0	2	18	18	28	16	82	0	0	0	0	0	0	0	0
	F	0	8	51	33	29	10	131	0	0	0	0	0	0	0	0
GRAND TOTAL		10	136	585	488	609	652	2,480	638	699	529	563	638	699	529	563

*The criminal statistics within this publication are only those criminal statistics reported to the Uniform Crime Reporting Program by the participating law enforcement agencies.

Reno PD Arrests By Offenses and Age

	22	23	24	25-29	30-34	35-39	40-44	45-49	50-54	55-59	60-64	over 64	Total >18	Grand Total
0	0	0	0	2	0	1	0	1	1	0	0	0	7	9
0	0	0	0	0	0	0	0	0	0	0	0	0	0	0
0	1	0	0	0	0	0	0	0	0	0	0	0	1	1
0	0	0	0	0	0	0	0	0	0	0	0	0	0	0
1	0	0	0	3	1	3	0	0	0	1	1	0	12	14
0	0	0	0	0	0	0	0	0	0	0	0	0	0	0
2	6	9	22	10	6	21	4	4	4	4	0	0	114	130
0	0	1	2	4	3	2	2	1	0	0	0	0	22	23
8	10	8	51	34	25	36	28	27	8	4	7	284	308	
3	3	4	8	6	7	5	9	2	2	0	0	58	73	
30	34	30	158	120	110	95	99	70	28	15	5	904	1,011	
20	13	13	69	35	42	35	37	14	7	4	2	347	435	
10	16	17	63	46	25	33	33	10	11	3	4	331	397	
7	8	7	20	18	14	18	10	8	2	0	0	143	186	
18	23	32	91	63	47	59	53	46	18	10	8	691	946	
33	14	18	66	40	46	38	27	24	10	7	5	501	835	
0	0	0	3	2	3	2	1	0	0	0	0	15	17	
0	0	0	2	0	1	0	0	0	0	0	0	3	4	
1	0	1	0	0	1	1	1	0	0	1	0	7	8	
0	0	0	0	1	1	0	0	0	1	0	0	3	3	
0	1	0	0	0	0	0	0	0	1	0	0	2	2	
0	1	0	0	0	0	0	0	1	0	0	0	2	2	
2	3	5	38	14	18	27	12	16	9	4	6	172	179	
1	1	4	11	12	10	7	11	9	4	0	1	76	79	
0	0	1	1	4	4	0	1	1	0	2	0	20	20	
1	0	3	1	5	1	3	2	2	1	1	0	20	22	
8	6	8	30	25	16	17	10	11	1	0	0	166	190	
0	1	1	6	10	4	5	0	1	0	0	0	39	43	
8	8	7	11	14	8	15	8	7	2	2	2	138	272	
2	0	0	2	2	3	3	1	1	0	0	1	19	30	
4	3	4	12	3	4	5	6	2	0	1	0	58	69	
1	0	0	1	0	1	1	0	0	0	0	0	5	5	
0	1	0	0	1	0	0	0	1	0	0	0	5	5	
5	3	2	6	8	6	4	9	0	1	0	0	64	66	
5	0	3	10	6	7	8	11	3	4	3	1	78	88	
0	0	0	0	1	0	1	3	0	1	0	0	6	7	
29	39	29	141	75	71	49	51	17	8	5	2	677	730	
7	8	7	37	21	13	13	12	6	1	2	0	164	178	
0	0	0	0	0	0	0	0	0	0	0	0	0	0	
0	0	0	0	0	0	0	0	0	0	0	0	0	0	
9	8	6	14	14	10	7	9	8	1	1	0	136	136	
4	4	5	19	20	12	10	3	0	1	0	0	96	96	
41	38	48	170	100	83	76	72	42	33	16	11	826	829	
16	14	14	51	29	22	36	31	20	12	3	6	289	292	
18	13	13	60	50	45	111	191	144	45	35	17	1,116	1,346	
2	1	2	9	3	13	7	23	11	4	1	1	207	361	
0	0	0	0	0	0	0	0	0	0	0	0	0	0	
0	0	0	0	0	0	0	0	0	0	0	0	0	0	
9	6	2	22	8	8	12	15	11	5	4	4	115	117	
1	0	0	2	3	0	0	0	0	0	0	0	6	6	
0	0	0	0	0	0	0	0	0	0	0	0	0	0	
0	0	0	0	0	0	0	0	0	0	0	0	0	0	
147	113	147	622	412	340	425	477	372	159	100	67	3,858	4,025	
51	33	39	154	142	89	88	101	53	24	23	5	925	966	
0	0	0	0	0	0	0	0	0	0	0	0	0	0	
0	0	0	0	0	0	0	0	0	0	0	0	0	0	
0	0	0	0	0	0	0	0	0	0	0	0	0	0	
0	0	0	0	0	0	0	0	0	0	0	0	0	0	
0	0	0	0	0	0	0	0	0	0	0	0	0	0	
0	0	0	0	0	0	0	0	0	0	0	0	0	0	
0	0	0	0	0	0	0	0	0	0	0	0	0	0	
504	433	490	1,990	1,362	1,123	1,275	1,364	946	409	248	155	12,728	15,208	

Sparks PD Arrests By Offenses and Ages

OFFENSE	SEX	9 & Under										18	19	20	21
		10-12	13-14	15	16	17	Total <18								
Murder	M	0	0	0	0	0	0	0	2	0	0	0	0		
	F	0	0	0	0	0	0	0	0	0	0	0	0		
Manslaughter by Negligence	M	0	0	0	0	0	0	0	0	0	0	0	0		
	F	0	0	0	0	0	0	0	0	0	0	0	0		
Forcible Rape	M	0	0	0	0	0	2	2	1	0	0	0	0		
	F	0	0	0	0	0	0	0	0	0	0	0	0		
Robbery	M	0	1	1	2	8	1	13	5	7	0	4	0		
	F	0	0	0	0	0	0	0	1	1	0	0	0		
Aggravated Assault	M	0	0	3	2	1	8	14	6	4	2	4	0		
	F	0	0	0	1	0	0	1	0	0	1	0	0		
Other Assaults	M	1	5	20	7	13	13	59	12	17	10	20	0		
	F	0	6	13	15	8	10	52	3	5	5	2	0		
Burglary	M	0	2	13	18	19	14	66	14	9	9	16	0		
	F	0	1	8	2	5	4	20	0	4	0	1	0		
Larceny--Theft	M	5	14	26	29	37	38	149	40	23	16	19	0		
	F	0	4	18	13	17	20	72	12	7	4	4	0		
Motor Vehicle Theft	M	0	0	4	3	3	2	12	0	0	0	0	0		
	F	0	0	1	4	2	0	7	1	0	0	0	0		
Arson	M	2	3	3	1	1	1	11	1	0	0	0	0		
	F	0	0	0	0	0	0	0	0	0	0	0	0		
Forgery & Counterfeiting	M	0	0	0	0	0	0	0	0	0	0	0	0		
	F	0	0	0	0	0	0	0	0	0	0	0	0		
Fraud	M	0	0	0	1	2	5	8	2	0	1	4	0		
	F	0	0	0	0	2	1	3	1	1	3	0	0		
Embezzlement	M	0	0	0	0	0	1	1	1	2	3	0	0		
	F	0	0	0	0	0	0	0	0	1	0	0	0		
Stolen Property-Buy, Possess, Receive	M	0	0	2	1	1	5	9	7	1	2	3	0		
	F	0	0	2	1	1	0	4	0	1	2	0	0		
Vandalism	M	3	8	23	14	23	13	84	5	6	1	3	0		
	F	0	1	4	0	3	2	10	0	0	0	0	0		
Weapons-carrying, possession, etc...	M	0	0	0	0	2	2	4	0	3	2	2	0		
	F	0	0	0	0	0	0	0	0	0	0	0	0		
Prostitution & Commercialized Vice	M	0	0	0	0	0	1	1	0	0	0	0	0		
	F	0	0	0	0	0	0	0	0	1	0	0	0		
Other Sex Offenses	M	0	0	0	2	1	3	6	2	1	2	0	0		
	F	0	0	0	0	0	0	0	0	0	0	0	0		
Drug Abuse Violations	M	0	0	5	9	14	18	46	29	30	32	24	0		
	F	0	0	1	3	2	2	8	6	7	11	5	0		
Gambling	M	0	0	0	0	0	0	0	2	0	2	0	0		
	F	0	0	0	0	0	0	0	0	0	0	0	0		
Offenses Against Family & Children	M	1	0	0	0	0	0	1	14	16	6	12	0		
	F	0	0	0	1	0	0	1	4	3	1	2	0		
Driving Under the Influence	M	0	0	0	1	3	4	8	9	11	15	8	0		
	F	0	0	0	1	0	2	3	4	4	3	5	0		
Liquor Laws	M	0	0	11	24	39	61	135	82	52	39	6	0		
	F	0	0	13	23	18	27	81	27	24	16	1	0		
Drunkenness	M	0	0	0	0	0	0	0	0	0	0	0	0		
	F	0	0	0	0	0	0	0	0	0	0	0	0		
Disorderly Conduct	M	0	0	1	2	2	1	6	1	0	2	6	0		
	F	0	1	1	0	0	0	2	1	0	0	0	0		
Vagrancy	M	0	0	0	0	0	0	0	0	0	0	1	0		
	F	0	0	0	0	0	0	0	0	0	0	0	0		
All Other Offenses (except Traffic)	M	0	7	28	13	21	21	90	17	18	13	23	0		
	F	3	3	23	20	16	4	69	2	0	4	4	0		
Suspicion	M	0	0	0	0	0	0	0	0	0	0	0	0		
	F	0	0	0	0	0	0	0	0	0	0	0	0		
Curfew and Loitering Law Violations	M	0	0	10	6	6	14	36	0	0	0	0	0		
	F	0	0	2	7	3	6	18	0	0	0	0	0		
Runaway	M	0	0	7	5	7	7	26	0	0	0	0	0		
	F	0	2	18	16	8	7	51	0	0	0	0	0		
GRAND TOTAL		15	58	261	247	288	320	1,189	314	259	207	179	0		

*The criminal statistics within this publication are only those criminal statistics reported to the Uniform Crime Reporting Program by the participating law enforcement agencies.

Sparks PD Arrests By Offenses and Ages

22	23	24	25-29	30-34	35-39	40-44	45-49	50-54	55-59	60-64	over 64	Total >18	Grand Total
0	0	0	0	1	0	0	0	0	0	0	0	3	3
0	0	0	0	0	0	2	0	0	0	0	0	2	2
0	0	0	0	0	0	0	0	0	0	0	0	0	0
0	0	0	0	0	0	0	0	0	0	0	0	0	0
0	0	0	0	1	1	1	1	0	0	0	0	5	7
0	0	0	0	0	0	0	0	1	0	0	0	1	1
3	3	1	7	5	2	1	1	4	1	0	0	44	57
1	0	0	0	1	1	0	1	0	0	0	0	6	6
6	5	4	14	16	11	8	7	4	0	1	2	94	108
1	0	0	3	1	2	2	3	1	0	0	0	14	15
17	9	16	67	67	53	50	26	22	11	4	5	406	465
6	2	2	23	14	22	8	9	7	2	1	5	116	168
6	7	3	19	21	14	17	10	4	2	0	2	153	219
1	4	2	9	11	3	7	0	1	2	0	0	45	65
8	4	6	39	17	19	21	11	13	2	3	2	243	392
3	3	12	30	16	11	11	8	12	5	1	4	143	215
0	2	0	4	4	2	3	3	1	0	0	0	19	31
0	0	0	0	2	1	0	0	0	0	0	0	4	11
0	1	0	0	0	0	0	0	0	0	0	0	2	13
0	0	0	0	0	0	0	0	0	0	0	0	0	0
1	0	1	2	1	1	2	1	1	2	0	0	12	12
0	0	1	4	2	2	3	1	0	0	0	0	13	13
3	1	0	10	9	2	6	9	1	0	0	0	48	56
1	1	0	1	4	0	2	3	0	0	1	0	18	21
0	0	0	3	2	3	5	2	1	0	0	0	22	23
0	0	0	4	1	0	2	3	1	0	0	1	13	13
1	2	0	1	4	6	4	4	1	1	0	2	39	48
0	1	2	1	1	1	2	2	0	0	0	0	13	17
2	4	2	5	3	1	1	3	0	2	0	1	39	123
0	0	1	1	2	0	1	1	2	0	0	0	8	18
5	0	1	3	4	0	3	3	2	0	0	1	29	33
0	0	0	1	0	1	0	0	0	0	0	0	2	2
0	0	0	0	0	0	0	0	0	0	0	0	0	1
0	0	0	1	0	1	1	1	0	0	0	0	5	5
0	2	0	2	3	3	3	1	2	1	1	4	27	33
0	0	0	0	1	1	0	0	0	0	0	0	2	2
22	30	21	81	37	53	34	25	19	10	4	1	452	498
7	3	7	16	18	14	11	13	1	2	0	0	121	129
0	0	0	0	0	0	0	0	0	0	0	0	4	4
0	0	0	0	0	0	0	0	0	0	0	0	0	0
3	2	3	11	4	6	4	2	0	0	0	0	83	84
2	0	3	7	7	7	8	3	0	0	0	0	47	48
12	16	7	60	31	26	34	27	20	16	12	10	314	322
4	3	5	11	16	12	7	13	10	4	6	1	108	111
9	13	3	14	11	7	15	23	7	7	6	5	299	434
1	0	2	5	5	2	3	11	3	1	0	1	102	183
0	0	0	0	0	0	0	0	0	0	0	0	0	0
0	0	0	0	0	0	0	0	0	0	0	0	0	0
3	1	4	7	4	10	6	4	4	1	7	0	60	66
0	0	0	3	4	5	2	2	1	0	0	0	18	20
0	0	1	1	1	3	9	2	6	1	2	1	28	28
0	0	0	0	0	0	0	0	0	0	0	0	0	0
17	11	13	47	27	44	34	28	27	8	3	4	334	424
1	4	5	26	10	7	11	8	5	0	0	1	88	157
0	0	0	0	0	0	0	0	0	0	0	0	0	0
0	0	0	0	0	0	0	0	0	0	0	0	0	0
0	0	0	0	0	0	0	0	0	0	0	0	0	36
0	0	0	0	0	0	0	0	0	0	0	0	0	18
0	0	0	0	0	0	0	0	0	0	0	0	0	26
0	0	0	0	0	0	0	0	0	0	0	0	0	51
146	134	128	543	389	360	344	275	184	81	52	53	3,648	4,837

Storey Co SO Arrests By Offense and Age

OFFENSE	SEX	9 & Under								Total <18	18	19	20	21
		10-12	13-14	15	16	17								
Murder	M	0	0	0	0	0	0	0	0	0	0	0	0	
	F	0	0	0	0	0	0	0	0	0	0	0	0	
Manslaughter by Negligence	M	0	0	0	0	0	0	0	0	0	0	0	0	
	F	0	0	0	0	0	0	0	0	0	0	0	0	
Forcible Rape	M	0	0	0	0	0	0	0	0	0	0	0	0	
	F	0	0	0	0	0	0	0	0	0	0	0	0	
Robbery	M	0	0	0	0	0	0	0	0	0	0	0	0	
	F	0	0	0	0	0	0	0	0	0	0	0	0	
Aggravated Assault	M	0	0	0	0	0	0	0	0	0	0	0	0	
	F	0	0	0	0	0	0	0	0	0	0	0	0	
Other Assaults	M	0	0	0	0	0	0	0	0	0	0	0	0	
	F	0	0	0	0	0	0	0	0	0	0	0	0	
Burglary	M	0	0	0	0	0	0	0	0	0	0	0	0	
	F	0	0	0	0	0	0	0	0	0	0	0	0	
Larceny--Theft	M	0	0	0	1	0	0	1	0	0	0	0	0	
	F	0	0	0	0	0	0	0	0	0	0	0	0	
Motor Vehicle Theft	M	0	0	0	0	0	0	0	0	0	0	0	0	
	F	0	0	0	0	0	0	0	0	0	0	0	0	
Arson	M	0	0	0	0	0	0	0	0	0	0	0	0	
	F	0	0	0	0	0	0	0	0	0	0	0	0	
Forgery & Counterfeiting	M	0	0	0	0	0	0	0	0	0	0	0	0	
	F	0	0	0	0	0	0	0	0	0	0	0	0	
Fraud	M	0	0	0	0	0	0	0	0	0	0	0	0	
	F	0	0	0	0	0	0	0	0	0	0	0	0	
Embezzlement	M	0	0	0	0	0	0	0	0	0	0	0	0	
	F	0	0	0	0	0	0	0	0	0	0	0	0	
Stolen Property-Buy, Possess, Receive	M	0	0	0	0	0	0	0	0	0	0	0	0	
	F	0	0	0	0	0	0	0	0	0	0	0	1	
Vandalism	M	0	0	0	0	0	0	0	0	0	0	0	0	
	F	0	0	0	0	0	0	0	0	0	0	0	0	
Weapons-carrying, possession, etc...	M	0	0	0	0	0	0	0	0	0	0	0	0	
	F	0	0	0	0	0	0	0	0	0	0	0	0	
Prostitution & Commercialized Vice	M	0	0	0	0	0	0	0	0	0	0	0	0	
	F	0	0	0	0	0	0	0	0	0	0	0	0	
Other Sex Offenses	M	0	0	0	0	0	0	0	0	0	0	0	0	
	F	0	0	0	0	0	0	0	0	0	0	0	0	
Drug Abuse Violations	M	0	0	0	0	0	1	1	2	3	0	6		
	F	0	0	0	0	0	0	0	0	1	0	0		
Gambling	M	0	0	0	0	0	0	0	0	0	0	0	0	
	F	0	0	0	0	0	0	0	0	0	0	0	0	
Offenses Against Family & Children	M	0	0	0	0	0	0	0	0	0	0	0	0	
	F	0	0	0	0	0	0	0	0	0	0	0	0	
Driving Under the Influence	M	0	0	0	0	0	0	0	1	0	1	0		
	F	0	0	0	0	0	0	0	0	0	0	0	0	
Liquor Laws	M	0	0	0	0	0	1	1	1	0	0	0	0	
	F	0	0	0	0	0	0	0	0	0	0	0	0	
Drunkenness	M	0	0	0	0	0	0	0	0	0	0	0	0	
	F	0	0	0	0	0	0	0	0	0	0	0	0	
Disorderly Conduct	M	0	0	0	0	0	0	0	0	0	0	0	0	
	F	0	0	0	0	0	0	0	0	0	0	0	0	
Vagrancy	M	0	0	0	0	0	0	0	0	0	0	0	0	
	F	0	0	0	0	0	0	0	0	0	0	0	0	
All Other Offenses (except Traffic)	M	0	0	0	0	0	1	1	0	0	1	4		
	F	0	0	0	0	0	0	0	0	0	0	0	0	
Suspicion	M	0	0	0	0	0	0	0	0	0	0	0	0	
	F	0	0	0	0	0	0	0	0	0	0	0	0	
Curfew and Loitering Law Violations	M	0	0	0	0	0	0	0	0	0	0	0	0	
	F	0	0	0	0	0	0	0	0	0	0	0	0	
Runaway	M	0	0	0	0	0	0	0	0	0	0	0	0	
	F	0	0	0	0	0	0	0	0	0	0	0	0	
GRAND TOTAL		0	0	0	1	0	3	4	4	4	2	11		

*The criminal statistics within this publication are only those criminal statistics reported to the Uniform Crime Reporting Program by the participating law enforcement agencies.

[illegible]

Taxicab PD Arrests By Offenses and Age

OFFENSE	SEX	9 & Under										Total <18	18	19	20	21
		Under	10-12	13-14	15	16	17									
Murder	M	0	0	0	0	0	0	0	0	0	0	0	0	0	0	0
	F	0	0	0	0	0	0	0	0	0	0	0	0	0	0	0
Manslaughter by Negligence	M	0	0	0	0	0	0	0	0	0	0	0	0	0	0	0
	F	0	0	0	0	0	0	0	0	0	0	0	0	0	0	0
Forcible Rape	M	0	0	0	0	0	0	0	0	0	0	0	0	0	0	0
	F	0	0	0	0	0	0	0	0	0	0	0	0	0	0	0
Robbery	M	0	0	0	0	0	0	0	0	0	0	0	0	0	0	0
	F	0	0	0	0	0	0	0	0	0	0	0	0	0	0	0
Aggravated Assault	M	0	0	0	0	0	0	0	0	0	0	0	0	0	0	0
	F	0	0	0	0	0	0	0	0	0	0	0	0	0	0	0
Other Assaults	M	0	0	0	0	0	0	0	0	0	0	0	0	0	0	1
	F	0	0	0	0	0	0	0	0	0	0	0	0	0	0	0
Burglary	M	0	0	0	0	0	0	0	0	0	0	0	0	0	0	0
	F	0	0	0	0	0	0	0	0	0	0	0	0	0	0	0
Larceny--Theft	M	0	0	0	0	0	0	0	0	0	0	0	0	0	1	0
	F	0	0	0	0	0	0	0	0	0	0	0	0	0	0	0
Motor Vehicle Theft	M	0	0	0	0	0	0	0	0	0	0	0	0	0	0	0
	F	0	0	0	0	0	0	0	0	0	0	0	0	0	0	0
Arson	M	0	0	0	0	0	0	0	0	0	0	0	0	0	0	0
	F	0	0	0	0	0	0	0	0	0	0	0	0	0	0	0
Forgery & Counterfeiting	M	0	0	0	0	0	0	0	0	0	0	0	0	0	0	0
	F	0	0	0	0	0	0	0	0	0	0	0	0	0	0	0
Fraud	M	0	0	0	0	0	0	0	0	0	0	0	1	1	1	1
	F	0	0	0	0	0	0	0	0	0	0	0	0	0	0	0
Embezzlement	M	0	0	0	0	0	0	0	0	0	0	0	0	0	0	0
	F	0	0	0	0	0	0	0	0	0	0	0	0	0	0	0
Stolen Property-Buy, Possess, Receive	M	0	0	0	0	0	0	0	0	0	0	0	0	0	0	0
	F	0	0	0	0	0	0	0	0	0	0	0	0	0	0	0
Vandalism	M	0	0	0	0	0	0	0	0	0	0	0	0	0	0	0
	F	0	0	0	0	0	0	0	0	0	0	0	0	0	0	0
Weapons-carrying, possession, etc...	M	0	0	0	0	0	0	0	0	0	0	0	0	0	0	0
	F	0	0	0	0	0	0	0	0	0	0	0	0	0	0	0
Prostitution & Commercialized Vice	M	0	0	0	0	0	0	0	0	0	0	0	0	0	0	0
	F	0	0	0	0	0	0	0	0	0	0	0	0	0	0	0
Other Sex Offenses	M	0	0	0	0	0	0	0	0	0	0	0	0	0	0	0
	F	0	0	0	0	0	0	0	0	0	0	0	0	0	0	0
Drug Abuse Violations	M	0	0	0	0	0	0	0	0	0	0	0	0	0	0	0
	F	0	0	0	0	0	0	0	0	0	0	0	0	0	0	0
Gambling	M	0	0	0	0	0	0	0	0	0	0	0	0	0	0	0
	F	0	0	0	0	0	0	0	0	0	0	0	0	0	0	0
Offenses Against Family & Children	M	0	0	0	0	0	0	0	0	0	0	0	0	0	0	0
	F	0	0	0	0	0	0	0	0	0	0	0	0	0	0	0
Driving Under the Influence	M	0	0	0	0	0	0	0	0	0	0	0	0	0	0	0
	F	0	0	0	0	0	0	0	0	0	0	0	0	0	0	0
Liquor Laws	M	0	0	0	0	0	0	0	0	0	0	0	0	0	0	0
	F	0	0	0	0	0	0	0	0	0	0	0	0	0	0	0
Drunkenness	M	0	0	0	0	0	0	0	0	0	0	0	0	0	0	0
	F	0	0	0	0	0	0	0	0	0	0	0	0	0	0	0
Disorderly Conduct	M	0	0	0	0	0	0	0	0	0	0	0	0	0	0	0
	F	0	0	0	0	0	0	0	0	0	0	0	0	0	0	0
Vagrancy	M	0	0	0	0	0	0	0	0	0	0	0	0	0	0	0
	F	0	0	0	0	0	0	0	0	0	0	0	0	0	0	0
All Other Offenses (except Traffic)	M	0	0	0	0	0	0	0	0	0	0	0	0	0	0	0
	F	0	0	0	0	0	0	0	0	0	0	0	0	0	0	0
Suspicion	M	0	0	0	0	0	0	0	0	0	0	0	0	0	0	0
	F	0	0	0	0	0	0	0	0	0	0	0	0	0	0	0
Curfew and Loitering Law Violations	M	0	0	0	0	0	0	0	0	0	0	0	0	0	0	0
	F	0	0	0	0	0	0	0	0	0	0	0	0	0	0	0
Runaway	M	0	0	0	0	0	0	0	0	0	0	0	0	0	0	0
	F	0	0	0	0	0	0	0	0	0	0	0	0	0	0	0
GRAND TOTAL			0	0	0	0	0	0	0	0	0	0	1	2	2	2

*The criminal statistics within this publication are only those criminal statistics reported to the Uniform Crime Reporting Program by the participating law enforcement agencies.

[illegible]

TMCC PD Arrests By Offenses and Age

OFFENSE	SEX	9 & Under							Total <18	18	19	20	21
		10 -12	13-14	15	16	17							
Murder	M	0	0	0	0	0	0	0	0	0	0	0	0
	F	0	0	0	0	0	0	0	0	0	0	0	0
Manslaughter by Negligence	M	0	0	0	0	0	0	0	0	0	0	0	0
	F	0	0	0	0	0	0	0	0	0	0	0	0
Forcible Rape	M	0	0	0	0	0	0	0	0	0	0	0	0
	F	0	0	0	0	0	0	0	0	0	0	0	0
Robbery	M	0	0	0	0	0	0	0	0	0	0	0	0
	F	0	0	0	0	0	0	0	0	0	0	0	0
Aggravated Assault	M	0	0	0	0	0	0	0	0	0	0	1	0
	F	0	0	0	0	0	0	0	0	0	0	0	0
Other Assaults	M	0	0	0	0	0	0	0	0	0	0	0	0
	F	0	0	0	0	0	0	0	0	0	0	0	0
Burglary	M	0	0	0	0	0	0	0	0	0	1	0	0
	F	0	0	0	0	0	0	0	0	0	0	0	0
Larceny--Theft	M	0	0	0	0	0	0	0	0	0	0	0	0
	F	0	0	0	0	0	0	0	0	0	0	0	0
Motor Vehicle Theft	M	0	0	0	0	0	0	0	0	0	0	0	0
	F	0	0	0	0	0	0	0	0	0	0	0	0
Arson	M	0	0	0	0	0	0	0	0	0	0	0	0
	F	0	0	0	0	0	0	0	0	0	0	0	0
Forgery & Counterfeiting	M	0	0	0	0	0	0	0	0	0	0	0	0
	F	0	0	0	0	0	0	0	0	0	0	0	0
Fraud	M	0	0	0	0	0	0	0	0	0	0	0	0
	F	0	0	0	0	0	0	0	0	0	0	0	0
Embezzlement	M	0	0	0	0	0	0	0	0	0	0	0	0
	F	0	0	0	0	0	0	0	0	0	0	0	0
Stolen Property-Buy, Possess, Receive	M	0	0	0	0	0	0	0	0	0	0	0	0
	F	0	0	0	0	0	0	0	0	0	0	0	0
Vandalism	M	0	0	0	1	0	0	1	0	0	0	0	0
	F	0	0	0	0	0	0	0	0	0	0	0	0
Weapons-carrying, possession, etc...	M	0	0	0	0	0	0	0	0	0	0	0	0
	F	0	0	0	0	0	0	0	0	0	0	0	0
Prostitution & Commercialized Vice	M	0	0	0	0	0	0	0	0	0	0	0	0
	F	0	0	0	0	0	0	0	0	0	0	0	0
Other Sex Offenses	M	0	0	0	0	0	0	0	0	0	0	0	0
	F	0	0	0	0	0	0	0	0	0	0	0	0
Drug Abuse Violations	M	0	0	0	0	0	0	0	0	0	0	0	0
	F	0	0	0	0	0	0	0	0	0	0	0	0
Gambling	M	0	0	0	0	0	0	0	0	0	0	0	0
	F	0	0	0	0	0	0	0	0	0	0	0	0
Offenses Against Family & Children	M	0	0	0	0	0	0	0	0	0	0	0	0
	F	0	0	0	0	0	0	0	0	0	0	0	0
Driving Under the Influence	M	0	0	0	0	0	0	0	0	0	0	0	0
	F	0	0	0	0	0	0	0	0	0	0	0	0
Liquor Laws	M	0	0	0	0	0	0	0	0	0	0	0	0
	F	0	0	0	0	0	0	0	0	0	0	0	0
Drunkenness	M	0	0	0	0	0	0	0	0	0	0	0	0
	F	0	0	0	0	0	0	0	0	0	0	0	0
Disorderly Conduct	M	0	0	0	0	0	0	0	0	0	0	0	0
	F	0	0	0	0	0	0	0	0	0	0	0	0
Vagrancy	M	0	0	0	0	0	0	0	0	0	0	0	0
	F	0	0	0	0	0	0	0	0	0	0	0	0
All Other Offenses (except Traffic)	M	0	0	0	0	0	0	0	0	0	0	0	0
	F	0	0	0	0	0	0	0	0	0	0	0	0
Suspicion	M	0	0	0	0	0	0	0	0	0	0	0	0
	F	0	0	0	0	0	0	0	0	0	0	0	0
Curfew and Loitering Law Violations	M	0	0	0	0	0	0	0	0	0	0	0	0
	F	0	0	0	0	0	0	0	0	0	0	0	0
Runaway	M	0	0	0	0	0	0	0	0	0	0	0	0
	F	0	0	0	0	0	0	0	0	0	0	0	0
GRAND TOTAL		0	0	0	1	0	0	1	0	1	1		

*The criminal statistics within this publication are only those criminal statistics reported to the Uniform Crime Reporting Program by the participating law enforcement agencies.

[illegible]

UNLV PD Arrests By Offenses and Age

OFFENSE	SEX	9 & Under							Total <18	18	19	20	21
		Under	10-12	13-14	15	16	17						
Murder	M	0	0	0	0	0	0	0	0	0	0	0	
	F	0	0	0	0	0	0	0	0	0	0	0	
Manslaughter by Negligence	M	0	0	0	0	0	0	0	0	0	0	0	
	F	0	0	0	0	0	0	0	0	0	0	0	
Forcible Rape	M	0	0	0	0	0	0	0	0	0	0	0	
	F	0	0	0	0	0	0	0	0	0	0	0	
Robbery	M	0	0	0	0	0	0	0	0	0	0	0	
	F	0	0	0	0	0	0	0	0	0	0	0	
Aggravated Assault	M	0	0	0	0	0	1	1	1	0	1	0	
	F	0	0	0	0	0	0	0	0	0	0	0	
Other Assaults	M	0	0	0	0	1	2	3	1	0	1	1	
	F	0	0	0	0	0	0	0	0	0	0	0	
Burglary	M	0	0	0	0	0	0	0	0	0	0	0	
	F	0	0	0	0	0	0	0	0	0	0	0	
Larceny--Theft	M	0	3	0	0	0	0	3	0	0	2	0	
	F	0	0	0	0	0	0	0	0	0	0	0	
Motor Vehicle Theft	M	0	0	0	1	0	0	1	0	0	0	0	
	F	0	0	0	0	0	0	0	0	0	0	0	
Arson	M	0	0	0	1	0	0	1	0	0	0	0	
	F	0	0	0	0	0	0	0	0	0	0	0	
Forgery & Counterfeiting	M	0	0	0	0	0	0	0	0	0	0	0	
	F	0	0	0	0	0	0	0	0	0	0	0	
Fraud	M	0	0	0	0	0	0	0	0	0	0	1	
	F	0	0	0	0	0	0	0	0	0	0	0	
Embezzlement	M	0	0	0	0	0	0	0	0	0	0	0	
	F	0	0	0	0	0	0	0	0	0	0	0	
Stolen Property-Buy, Possess, Receive	M	0	0	0	0	0	0	0	1	0	0	0	
	F	0	0	0	0	0	0	0	0	0	0	0	
Vandalism	M	0	0	0	1	0	0	1	1	1	0	0	
	F	0	0	0	0	0	0	0	1	0	1	0	
Weapons-carrying, possession, etc...	M	0	0	0	0	0	0	0	0	0	0	1	
	F	0	0	0	0	0	0	0	0	0	0	0	
Prostitution & Commercialized Vice	M	0	0	0	0	0	0	0	0	0	0	0	
	F	0	0	0	0	0	0	0	0	0	0	0	
Other Sex Offenses	M	0	0	0	0	0	0	0	0	0	0	0	
	F	0	0	0	0	0	0	0	0	0	0	0	
Drug Abuse Violations	M	0	0	0	0	0	0	0	4	1	0	1	
	F	0	0	0	0	0	0	0	0	0	0	0	
Gambling	M	0	0	0	0	0	0	0	0	0	0	0	
	F	0	0	0	0	0	0	0	0	0	0	0	
Offenses Against Family & Children	M	0	0	0	0	0	0	0	0	0	0	0	
	F	0	0	0	0	0	0	0	0	0	0	0	
Driving Under the Influence	M	0	0	0	0	0	0	0	0	0	1	0	
	F	0	0	0	0	0	0	0	0	0	0	0	
Liquor Laws	M	0	0	0	0	0	3	3	7	10	3	2	
	F	0	0	0	0	0	0	0	4	1	0	0	
Drunkenness	M	0	0	0	0	0	0	0	0	0	0	0	
	F	0	0	0	0	0	0	0	0	0	0	0	
Disorderly Conduct	M	0	0	0	0	0	0	0	2	0	1	3	
	F	0	0	0	0	0	0	0	0	0	0	0	
Vagrancy	M	0	0	0	0	0	0	0	0	0	0	0	
	F	0	0	0	0	0	0	0	0	0	0	0	
All Other Offenses (except Traffic)	M	0	0	0	0	0	0	0	3	0	1	1	
	F	0	0	0	0	0	0	0	1	0	0	0	
Suspicion	M	0	0	0	0	0	0	0	0	0	0	0	
	F	0	0	0	0	0	0	0	0	0	0	0	
Curfew and Loitering Law Violations	M	0	0	0	0	0	0	0	0	0	0	0	
	F	0	0	0	0	0	0	0	0	0	0	0	
Runaway	M	0	0	0	0	0	0	0	0	0	0	0	
	F	0	0	0	0	0	0	0	0	0	0	0	
GRAND TOTAL		0	3	0	3	1	6	13	26	14	10	10	

*The criminal statistics within this publication are only those criminal statistics reported to the Uniform Crime Reporting Program by the participating law enforcement agencies.

[illegible]

UNR PD Arrests By Offenses and Age

OFFENSE	SEX	9 & Under							Total <18	18	19	20	21
		10-12	13-14	15	16	17							
Murder	M	0	0	0	0	0	0	0	0	0	0	0	0
	F	0	0	0	0	0	0	0	0	0	0	0	0
Manslaughter by Negligence	M	0	0	0	0	0	0	0	0	0	0	0	0
	F	0	0	0	0	0	0	0	0	0	0	0	0
Forcible Rape	M	0	0	0	0	0	0	0	0	0	0	0	0
	F	0	0	0	0	0	0	0	0	0	0	0	0
Robbery	M	0	0	0	0	0	0	0	0	0	0	0	0
	F	0	0	0	0	0	0	0	0	0	0	0	0
Aggravated Assault	M	0	0	0	0	0	0	0	0	0	0	0	0
	F	0	0	0	0	0	0	0	0	0	0	0	0
Other Assaults	M	0	0	0	0	0	0	0	0	0	0	0	0
	F	0	0	0	0	0	0	0	0	0	0	0	0
Burglary	M	0	0	0	0	0	0	0	0	0	0	0	0
	F	0	0	0	0	0	0	0	0	0	0	0	0
Larceny--Theft	M	0	0	0	0	0	0	0	0	0	0	0	0
	F	0	0	0	0	0	0	0	0	0	0	0	0
Motor Vehicle Theft	M	0	0	0	0	0	0	0	0	0	0	0	0
	F	0	0	0	0	0	0	0	0	0	0	0	0
Arson	M	0	0	0	0	0	0	0	0	0	0	0	0
	F	0	0	0	0	0	0	0	0	0	0	0	0
Forgery & Counterfeiting	M	0	0	0	0	0	0	0	0	0	0	0	0
	F	0	0	0	0	0	0	0	0	0	0	0	0
Fraud	M	0	0	0	0	0	0	0	0	0	0	0	0
	F	0	0	0	0	0	0	0	0	0	0	0	0
Embezzlement	M	0	0	0	0	0	0	0	0	0	0	0	0
	F	0	0	0	0	0	0	0	0	0	0	0	0
Stolen Property-Buy, Possess, Receive	M	0	0	0	0	0	0	0	0	0	0	0	0
	F	0	0	0	0	0	0	0	0	0	0	0	0
Vandalism	M	0	0	0	0	0	0	0	0	0	0	0	0
	F	0	0	0	0	0	0	0	0	0	0	0	0
Weapons-carrying, possession, etc...	M	0	0	0	0	0	0	0	0	0	0	0	0
	F	0	0	0	0	0	0	0	0	0	0	0	0
Prostitution & Commercialized Vice	M	0	0	0	0	0	0	0	0	0	0	0	0
	F	0	0	0	0	0	0	0	0	0	0	0	0
Other Sex Offenses	M	0	0	0	0	0	0	0	0	0	0	0	0
	F	0	0	0	0	0	0	0	0	0	0	0	0
Drug Abuse Violations	M	0	0	0	0	0	0	0	0	0	0	0	0
	F	0	0	0	0	0	0	0	0	0	0	0	0
Gambling	M	0	0	0	0	0	0	0	0	0	0	0	0
	F	0	0	0	0	0	0	0	0	0	0	0	0
Offenses Against Family & Children	M	0	0	0	0	0	0	0	0	0	0	0	0
	F	0	0	0	0	0	0	0	0	0	0	0	0
Driving Under the Influence	M	0	0	0	0	0	0	0	0	0	0	0	0
	F	0	0	0	0	0	0	0	0	0	0	0	0
Liquor Laws	M	0	0	0	0	0	0	0	0	0	0	0	0
	F	0	0	0	0	0	0	0	0	0	0	0	0
Drunkenness	M	0	0	0	0	0	0	0	0	0	0	0	0
	F	0	0	0	0	0	0	0	0	0	0	0	0
Disorderly Conduct	M	0	0	0	0	0	0	0	0	0	0	0	0
	F	0	0	0	0	0	0	0	0	0	0	0	0
Vagrancy	M	0	0	0	0	0	0	0	0	0	0	0	0
	F	0	0	0	0	0	0	0	0	0	0	0	0
All Other Offenses (except Traffic)	M	0	0	0	0	0	0	0	0	0	0	0	0
	F	0	0	0	0	0	0	0	0	0	0	0	0
Suspicion	M	0	0	0	0	0	0	0	0	0	0	0	0
	F	0	0	0	0	0	0	0	0	0	0	0	0
Curfew and Loitering Law Violations	M	0	0	0	0	0	0	0	0	0	0	0	0
	F	0	0	0	0	0	0	0	0	0	0	0	0
Runaway	M	0	0	0	0	0	0	0	0	0	0	0	0
	F	0	0	0	0	0	0	0	0	0	0	0	0
GRAND TOTAL		0	0	0	0	0	0	0	0	0	0	0	0

*The criminal statistics within this publication are only those criminal statistics reported to the Uniform Crime Reporting Program by the participating law enforcement agencies.

[illegible]

Washoe Schools PD Arrests By Offenses and Age

OFFENSE	SEX	9 & Under							Total <18					18	19	20	21
		10-12	13-14	15	16	17											
Murder	M	0	0	0	0	0	0	0	0	0	0	0	0	0	0	0	
	F	0	0	0	0	0	0	0	0	0	0	0	0	0	0	0	
Manslaughter by Negligence	M	0	0	0	0	0	0	0	0	0	0	0	0	0	0	0	
	F	0	0	0	0	0	0	0	0	0	0	0	0	0	0	0	
Forcible Rape	M	0	0	0	0	0	0	0	0	0	0	0	0	0	0	0	
	F	0	0	0	0	0	0	0	0	0	0	0	0	0	0	0	
Robbery	M	0	0	0	0	0	0	0	0	0	0	0	0	0	0	0	
	F	0	0	0	0	0	0	0	0	0	0	0	0	0	0	0	
Aggravated Assault	M	0	2	1	1	1	1	6	0	0	0	0	0	0	0	0	
	F	1	0	0	2	0	0	3	0	0	0	0	0	0	0	0	
Other Assaults	M	3	16	60	34	32	19	164	6	1	0	0	0	0	0	0	
	F	3	7	42	23	15	12	102	3	0	0	0	0	0	0	0	
Burglary	M	0	1	2	3	2	1	9	0	0	0	0	0	0	0	0	
	F	0	0	0	0	0	0	0	0	0	0	0	0	0	0	0	
Larceny--Theft	M	0	2	7	6	5	1	21	2	0	0	0	0	0	0	0	
	F	1	1	1	3	1	0	7	0	0	0	0	0	0	0	0	
Motor Vehicle Theft	M	0	0	0	0	1	0	1	0	0	0	0	0	0	0	0	
	F	0	0	0	1	0	0	1	0	0	0	0	0	0	0	0	
Arson	M	0	4	2	1	0	0	7	0	0	0	0	0	0	0	0	
	F	0	0	1	0	0	1	2	0	0	0	0	0	0	0	0	
Forgery & Counterfeiting	M	0	0	0	1	0	0	1	0	0	0	0	0	0	0	0	
	F	0	1	1	0	0	0	2	0	0	0	0	0	0	0	0	
Fraud	M	0	0	0	0	0	0	0	0	0	0	0	0	0	0	0	
	F	0	0	0	0	0	0	0	0	0	0	0	0	0	0	0	
Embezzlement	M	0	1	0	0	0	0	1	0	0	0	0	0	0	0	0	
	F	0	0	0	0	0	0	0	0	0	0	0	0	0	0	0	
Stolen Property-Buy, Possess, Receive	M	1	2	3	2	1	2	11	0	0	0	0	0	0	1	0	
	F	0	2	4	0	1	1	8	0	0	0	0	0	0	0	0	
Vandalism	M	2	10	21	17	12	1	63	1	0	0	0	0	0	0	0	
	F	0	0	1	2	0	0	3	0	0	0	0	0	0	0	0	
Weapons-carrying, possession, etc...	M	1	7	12	2	3	2	27	3	0	0	0	0	0	0	0	
	F	0	1	0	0	0	0	1	0	0	0	0	0	0	0	0	
Prostitution & Commercialized Vice	M	0	0	0	0	0	0	0	0	0	0	0	0	0	0	0	
	F	0	0	0	0	0	0	0	0	0	0	0	0	0	0	0	
Other Sex Offenses	M	0	0	1	0	0	0	1	0	0	0	0	0	0	0	0	
	F	0	0	1	0	0	0	1	0	0	0	0	0	0	0	0	
Drug Abuse Violations	M	0	12	55	25	30	10	132	6	3	0	0	0	0	0	0	
	F	0	4	17	5	4	4	34	0	0	0	0	0	0	0	0	
Gambling	M	0	0	0	0	0	0	0	0	0	0	0	0	0	0	0	
	F	0	0	0	0	0	0	0	0	0	0	0	0	0	0	0	
Offenses Against Family & Children	M	0	0	0	0	0	0	0	0	0	0	0	0	0	1	0	
	F	0	0	0	0	0	0	0	0	0	0	0	0	0	0	0	
Driving Under the Influence	M	0	0	0	0	0	1	1	2	0	0	0	0	0	0	0	
	F	0	0	0	0	0	0	0	0	0	0	0	0	0	0	0	
Liquor Laws	M	1	1	9	18	21	7	57	2	1	0	0	0	0	0	0	
	F	0	0	20	9	8	2	39	0	0	0	0	0	0	0	0	
Drunkenness	M	0	0	0	0	2	1	3	0	0	0	0	0	0	0	0	
	F	0	0	3	2	0	0	5	0	0	0	0	0	0	0	0	
Disorderly Conduct	M	5	18	71	16	13	9	132	1	1	0	0	0	0	0	0	
	F	0	3	27	7	2	0	39	0	0	0	0	0	0	0	0	
Vagrancy	M	0	0	0	0	0	0	0	0	0	0	0	0	0	0	0	
	F	0	0	0	0	0	0	0	0	0	0	0	0	0	0	0	
All Other Offenses (except Traffic)	M	6	21	100	80	103	59	369	13	5	2	4	2	4	4	4	
	F	1	14	39	37	32	15	138	2	2	2	1	2	1	1	1	
Suspicion	M	0	0	0	0	0	0	0	0	0	0	0	0	0	1	0	
	F	0	0	0	0	0	0	0	0	0	0	0	0	0	0	0	
Curfew and Loitering Law Violations	M	0	0	0	2	0	0	2	0	0	0	0	0	0	0	0	
	F	0	0	1	0	0	0	1	0	0	0	0	0	0	0	0	
Runaway	M	0	0	14	6	9	6	35	0	0	0	0	0	0	0	0	
	F	0	3	12	13	11	3	42	0	0	0	0	0	0	0	0	
GRAND TOTAL		25	133	528	318	309	158	1,471	41	13	4	8					

*The criminal statistics within this publication are only those criminal statistics reported to the Uniform Crime Reporting Program by the participating law enforcement agencies.

Washoe Schools PD Arrests By Offenses and Age

	22	23	24	25-29	30-34	35-39	40-44	45-49	50-54	55-59	60-64	over 64	Total >18	Grand Total
	0	0	0	0	0	0	0	0	0	0	0	0	0	0
	0	0	0	0	0	0	0	0	0	0	0	0	0	0
	0	0	0	0	0	0	0	0	0	0	0	0	0	0
	0	0	0	0	0	0	0	0	0	0	0	0	0	0
	0	0	0	0	0	0	0	0	0	0	0	0	0	0
	0	0	0	0	0	0	0	0	0	0	0	0	0	0
	0	0	0	0	0	0	0	0	0	0	0	0	0	0
	0	0	0	0	0	0	0	0	0	0	0	0	0	6
	0	0	0	0	0	0	0	0	0	0	0	0	0	3
	0	1	0	0	1	0	0	0	0	2	0	0	11	175
	0	0	0	0	0	0	0	0	0	0	0	0	3	105
	0	0	0	0	1	0	0	0	0	0	0	0	1	10
	0	0	0	0	0	0	0	0	0	0	0	0	0	0
	0	0	0	0	0	0	0	0	0	0	0	0	2	23
	0	0	0	0	0	0	0	0	0	0	0	0	0	7
	0	0	0	0	0	0	0	0	0	0	0	0	0	1
	0	0	0	0	0	0	0	0	0	0	0	0	0	1
	0	0	0	0	0	0	0	0	0	0	0	0	0	7
	0	0	0	0	0	0	0	0	0	0	0	0	0	2
	0	0	0	0	0	0	0	0	0	0	0	0	0	1
	0	0	0	0	0	0	0	0	0	0	0	0	0	2
	0	0	0	0	0	0	0	0	0	0	0	0	0	0
	0	0	0	0	0	0	0	0	0	0	0	0	0	0
	0	0	0	0	0	0	0	0	0	0	0	0	0	1
	0	0	0	0	0	0	0	0	0	0	0	0	0	0
	0	0	0	0	0	0	0	0	0	0	0	0	1	12
	0	0	0	0	1	0	0	0	0	0	0	0	1	9
	0	0	0	0	0	0	0	0	0	0	0	0	1	64
	0	0	0	0	0	0	0	0	0	0	0	0	0	3
	0	0	0	0	1	0	0	0	0	0	0	0	4	31
	0	0	0	0	0	0	0	0	0	0	0	0	0	1
	0	0	0	0	0	0	0	0	0	0	0	0	0	0
	0	0	0	0	0	0	0	0	0	0	0	0	0	0
	0	0	0	0	0	0	0	0	0	0	0	0	0	1
	0	0	0	0	0	0	0	0	0	0	0	0	0	1
	0	0	0	0	1	0	0	0	0	0	0	0	10	142
	0	0	0	0	0	0	0	0	0	0	0	0	0	34
	0	0	0	0	0	0	0	0	0	0	0	0	0	0
	0	0	0	0	0	0	0	0	0	0	0	0	0	0
	0	0	0	0	0	0	0	0	0	0	0	0	1	1
	0	0	0	0	0	0	0	0	0	0	0	0	0	0
	0	0	0	0	0	1	2	0	0	2	0	0	7	8
	0	0	0	0	0	0	0	1	1	0	0	0	2	2
	0	0	0	0	0	0	0	0	0	0	0	0	3	60
	0	0	0	0	0	0	0	0	0	0	0	0	0	39
	0	0	0	0	0	0	0	0	0	0	0	0	0	3
	0	0	0	0	0	0	0	0	0	0	0	0	0	5
	1	0	0	0	0	0	0	0	0	0	0	0	3	135
	0	0	0	1	0	0	1	0	0	0	0	0	2	41
	0	0	0	0	0	0	0	0	0	0	0	0	0	0
	0	0	0	0	0	0	0	0	0	0	0	0	0	0
	0	0	1	3	1	3	0	2	1	0	0	0	35	404
	0	2	0	3	1	3	3	1	0	0	0	1	21	159
	0	0	0	0	0	0	0	0	0	0	0	0	1	1
	0	0	0	0	0	0	0	0	0	0	0	0	0	0
	0	0	0	0	0	0	0	0	0	0	0	0	0	2
	0	0	0	0	0	0	0	0	0	0	0	0	0	1
	0	0	0	0	0	0	0	0	0	0	0	0	0	35
	0	0	0	0	0	0	0	0	0	0	0	0	0	42
	1	3	1	7	7	7	6	4	2	4	0	1	109	1,580

Washoe Co SO Arrests By Offenses and Age

OFFENSE	SEX	9 &							Total <18	18	19	20	21
		Under	10-12	13-14	15	16	17						
Murder	M	0	0	0	0	0	0	0	0	0	0	0	
	F	0	0	0	0	0	0	0	0	0	0	0	
Manslaughter by Negligence	M	0	0	0	0	0	0	0	0	0	0	0	
	F	0	0	0	0	0	0	0	0	0	0	0	
Forcible Rape	M	0	0	0	0	0	0	0	1	1	0	2	
	F	0	0	0	0	0	0	0	0	0	0	0	
Robbery	M	0	0	0	0	0	2	2	2	0	0	1	
	F	0	0	0	0	0	0	0	0	0	0	0	
Aggravated Assault	M	0	0	3	6	2	2	13	9	11	4	1	
	F	0	1	0	1	1	0	3	3	2	0	0	
Other Assaults	M	0	1	10	5	10	15	41	7	7	12	10	
	F	0	5	10	6	9	6	36	4	1	5	0	
Burglary	M	0	0	20	10	12	10	52	8	6	6	1	
	F	0	0	3	3	4	0	10	2	0	0	1	
Larceny--Theft	M	0	3	11	8	5	7	34	9	14	4	3	
	F	0	4	5	3	1	4	17	4	1	0	2	
Motor Vehicle Theft	M	0	0	1	0	0	0	1	0	0	0	0	
	F	0	0	0	0	0	0	0	0	0	0	0	
Arson	M	0	0	0	0	0	0	0	0	0	0	0	
	F	0	0	0	0	0	0	0	0	0	0	0	
Forgery & Counterfeiting	M	0	0	0	0	0	0	0	0	0	0	0	
	F	0	0	0	0	0	0	0	0	0	0	0	
Fraud	M	0	0	0	0	0	0	0	3	5	4	0	
	F	0	0	0	0	0	0	0	0	2	0	2	
Embezzlement	M	0	0	0	0	0	0	0	0	0	0	0	
	F	0	0	0	0	0	0	0	0	0	0	0	
Stolen Property-Buy, Possess, Receive	M	0	0	7	1	3	3	14	1	6	5	0	
	F	0	0	0	2	0	0	2	0	0	0	1	
Vandalism	M	0	5	5	6	1	2	19	5	5	4	2	
	F	0	3	0	0	1	0	4	0	1	0	0	
Weapons-carrying, possession, etc...	M	0	0	0	1	1	1	3	2	2	0	1	
	F	0	0	0	0	0	0	0	1	0	0	0	
Prostitution & Commercialized Vice	M	0	0	0	0	0	0	0	0	0	0	0	
	F	0	0	0	0	0	0	0	0	0	0	0	
Other Sex Offenses	M	0	0	0	1	3	1	5	3	2	1	2	
	F	0	0	0	0	0	1	1	0	0	0	0	
Drug Abuse Violations	M	0	0	3	6	11	16	36	12	19	17	13	
	F	0	0	0	1	1	1	3	1	2	6	2	
Gambling	M	0	0	0	0	0	0	0	0	0	0	0	
	F	0	0	0	0	0	0	0	0	0	0	0	
Offenses Against Family & Children	M	0	0	0	0	0	0	0	20	14	4	9	
	F	0	0	0	0	0	0	0	3	1	1	4	
Driving Under the Influence	M	0	0	0	1	1	3	5	10	10	12	24	
	F	0	0	0	0	0	0	0	1	2	1	9	
Liquor Laws	M	0	0	3	8	26	45	82	37	68	57	1	
	F	0	1	1	7	14	14	37	12	19	12	0	
Drunkenness	M	0	0	0	0	0	0	0	0	0	0	0	
	F	0	0	0	0	0	0	0	0	0	0	0	
Disorderly Conduct	M	0	0	0	0	0	0	0	0	0	0	0	
	F	0	0	0	0	0	0	0	0	0	0	0	
Vagrancy	M	0	0	0	0	0	0	0	0	0	0	0	
	F	0	0	0	0	0	0	0	0	0	0	0	
All Other Offenses (except Traffic)	M	1	2	6	21	37	39	106	71	105	115	140	
	F	0	1	5	7	6	8	27	19	33	29	39	
Suspicion	M	0	0	0	0	0	0	0	0	0	0	0	
	F	0	0	0	0	0	0	0	0	0	0	0	
Curfew and Loitering Law Violations	M	0	2	21	31	19	22	95	0	0	0	0	
	F	0	2	18	17	20	12	69	0	0	0	0	
Runaway	M	0	1	14	8	14	5	42	0	0	0	0	
	F	1	0	10	7	5	4	27	0	0	0	0	
GRAND TOTAL		2	31	156	167	207	223	786	250	339	299	270	

*The criminal statistics within this publication are only those criminal statistics reported to the Uniform Crime Reporting Program by the participating law enforcement agencies.

Washoe Co SO Arrests By Offenses and Age

													over	Total >18	Grand Total
22	23	24	25-29	30-34	35-39	40-44	45-49	50-54	55-59	60-64	64				
0	0	0	0	0	0	0	0	0	0	0	0	0	0	0	0
0	0	0	0	0	0	0	0	0	0	0	0	0	0	0	0
0	0	0	0	0	0	0	0	0	0	0	0	0	0	0	0
0	0	0	0	0	0	0	0	0	0	0	0	0	0	0	0
0	1	0	0	1	0	0	0	0	0	0	0	0	6	6	6
0	0	0	0	0	0	0	0	0	0	0	0	0	0	0	0
0	1	1	1	1	1	0	0	0	0	0	0	0	8	10	10
1	0	1	1	0	0	0	0	0	0	0	0	0	3	3	3
4	7	10	25	20	21	13	11	12	3	2	5	158	171	171	171
0	0	0	4	1	1	3	1	3	0	0	0	18	21	21	21
11	5	7	31	37	37	39	21	19	7	4	3	257	298	298	298
3	4	1	17	14	14	10	8	5	2	1	1	90	126	126	126
2	4	1	5	8	17	6	6	7	1	0	3	81	133	133	133
0	0	3	4	0	0	2	2	3	1	0	0	18	28	28	28
1	1	2	5	7	2	9	3	1	2	1	0	64	98	98	98
1	0	3	4	8	4	0	2	1	0	0	1	31	48	48	48
0	0	1	1	1	3	0	0	0	1	0	0	7	8	8	8
0	0	0	0	0	0	0	0	0	0	0	0	0	0	0	0
0	0	0	0	0	0	0	0	0	0	0	0	0	0	0	0
0	0	0	0	0	0	0	0	0	0	0	0	0	0	0	0
0	0	0	0	1	0	0	0	0	0	0	0	1	1	1	1
0	0	0	0	0	1	0	0	0	0	0	0	1	1	1	1
1	3	4	9	13	11	20	12	5	5	1	2	98	98	98	98
1	2	6	9	9	8	12	5	4	3	1	0	64	64	64	64
0	0	1	0	1	0	0	1	1	0	1	0	5	5	5	5
0	0	0	0	2	0	1	3	0	1	0	0	7	7	7	7
3	2	1	10	9	10	6	3	5	0	0	1	62	76	76	76
0	0	0	3	4	2	0	0	0	0	0	0	10	12	12	12
2	1	1	4	3	4	3	3	0	0	1	0	38	57	57	57
0	0	0	1	1	0	1	1	0	0	0	1	6	10	10	10
0	1	1	9	3	5	3	2	5	1	0	1	36	39	39	39
0	0	0	1	0	1	0	1	1	1	0	0	6	6	6	6
0	0	0	0	0	0	0	0	0	0	0	0	0	0	0	0
0	0	0	0	0	0	0	0	0	0	0	0	0	0	0	0
1	0	0	0	0	1	1	4	4	3	0	0	22	27	27	27
0	0	0	0	0	0	0	0	0	0	0	0	0	1	1	1
13	18	15	54	23	27	18	11	18	7	2	0	267	303	303	303
7	4	1	17	4	2	4	7	3	2	1	0	63	66	66	66
0	0	0	0	0	0	0	0	0	0	0	0	0	0	0	0
0	0	0	0	0	0	0	0	0	0	0	0	0	0	0	0
4	4	0	7	3	5	5	4	2	2	0	0	83	83	83	83
2	1	0	6	8	6	3	0	0	0	0	0	35	35	35	35
32	16	17	76	49	33	46	45	23	21	4	10	428	433	433	433
4	8	4	16	8	13	16	22	12	2	2	0	120	120	120	120
0	0	0	5	0	1	4	0	2	0	1	0	176	258	258	258
0	0	2	1	1	1	2	0	2	1	0	0	53	90	90	90
0	0	0	0	0	0	0	0	0	0	0	0	0	0	0	0
0	0	0	0	0	0	0	0	0	0	0	0	0	0	0	0
0	0	0	0	0	0	0	0	0	0	0	0	0	0	0	0
0	0	0	0	0	0	0	0	0	0	0	0	0	0	0	0
0	0	0	0	0	0	0	0	0	0	0	0	0	0	0	0
0	0	0	0	0	0	0	0	0	0	0	0	0	0	0	0
0	0	0	0	0	0	0	0	0	0	0	0	0	0	0	0
98	98	88	423	267	205	214	194	114	44	12	13	2,201	2,307	2,307	2,307
57	38	30	116	79	81	78	63	19	8	2	2	693	720	720	720
0	0	0	0	0	0	0	0	0	0	0	0	0	0	0	0
0	0	0	0	0	0	0	0	0	0	0	0	0	0	0	0
0	0	0	0	0	0	0	0	0	0	0	0	0	95	95	95
0	0	0	0	0	0	0	0	0	0	0	0	0	69	69	69
0	0	0	0	0	0	0	0	0	0	0	0	0	42	42	42
0	0	0	0	0	0	0	0	0	0	0	0	0	27	27	27
248	219	201	865	587	517	522	435	270	115	36	43	5,216	6,002	6,002	6,002

West Wendover PD Arrests By Offenses and Age

OFFENSE	SEX	9 & Under							Total <18	18	19	20	21
		10-12	13-14	15	16	17							
Murder	M	0	0	0	0	0	0	0	0	0	0	0	0
	F	0	0	0	0	0	0	0	0	0	0	0	0
Manslaughter by Negligence	M	0	0	0	0	0	0	0	0	0	0	0	0
	F	0	0	0	0	0	0	0	0	0	0	0	0
Forcible Rape	M	0	0	0	0	0	0	0	0	0	0	0	0
	F	0	0	0	0	0	0	0	0	0	0	0	0
Robbery	M	0	0	0	0	0	0	0	0	0	0	0	0
	F	0	0	0	0	0	0	0	0	0	0	0	0
Aggravated Assault	M	0	0	0	0	0	1	1	0	0	0	0	0
	F	0	0	0	0	0	0	0	0	0	0	0	0
Other Assaults	M	0	0	0	0	0	1	1	0	0	0	0	1
	F	0	0	0	0	0	0	0	0	1	0	1	1
Burglary	M	0	1	1	0	0	0	2	0	0	0	0	0
	F	0	0	0	0	0	0	0	0	0	0	0	0
Larceny--Theft	M	0	2	0	0	0	0	2	0	0	0	0	0
	F	0	0	0	0	0	0	0	0	0	0	0	1
Motor Vehicle Theft	M	0	0	0	0	0	0	0	0	0	0	0	0
	F	0	0	0	0	0	0	0	0	0	0	0	0
Arson	M	0	0	0	0	0	0	0	0	0	0	0	0
	F	0	0	0	0	0	0	0	0	0	0	0	0
Forgery & Counterfeiting	M	0	0	0	0	0	0	0	0	0	0	0	0
	F	0	0	0	0	0	0	0	0	1	0	0	0
Fraud	M	0	0	0	0	0	0	0	0	0	0	0	0
	F	0	0	0	0	0	0	0	0	0	0	0	0
Embezzlement	M	0	0	0	0	0	0	0	0	1	0	0	0
	F	0	0	0	0	0	0	0	0	0	0	0	0
Stolen Property-Buy, Possess, Receive	M	0	0	0	0	0	1	1	0	1	0	0	0
	F	0	0	0	0	0	0	0	0	0	0	0	0
Vandalism	M	0	0	0	0	0	0	0	0	1	0	0	0
	F	0	0	0	0	0	0	0	0	0	0	0	0
Weapons-carrying, possession, etc...	M	0	1	0	0	0	0	1	0	0	1	0	0
	F	0	0	0	0	0	0	0	0	0	0	0	0
Prostitution & Commercialized Vice	M	0	0	0	0	0	0	0	0	0	0	0	0
	F	0	0	0	0	0	0	0	0	0	0	0	0
Other Sex Offenses	M	0	0	0	0	0	0	0	0	1	1	1	1
	F	0	0	0	0	0	0	0	0	0	0	0	0
Drug Abuse Violations	M	0	0	0	0	1	1	2	4	1	0	0	1
	F	0	0	0	0	0	0	0	0	0	0	0	0
Gambling	M	0	0	0	0	0	0	0	0	1	0	0	0
	F	0	0	0	0	0	0	0	0	0	0	0	0
Offenses Against Family & Children	M	0	0	0	0	0	0	0	0	0	0	0	0
	F	0	0	0	0	0	0	0	0	0	0	0	0
Driving Under the Influence	M	0	0	0	0	0	0	0	0	1	3	3	3
	F	0	0	0	0	0	0	0	0	2	0	0	0
Liquor Laws	M	0	0	2	0	4	3	9	1	0	0	0	0
	F	0	0	3	1	0	0	4	1	0	0	0	0
Drunkenness	M	0	0	0	0	0	0	0	0	0	0	0	0
	F	0	0	0	0	0	0	0	0	0	0	0	0
Disorderly Conduct	M	0	0	0	0	2	0	2	0	0	0	0	0
	F	0	0	0	0	0	0	0	0	1	0	0	0
Vagrancy	M	0	0	0	0	0	0	0	0	0	0	0	0
	F	0	0	0	0	0	0	0	0	0	0	0	0
All Other Offenses (except Traffic)	M	1	1	0	1	2	1	6	1	3	2	6	6
	F	0	0	0	0	0	0	0	0	2	0	1	1
Suspicion	M	0	0	0	0	0	0	0	0	0	0	0	0
	F	0	0	0	0	0	0	0	0	0	0	0	0
Curfew and Loitering Law Violations	M	0	0	0	0	0	0	0	0	0	0	0	0
	F	0	0	0	0	0	0	0	0	0	0	0	0
Runaway	M	0	0	0	0	0	0	0	0	0	0	0	0
	F	0	0	0	0	0	0	0	0	0	0	0	0
GRAND TOTAL		1	5	6	2	9	8	31	7	17	7	15	15

*The criminal statistics within this publication are only those criminal statistics reported to the Uniform Crime Reporting Program by the participating law enforcement agencies.

West Wendover PD Arrests By Offenses and Age

													over	Total >18	Grand Total
22	23	24	25-29	30-34	35-39	40-44	45-49	50-54	55-59	60-64	64	64			
0	0	0	0	0	0	0	0	0	0	0	0	0	0	0	0
0	0	0	0	0	0	0	0	0	0	0	0	0	0	0	0
0	0	0	0	0	0	0	0	0	0	0	0	0	0	0	0
0	0	0	0	0	0	0	0	0	0	0	0	0	0	0	0
0	0	0	0	0	0	0	0	0	0	0	0	0	0	0	0
0	0	0	0	0	0	0	0	0	0	0	0	0	0	0	0
1	0	0	0	0	0	0	0	0	0	0	0	0	1	1	2
0	0	0	0	0	0	0	0	0	0	0	0	0	0	0	0
3	4	1	7	6	5	4	2	0	2	1	0	36	36	37	37
0	1	0	1	1	0	1	1	0	0	0	0	7	7	7	7
0	0	0	2	1	1	1	0	1	0	0	0	6	6	8	8
0	0	0	0	0	1	0	1	0	0	0	0	2	2	2	2
1	0	0	2	2	0	1	1	0	0	1	0	8	8	10	10
0	0	0	1	1	1	0	0	0	0	0	0	4	4	4	4
0	0	0	0	0	0	0	0	0	0	0	0	0	0	0	0
0	0	0	0	0	0	0	0	0	0	0	0	0	0	0	0
0	0	0	0	0	0	0	0	0	0	0	0	0	0	0	0
0	0	0	0	0	0	0	0	0	0	0	0	0	0	0	0
0	0	0	0	4	1	2	0	0	0	0	0	7	7	7	7
1	0	0	1	1	0	0	0	0	0	0	0	4	4	4	4
0	0	0	0	2	0	1	1	0	0	0	0	4	4	4	4
0	0	0	0	0	0	0	1	0	0	0	0	1	1	1	1
0	0	1	0	1	0	0	0	0	0	0	0	3	3	3	3
0	0	0	0	0	0	0	0	0	0	0	0	0	0	0	0
0	0	0	0	0	1	0	0	0	0	0	0	2	2	3	3
0	1	0	0	0	0	1	0	0	1	0	0	3	3	3	3
0	0	0	0	0	0	0	0	0	0	0	0	1	1	1	1
0	0	0	0	0	0	0	0	0	0	0	0	0	0	0	0
0	0	0	0	0	0	0	0	0	0	0	0	1	1	2	2
0	0	0	0	0	0	0	0	0	0	0	0	0	0	0	0
0	0	0	0	0	0	0	0	0	0	0	0	0	0	0	0
0	0	0	0	0	0	0	0	0	0	0	0	0	0	0	0
0	0	0	0	0	0	0	0	0	0	0	0	0	0	0	0
0	0	0	0	0	0	0	0	0	0	0	0	0	0	0	0
0	0	0	0	1	0	0	0	0	1	0	0	5	5	5	5
0	0	0	0	0	0	0	0	0	0	0	0	0	0	0	0
1	1	0	4	2	2	0	1	0	0	0	0	17	17	19	19
0	0	0	2	0	0	0	0	0	0	0	0	2	2	2	2
0	0	0	0	0	0	0	0	0	0	0	0	1	1	1	1
0	0	0	0	0	0	0	0	0	0	0	0	0	0	0	0
0	1	0	0	0	0	0	0	0	0	0	0	1	1	1	1
0	0	0	0	0	0	0	0	0	0	0	0	0	0	0	0
0	0	0	7	6	8	3	3	0	3	2	2	41	41	41	41
0	0	0	2	2	0	1	1	1	0	0	0	9	9	9	9
0	0	0	0	0	0	0	0	0	0	0	0	1	1	10	10
0	0	0	1	0	1	0	0	0	0	0	0	3	3	7	7
0	0	0	0	0	0	0	0	0	0	0	0	0	0	0	0
0	0	0	0	0	0	0	0	0	0	0	0	0	0	0	0
0	2	0	1	2	0	0	1	1	0	0	0	7	7	9	9
0	0	0	0	0	0	0	0	0	0	0	0	1	1	1	1
0	0	0	0	0	0	0	0	0	0	0	0	0	0	0	0
0	0	0	0	0	0	0	0	0	0	0	0	0	0	0	0
3	2	5	15	9	7	4	4	2	2	2	0	67	67	73	73
1	2	0	4	3	0	2	3	1	0	0	0	19	19	19	19
0	0	0	0	0	0	0	0	0	0	0	0	0	0	0	0
0	0	0	0	0	0	0	0	0	0	0	0	0	0	0	0
0	0	0	0	0	0	0	0	0	0	0	0	0	0	0	0
0	0	0	0	0	0	0	0	0	0	0	0	0	0	0	0
0	0	0	0	0	0	0	0	0	0	0	0	0	0	0	0
0	0	0	0	0	0	0	0	0	0	0	0	0	0	0	0
11	14	7	50	44	28	21	20	6	9	6	2	264	264	295	295

White Pine Co SO Arrests By Offenses and Age

OFFENSE	SEX	9 & Under							Total <18		18	19	20	21
		10-12	13-14	15	16	17								
Murder	M	0	0	0	0	0	0	0	0	0	0	0	0	
	F	0	0	0	0	0	0	0	0	0	0	0	0	
Manslaughter by Negligence	M	0	0	0	0	0	0	0	0	0	0	0	0	
	F	0	0	0	0	0	0	0	0	0	0	0	0	
Forcible Rape	M	0	0	0	0	0	0	0	0	0	0	0	0	
	F	0	0	0	0	0	0	0	0	0	0	0	0	
Robbery	M	0	0	0	0	0	0	0	0	0	0	0	0	
	F	0	0	0	0	0	0	0	0	0	0	0	0	
Aggravated Assault	M	0	0	0	0	0	0	0	0	2	2	0	0	
	F	0	0	0	0	0	0	0	0	0	0	0	0	
Other Assaults	M	1	0	2	1	2	3	9	1	1	1	0	2	
	F	0	1	1	0	3	0	5	0	0	0	0	0	
Burglary	M	0	0	0	0	1	0	1	0	0	0	1	1	
	F	0	0	0	0	0	1	1	1	0	0	0	0	
Larceny--Theft	M	0	2	1	0	1	3	7	0	0	0	0	0	
	F	0	3	0	1	0	0	4	0	0	0	0	1	
Motor Vehicle Theft	M	0	0	0	0	0	0	0	0	0	0	0	0	
	F	0	0	0	0	0	0	0	0	0	0	0	0	
Arson	M	3	0	0	0	0	0	3	0	0	0	0	0	
	F	0	0	0	0	0	0	0	0	0	0	0	0	
Forgery & Counterfeiting	M	0	0	0	0	0	0	0	0	0	0	0	0	
	F	0	0	0	0	0	0	0	0	0	0	0	0	
Fraud	M	0	0	0	0	0	0	0	0	0	0	0	0	
	F	0	0	2	0	0	0	2	0	1	0	0	0	
Embezzlement	M	0	0	0	0	0	0	0	0	0	0	0	0	
	F	0	0	0	0	0	0	0	0	0	0	0	0	
Stolen Property-Buy, Possess, Receive	M	0	0	0	0	0	0	0	0	0	0	0	0	
	F	0	0	0	0	0	0	0	0	0	0	0	0	
Vandalism	M	0	1	0	1	1	1	4	0	0	1	0	0	
	F	2	0	0	1	0	2	5	0	0	0	0	0	
Weapons-carrying, possession, etc...	M	0	0	0	0	0	0	0	2	1	0	0	0	
	F	0	0	0	0	0	0	0	0	0	0	0	0	
Prostitution & Commercialized Vice	M	0	0	0	0	0	0	0	0	0	0	0	0	
	F	0	0	0	0	0	0	0	0	0	0	0	0	
Other Sex Offenses	M	0	0	0	0	0	0	0	0	1	0	0	0	
	F	0	0	0	1	1	0	2	0	0	0	0	0	
Drug Abuse Violations	M	0	0	0	0	2	2	4	0	0	0	0	1	
	F	0	0	0	0	0	1	1	0	0	0	0	0	
Gambling	M	0	0	0	0	0	0	0	0	0	0	0	0	
	F	0	0	0	0	0	0	0	0	0	0	0	0	
Offenses Against Family & Children	M	0	0	0	1	1	2	4	0	3	2	2	2	
	F	0	0	1	0	0	0	1	1	1	0	1	1	
Driving Under the Influence	M	0	0	0	0	0	0	0	1	2	3	2	2	
	F	0	0	0	0	0	0	0	1	1	2	1	1	
Liquor Laws	M	0	0	0	0	0	0	0	0	0	0	0	0	
	F	0	0	0	0	0	0	0	0	0	0	0	0	
Drunkenness	M	0	0	0	1	7	6	14	3	4	1	0	0	
	F	0	0	0	4	3	7	14	0	1	0	0	0	
Disorderly Conduct	M	0	1	0	0	4	2	7	0	1	0	0	0	
	F	0	0	0	4	3	1	8	0	0	0	0	0	
Vagrancy	M	0	0	0	0	0	0	0	0	0	0	0	0	
	F	0	0	0	0	0	0	0	0	0	0	0	0	
All Other Offenses (except Traffic)	M	1	2	5	5	4	9	26	2	2	0	2	2	
	F	0	2	0	5	5	3	15	0	0	0	0	0	
Suspicion	M	0	3	0	1	0	1	5	0	0	0	0	0	
	F	0	0	0	0	0	1	1	0	0	0	0	0	
Curfew and Loitering Law Violations	M	0	0	0	1	3	1	5	0	0	0	0	0	
	F	0	0	3	0	1	1	5	0	0	0	0	0	
Runaway	M	0	0	0	0	0	0	0	0	0	0	0	0	
	F	0	0	0	0	0	0	0	0	0	0	0	0	
GRAND TOTAL		7	15	15	27	42	47	153	14	21	10	13	3	

*The criminal statistics within this publication are only those criminal statistics reported to the Uniform Crime Reporting Program by the participating law enforcement agencies.

White Pine Co SO Arrests By Offenses and Age

22	23	24	25-29	30-34	35-39	40-44	45-49	50-54	55-59	60-64	over 64	Total >18	Grand Total
0	0	0	0	0	0	0	0	0	0	0	0	0	0
0	0	0	0	1	0	0	0	0	0	0	0	1	1
0	0	0	0	0	0	0	0	0	0	0	0	0	0
0	0	0	0	0	0	0	0	0	0	0	0	0	0
0	0	0	0	0	0	0	0	0	0	0	0	0	0
0	0	0	0	0	0	0	0	0	0	0	0	0	0
0	0	0	0	0	0	0	0	0	0	0	0	0	0
0	0	0	3	0	1	1	0	0	1	0	0	10	10
0	0	0	0	0	0	0	0	0	0	0	0	0	0
0	0	0	1	0	0	0	2	0	0	0	0	7	16
0	0	0	1	0	0	0	1	0	0	0	0	2	7
0	1	0	1	0	0	0	0	0	0	0	0	4	5
0	0	0	0	0	0	0	0	0	0	0	0	1	2
0	0	0	0	0	0	0	0	0	0	0	0	0	7
0	0	0	0	0	0	0	0	0	0	0	0	1	5
0	0	0	0	1	0	0	0	0	0	0	0	1	1
0	0	0	0	0	0	0	0	0	0	0	0	0	0
0	0	0	0	0	0	0	0	0	0	0	0	0	3
0	0	0	0	0	0	0	0	0	0	0	0	0	0
0	0	0	0	0	0	0	0	0	0	0	0	0	0
0	0	0	1	0	0	0	0	0	0	0	0	1	1
0	0	0	0	0	0	0	0	0	0	0	0	0	0
1	0	0	0	0	0	0	0	0	1	0	0	3	5
0	0	0	0	0	0	0	0	0	0	0	0	0	0
0	1	0	0	0	0	1	0	0	0	0	0	2	2
0	0	0	0	0	0	0	2	0	0	0	0	2	2
0	0	0	0	0	0	0	0	0	0	0	0	0	0
0	0	0	2	2	0	1	0	0	0	0	0	6	10
0	0	0	0	0	0	0	0	0	0	0	0	0	5
0	0	0	0	1	0	0	0	0	0	0	0	4	4
0	0	0	0	0	0	0	0	0	0	0	0	0	0
0	0	0	0	0	0	0	0	0	0	0	0	0	0
0	0	0	0	0	0	0	0	0	0	0	0	0	0
0	0	0	0	0	0	1	0	0	0	0	0	2	2
0	0	0	0	0	0	0	0	0	0	0	0	0	2
2	0	0	1	0	0	1	0	1	0	0	0	6	10
0	0	0	0	0	0	0	0	0	0	0	0	0	1
0	0	0	0	0	0	0	0	0	0	0	0	0	0
0	0	0	0	0	0	0	0	0	0	0	0	0	0
1	0	0	4	4	5	2	1	2	1	0	0	27	31
1	0	0	2	0	1	1	0	0	0	0	0	8	9
0	1	0	6	7	2	6	11	4	4	2	1	52	52
0	1	0	6	1	3	3	8	3	0	0	0	30	30
1	0	0	0	0	0	0	0	0	0	0	0	1	1
0	0	0	0	0	0	0	0	0	0	0	0	0	0
0	0	0	0	0	0	4	0	0	0	0	0	12	26
0	0	0	0	0	0	0	0	0	0	0	0	1	15
0	0	0	3	1	1	3	1	0	1	0	2	13	20
0	0	1	2	1	1	0	0	1	0	0	0	6	14
0	0	0	0	0	0	0	0	0	0	0	0	0	0
0	0	0	0	0	0	0	0	0	0	0	0	0	0
1	0	0	5	2	4	3	2	2	1	0	0	26	52
0	0	0	1	0	0	1	0	0	0	1	0	3	18
0	0	0	0	1	0	0	0	0	0	0	0	1	6
0	0	0	0	0	0	0	0	0	0	0	0	0	1
0	0	0	0	0	0	0	0	0	0	0	0	0	5
0	0	0	0	0	0	0	0	0	0	0	0	0	5
0	0	0	0	0	0	0	0	0	0	0	0	0	0
0	0	0	0	0	0	0	0	0	0	0	0	0	0
7	4	1	39	22	18	28	28	13	9	3	3	233	386

Winnemucca PD Arrests By Offenses and Age

OFFENSE	SEX	9 & Under	10-12	13-14	15	16	17	Total <18	18	19	20	21
Murder	M	0	0	0	0	0	0	0	0	0	0	0
	F	0	0	0	0	0	0	0	0	0	0	0
Manslaughter by Negligence	M	0	0	0	0	0	0	0	0	0	0	0
	F	0	0	0	0	0	0	0	0	0	0	0
Forcible Rape	M	0	0	0	0	0	0	0	0	0	0	0
	F	0	0	0	0	0	0	0	0	0	0	0
Robbery	M	0	0	0	0	0	0	0	0	0	0	0
	F	0	0	0	0	0	0	0	0	0	0	0
Aggravated Assault	M	0	0	0	0	0	0	0	1	0	0	1
	F	0	0	0	0	0	0	0	0	0	0	0
Other Assaults	M	0	0	1	1	0	0	2	3	1	2	1
	F	0	0	1	0	0	0	1	0	0	1	0
Burglary	M	0	0	0	2	1	0	3	1	0	1	0
	F	0	0	0	0	0	0	0	0	0	1	0
Larceny--Theft	M	0	0	0	0	0	1	1	2	0	0	3
	F	0	0	0	1	1	3	5	2	0	0	0
Motor Vehicle Theft	M	0	0	0	0	0	0	0	0	0	0	0
	F	0	0	0	0	0	0	0	0	0	0	0
Arson	M	0	0	0	0	0	0	0	0	0	0	0
	F	0	0	0	0	0	0	0	0	0	0	0
Forgery & Counterfeiting	M	0	0	0	0	0	0	0	0	0	0	0
	F	0	0	0	0	0	0	0	0	0	0	0
Fraud	M	0	0	0	0	0	0	0	0	0	0	0
	F	0	0	0	0	0	0	0	0	0	0	0
Embezzlement	M	0	0	0	0	0	1	1	0	1	0	0
	F	0	0	0	0	0	0	0	0	0	0	0
Stolen Property-Buy, Possess, Receive	M	0	0	0	0	0	0	0	0	0	0	0
	F	0	0	0	0	0	0	0	1	1	0	1
Vandalism	M	0	0	0	0	0	0	0	0	0	0	0
	F	0	0	0	0	0	0	0	0	0	0	0
Weapons-carrying, possession, etc...	M	0	0	0	0	0	0	0	0	0	0	1
	F	0	0	0	0	0	0	0	0	0	0	0
Prostitution & Commercialized Vice	M	0	0	0	0	0	0	0	0	0	0	0
	F	0	0	0	0	0	0	0	0	0	0	0
Other Sex Offenses	M	0	0	0	0	0	1	1	0	0	0	0
	F	0	0	0	0	0	0	0	0	0	0	0
Drug Abuse Violations	M	0	0	0	0	0	0	0	0	0	0	0
	F	0	0	0	1	0	1	2	0	0	0	0
Gambling	M	0	0	0	0	0	0	0	0	0	0	0
	F	0	0	0	0	0	0	0	0	0	0	0
Offenses Against Family & Children	M	0	0	0	0	0	0	0	0	0	0	0
	F	0	0	0	0	0	0	0	0	0	0	0
Driving Under the Influence	M	0	0	0	0	0	1	1	0	2	0	1
	F	0	0	0	0	0	0	0	0	0	0	1
Liquor Laws	M	0	0	0	2	1	3	6	7	3	2	2
	F	0	0	5	1	2	1	9	0	0	0	0
Drunkenness	M	0	0	0	1	0	0	1	0	1	0	0
	F	0	0	0	0	0	0	0	0	0	0	0
Disorderly Conduct	M	0	0	0	0	0	0	0	0	0	0	0
	F	0	0	0	0	0	0	0	0	0	0	0
Vagrancy	M	0	0	0	0	0	0	0	0	0	0	0
	F	0	0	0	0	0	0	0	0	0	0	0
All Other Offenses (except Traffic)	M	1	2	0	1	2	3	9	4	0	1	5
	F	0	1	3	2	1	2	9	0	0	0	0
Suspicion	M	0	0	0	0	0	0	0	0	0	0	0
	F	0	0	0	0	0	0	0	0	0	0	0
Curfew and Loitering Law Violations	M	0	0	0	0	1	0	1	0	0	0	0
	F	0	0	0	1	0	0	1	0	0	0	0
Runaway	M	0	0	0	0	0	2	2	0	0	0	0
	F	0	0	2	3	1	4	10	0	0	0	0
GRAND TOTAL		1	3	12	16	10	23	65	21	9	8	16

*The criminal statistics within this publication are only those criminal statistics reported to the Uniform Crime Reporting Program by the participating law enforcement agencies.

[illegible]

Yerington PD Arrests By Offenses and Age

OFFENSE	SEX	9 & Under	10-12	13-14	15	16	17	Total <18	18	19	20	21
Murder	M	0	0	0	0	0	0	0	0	0	0	0
	F	0	0	0	0	0	0	0	0	0	0	0
Manslaughter by Negligence	M	0	0	0	0	0	0	0	0	0	0	0
	F	0	0	0	0	0	0	0	0	0	0	0
Forcible Rape	M	0	0	0	0	0	0	0	0	0	0	0
	F	0	0	0	0	0	0	0	0	0	0	0
Robbery	M	0	0	0	0	0	0	0	0	0	0	0
	F	0	0	0	0	0	0	0	0	0	0	0
Aggravated Assault	M	0	0	0	0	0	0	0	0	0	0	0
	F	0	0	0	0	0	0	0	0	0	0	0
Other Assaults	M	0	0	0	0	0	0	0	0	0	0	0
	F	0	0	0	0	0	0	0	0	0	0	0
Burglary	M	0	0	0	0	0	0	0	0	0	0	0
	F	0	0	0	0	0	0	0	0	0	0	0
Larceny--Theft	M	0	0	0	0	0	0	0	0	0	0	0
	F	0	0	0	0	0	0	0	0	0	0	0
Motor Vehicle Theft	M	0	0	0	0	0	0	0	0	0	0	0
	F	0	0	0	0	0	0	0	0	0	0	0
Arson	M	0	0	0	0	0	0	0	0	0	0	0
	F	0	0	0	0	0	0	0	0	0	0	0
Forgery & Counterfeiting	M	0	0	0	0	0	0	0	0	0	0	0
	F	0	0	0	0	0	0	0	0	0	0	0
Fraud	M	0	0	0	0	0	0	0	0	0	0	0
	F	0	0	0	0	0	0	0	0	0	0	0
Embezzlement	M	0	0	0	0	0	0	0	0	0	0	0
	F	0	0	0	0	0	0	0	0	0	0	0
Stolen Property-Buy, Possess, Receive	M	0	0	0	0	0	0	0	0	0	0	0
	F	0	0	0	0	0	0	0	0	0	0	0
Vandalism	M	0	0	0	0	0	0	0	0	0	0	0
	F	0	0	0	0	0	0	0	0	0	0	0
Weapons-carrying, possession, etc...	M	0	0	0	0	0	0	0	0	0	0	0
	F	0	0	0	0	0	0	0	0	0	0	0
Prostitution & Commercialized Vice	M	0	0	0	0	0	0	0	0	0	0	0
	F	0	0	0	0	0	0	0	0	0	0	0
Other Sex Offenses	M	0	0	0	0	0	0	0	0	0	0	0
	F	0	0	0	0	0	0	0	0	0	0	0
Drug Abuse Violations	M	0	0	0	0	0	0	0	0	0	0	0
	F	0	0	0	0	0	0	0	0	0	0	0
Gambling	M	0	0	0	0	0	0	0	0	0	0	0
	F	0	0	0	0	0	0	0	0	0	0	0
Offenses Against Family & Children	M	0	0	0	0	0	0	0	0	0	0	0
	F	0	0	0	0	0	0	0	0	0	0	0
Driving Under the Influence	M	0	0	0	0	0	0	0	0	0	0	0
	F	0	0	0	0	0	0	0	0	0	0	0
Liquor Laws	M	0	0	0	0	0	0	0	0	0	0	0
	F	0	0	0	0	0	0	0	0	0	0	0
Drunkenness	M	0	0	0	0	0	0	0	0	0	0	0
	F	0	0	0	0	0	0	0	0	0	0	0
Disorderly Conduct	M	0	0	0	0	0	0	0	0	0	0	0
	F	0	0	0	0	0	0	0	0	0	0	0
Vagrancy	M	0	0	0	0	0	0	0	0	0	0	0
	F	0	0	0	0	0	0	0	0	0	0	0
All Other Offenses (except Traffic)	M	0	0	0	0	0	0	0	0	0	0	0
	F	0	0	0	0	0	0	0	0	0	0	0
Suspicion	M	0	0	0	0	0	0	0	0	0	0	0
	F	0	0	0	0	0	0	0	0	0	0	0
Curfew and Loitering Law Violations	M	0	0	0	0	0	0	0	0	0	0	0
	F	0	0	0	0	0	0	0	0	0	0	0
Runaway	M	0	0	0	0	0	0	0	0	0	0	0
	F	0	0	0	0	0	0	0	0	0	0	0
GRAND TOTAL		0	0	0	0	0	0	0	0	0	0	0

*The criminal statistics within this publication are only those criminal statistics reported to the Uniform Crime Reporting Program by the participating law enforcement agencies.

HATE CRIME



Wyatt Earp




Virgil Earp

NEVADA HOMELAND SECURITY

The Governor's Office of Homeland Security (OHS) acts as the Cabinet-level State office for the prevention of and preparation for a potential terrorist event. Nevada OHS directs and coordinates a comprehensive counter terrorism and "all threats-all hazards" approach in its prevention, preparedness and response strategies.

Nevada OHS in meeting its mission of prevention, detection, and deterrence of terrorism focuses on enhanced information collection and sharing, critical infrastructure protection, citizen preparedness, and strengthening Interoperable Communications.

Nevada OHS priorities are set through a collaborative approach to the various homeland security issues. Our success depends on partnerships among federal, state, tribal and local agencies; as well as the private sector and citizenry at large.



This page was intentionally left blank

Hate Crimes

2009

--It shall be unlawful for any person, maliciously and with specific intent to intimidate, harass, cause physical injury, or damage real or personal property of another person because of that person's race, color, religion, ancestry, or national origin.--

In April, 1990, a federal mandate to collect and report hate/bias crimes was passed by Congress.

Unlike other Uniform Crime Reporting data, which account for actual reported numbers of definite offenses, hate crime reporting requires rather subjective opinions regarding sensitive issues. This requires various law enforcement administrators to develop and utilize viable and appropriate responsive policies.

Accurate data collection for hate crime requires proper training of enforcement personnel in incident recognition as well as cooperation and desire of enforcement communities to report these offenses without influence of special interest groups, media and politics.

Criteria for recognizing and reporting hate crimes have been prepared and distributed to all law enforcement agencies in Nevada. Enforcement personnel training is periodically offered by the Nevada UCR Program and the Federal Bureau of Investigation.

Information reported in this category includes the offense in relation to the bias incident, motivation (anti-race, anti-religion, anti-sexual orientation, anti-ethnicity, etc.) and identification of victims' and offenders' sex, race and ethnicity.

Nevada enforcement agencies reported 48 hate/bias incidents in 2009.
There were 89 reported in 2008 and 63 reported in 2007.

Reported Hate Crimes

MONTH	AGENCY	OFFENSE	LOCATION	MOTIVATION (ANTI)	VICTIM/ NUMBER	OFFENDER/ NUMBER
JAN	LAS VEGAS METRO PD RENO PD	DESTRUCTION/DAMAGE/VANDALISM	RESIDENCE/HOME	ANTI-MALE HOMOSEXUAL(GAY)	INDIVIDUAL-1	UNKNOWN-00
		AGGRAVATED ASSAULT	HIGHWAY/ROAD	ANTI-MALE HOMOSEXUAL(GAY)	INDIVIDUAL-1	WHITE-01
FEB	LAS VEGAS METRO PD	INTIMIDATION	RESIDENCE/HOME	ANTI-BLACK	INDIVIDUAL-6	UNKNOWN-00
	LAS VEGAS METRO PD	INTIMIDATION	RESIDENCE/HOME	ANTI-JEWISH	INDIVIDUAL-1	UNKNOWN-00
MAR	LAS VEGAS METRO PD	INTIMIDATION	RESIDENCE/HOME	ANTI-BLACK	INDIVIDUAL-02	UNKNOWN-00
	RENO PD	SIMPLE ASSAULT	BAR/NIGHT CLUB	ANTI-BLACK	INDIVIDUAL-1	WHITE-00
APR	LAS VEGAS METRO PD	AGGRAVATED ASSAULT-ROBBERY	HWY/ROAD/ALLEY/STREET	ANTI-MALE HOMOSEXUAL	INDIVIDUAL-02	BLACK-02
	LAS VEGAS METRO PD	ROBBERY	HWY/ROAD/ALLEY/STREET	ANTI BLACK	INDIVIDUAL-01	WHITE-01
	LAS VEGAS METRO PD	AGGRAVATED ASSAULT	PARKING LOT/GARAGE	ANTI-WHITE	INDIVIDUAL-01	BLACK-02
	LAS VEGAS METRO PD	AGGRAVATED ASSAULT	SERVICE/GAS STATION	ANTI-HISPANIC	INDIVIDUAL-02	BLACK-02
	NORTH LAS VEGAS PD	DESTRUCTION/DAMAGE-VANDALISM	RESIDENCE/HOME	ANTI-MALE HOMOSEXUAL	INDIVIDUAL-01	WHITE-01
	RENO PD	SIMPLE ASSAULT	RESIDENCE/HOME	ANTI BLACK	INDIVIDUAL-02	WHITE-01

MONTH	AGENCY	OFFENSE	LOCATION	MOTIVATION (ANTI)	VICTIM/ NUMBER	OFFENDER/ NUMBER
MAY	LAS VEGAS METRO PD	DESTRUCTION/DAMAGE/VANDALISM	RESIDENCE/HOME	ANTI-BLACK	INDIVIDUAL-01	UNKNOWN-00
	LAS VEGAS METRO PD	DESTRUCTION/DAMAGE/VANDALISM	RESIDENCE	ANTI-FEMALE-HOMOSEXUAL	INDIVIDUAL-01	UNKNOWN-01
JUN	LAS VEGAS METRO PD	DESTRUCTION	RESIDENCE	ANTI-OTHER RELIGION	INDIVIDUAL/RELIGIOUS ORGANIZATION SOCIETY/PUBLIC-01	UNKNOWN-00
	LAS VEGAS METRO PD	SIMPLE ASSAULT	HIGHWAY/ROAD	ANTI-BLACK	INDIVIDUAL/SOCIETY/PUBLIC-01	UNKNOWN-01
	LAS VEGAS METRO PD	AGGRAVATED ASSAULT	HIGHWAY/ROAD	ANTI-BLACK	INDIVIDUAL/SOCIETY PUBLIC-01	WHITE-2
	LAS VEGAS METRO PD	AGGRAVATED ASSAULT	HIGHWAY/ROAD	ANTI-MALE HOMOSEXUAL	INDIVIDUAL-06	WHITE-2
	RENO PD	INTIMIDATION	HIGHWAY/ROAD	ANTI-BLACK	INDIVIDUAL-01	ASIAN-01
JUL	LYON COUNTY SO	AGGRAVATED ASSAULT	RESIDENCE/HOME	ANTI-HISPANIC	INDIVIDUAL-1	UNKNOWN-01
	LAS VEGAS METRO PD	SIMPLE ASSAULT	RESIDENCE	ANTI-BLACK	INDIVIDUAL-1	UNKNOWN-00
	LAS VEGAS METRO PD	SIMPLE ASSAULT	FIELDS/WOODS	ANTI-JEWISH	INDIVIDUAL/RELIGIOUS ORG. SOCIETY-PUBLIC-02	WHITE-13
	LAS VEGAS METRO PD	DESTRUCTION	RESIDENCE	ANTI-MALE HOMOSEXUAL	INDIVIDUAL-1	UNKNOWN-00
	LAS VEGAS METRO PD	DESTRUCTION	RESIDENCE	ANTI-FEMALE HOMOSEXUAL	INDIVIDUAL-1	UNKNOWN-00
AUG	LAS VEGAS METRO PD	AGGRAVATED ASSAULT	OTHER/UNKNOWN	ANTI-MALE HOMOSEXUAL	INDIVIDUAL-01	MULTI RACE-2
	LAS VEGAS METRO PD	DESTRUCTION/DAMAGE	RESIDENCE/HOME	ANTI-JEWISH	INDIVIDUAL RELIGIOUS ORG. SOCIETY/PUBLIC-01	UNKNOWN-00
	NORTH LAS VEGAS PD	DESTRUCTION/DAMAGE	RESIDENCE	ANTI-HISPANIC	INDIVIDUAL-01	BLACK-02
	NORTH LAS VEGAS PD	SIMPLE ASSAULT	FIELD/WOODS	ANTI-HISPANIC	INDIVIDUAL-01	BLACK-02
	RENO PD	SIMPLE ASSAULT	BAR	ANTI-MALE HOMOSEXUAL	INDIVIDUAL-02	WHITE-01
SEP	UNLV PD	SIMPLE ASSAULT	PARKING LOT	ANTI-OTHER ETHNICITY	INDIVIDUAL-1	BLACK-01
SEP	LAS VEGAS METRO PD	AGGRAVATED ASSAULT	PARKING LOT	ANTI-MALE HOMOSEXUAL (GAY)	INDIVIDUAL/PUBLIC-01	WHITE-01
OCT	LAS VEGAS METRO PD	DESTRUCTION	RESIDENCE/HOME	ANTI-BLACK	INDIVIDUAL/SOCIETY-01	UNKNOWN-00
	LAS VEGAS METRO PD	SIMPLE ASSAULT	RESIDENCE/HOME	ANTI-MALE HOMOSEXUAL	INDIVIDUAL/SOCIETY-01	UNKNOWN-00
	LAS VEGAS METRO PD	AGGRAVATED ASSAULT	HIGHWAY/STREET	ANTI-MALE HOMOSEXUAL	INDIVIDUAL-01	BLACK-01
	LAS VEGAS METRO PD	INTIMIDATION	HOTEL/MOTEL	ANTI-BLACK	INDIVIDUAL/SOCIETY-01	WHITE-01
	LAS VEGAS METRO PD	SIMPLE ASSAULT	HIGHWAY/STREET	ANTI-BLACK	INDIVIDUAL-01	WHITE-01
	NORTH LAS VEGAS PD	DESTRUCTION/DAMAGE	OTHER/UNKNOWN	ANTI-BLACK	OTHER-03	UNKNOWN-00
NOV	LAS VEGAS METRO PD	AGGRAVATED ASSAULT	OTHER/UNKNOWN	ANTI-ASIAN/PACIFIC ISLANDER	INDIVIDUAL-01	WHITE-02
	LAS VEGAS METRO PD	AGGRAVATED ASSAULT	PARKING LOT	ANTI OTHER ETHNICITY	INDIVIDUAL-01	ASIAN/PACIFIC-01
	LAS VEGAS METRO PD	AGGRAVATED ASSAULT	HIGHWAY/ROAD	ANTI OTHER ETHNICITY	INDIVIDUAL-01	WHITE-06
	NORTH LAS VEGAS PD	AGGRAVATED ASSAULT	HIGHWAY/ROAD	ANTI OTHER ETHNICITY	INDIVIDUAL-02	BLACK-02
DEC	LAS VEGAS METRO PD	ROBBERY	FIELD/WOODS	FIELD/WOODS	INDIVIDUAL-01	WHITE-02
	LAS VEGAS METRO PD	INTIMIDATION	RESTAURANT	RESTAURANT	INDIVIDUAL-01	WHITE-02
	LAS VEGAS METRO PD	INTIMIDATION	RESIDENCE/HOME	RESIDENCE/HOME	INDIVIDUAL-01	UNKNOWN-00
	LAS VEGAS METRO PD	INTIMIDATION	RESIDENCE/HOME	RESIDENCE/HOME	INDIVIDUAL-01	BLACK-01
	LAS VEGAS METRO PD	AGGRAVATED ASSAULT	BAR/NIGHT CLUB	BAR/NIGHT CLUB	INDIVIDUAL-01	BLACK-01
	LAS VEGAS METRO PD	INTIMIDATION	BAR/NIGHT CLUB	BAR/NIGHT CLUB	INDIVIDUAL-01	WHITE-01
	NORTH LAS VEGAS PD	DESTRUCTION	DRIVEWAY	DRIVEWAY	INDIVIDUAL-01	UNKNOWN-00

DRUG & LIQUOR VIOLATIONS



Officer Marsh & K-9 Cimbo

The Sparks Police Department K-9 Unit was formed in 2005 consisting of Officer Marsh with K-9 Cimbo and Officer Edmonson with K-9 Rocky. The role of the unit is to assist the Department with the location of suspects, drugs, and other evidence that could possibly be over looked by Officers. The K-9's unique and superior sense of smell makes their primary function a locating tool. They are trained to bite as an apprehension tool, but only in specific circumstances. They are also used by the Department as deterrent to people who may otherwise choose to run from or fight with the Police. Our dogs have saved us from numerous foot pursuits and physical confrontations. Our Police Service Dogs are also trained to locate concealed drugs and drug money. The dogs also assist in the location of evidence dropped or concealed by suspects.



Officer Edmonson & K-9 Rocky



This page was intentionally left blank

ARRESTS - DRUG AND LIQUOR VIOLATIONS

2009

Due to the nature of the violations, along with exceptional interest and concern by public officials and citizens of Nevada, a special review is provided for drug and alcohol-related arrests. Tables on the following pages display the number and age of people arrested in 2009.

The information provided here should be of interest to social service agencies involved in the study of drugs and alcohol problems in Nevada. The information pinpoints the predominant drug and liquor arrests in Nevada by age and identifies potential problem areas.

Nevada drug arrests for all agencies totaled 17,302 (includes arrests by Nevada Department of Public Safety Investigation Division - NDI). DUI arrests for all agencies totaled 15,690.

Facts revealed by the table on drug violations for county and municipal agencies:

- 85.88% of juvenile arrests involved possession violations, 14.12% involved sale / manufacturing.
- 78.61% of adult arrests involved possession violations, 21.39% involved sale / manufacturing.
- Of the 17,647 drug arrests, 14,144 were male and 3,158 were female.
- The age group 21-29 accounted for most drug possession violations at 4,853 (35.33%).
- The age group 21-29 accounted for most drug sales/manufacturing violations at 1,259 (35.30%).

Facts revealed by the table on liquor violations for county and municipal agencies:

- 94.77% of juvenile arrests involved liquor laws, 5.23% were for driving under the influence (DUI).
- 34.39% of adult arrests involved liquor laws, 65.61% were for driving under the influence (DUI).
- A total of 15,569 adults were arrested for DUI, 121 juveniles were arrested.
- Of 15,690 DUI arrests in 2009, 12,150 were male, 3,540 were female.

Facts revealed by the tables on drug arrests by DPS Investigation Division.

- The age group 21-29 accounted for most NDI drug arrests with 143.
- There was a total of 345 drug arrests .

County and Municipal Drug and Liquor Arrests by Age - 2009							
Age	Sales & Manufacturing	Possession	Total	DUI	Liquor Laws	Total	Total Drug & Liquor Arrests
Under 10	1	1	2	0	1	1	3
10-12	11	53	64	0	15	15	79
13-14	71	316	387	1	239	240	627
15	56	311	367	5	394	399	766
16	56	470	526	32	653	685	1,211
17	68	448	516	83	891	974	1,490
Total Juvenile Arrests	263	1,599	1,862	121	2,193	2,314	4,176
18	126	725	851	243	1,123	1,366	2,217
19	130	691	821	342	1,059	1,401	2,222
20	162	694	856	377	837	1,214	2,070
21-29	1,259	4,853	6,112	5,282	1,030	6,312	12,424
30-39	894	2,676	3,570	3,948	986	4,934	8,504
40-49	489	1,736	2,225	3,125	1,809	4,934	7,159
50-59	200	663	863	1,643	1,044	2,687	3,550
60 & Over	43	99	142	609	273	882	1,024
Total Adult Arrests	3,303	12,137	15,440	15,569	8,161	23,730	39,170
Grand Total	3,566	13,736	17,302	15,690	10,354	26,044	43,346

Nevada Department of Public Safety/Investigation Division Arrests for Drug Violations, 2009																		
		<10	10-12	13-14	15	16	17	Total <18	18	19	20	21-29	30-39	40-49	50-59	60+	Total >18	Total All Ages
Sales/Manufacturing Violations																		
Opium or cocaine and their derivatives (morphine, heroin, codeine)	M	0	0	0	0	0	1	1	1	2	1	7	8	1	1	1	22	23
	F	0	0	0	0	0	0	0	0	0	0	0	0	0	0	0	0	0
Marijuana	M	0	0	0	0	0	0	0	1	3	4	21	3	1	2	2	37	37
	F	0	0	0	0	0	0	0	0	0	2	3	1	0	1	0	7	7
Synthetic narcotics - Manufactured narcotics that can cause true drug addiction (Demerol, meth)	M	0	0	0	0	0	0	0	0	0	1	3	0	1	1	1	7	7
	F	0	0	0	0	0	0	0	0	0	0	0	0	1	0	0	1	1
Other dangerous, non-narcotic drugs (barbiturates, Benzedrine)	M	0	0	0	0	0	2	2	4	1	2	41	25	21	9	3	106	108
	F	0	0	0	0	0	2	2	0	2	2	9	7	4	2	1	27	29
Total Sales & Manufacturing		0	0	0	0	0	5	5	6	8	12	84	44	29	16	8	207	212
Possession Violations																	0	
Opium or cocaine and their derivatives (morphine, heroin, codeine)	M	0	0	0	0	0	1	1	0	0	0	5	1	0	1	0	7	8
	F	0	0	0	0	0	0	0	0	0	0	1	0	0	1	0	2	2
Marijuana	M	0	0	1	1	1	0	3	1	1	2	11	6	3	0	1	25	28
	F	0	0	0	1	0	0	1	1	1	0	5	1	0	0	0	8	9
Synthetic narcotics - Manufactured narcotics that can cause true drug addiction (Demerol, meth)	M	0	0	0	0	0	0	0	0	0	1	2	1	0	0	0	4	4
	F	0	0	0	0	0	0	0	0	0	0	0	0	0	0	0	0	0
Other dangerous, non-narcotic drugs (barbiturates, Benzedrine)	M	0	0	0	0	0	0	0	2	2	1	18	15	7	2	0	47	47
	F	0	0	0	0	0	0	0	2	1	0	17	6	7	2	0	35	35
Total Possession		0	0	1	2	1	1	5	6	5	4	59	30	17	6	1	128	133
Total		0	0	1	2	1	6	10	12	13	16	143	74	46	22	9	335	345

This page was intentionally left blank

STOLEN AND RECOVERED PROPERTY VALUES



Administered by the Las Vegas Metropolitan Police Department, the LVMPD Search and Rescue Unit was formed in 1986 to provide a technical rescue service to the community of Las Vegas, NV. The unit is on call 24 hours a day and responds to over 8,000 square miles of mountainous desert terrain in Clark County, Nevada. All members have completed extensive training in such skills as high angle rope rescue, helicopter operations, desert survival, tracking, land navigation, emergency medicine, and many others. The unit operates by combining several highly specialized groups to complete its mission. These groups including paid police officers, helicopter support, and more than 50 unpaid volunteers.



This page was intentionally left blank

STOLEN AND RECOVERED PROPERTY VALUES

2009

Supplementary reports relating to stolen and recovered property provide information on the estimated value of such property. Investigating officers have the obligation to assess the value of property stolen and recovered in each crime index offense. Officers are guided by the following instructions:

1. Use fair market value for items subject to depreciation
2. Use wholesale cost of goods stolen from retail establishments
3. Use victim's evaluation of non-depreciable items
4. Use cost of replacement to victims for new or almost new items

There was over \$191 million dollars worth of property reported stolen in Nevada during 2009. This value does not include the value of property damaged due to vandalism, malicious mischief or arson. Following are some pertinent facts regarding stolen property in Nevada in 2009:

- Property stolen totaled \$191,724,871
- Property recovered totaled \$36,953,728
- The rate of recovery was 19.27%
- The property type with the highest recovery percentage was motor vehicles at 74.10%
- The average rate of recovery for property stolen excluding motor vehicles was 3.6%
- Stolen property, excluding motor vehicles, was valued at \$149,074,652 with \$5,349,734 recovered

Breakdown by Type and Value of Property Stolen and Recovered

Property Type	2005		2006		2007		2008		2009	
	Stolen	Recovered	Stolen	Recovered	Stolen	Recovered	Stolen	Recovered	Stolen	Recovered
Currency, Notes, Etc...	\$17,623,890	\$636,814	\$23,821,840	\$375,953	\$25,660,607	\$711,870	\$25,684,032	\$273,932	\$19,061,075	\$176,895
Jewelry, Precious Metals	\$32,027,973	\$916,274	\$36,323,945	\$743,181	\$37,709,125	\$839,372	\$51,170,298	\$1,030,830	\$41,155,492	\$1,094,321
Clothing & Furs	\$3,898,758	\$354,469	\$5,357,122	\$370,019	\$7,667,053	\$505,598	\$8,054,642	\$725,908	\$7,338,382	\$494,278
Locally Stolen Motor Vehicles	\$107,173,437	\$61,110,817	\$103,765,475	\$68,828,152	\$96,077,024	\$67,354,080	\$69,428,102	\$48,688,433	\$42,650,219	\$31,603,994
Office Equipment	\$10,661,888	\$222,073	\$10,523,804	\$219,959	\$10,813,423	\$223,271	\$11,751,030	\$364,071	\$11,055,818	\$336,668
TVs, Radios, VCRs, Cameras	\$14,459,512	\$355,020	\$19,509,654	\$370,945	\$21,893,879	\$678,893	\$22,141,462	\$700,511	\$20,345,173	\$670,866
Firearms	\$1,466,799	\$87,458	\$1,747,597	\$147,781	\$1,822,133	\$224,773	\$2,181,223	\$302,892	\$1,649,337	\$175,920
Household Goods	\$3,628,800	\$151,460	\$4,820,525	\$281,580	\$7,025,257	\$194,675	\$6,076,654	\$259,487	\$5,842,091	\$103,180
Consumable Goods	\$1,002,543	\$105,677	\$1,028,201	\$124,096	\$1,511,690	\$149,119	\$1,852,380	\$392,010	\$3,610,021	\$251,939
Livestock	\$51,775	\$5,303	\$53,114	\$60,195	\$67,244	\$21,500	\$158,093	\$1,149	\$25,656	\$10,530
Miscellaneous	\$81,395,411	\$5,006,441	\$63,973,155	\$4,268,894	\$51,667,043	\$3,535,451	\$58,960,036	\$3,231,234	\$38,991,607	\$2,035,137
Total	\$243,862,979	\$72,233,659	\$273,390,786	\$68,951,806	\$270,924,432	\$75,790,756	\$261,914,477	\$74,438,602	\$191,724,871	\$36,953,728

Stolen/Recovered Property Report - 2009

Property Type	Boulder PD	Carlin PD	Carson SO	Churchill SO	Clark Co Schl Dist PD	Douglas SO	Elko PD	Elko SO	Esmeralda SO
Currency									
Stolen	\$51,929	\$21,776	\$76,305	\$7,482	\$39,821	\$141,105	\$66,828	\$10,830	\$0
Recovered	\$0	\$2,192	\$636	\$130	\$756	\$1,007	\$2,804	\$36	\$0
% Recovered	0.0%	10.1%	0.8%	1.7%	1.9%	0.7%	4.2%	0.3%	0.0%
Jewelry									
Stolen	\$38,456	\$3,000	\$297,584	\$23,723	\$13,250	\$255,441	\$38,015	\$21,173	\$0
Recovered	\$0	\$1,400	\$35,887	\$10,766	\$0	\$21,454	\$1,545	\$3	\$0
% Recovered	0.0%	46.7%	12.1%	45.4%	0.0%	8.4%	4.1%	0.0%	0.0%
Clothing									
Stolen	\$235	\$0	\$8,845	\$1,040	\$2,664	\$13,984	\$7,694	\$959	\$0
Recovered	\$0	\$0	\$986	\$0	\$25	\$469	\$1,861	\$0	\$0
% Recovered	0.0%	0.0%	11.1%	0.0%	0.9%	3.4%	24.2%	0.0%	0.0%
Motor Vehicle									
Stolen	\$53,300	\$51,033	\$611,307	\$113,336	\$182,325	\$104,075	\$362,370	\$138,301	\$0
Recovered	\$2,100	\$23,350	\$244,006	\$54,700	\$31,825	\$120,700	\$275,826	\$75,752	\$0
% Recovered	3.9%	45.8%	39.9%	48.3%	17.5%	116.0%	76.1%	54.8%	0.0%
Office Equipment									
Stolen	\$9,100	\$2,367	\$59,708	\$4,950	\$219,613	\$330	\$14,098	\$5,892	\$0
Recovered	\$0	\$0	\$1,393	\$0	\$18,537	\$0	\$750	\$2	\$0
% Recovered	0.0%	0.0%	2.3%	0.0%	8.4%	0.0%	5.3%	0.0%	0.0%
TV, VCR, Camera, Etc.									
Stolen	\$13,266	\$6,444	\$48,873	\$11,402	\$33,743	\$62,154	\$60,658	\$8,623	\$0
Recovered	\$0	\$444	\$4,914	\$1,300	\$4,130	\$3,515	\$6,329	\$50	\$0
% Recovered	0.0%	6.9%	10.1%	11.4%	12.2%	5.7%	10.4%	0.6%	0.0%
Firearm									
Stolen	\$6,300	\$1,250	\$20,692	\$16,500	\$0	\$17,815	\$12,320	\$6,949	\$0
Recovered	\$200	\$1,250	\$31	\$360	\$0	\$3,250	\$1,700	\$200	\$0
% Recovered	3.2%	100.0%	0.1%	2.2%	0.0%	18.2%	13.8%	2.9%	0.0%
Household Goods									
Stolen	\$3,719	\$7,200	\$2,745	\$4,100	\$493	\$12,787	\$6,331	\$32	\$0
Recovered	\$0	\$0	\$4	\$105	\$0	\$862	\$120	\$0	\$0
% Recovered	0.0%	0.0%	0.1%	2.6%	0.0%	6.7%	1.9%	0.0%	0.0%
Consumable Goods									
Stolen	\$295	\$5,778	\$4,274	\$3,129	\$903	\$9,277	\$4,340	\$590	\$0
Recovered	\$0	\$50	\$2,044	\$105	\$241	\$1,131	\$1,423	\$20	\$0
% Recovered	0.0%	0.9%	47.8%	3.4%	26.7%	12.2%	32.8%	3.4%	0.0%
Livestock									
Stolen	\$4,250	\$0	\$2,315	\$600	\$180	\$0	\$100	\$0	\$0
Recovered	\$0	\$0	\$0	\$530	\$0	\$0	\$0	\$0	\$0
% Recovered	0.0%	0.0%	0.0%	88.3%	0.0%	0.0%	0.0%	0.0%	0.0%
Misc.									
Stolen	\$63,708	\$15,248	\$393,994	\$89,470	\$348,869	\$296,217	\$255,903	\$84,003	\$745
Recovered	\$6,054	\$2,550	\$24,807	\$13,991	\$102,376	\$51,924	\$37,768	\$19,777	\$0
% Recovered	9.5%	16.7%	6.3%	15.6%	29.3%	17.5%	14.8%	23.5%	0.0%
TOTALS									
Stolen	\$244,558	\$114,096	\$1,526,642	\$275,732	\$841,861	\$913,185	\$828,657	\$277,352	\$745
Recovered	\$8,354	\$31,236	\$314,708	\$81,987	\$157,890	\$204,312	\$330,126	\$95,840	\$0
% Recovered	3.4%	27.4%	20.6%	29.7%	18.8%	22.4%	39.8%	34.6%	0.0%

Stolen/Recovered Property Report - 2009

Property Type	Eureka SO	Fallon PD	Henderson PD	Humboldt SO	Lander SO	LV Metro PD	Lincoln SO	Lovelock PD	Lyon SO
Currency									
Stolen	\$1,003	\$13,051	\$1,570,622	\$11,632	\$107,768	\$13,620,908	\$69	\$10,627	\$54,081
Recovered	\$0	\$500	\$14,464	\$3,415	\$26	\$118,196	\$0	\$0	\$3,240
% Recovered	0.0%	3.8%	0.9%	29.4%	0.0%	0.9%	0.0%	0.0%	6.0%
Jewelry									
Stolen	\$781	\$44,255	\$2,617,847	\$5,745	\$7,150	\$32,477,294	\$0	\$1,500	\$138,781
Recovered	\$0	\$4,515	\$156,652	\$0	\$150	\$614,553	\$0	\$0	\$27,856
% Recovered	0.0%	10.2%	6.0%	0.0%	2.1%	1.9%	0.0%	0.0%	20.1%
Clothing									
Stolen	\$130	\$6,847	\$496,795	\$0	\$7,210	\$5,705,076	\$260	\$0	\$7,313
Recovered	\$0	\$431	\$44,514	\$0	\$195	\$378,809	\$0	\$0	\$454
% Recovered	0.0%	6.3%	9.0%	0.0%	2.7%	6.6%	0.0%	0.0%	6.2%
Motor Vehicle									
Stolen	\$14,000	\$63,900	\$8,710,633	\$15,300	\$103,100	\$13,169,951	\$64,200	\$17,000	\$395,340
Recovered	\$7,000	\$48,900	\$7,576,077	\$8,800	\$55,700	\$7,979,605	\$54,200	\$1,000	\$209,205
% Recovered	50.0%	76.5%	87.0%	57.5%	54.0%	60.6%	84.4%	5.9%	52.9%
Office Equipment									
Stolen	\$1,070	\$160	\$791,807	\$498	\$905	\$8,316,975	\$120	\$0	\$9,670
Recovered	\$0	\$160	\$33,494	\$0	\$555	\$232,583	\$0	\$0	\$500
% Recovered	0.0%	100.0%	4.2%	0.0%	61.3%	2.8%	0.0%	0.0%	5.2%
TV, VCR, Camera, Etc.									
Stolen	\$0	\$3,462	\$1,217,189	\$1,950	\$8,175	\$12,899,329	\$3,029	\$2,443	\$66,366
Recovered	\$0	\$1,097	\$65,010	\$0	\$570	\$400,381	\$309	\$0	\$4,819
% Recovered	0.0%	31.7%	5.3%	0.0%	7.0%	3.1%	10.2%	0.0%	7.3%
Firearm									
Stolen	\$0	\$925	\$154,174	\$5,400	\$2,600	\$764,682	\$3,165	\$1,400	\$114,670
Recovered	\$0	\$625	\$26,712	\$975	\$1,800	\$103,334	\$665	\$0	\$4,140
% Recovered	0.0%	67.6%	17.3%	18.1%	69.2%	13.5%	21.0%	0.0%	3.6%
Household Goods									
Stolen	\$350	\$384	\$371,895	\$380	\$12,701	\$3,940,279	\$798	\$0	\$69,598
Recovered	\$0	\$9	\$9,680	\$0	\$4,850	\$39,087	\$11,053	\$0	\$3,195
% Recovered	0.0%	2.3%	2.6%	0.0%	38.2%	1.0%	1385.1%	0.0%	4.6%
Consumable Goods									
Stolen	\$0	\$766	\$398,998	\$6,515	\$1,874	\$2,862,843	\$1,335	\$1,460	\$6,161
Recovered	\$0	\$247	\$20,567	\$0	\$0	\$198,438	\$3	\$81	\$1,154
% Recovered	0.0%	32.2%	5.2%	0.0%	0.0%	6.9%	0.2%	5.5%	18.7%
Livestock									
Stolen	\$0	\$0	\$3,100	\$0	\$0	\$1,550	\$0	\$10	\$0
Recovered	\$0	\$0	\$0	\$0	\$0	\$0	\$0	\$0	\$0
% Recovered	0.0%	0.0%	0.0%	0.0%	0.0%	0.0%	0.0%	0.0%	0.0%
Misc.									
Stolen	\$157,670	\$83,686	\$3,175,545	\$30,575	\$105,517	\$23,512,380	\$22,946	\$4,929	\$273,984
Recovered	\$25	\$16,784	\$375,012	\$200	\$55,392	\$838,752	\$11,187	\$640	\$20,465
% Recovered	0.0%	20.1%	11.8%	0.7%	52.5%	3.6%	48.8%	13.0%	7.5%
TOTALS									
Stolen	\$175,004	\$217,436	\$19,508,605	\$77,995	\$357,000	\$117,271,267	\$95,922	\$39,369	\$1,135,964
Recovered	\$7,025	\$73,268	\$8,322,182	\$13,390	\$119,238	\$10,903,738	\$77,417	\$1,721	\$275,028
% Recovered	4.0%	33.7%	42.7%	17.2%	33.4%	9.3%	80.7%	4.4%	24.2%

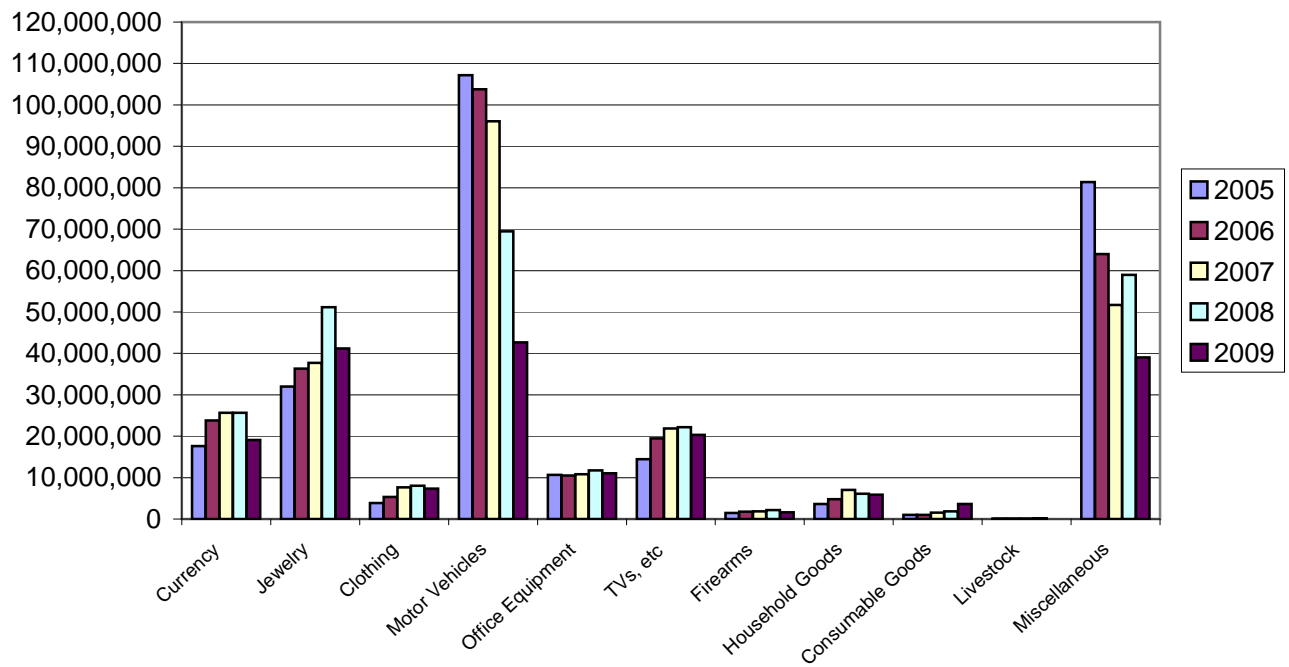
Stolen/Recovered Property Report - 2009

Property Type	Mesquite PD	Mineral SO	NLVPD	Nye SO	Pershing SO	Reno PD	Sparks PD	Storey SO	Taxicab	TMCC PD	UNLV PD
Currency											
Stolen	\$57,488	\$28,170	\$899,420	\$383,628	\$70,735	\$1,003,519	\$352,936	\$29,479	\$29,948	\$372	\$13,593
Recovered	\$972	\$86	\$6,308	\$925	\$264	\$12,790	\$5,482	\$40	\$0	\$0	\$0
% Recovered	1.7%	0.3%	0.7%	0.2%	0.4%	1.3%	1.6%	0.1%	0.0%	0.0%	0.0%
Jewelry											
Stolen	\$49,113	\$1,250	\$1,914,659	\$126,696	\$5,000	\$1,821,803	\$508,702	\$23,470	\$9,060	\$500	\$600
Recovered	\$21,428	\$250	\$66,422	\$7,050	\$0	\$39,849	\$67,686	\$0	\$0	\$0	\$0
% Recovered	43.6%	20.0%	3.5%	5.6%	0.0%	2.2%	13.3%	0.0%	0.0%	0.0%	0.0%
Clothing											
Stolen	\$4,429	\$0	\$348,563	\$16,648	\$0	\$346,931	\$79,593	\$0	\$8,722	\$1,380	\$7,314
Recovered	\$1,617	\$0	\$11,679	\$1,078	\$0	\$29,415	\$15,731	\$0	\$0	\$15	\$1,250
% Recovered	36.5%	0.0%	3.4%	6.5%	0.0%	8.5%	19.8%	0.0%	0.0%	1.1%	17.1%
Motor Vehicle											
Stolen	\$161,499	\$47,000	\$9,992,307	\$653,266	\$20,500	\$4,309,136	\$2,040,384	\$15,500	\$0	\$0	\$62,300
Recovered	\$217,500	\$25,000	\$8,891,052	\$210,418	\$0	\$2,946,408	\$1,667,680	\$12,000	\$0	\$0	\$45,850
% Recovered	134.7%	53.2%	89.0%	32.2%	0.0%	68.4%	81.7%	77.4%	0.0%	0.0%	73.6%
Office Equipment											
Stolen	\$209	\$0	\$48,202	\$73,225	\$200	\$1,070,833	\$224,886	\$5,397	\$4,470	\$4,570	\$0
Recovered	\$1	\$0	\$352	\$6,400	\$0	\$19,564	\$12,957	\$0	\$0	\$450	\$0
% Recovered	0.5%	0.0%	0.7%	8.7%	0.0%	1.8%	5.8%	0.0%	0.0%	9.8%	0.0%
TV, VCR, Camera, Etc.											
Stolen	\$3,152	\$350	\$3,408,488	\$93,780	\$0	\$1,286,760	\$599,777	\$12,066	\$49,775	\$2,520	\$127,244
Recovered	\$4,616	\$0	\$58,771	\$5,039	\$0	\$30,931	\$65,481	\$475	\$0	\$1,326	\$3,408
% Recovered	146.4%	0.0%	1.7%	5.4%	0.0%	2.4%	10.9%	3.9%	0.0%	52.6%	2.7%
Firearm											
Stolen	\$5,982	\$600	\$108,145	\$48,957	\$500	\$146,474	\$90,865	\$1,285	\$0	\$0	\$700
Recovered	\$4,882	\$600	\$750	\$3,900	\$0	\$5,910	\$11,066	\$0	\$0	\$0	\$0
% Recovered	81.6%	100.0%	0.7%	8.0%	0.0%	4.0%	12.2%	0.0%	0.0%	0.0%	0.0%
Household Goods											
Stolen	\$15,706	\$600	\$547,879	\$142,341	\$0	\$165,588	\$400,998	\$0	\$0	\$0	\$0
Recovered	\$278	\$0	\$4,401	\$955	\$0	\$12,938	\$15,098	\$0	\$0	\$0	\$0
% Recovered	1.8%	0.0%	0.8%	0.7%	0.0%	7.8%	3.8%	0.0%	0.0%	0.0%	0.0%
Consumable Goods											
Stolen	\$1,467	\$82	\$203,337	\$15,131	\$0	\$18,431	\$40,541	\$4	\$0	\$61	\$556
Recovered	\$152	\$82	\$7,288	\$1,172	\$0	\$9,600	\$7,391	\$0	\$0	\$5	\$36
% Recovered	10.4%	100.0%	3.6%	7.7%	0.0%	52.1%	18.2%	0.0%	0.0%	8.2%	6.5%
Livestock											
Stolen	\$0	\$0	\$550	\$2,395	\$506	\$0	\$50	\$0	\$0	\$0	\$0
Recovered	\$0	\$0	\$0	\$0	\$0	\$0	\$0	\$0	\$0	\$0	\$0
% Recovered	0.0%	0.0%	0.0%	0.0%	0.0%	0.0%	0.0%	0.0%	0.0%	0.0%	0.0%
Misc.											
Stolen	\$222,097	\$11,987	\$3,663,607	\$627,306	\$6,686	\$3,682,950	\$505,126	\$42,817	\$7,194	\$1,710	\$24,757
Recovered	\$12,242	\$43	\$39,711	\$153,018	\$4,500	\$85,869	\$124,708	\$1,600	\$0	\$381	\$8,360
% Recovered	5.5%	0.4%	1.1%	24.4%	67.3%	2.3%	24.7%	3.7%	0.0%	22.3%	33.8%
TOTALS											
Stolen	\$521,142	\$90,039	\$21,135,157	\$2,183,373	\$104,127	\$13,852,425	\$4,843,858	\$130,018	\$109,169	\$11,113	\$237,064
Recovered	\$263,688	\$26,061	\$9,086,734	\$389,955	\$4,764	\$3,193,274	\$1,993,280	\$14,115	\$0	\$2,177	\$58,904
% Recovered	50.6%	28.9%	43.0%	17.9%	4.6%	23.1%	41.2%	10.9%	0.0%	19.6%	24.8%

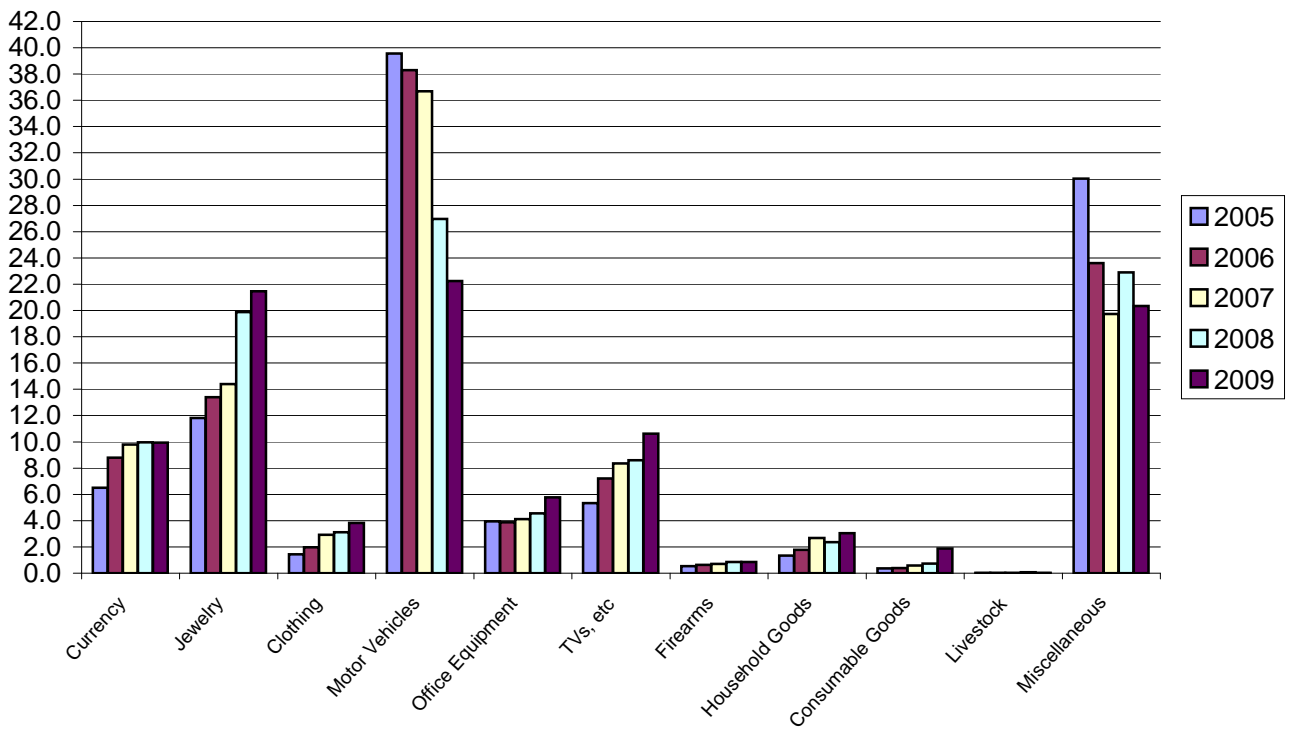
Stolen/Recovered Property Report - 2009

Property Type	UNR PD	Washoe SO	Washoe Schools PD	Wendover PD	White Pine SO	Winnemucca PD	Yerington PD	Total By Property
Currency								
Stolen	\$0	\$268,486	\$8,894	\$13,415	\$83,052	\$4,911	\$7,192	\$19,061,075
Recovered	\$0	\$54	\$957	\$315	\$0	\$500	\$800	\$176,895
% Recovered	0.0%	0.0%	10.8%	2.3%	0.0%	10.2%	11.1%	0.9%
Jewelry								
Stolen	\$0	\$649,966	\$0	\$11,028	\$0	\$49,650	\$0	\$41,155,492
Recovered	\$0	\$15,966	\$0	\$350	\$0	\$300	\$239	\$1,094,321
% Recovered	0.0%	2.5%	0.0%	3.2%	0.0%	0.6%	0.0%	2.7%
Clothing								
Stolen	\$0	\$252,209	\$0	\$270	\$195	\$13,076	\$0	\$7,338,382
Recovered	\$0	\$5,249	\$0	\$158	\$0	\$342	\$0	\$494,278
% Recovered	0.0%	2.1%	0.0%	58.5%	0.0%	2.6%	0.0%	6.7%
Motor Vehicle								
Stolen	\$0	\$956,491	\$10,300	\$86,000	\$31,125	\$94,940	\$0	\$42,650,219
Recovered	\$0	\$681,565	\$8,300	\$60,500	\$27,775	\$41,200	\$0	\$31,603,994
% Recovered	0.0%	71.3%	80.6%	70.3%	89.2%	43.4%	0.0%	74.1%
Office Equipment								
Stolen	\$0	\$146,229	\$31,669	\$800	\$70	\$7,795	\$0	\$11,055,818
Recovered	\$0	\$6,000	\$1,000	\$0	\$0	\$1,970	\$0	\$336,668
% Recovered	0.0%	4.1%	3.2%	0.0%	0.0%	25.3%	0.0%	3.0%
TV, VCR, Camera, Etc.								
Stolen	\$0	\$225,837	\$35,412	\$16,395	\$9,506	\$26,905	\$100	\$20,345,173
Recovered	\$0	\$4,059	\$3,517	\$300	\$25	\$50	\$0	\$670,866
% Recovered	0.0%	1.8%	9.9%	1.8%	0.3%	0.2%	0.0%	3.3%
Firearm								
Stolen	\$0	\$103,116	\$0	\$1,825	\$3,696	\$8,350	\$0	\$1,649,337
Recovered	\$0	\$670	\$0	\$900	\$0	\$2,000	\$0	\$175,920
% Recovered	0.0%	0.6%	0.0%	49.3%	0.0%	24.0%	0.0%	10.7%
Household Goods								
Stolen	\$0	\$127,579	\$5,487	\$0	\$731	\$990	\$400	\$5,842,091
Recovered	\$0	\$35	\$0	\$0	\$0	\$510	\$0	\$103,180
% Recovered	0.0%	0.0%	0.0%	0.0%	0.0%	51.5%	0.0%	1.8%
Consumable Goods								
Stolen	\$0	\$15,010	\$2,553	\$575	\$2,509	\$1,103	\$123	\$3,610,021
Recovered	\$0	\$273	\$9	\$10	\$9	\$370	\$38	\$251,939
% Recovered	0.0%	1.8%	0.4%	1.7%	0.4%	33.5%	30.9%	7.0%
Livestock								
Stolen	\$0	\$50	\$0	\$0	\$10,000	\$0	\$0	\$25,656
Recovered	\$0	\$0	\$0	\$0	\$10,000	\$0	\$0	\$10,530
% Recovered	0.0%	0.0%	0.0%	0.0%	100.0%	0.0%	0.0%	41.0%
Misc.								
Stolen	\$0	\$1,151,126	\$21,349	\$35,942	\$10,120	\$49,755	\$11,689	\$38,991,607
Recovered	\$0	\$8,741	\$550	\$3,325	\$1,064	\$12,821	\$500	\$2,035,137
% Recovered	0.0%	0.8%	2.6%	9.3%	10.5%	25.8%	4.3%	5.2%
TOTALS								
Stolen	\$0	\$3,896,099	\$115,664	\$166,250	\$151,004	\$257,475	\$19,504	\$191,724,871
Recovered	\$0	\$722,612	\$14,333	\$65,858	\$38,873	\$60,063	\$1,577	\$36,953,728
% Recovered	0.0%	18.5%	12.4%	39.6%	25.7%	23.3%	8.1%	19.3%

Value of Stolen Property by Type (\$)



Stolen Property by Type (%)



ENFORCEMENT PERSONNEL EMPLOYMENT DATA

FALLEN K-9

“Natural Causes”



Kety
1998-2009



Buster
1996-2006



Astor
1998-2010



Sara
2002-2010

My dog is more than my partner you see, because he/she is a very good friend to me. They are the nose I don't have, the eyes I have not, one of the best partners most cops ain't got. Day by day we do what we do best, our four paws never seem to rest. He/She always does whatever I ask, Seeming to enjoy every task. I know one day his/her work will be done, but for now we can only have fun. For my dog is more than a partner to me, my dog is my best friend and he/she always will be.



This page was intentionally left blank

ENFORCEMENT PERSONNEL EMPLOYMENT DATA

2009

The Uniform Crime Reporting Program in Nevada compiles information on enforcement personnel statewide as of October 31, 2009. Included are the total number of sworn and civilian support personnel with each agency broken out by gender. Also provided in this section are ratios of police to population.

A wide variety of factors unique to different jurisdictions affect the number of employees utilized by various law enforcement agencies to enable them to fulfill their service requirements. Because of this, persons attempting to make comparisons of population/enforcement personnel ratios between agencies/jurisdictions should do so cautiously. The State of Nevada, especially, with highly transient and seasonal population variations, has enforcement requirements which differ from many other jurisdictions.

Usage of the term "full-time sworn", when referring to enforcement personnel, does not necessarily mean they are engaged in what the public generally perceives as "regular" police duties, such as investigations, patrol, deterrence, etc. The number of personnel available for "regular" duties is affected by regulatory, correctional, administrative and special assignments. Consideration of in-house duties and responsibilities should temper comparisons of agencies.

Sworn Personnel

- During 2009, there were 5,453 full-time sworn municipal personnel in Nevada, providing 2.17 officers per 1,000 residents for urban population areas.
- There were 1,102 full-time sworn deputies employed by Nevada's 15 sheriff's departments in 2009, and 498 troopers with the Nevada Highway Patrol. The ratio of enforcement personnel for every 1,000 population in the rural areas was 4.07.
- Statewide, there were 5,951 full-time sworn law enforcement officers in 2009. This represents an overall ratio of 2.53 officers per 1,000 Nevada residents.
- Nationally in 2008, the latest full year of data available, a total of 14,169 city, county and state police agencies employed 708,569 full-time officers and 315,659 civilians, who provided services to more than 286 million inhabitants.
- Regionally, the highest ratios of sworn officers to population in 2008 remained in the Northeast states, where there were 2.8 per 1,000 inhabitants. The South had a rate of 2.6, the Midwest had 2.2 and the West had the lowest ratio of 1.7.
- The national rate of full time law enforcement employees (sworn and civilian) per 1,000 inhabitants was 2.48 in 2008, down from 3.0 in 2007.

Civilian Personnel

- Municipal police departments in Nevada in 2009 employed a total of 3,206 full-time civilians.
- Sheriff's departments statewide maintained 507 full-time civilian employees in 2009. The Nevada Highway Patrol employed a total of 413.
- The total number of full-time civilian support personnel employed statewide in 2009 was 4,123.

*The criminal statistics within this publication are only those criminal statistics reported to the Uniform Crime Reporting Program the participating law enforcement agencies.

Nevada Full-time Enforcement Employees As of October 31, 2009

Agency	Sworn Employees			Civilian Employees			Total Employees		
	Male	Female	Total	Male	Female	Total	Male	Female	Total
Boulder City PD	27	4	31	3	9	12	30	13	43
Carlin PD	5	0	5	0	1	1	5	1	6
Carson City SO	92	6	98	8	36	44	100	42	142
Churchill SO	46	3	49	0	8	8	46	11	57
Clark Co School PD	156	12	168	13	29	42	169	41	210
Douglas SO	91	8	99	2	11	13	93	19	112
Elko SO	46	5	51	3	14	17	49	19	68
Elko PD	38	0	38	0	5	5	38	5	43
Esmeralda SO	11	1	12	1	3	4	12	4	16
Eureka SO	13	1	14	0	7	7	13	8	21
Fallon PD	21	1	22	2	12	14	23	13	36
Henderson PD	327	33	360	63	131	194	390	164	554
Humboldt SO	31	4	35	1	12	13	32	16	48
Lander SO	18	3	21	0	11	11	18	14	32
Las Vegas Fire Dept	10	3	13	0	1	1	10	4	14
Las Vegas Metro PD	2,493	242	2,735	1,005	1,524	2,529	3,498	1,766	5,264
Lincoln SO	26	1	27	1	4	5	27	5	32
Lovelock PD	6	0	6	0	1	1	6	1	7
Lyon SO	69	8	77	6	27	33	75	35	110
Mesquite PD	30	2	32	15	10	25	45	12	57
Mineral SO	18	1	19	0	6	6	18	7	25
Nevada Highway Patrol	450	48	498	126	287	413	576	335	911
North Las Vegas PD	276	32	308	43	122	165	319	154	473
Nye SO	95	14	109	5	39	44	100	53	153
Pershing SO	11	1	12	3	5	8	14	6	20
Reno PD	337	32	369	14	79	93	351	111	462
Sparks PD	97	11	108	2	45	47	99	56	155
Storey SO	21	4	25	0	2	2	21	6	27
Taxicab	22	3	25	12	15	27	34	18	52
TMCC PD	6	0	6	2	3	5	8	3	11
UNLV PD	28	5	33	9	10	19	37	15	52
UNR PD	15	2	17	1	5	6	16	7	23
Washoe School PD	29	10	39	0	4	4	29	14	43
Washoe SO	356	73	429	97	190	287	453	263	716
West Wendover PD	11	2	13	2	7	9	13	9	22
White Pine SO	24	1	25	0	5	5	24	6	30
Winnemucca PD	18	0	18	0	3	3	18	3	21
Yerington PD	5	0	5	0	1	1	5	1	6
Total	5,375	576	5,951	1,439	2,684	4,123	6,814	3,260	10,074

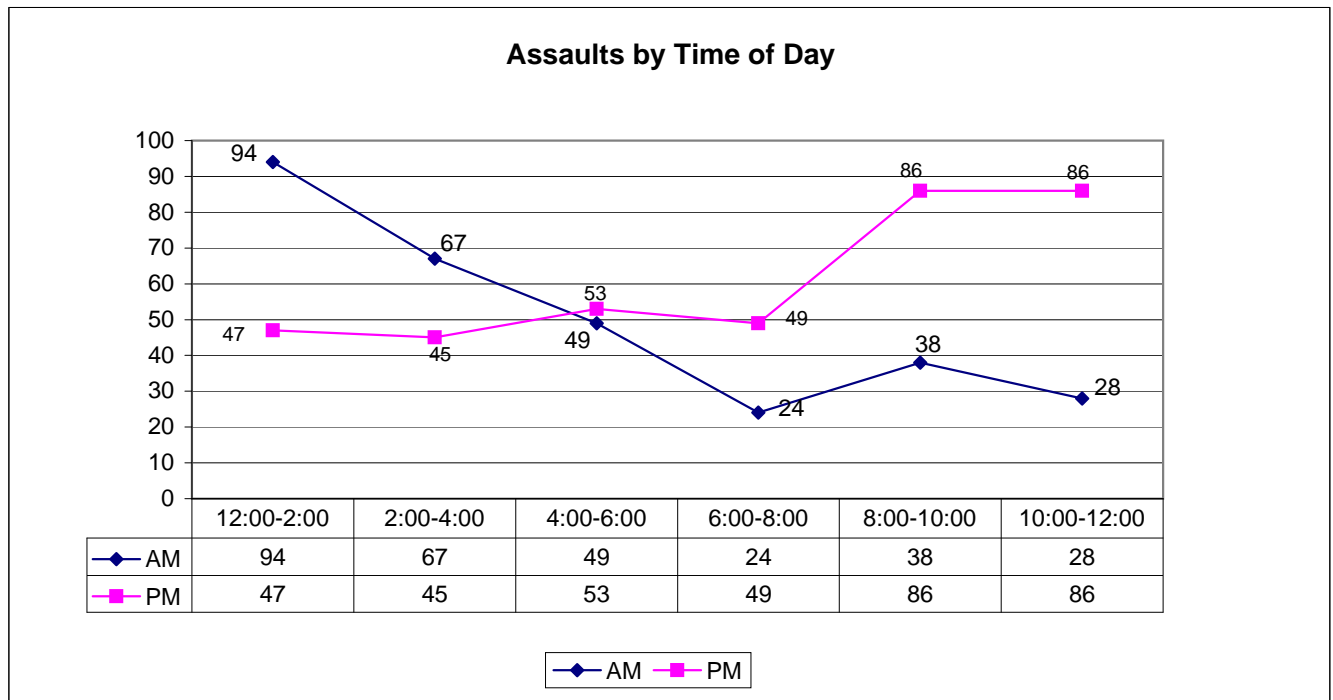
*The criminal statistics within this publication are only those criminal statistics reported to the Uniform Crime Reporting Program by the participating law enforcement agencies.

ASSAULTS ON LAW ENFORCEMENT PERSONNEL

Nevada UCR compiles detailed monthly data regarding the problem of assaults on law enforcement personnel. The following displays more noticeable points on this issue.

Facts - 2009 Assaults

- In 2009 there was a total of 666 assaults on law enforcement personnel in Nevada, compared to 709 in 2008.
- The ratio of assaults per 100 officers was 12 (10.77 in 2008).
- The greatest number of officer assaults occurred while responding to domestic and other disturbance calls--234 or 35.1% of the total. (317 or 44.7% in 2008).
- Most assaults on officers involved the use of hands, fists, feet, etc., accounting for 536 incidents or 80.4% (556 - 78.4% in 2008).
- Personal injury to officers occurred in 101 (15%) of the 666 incidents, while 565 (85%) escaped injury.
- 28.5% or 190 of the assaults were aimed at officers who were alone, while 476 (71.5%) involved assisted personnel.
- The time period during which the most assaults occurred was between 10:00 p.m. and 12:00 p.m. and 8:00 pm and 10:00 pm with 86 incidents each (13% each and 26% combined).
- Law enforcement cleared 608 (91.29%) of all assaults on personnel.



*The criminal statistics within this publication are only those criminal statistics reported to the Uniform Crime Reporting Program by the participating law enforcement agencies.

Officer Assaults by Activity/Weapon/Assignment - 2009

Activity Type	Total Assaults	Number Cleared	Firearm	Knife/Cutting Device	Other Dangerous Weapon	Hands, Fists, Feet, Etc.	2-Officer Vehicle	1-Officer Vehicle-Alone	1-Officer Vehicle-Assisted	Det./Spec/Assign.-Alone	Det./Spec/Assign.-Assisted	Other-Alone	Other-Assisted
Domestic/Other Disturbance	234	214	10	8	29	187	95	46	76	0	1	10	6
Burglary in Progress	6	6	0	0	2	4	3	1	1	0	0	0	1
Robbery in Progress	18	17	1	0	1	16	4	1	9	0	0	3	1
Attempting other Arrest	62	61	1	1	5	55	13	18	23	0	2	2	4
Civil Disorder	1	1	0	0	0	1	1	0	0	0	0	0	0
Handling Prisoner	90	74	0	0	7	83	37	14	24	0	1	3	11
Investigate Suspicious Persons/Circumstances	64	61	7	1	7	49	22	19	15	1	4	1	2
Ambush-No Warning	5	0	5	0	0	0	0	0	5	0	0	0	0
Mentally Deranged	4	4	1	0	0	3	1	2	1	0	0	0	0
Traffic Pursuits/Stops	60	59	1	0	26	33	17	32	9	1	1	0	0
All Other	122	111	4	2	11	105	37	33	42	2	4	1	3
Totals	666	608	30	12	88	536	230	166	205	4	13	20	28
	Total Assaults		Firearm	Knife/Cutting Item	Other Weapon	Hands, Fists, Feet, Etc.							
With Injury	101		3	1	14	83							
Without Injury	565		27	11	73	454							

*The criminal statistics within this publication are only those criminal statistics reported to the Uniform Crime Reporting Program by the participating law enforcement agencies.

CLASSIFICATION OF OFFENSES



The Carson City Search and Rescue team operates under the Carson City Sheriff's Office and has been called out to search for missing people, locate downed aircraft, secure accident/crime scenes, assist neighboring agencies and participate in community events.



This page was intentionally left blank

CLASSIFICATION OF OFFENSES

Uniformity in reporting under the Nevada Uniform Crime Reporting System is based on the proper classification of offenses reported to or known by the police. The adoption of the National System of Uniform Crime Reporting included the utilization of the offense classifications of that system. Law enforcement in this State has made accurate application of those classifications in the reports submitted to the Nevada Uniform Crime Reporting Program. In view of the need for compatibility with the National System, "offenses" under the program are not distinguished by designation of "misdemeanors", "felonies" or violations of municipal ordinances. The explanations of offense classifications may vary slightly from language used by those familiar with Nevada State Law. However, the major categories of offense classification remain the same between the national and state level.

PART I OFFENSES

Offense data consists of information that has been extracted from reports of Part I crimes that have come to the attention of Nevada Law Enforcement Agencies. In general, Part I crimes are usually reported to law enforcement agencies. Part I crimes are comprised of the following offenses.

1. HOMICIDE

1a. Murder and Non-Negligent Manslaughter - *The unlawful killing of a human being with malice aforethought.*

General Rule - Any death due to a fight, quarrel, argument, assault or commission of a crime.

1b. Manslaughter by Negligence - *The unlawful killing of a human being, by another, through gross negligence.*

General Rule - The killing may result from the commission of an unlawful act or from a lawful act performed with gross negligence.

2. FORCIBLE RAPE

2a. Rape by Force - *The carnal knowledge of a female forcibly and against her will.*

General Rule - Forcible rape of a female, excluding carnal abuse (statutory rape) or other sex offenses.

2b. Attempted Forcible Rape - *All assaults and attempts to rape.*

3. ROBBERY

The felonious and forcible taking of the property of another, against his will, by violence or by putting him in fear. Includes all attempts.

3a. Gun - All robberies and attempted robberies involving the use of any type firearm (revolvers, automatic pistols, shotguns, zip guns, rifles, pellet guns, etc.)

3b. Knife or Cutting Instrument - All robberies and attempted robberies involving the use of cutting or stabbing objects (knife, razor, hatchet, axe, scissors, glass, dagger, ice pick, etc.)

3c. Other Dangerous Weapon - All robberies or attempted robberies when any other object or thing is used as a weapon. (This includes clubs, bricks, jack handles, explosives, acid, etc.)

3d. Strong Arm-Hands, Fists, Feet, etc. - All robberies which include mugging and similar offenses where no weapon is used, but strong-arm tactics are employed to deprive the victim of his property. This is limited to hands, arms, fists, feet, etc. As in armed robbery, all attempts are included.

4. ASSAULT

An assault is an attempt or offer, with unlawful force or violence, to do physical injury to another.

General Rule - All assaults will be classified in the following categories excluding assaults with intent to rob or rape.

- 4a. Gun - All assaults and attempted assaults involving the use of any type of firearm (revolvers, automatic pistols, shotguns, zip guns, etc.)
- 4b. Knife or Cutting Instrument - All assaults and attempted assaults, involving the use of cutting or stabbing objects (knife, razor, hatchet, axe, scissors, glass, dagger, ice pick, etc.)
- 4c. Other Dangerous Weapon - All assaults or attempted assaults when any other object or thing is used as a weapon (clubs, bricks, jack handles, explosives, acid, poison, burning, and cases of attempted drowning, etc.)
- 4d. Hands, Fists, Feet, Etc. - Aggravated Assaults which are of an aggravated nature when hands, fists, feet, etc., are used. To be classified as aggravated assault, the attack must result in serious injury.

5. BURGLARY

Breaking and Entering - Unlawful entry or attempted forcible entry of any structure to commit a felony or larceny.

Note: For Uniform Crime Reporting purposes the terms "Burglary" and "Breaking and Entering" are considered synonymous. All such offenses and attempts are scored as burglary. Breaking and Entering of a motor vehicle is classified as a larceny for Uniform Crime Reporting purposes.

General Rule - Any unlawful entry or attempted forcible entry of any dwelling house, attached structure, public building, shop, office, factory, storehouse, apartment, house trailer (considered to be a permanent structure), warehouse, mill, barn, camp, other building, ship or railroad car.

- 5a. Forcible Entry - All offenses where force of any kind is used to enter unlawfully a locked structure, with intent to steal or commit a felony. This includes entry by use of a master key, celluloid, or other device that leaves no outward mark but is used to open a lock. Concealment inside a building, followed by the breaking out of the structure is also included.
- 5b. Unlawful Entry - No Force - Any unlawful entry without any evidence of forcible entry.
- 5c. Attempted Forcible Entry - When determined that forcible entry has been attempted.

6. LARCENY-THEFT (except auto theft)

The unlawful taking of the property of another with intent to deprive him of ownership.

General Rule - All larcenies and thefts resulting from pocket-picking, purse-snatching, shoplifting, larceny from auto, larceny of auto parts and accessories, theft of bicycles, larceny from buildings, and from coin-operated machines. Any theft that is not a robbery or the result of breaking and entering is included. Embezzlement, larceny by bailee, fraud or bad check cases is excluded.

7. MOTOR VEHICLE THEFT

The larceny or attempted larceny of a motor vehicle.

General Rule - This classification includes the theft or attempted theft of a motor vehicle which, for Uniform Crime Reporting designation, is described as a self-propelled vehicle that runs on the surface of the land and not on rails. Excludes reported offenses where there is a lawful access to the vehicle, such as a family situation or unauthorized use by others with lawful access to the vehicle (chauffeur, employees, etc.) Includes "Joy Riding." Excluded from this category are airplanes, boats, farm equipment and heavy construction vehicles, which are scored in the larceny category.

8. ARSON

The willful or malicious burning to defraud, a dwelling house, church, college, jail, meeting house, public building, or any building, ship or vessel, motor vehicle or aircraft, contents of buildings, personal property of another, goods or chattels, crops, trees, fences, gates, lumber, woods, bogs, marshes, meadows, etc., are scored as arson.

Include all arrests for violations of state laws and municipal ordinances relating to arson and attempted arson.

PART II OFFENSES

The Part II offenses encompass all other crime classifications outside of those defined as Part I offenses. In November 1932, the national UCR Program adopted a Standard Classification of Offenses for the compilation of criminal statistics. This classification was devised and adopted in order that law enforcement, judicial and penal statistics might be uniformly compiled in terms of a single classification of offenses. The definitions of the Part II offenses that follow include some of the offense titles described in NRS and in county or municipal code. These titles have been included as descriptive data to aid in determining the offenses that are included or excluded from each classification.

9. OTHER ASSAULTS

Assaults and attempted assaults where no weapon was used or which did not result in serious or aggravate injury to the victim are included as other assaults.

Examples of local jurisdiction offense titles that would be included in "other assaults" are:

- A. Simple assault
- B. Minor assault
- C. Assault and battery
- D. Injury by culpable negligence
- E. Resisting or obstructing an officer
- F. Intimidation
- G. Coercion
- H. Hazing
- I. Attempts to commit the above

10. FORGERY AND COUNTERFEITING

In the majority of states, forgery and counterfeiting are treated as allied offenses. Placed in this class are all offenses dealing with the making, altering, uttering or possessing, with intent to defraud, anything false in the semblance of that which is true. Including:

- A. Altering or forging public or other records
- B. Making, altering, forging or counterfeiting bills, notes, drafts, tickets, checks, credit cards, etc.
- C. Forging wills, deeds, bonds, seals, trademarks, etc.
- D. Counterfeiting coins, plates, bank notes, checks, etc.
- E. Possessing or uttering forged or counterfeited instruments
- F. Erasures
- G. Signing the name of another or fictitious person with intent to defraud
- H. Using forged labels
- I. Possession, manufacture, etc., of counterfeiting apparatus
- J. Selling goods with altered, forged, or counterfeited trademarks
- K. All attempts to commit above

11. FRAUD

Fraudulent conversion and obtaining money or property by false pretense. Include:

- A. Bad checks, except forgeries or counterfeiting
- B. Confidence games
- C. Leaving full-service gas station without paying attendant
- D. Unauthorized withdrawal of money from an automatic teller machine
- E. Attempts to commit the above

12. EMBEZZLEMENT

Misappropriation or misapplication of money or property entrusted to one's care, custody or control. Attempts are included.

13. STOLEN PROPERTY; BUYING, RECEIVING, POSSESSING

Included in this class are all offenses of buying, receiving, and possessing stolen property, as well as all attempts to commit any of these offenses.

14. VANDALISM

Vandalism consists of the willful or malicious destruction, injury, disfigurement or defacement of any public or private property, real or personal, without consent of the owner or person having custody or control by cutting, tearing, breaking, marking, painting, covering with filth, or any other such means as may be specified by local law. This offense covers a wide range of malicious behavior directed at property, such as: cutting auto tires, drawing obscene pictures on public restrooms walls, smashing windows, destroying school records, tipping over gravestones, defacing library books, etc. Attempts are included.

15. WEAPONS; CARRYING, POSSESSING, CONCEALING

This class deals with weapons offenses, regulatory in nature such as:

- A. Manufacture, sale, or possession of deadly weapons
- B. Carrying deadly weapons, concealed or openly
- C. Using, manufacturing, etc., silencers
- D. Furnishing deadly weapons to minors
- E. Aliens possessing deadly weapons
- F. All attempts to commit any of the above

16. PROSTITUTION & COMMERCIALIZED VICE

Included in this class are sex offenses of a commercialized nature such as:

- A. Prostitution
- B. Keeping a bawdyhouse, disorderly house or house of ill repute
- C. Pandering, procuring, transporting or detaining women for immoral purposes
- D. All attempts to commit the above

17. SEX OFFENSES (except forcible rape, prostitution, commercialized vice)

Includes offenses against chastity, common decency, morals, and the like, such as:

- A. Adultery and fornication
- B. Buggery

- C. Incest
- D. Indecent exposure
- E. Indecent liberties
- F. Seduction
- G. Sodomy or crime against nature
- H. Statutory rape - (no force)
- I. All attempts to commit any of the above

18. DRUG ABUSE VIOLATIONS

Drug abuse violation arrests are requested on the basis of the narcotics used. Included are all arrests for violations of state and local ordinances, specifically those relating to the unlawful possession, sale, use, growing, manufacturing and making of narcotic drugs.

SALE / MANUFACTURING

- A. Opium or cocaine and their derivatives (morphine, heroin, codeine)
- B. Marijuana
- C. Synthetic narcotics - manufactured narcotics which can cause true drug addiction (Demerol, Methadones)
- D. Dangerous non-narcotic drugs (barbiturates, Benzedrine)

POSSESSION

- E. Opium or cocaine and their derivatives (morphine, heroin, codeine)
- F. Marijuana
- G. Synthetic narcotics - manufactured narcotics which can cause true drug addiction (Demerol, Methadones)
- H. Dangerous non-narcotic drugs (barbiturates, Benzedrine)

Includes all attempts to sell, manufacture, or possess any of the above

19. GAMBLING

All charges which relate to promoting, permitting or engaging in gambling. To provide a more refined collection of gambling arrests, the following break- downs are furnished:

- A. Bookmaking (horse and sport books)
- B. Numbers and lottery
- C. All other

20. OFFENSES AGAINST FAMILY & CHILDREN

Included are all charges of non-support and neglect of family and children, such as:

- A. Desertion, abandonment, or non-support of spouse or child
- B. Neglect or abuses of spouse or child (if injury is serious, score as aggravated assault)
- C. Non-payment of alimony
- D. All attempts to commit any of the above

Note: Not counted are victims of these charges who are merely taken into custody for their own protection.

21. DRIVING UNDER THE INFLUENCE

This class is limited to the driving or operating of any vehicle while drunk or under the influence of liquor or narcotic drugs. It includes:

- A. Operating a motor vehicle while under the influence
- B. Operating an engine, train, streetcar, boat, etc., while under the influence

22. LIQUOR LAWS

With the exception of "Drunkenness" (offense 23) and "Driving under the Influence" (offense 21), liquor law violations, state or local, are placed in this class, excluding federal violations. It includes:

- A. Manufacturing, sale, transportation, furnishing, possessing, etc., intoxicating liquor
- B. Maintaining unlawful drinking places
- C. Bootlegging
- D. Operating a still
- E. Furnishing liquor to a minor or intemperate person
- F. Using a vehicle for illegal transportation of liquor
- G. Drinking on train or public conveyance
- H. All attempts to commit any of the above

23. DRUNKENNESS

Included in this class are all offenses of drunkenness or intoxication, with the exception of "Driving under the Influence" (offense 21).

- A. Drunkenness
- B. Drunk and disorderly
- C. Common or habitual drunkard
- D. Intoxication

24. DISORDERLY CONDUCT

In this class are placed all charges of committing a breach of the peace. Include:

- A. Affray
- B. Unlawful assembly
- C. Disturbing the peace
- D. Disturbing meetings
- E. Disorderly conduct in state institutions, at court, at fairs, on trains or public conveyances, etc.
- F. Blasphemy, profanity, and obscene language
- G. Desecrating the flag
- H. Refusing to assist an officer
- I. All attempts to commit the above

25. VAGRANCY

Persons prosecuted on the charge of being, "a suspicious person, etc.," are included in this class. Include:

- A. Vagrancy
- B. Begging
- C. Loitering, (persons 18 and over)
- D. Vagabondage

26. ALL OTHER OFFENSES

Included in this class are all other state or local offenses (except traffic violations) not included in offenses 1 through 25.

- A. Admitting minors to improper places
- B. Abduction and compelling to marry
- C. Bigamy and polygamy
- D. Blackmail and extortion

- E. Bribery
- F. Combination in restraint of trade; trusts, monopolies
- G. Contempt of court
- H. Criminal anarchism
- I. Criminal syndicalism
- J. Discrimination, unfair competition
- K. Kidnapping
- L. Marriage within prohibited degrees
- M. Offenses contributing to juvenile delinquency (except as provided for in offenses 1 to 25), such as employment of children in immoral vocations or practices, admitting minors to improper places
- N. Perjury and subornation of perjury
- O. Possession, repair, manufacture, etc. of burglar's tools
- P. Possession of drug paraphernalia
- Q. Possession or sale of obscene literature, pictures, etc.
- R. Public nuisances
- S. Riot and rout
- T. Trespass
- U. Unlawfully bringing weapons into prisons or hospitals
- V. Unlawfully bringing drugs or liquor into state prisons, hospitals, etc.; furnishing to convicts
- W. Unlawful disinterment of the dead and violation of sepulture
- X. Unlawful use, possession, etc. of explosives
- Y. Violations of state regulatory laws and municipal ordinances
- Z. Violation of quarantine
- AA. All offenses not otherwise classified and all attempts to commit any of the above

27. SUSPICION

While "suspicion" is not an offense, it is the grounds for many arrests in those jurisdictions where the law permits. After examination by law enforcement officers, the prisoner is either formally charged or released. Those formally charged are entered in one of the Part I or Part II offense classes. This class is limited to "suspicion" arrests where persons arrested are released by police.

28. CURFEW AND LOITERING LAWS (persons under 18)

Contains all arrests made for violations of local curfew or loitering ordinances where such laws exist.

29. RUNAWAY (persons under 18)

For purposes of the UCR program, reported in this category are apprehensions for protective custody as defined by local statute. Arrests of runaways from one jurisdiction by another agency are counted by the home jurisdiction. Protective custody actions with respect to runaways taken for other jurisdictions are not included.

CALCULATION OF RATES

The Uniform Crime Reporting Program provides data for police executives to measure local problems. To facilitate this function, local data must be converted into terms of rates and percentages. Simple formulas are displayed here which may assist in these computations.

CRIME RATES

One of the most meaningful crime statistics is the crime rate. This is the number of Part I offenses per 1,000 inhabitants. This rate can be calculated for any city, town or county.

To compute crime rates, divide the community population by 1,000 and divide the number of offenses in each class by that number. The answer is the number of offenses per 1,000 population and is the crime rate for that particular offense.

Example:

- a. Population - 75,000
- b. Number of burglaries - 215
Divide: 75,000 by 1,000 = 75.0
Divide: 215 by 75.0 = 2.87
The crime rate for burglary is 2.87 per 1,000 inhabitants.

CLEARANCE RATES

The percentage of crimes cleared is obtained by dividing the number of offenses cleared by the number of offenses known. This answer is then multiplied by 100.

Example:

- a. Number of clearances in robbery - 38
- b. Number of total robberies - 72
Divide: 38 by 72 = 0.528
Multiply: 0.528 by 100 = 52.8
The clearance rate for robbery is 52.8%.

CRIME TREND DATA

Local agencies can compute crime trends for a given offense for their individual agency for a particular period of time.

Example:

- a. Auto thefts in your jurisdiction for July through December last year numbered 21.
- b. Auto thefts in your jurisdiction for July through December this year numbered 29.
Subtract: 29-21 = 8, notice that 8 is an increase over the past year.
Divide: 8 by 21 = 0.38, always divide the difference by the total in the earlier time period.
Multiply: 0.38 x 100 = 38.0

Your trend in auto theft is a 38.0% increase for the last six months of this year compared to the last six months of last year.

POLICE EMPLOYEE DATA

Police employee rates are expressed as the number of employees per 1,000 population. To compute this rate, divide the population by 1,000 and divide the number of enforcement employees by this number.


Example:

- a. Your jurisdiction's population - 75,000
- b. Your agency's number of employees - 102
Divide: 75,000 by 1,000 = 75
Divide: 102 by 75 = 1.36
Your employee rate is 1.36 employees per 1,000 population.

DOMESTIC VIOLENCE



VARIOUS LAW ENFORCEMENT MEANS OF PATROL



The NHP flight operations unit consists of three fixed wing, single engine Cessna airplanes. Based at the Carson City airport is a turbocharged 1977 Cessna 210 Centurion. Hangered at the North Las Vegas airport is our 1982 Cessna 182 Skylane RG. Based at the Elko Regional airport is a 1984 Cessna 172 RG Cutlass. All airplanes are IFR GPS equipped and all have TCAD (Traffic Collision Avoidance Devices) installed.

These airplanes are used for traffic patrol over Nevada's highways, performing traffic enforcement, locating traffic crashes and motorists in need of assistance.

Prisoners are transported across the state by aircraft; freeing ground based troopers from this task allowing them to remain on their beats patrolling the highways and assisting the public.

Command personnel can quickly be transported to disaster areas to assess and direct emergency operations. The recent earthquake in Wells is an example of this function.

Additionally, these planes are commonly used to monitor vehicle pursuits, providing invaluable bird's eye information about conditions affecting officer and public safety.

We provide air support and surveillance for allied agencies, assist in search and rescue operations and are available for emergency blood and organ transportation for hospitals.



This page was intentionally left blank

Jim Gibbons
Governor



Jearld Hafen
Director

Patrick J. Conmay
Division Chief

Records and Technology Division

333 West Nye Lane, Suite 100
Carson City, Nevada 89706
Telephone (775) 684-6262 – Fax (775) 684-6265
www.nvrepository.state.nv.us

The domestic violence data presented is based upon information from the following law enforcement agencies:

Carson City

Carson City Sheriff's Office

Churchill County

Churchill County Sheriff's Office
Fallon Police Department

Clark County

Boulder City Police Department
Henderson Police Department
Las Vegas Metro Police Department
Mesquite Police Department
North Las Vegas Police Department
UNLV Police Department

Douglas County

Douglas County Sheriff's Office

Elko County

Carlin Police Department
Elko Police Department
West Wendover Police Department

Esmeralda County

Esmeralda County Sheriff's Office

Eureka County

Eureka County Sheriff's Office

Humboldt County

Humboldt County Sheriff's Office
Winnemucca Police Department

Lander County

Lander County Sheriff's Office

Domestic violence data from law enforcement agencies continued:

Lincoln County

Lincoln County Sheriff's Office

Lyon County

Lyon County Sheriff's Office

Yerington Police Department

Mineral County

Mineral County Sheriff's Office

Nye County

Nye County Sheriff's Office

Pershing County

Pershing County Sheriff's Office

Lovelock Police Department

Storey County

Storey County Sheriff's Office

Washoe County

Washoe County Sheriff's Office

Reno Police Department

Sparks Police Department

TMCC Police Department

White Pine County

White Pine County Sheriff's Office

**STATE OF NEVADA
DOMESTIC VIOLENCE DATA COLLECTION**



AGENCY: _____ Totals for Arrests _____

MONTH/YEAR: _____ 2009 _____

ARRESTEE INFORMATION

Male Aggressors

Number of Males Arrested	9131
Number of Males Not Arrested	8415
Total	17546

Mitigating Circumstances for Not Arrested

Aggressor undetermined	699
Gone upon arrival	5801
No evidence of injury	1776
Not reported within 24 hours	323
Other	431
Unknown	29
	0
	0
Total	9059

***Other Males Arrested at the Scene
(i.e. not part of the domestic relationship)***

Number of Other Males Arrested	224
--------------------------------	-----

Female Aggressors

Number of Females Arrested	4091
Number of Females Not Arrested	2504
Total	6595

Mitigating Circumstances for Not Arrested

Aggressor undetermined	358
Gone upon arrival	1098
No evidence of injury	454
Not reported within 24 hours	68
Other	98
Unknown	19
	0
	0
Total	2095

***Other Females Arrested at the Scene
(i.e. not part of the domestic relationship)***

Number of Other Females Arrested	122
----------------------------------	-----

**STATE OF NEVADA
DOMESTIC VIOLENCE DATA COLLECTION**



AGENCY: Totals for General

MONTH/YEAR: 2009

GENERAL INFORMATION

Time of Day

0000-0259	4510
0300-0559	2240
0600-0859	1844
0900-1159	2567
1200-1459	3151
1500-1759	4152
1800-2059	5055
2100-2359	5376
Unknown	59
TOTAL	28954

Number of Children Present

ages 0-3	3457
ages 4-6	2008
ages 7-9	1581
ages 10-12	1630
ages 13-15	1822
ages 16-18	1429
age unknown	133
TOTAL	12060

Weapon Used

Blunt Object	285
Handgun	85
Hands/Fist/Feet	7912
Knife/Cutting Inst	274
Other Firearm	20
Other Weapon	497
Unknown	363
TOTAL	9436

Victim Relationship to Offender

Cohabitant	16631
Spouse	4456
Dating	12722
Child in Common	6465
Blood Relative	3795
Parent	2840
Child	1646
Former Spouse	516
Former Dating	675
Former Cohabitant	2587
Related by Marriage	2918
TOTAL	55252

Number of Mutual Combatant Incidents

Number of Incidents	2980
---------------------	------

**STATE OF NEVADA
DOMESTIC VIOLENCE DATA COLLECTION**

AGENCY: Totals for Offenders

MONTH/YEAR: 2009



OFFENDER INFORMATION

MALE OFFENDER

Age	Total	Race	Total
Under 18	1383	White	14085
18-24	4420	Black	6114
25-34	6610	Am Indian	191
35-44	4752	Asian	602
45-54	2977	Unknown	130
55-64	816		
65 over	566	Ethnicity	
Unknown	90	Hispanic	5471
TOTAL	21614		21531

Injuries	Total	Medical	Total
Minor	1000	1st Aid	115
Moderate	99	Hospital	144
No Visible	3704	None	2412
Severe	21	Refused	2573

	Total
Alcohol/Drug Use Suspected	3704
DV Card Given	2139
PO in Effect	57

FEMALE OFFENDER

Age	Total	Race	Total
Under 18	973	White	6798
18-24	2232	Black	2366
25-34	2685	Am Indian	102
35-44	2054	Asian	432
45-54	1276	Unknown	46
55-64	318		
65 over	188	Ethnicity	
Unknown	24	Hispanic	1921
TOTAL	9750		9744

Injuries	Total	Medical	Total
Minor	555	1st Aid	81
Moderate	91	Hospital	106
No Visible	1621	None	1125
Severe	8	Refused	1689

	Total
Alcohol/Drug Use Suspected	1572
DV Card Given	2348
PO in Effect	28

**STATE OF NEVADA
DOMESTIC VIOLENCE DATA COLLECTION**

AGENCY: Totals for Victims

MONTH/YEAR: 2009



VICTIM INFORMATION

MALE VICTIMS

Age	Total	Race	Total
Under 18	957	White	8562
18-24	2048	Black	2540
25-34	3023	Am Indian	93
35-44	2525	Asian	352
45-54	1956	Unknown	76
55-64	730		0
65 over	388	Ethnicity	
Unknown	8	Hispanic	2548
TOTAL	11635		11740

Injuries	Total	Medical	Total
Minor	1615	1st Aid	187
Moderate	312	Hospital	216
No Visible	1758	None	1144
Severe	50	Refused	3222

	Total
Alcohol/Drug Use Suspected	2154
DV Card Given	7284
PO in Effect	58

FEMALE VICTIMS

Age	Total	Race	Total
Under 18	1211	White	16832
18-24	5918	Black	5365
25-34	6920	Am Indian	200
35-44	5202	Asian	941
45-54	2975	Unknown	132
55-64	863		0
65 over	401	Ethnicity	0
Unknown	5601	Hispanic	9692
TOTAL	29091		23470

Injuries	Total	Medical	Total
Minor	3251	1st Aid	431
Moderate	820	Hospital	626
No Visible	3884	None	2435
Severe	153	Refused	7530

	Total
Alcohol/Drug Use Suspected	3457
DV Card Given	17196
PO in Effect	176

STATE OF NEVADA
DOMESTIC VIOLENCE DATA COLLECTION

AGENCY: Carson City

MONTH/YEAR: 2009



ARRESTEE INFORMATION

Male Aggressors

Number of Males Arrested	70
Number of Males Not Arrested	83
Total	153

Mitigating Circumstances for Not Arrested

Aggressor undetermined	0
Gone upon arrival	0
No evidence of injury	0
Not reported within 24 hours	0
Other	0
Unknown	0
	0
	0
Total	0

***Other Males Arrested at the Scene
(i.e. not part of the domestic relationship)***

Number of Other Males Arrested	0
--------------------------------	---

Female Aggressors

Number of Females Arrested	33
Number of Females Not Arrested	28
Total	61

Mitigating Circumstances for Not Arrested

Aggressor undetermined	0
Gone upon arrival	0
No evidence of injury	0
Not reported within 24 hours	0
Other	0
Unknown	0
	0
	0
Total	0

***Other Females Arrested at the Scene
(i.e. not part of the domestic relationship)***

Number of Other Females Arrested	0
----------------------------------	---

**STATE OF NEVADA
DOMESTIC VIOLENCE DATA COLLECTION**

AGENCY: Carson City

MONTH/YEAR: 2009



GENERAL INFORMATION

Time of Day

0000-0259	21
0300-0559	14
0600-0859	18
0900-1159	20
1200-1459	15
1500-1759	34
1800-2059	32
2100-2359	46
TOTAL	200

Number of Children Present

ages 0-3	62
ages 4-6	21
ages 7-9	16
ages 10-12	12
ages 13-15	7
ages 16-18	17
age unknown	0
TOTAL	135

Weapon Used

Blunt Object	6
Handgun	14
Hands/Fist/Feet	165
Knife/Cutting Inst	10
Other Firearm	0
Other Weapon	2
Unknown	6
TOTAL	203

Victim Relationship to Offender

Cohabitant	78
Spouse	38
Dating	56
Child in Common	51
Blood Relative	39
Parent	29
Child	12
Former Spouse	5
Former Dating	10
Former Cohabitant	1
Related by Marriage	4
TOTAL	323

Number of Mutual Combatant Incidents

Number of Incidents	19
---------------------	----

**STATE OF NEVADA
DOMESTIC VIOLENCE DATA COLLECTION**

AGENCY: Carson City

MONTH/YEAR: 2009



OFFENDER INFORMATION

MALE OFFENDER

Age	Total	Race	Total
Under 18	9	White	131
18-24	31	Black	4
25-34	38	Am Indian	8
35-44	40	Asian	0
45-54	18	Unknown	1
55-64	9		
65 over	1	Ethnicity	
Unknown	1	Hispanic	3
TOTAL	147		144

Injuries	Total	Medical	Total
Minor	28	1st Aid	1
Moderate	1	Hospital	3
No Visible	83	None	76
Severe	1	Refused	33

	Total
Alcohol/Drug Use Suspected	62
DV Card Given	18
PO in Effect	0

FEMALE OFFENDER

Age	Total	Race	Total
Under 18	7	White	56
18-24	19	Black	2
25-34	10	Am Indian	1
35-44	18	Asian	1
45-54	8	Unknown	0
55-64	3		
65 over	1	Ethnicity	
Unknown	1	Hispanic	2
TOTAL	67		60

Injuries	Total	Medical	Total
Minor	21	1st Aid	1
Moderate	0	Hospital	2
No Visible	42	None	35
Severe	0	Refused	34

	Total
Alcohol/Drug Use Suspected	21
DV Card Given	12
PO in Effect	0

**STATE OF NEVADA
DOMESTIC VIOLENCE DATA COLLECTION**

AGENCY: **Carson City**

MONTH/YEAR: **2009**



VICTIM INFORMATION

MALE VICTIMS

Age	Total	Race	Total
Under 18	4	White	64
18-24	11	Black	2
25-34	15	Am Indian	2
35-44	18	Asian	0
45-54	11	Unknown	1
55-64	8		0
65 over	2	Ethnicity	
Unknown	0	Hispanic	3
TOTAL	69		69

Injuries	Total	Medical	Total
Minor	29	1st Aid	4
Moderate	3	Hospital	4
No Visible	35	None	29
Severe	0	Refused	28

	Total
Alcohol/Drug Use Suspected	20
DV Card Given	37
PO in Effect	0

FEMALE VICTIMS

Age	Total	Race	Total
Under 18	7	White	143
18-24	45	Black	0
25-34	29	Am Indian	6
35-44	27	Asian	2
45-54	34	Unknown	1
55-64	10		0
65 over	1	Ethnicity	0
Unknown	37	Hispanic	43
TOTAL	153		152

Injuries	Total	Medical	Total
Minor	81	1st Aid	5
Moderate	8	Hospital	4
No Visible	56	None	59
Severe	2	Refused	80

	Total
Alcohol/Drug Use Suspected	45
DV Card Given	76
PO in Effect	1

**STATE OF NEVADA
DOMESTIC VIOLENCE DATA COLLECTION**

AGENCY: Churchill County

MONTH/YEAR: 2009



ARRESTEE INFORMATION

Male Aggressors

Number of Males Arrested	41
Number of Males Not Arrested	57
Total	98

Mitigating Circumstances for Not Arrested

Aggressor undetermined	25
Gone upon arrival	6
No evidence of injury	20
Not reported within 24 hours	4
Other	7
Unknown	0
	0
	0
Total	62

***Other Males Arrested at the Scene
(i.e. not part of the domestic relationship)***

Number of Other Males Arrested	2
--------------------------------	---

Female Aggressors

Number of Females Arrested	12
Number of Females Not Arrested	39
Total	51

Mitigating Circumstances for Not Arrested

Aggressor undetermined	26
Gone upon arrival	4
No evidence of injury	7
Not reported within 24 hours	1
Other	4
Unknown	0
	0
	0
Total	42

***Other Females Arrested at the Scene
(i.e. not part of the domestic relationship)***

Number of Other Females Arrested	0
----------------------------------	---

**STATE OF NEVADA
DOMESTIC VIOLENCE DATA COLLECTION**

AGENCY: Churchill County

MONTH/YEAR: 2009



GENERAL INFORMATION

Time of Day

0000-0259	17
0300-0559	4
0600-0859	6
0900-1159	9
1200-1459	15
1500-1759	18
1800-2059	30
2100-2359	23
TOTAL	123

Number of Children Present

ages 0-3	26
ages 4-6	19
ages 7-9	15
ages 10-12	18
ages 13-15	7
ages 16-18	8
age unknown	11
TOTAL	104

Weapon Used

Blunt Object	6
Handgun	7
Hands/Fist/Feet	106
Knife/Cutting Inst	3
Other Firearm	0
Other Weapon	8
Unknown	1
TOTAL	131

Victim Relationship to Offender

Cohabitant	21
Spouse	37
Dating	25
Child in Common	9
Blood Relative	12
Parent	12
Child	4
Former Spouse	1
Former Dating	4
Former Cohabitant	0
Related by Marriage	6
TOTAL	131

Number of Mutual Combatant Incidents

Number of Incidents	23
---------------------	----

**STATE OF NEVADA
DOMESTIC VIOLENCE DATA COLLECTION**

AGENCY: Churchill County

MONTH/YEAR: 2009



OFFENDER INFORMATION

MALE OFFENDER

Age	Total	Race	Total
Under 18	16	White	93
18-24	27	Black	6
25-34	23	Am Indian	2
35-44	21	Asian	1
45-54	12	Unknown	1
55-64	4		
65 over	0	Ethnicity	
Unknown	0	Hispanic	5
TOTAL	103		103

Injuries	Total	Medical	Total
Minor	32	1st Aid	5
Moderate	3	Hospital	1
No Visible	64	None	83
Severe	0	Refused	10

	Total
Alcohol/Drug Use Suspected	38
DV Card Given	17
PO in Effect	0

FEMALE OFFENDER

Age	Total	Race	Total
Under 18	1	White	51
18-24	8	Black	3
25-34	20	Am Indian	2
35-44	18	Asian	0
45-54	10	Unknown	1
55-64	0		
65 over	0	Ethnicity	
Unknown	0	Hispanic	2
TOTAL	57		57

Injuries	Total	Medical	Total
Minor	30	1st Aid	6
Moderate	4	Hospital	4
No Visible	23	None	38
Severe	0	Refused	7

	Total
Alcohol/Drug Use Suspected	24
DV Card Given	16
PO in Effect	0

**STATE OF NEVADA
DOMESTIC VIOLENCE DATA COLLECTION**

AGENCY: Churchill County

MONTH/YEAR: 2009



VICTIM INFORMATION

MALE VICTIMS

Age	Total	Race	Total
Under 18	5	White	48
18-24	7	Black	4
25-34	15	Am Indian	0
35-44	14	Asian	0
45-54	10	Unknown	3
55-64	2		0
65 over	1	Ethnicity	
Unknown	1	Hispanic	2
TOTAL	55		55

Injuries	Total	Medical	Total
Minor	37	1st Aid	10
Moderate	2	Hospital	1
No Visible	16	None	28
Severe	0	Refused	13

	Total
Alcohol/Drug Use Suspected	13
DV Card Given	30
PO in Effect	0

FEMALE VICTIMS

Age	Total	Race	Total
Under 18	9	White	91
18-24	20	Black	2
25-34	36	Am Indian	3
35-44	14	Asian	2
45-54	17	Unknown	1
55-64	2		0
65 over	2	Ethnicity	0
Unknown	22	Hispanic	23
TOTAL	100		99

Injuries	Total	Medical	Total
Minor	66	1st Aid	8
Moderate	5	Hospital	8
No Visible	29	None	66
Severe	0	Refused	18

	Total
Alcohol/Drug Use Suspected	18
DV Card Given	67
PO in Effect	0

STATE OF NEVADA
DOMESTIC VIOLENCE DATA COLLECTION

AGENCY: Clark County

MONTH/YEAR: 2009



ARRESTEE INFORMATION

Male Aggressors

Number of Males Arrested	6897
Number of Males Not Arrested	6502
Total	13399

Mitigating Circumstances for Not Arrested

Aggressor undetermined	369
Gone upon arrival	5470
No evidence of injury	1530
Not reported within 24 hours	235
Other	340
Unknown	15
	0
	0
Total	7959

***Other Males Arrested at the Scene
(i.e. not part of the domestic relationship)***

Number of Other Males Arrested	1
--------------------------------	---

Female Aggressors

Number of Females Arrested	3178
Number of Females Not Arrested	1557
Total	4735

Mitigating Circumstances for Not Arrested

Aggressor undetermined	97
Gone upon arrival	1024
No evidence of injury	343
Not reported within 24 hours	24
Other	44
Unknown	12
	0
	0
Total	1544

***Other Females Arrested at the Scene
(i.e. not part of the domestic relationship)***

Number of Other Females Arrested	0
----------------------------------	---

**STATE OF NEVADA
DOMESTIC VIOLENCE DATA COLLECTION**

AGENCY: Clark County

MONTH/YEAR: 2009



GENERAL INFORMATION

Time of Day

0000-0259	3900
0300-0559	1962
0600-0859	1604
0900-1159	2202
1200-1459	2671
1500-1759	3462
1800-2059	4170
2100-2359	4451
Unknown	31
TOTAL	24453

Number of Children Present

ages 0-3	2695
ages 4-6	1586
ages 7-9	1276
ages 10-12	1298
ages 13-15	1374
ages 16-18	1044
age unknown	85
TOTAL	9358

Weapon Used

Blunt Object	160
Handgun	45
Hands/Fist/Feet	4991
Knife/Cutting Inst	206
Other Firearm	14
Other Weapon	386
Unknown	321
TOTAL	6123

Victim Relationship to Offender

Cohabitant	15984
Spouse	3662
Dating	11950
Child in Common	6152
Blood Relative	3353
Parent	2513
Child	1430
Former Spouse	462
Former Dating	592
Former Cohabitant	2554
Related by Marriage	2812
TOTAL	51464

Number of Mutual Combatant Incidents

Number of Incidents	3174
---------------------	------

**STATE OF NEVADA
DOMESTIC VIOLENCE DATA COLLECTION**

AGENCY: Clark County

MONTH/YEAR: 2009



OFFENDER INFORMATION

MALE OFFENDER

Age	Total	Race	Total
Under 18	1111	White	11311
18-24	3736	Black	5819
25-34	5650	Am Indian	109
35-44	3969	Asian	558
45-54	2453	Unknown	106
55-64	671		
65 over	507	Ethnicity	
Unknown	84	Hispanic	4942
TOTAL	18181		18200

Injuries	Total	Medical	Total
Minor	454	1st Aid	77
Moderate	59	Hospital	104
No Visible	2351	None	905
Severe	9	Refused	2257

	Total
Alcohol/Drug Use Suspected	2823
DV Card Given	2018
PO in Effect	49

FEMALE OFFENDER

Age	Total	Race	Total
Under 18	749	White	5460
18-24	1902	Black	2282
25-34	2305	Am Indian	45
35-44	1734	Asian	394
45-54	1064	Unknown	28
55-64	267		
65 over	166	Ethnicity	
Unknown	22	Hispanic	1741
TOTAL	8209		8209

Injuries	Total	Medical	Total
Minor	246	1st Aid	49
Moderate	68	Hospital	78
No Visible	1020	None	475
Severe	5	Refused	1495

	Total
Alcohol/Drug Use Suspected	1223
DV Card Given	2217
PO in Effect	21

**STATE OF NEVADA
DOMESTIC VIOLENCE DATA COLLECTION**

AGENCY: **Clark County**

MONTH/YEAR: **2009**



VICTIM INFORMATION

MALE VICTIMS

Age	Total	Race	Total
Under 18	708	White	6787
18-24	1685	Black	2415
25-34	2552	Am Indian	49
35-44	2124	Asian	318
45-54	1601	Unknown	44
55-64	603		0
65 over	334	Ethnicity	
Unknown	5	Hispanic	2250
TOTAL	9612		9613

Injuries	Total	Medical	Total
Minor	617	1st Aid	137
Moderate	90	Hospital	182
No Visible	1047	None	594
Severe	28	Refused	2818

	Total
Alcohol/Drug Use Suspected	1878
DV Card Given	6786
PO in Effect	48

FEMALE VICTIMS

Age	Total	Race	Total
Under 18	945	White	13077
18-24	4889	Black	5148
25-34	5711	Am Indian	95
35-44	4321	Asian	824
45-54	2367	Unknown	82
55-64	672		0
65 over	327	Ethnicity	0
Unknown	4568	Hispanic	8164
TOTAL	19241		19226

Injuries	Total	Medical	Total
Minor	1363	1st Aid	326
Moderate	252	Hospital	498
No Visible	2370	None	1277
Severe	51	Refused	6637

	Total
Alcohol/Drug Use Suspected	3005
DV Card Given	15807
PO in Effect	164

STATE OF NEVADA
DOMESTIC VIOLENCE DATA COLLECTION

AGENCY: Douglas County

MONTH/YEAR: 2009



ARRESTEE INFORMATION

Male Aggressors

Number of Males Arrested	106
Number of Males Not Arrested	67
Total	173

Mitigating Circumstances for Not Arrested

Aggressor undetermined	14
Gone upon arrival	21
No evidence of injury	16
Not reported within 24 hours	4
Other	11
Unknown	9
	0
	0
Total	75

***Other Males Arrested at the Scene
(i.e. not part of the domestic relationship)***

Number of Other Males Arrested	0
--------------------------------	---

Female Aggressors

Number of Females Arrested	48
Number of Females Not Arrested	47
Total	95

Mitigating Circumstances for Not Arrested

Aggressor undetermined	20
Gone upon arrival	7
No evidence of injury	11
Not reported within 24 hours	2
Other	8
Unknown	7
	0
	0
Total	55

***Other Females Arrested at the Scene
(i.e. not part of the domestic relationship)***

Number of Other Females Arrested	0
----------------------------------	---

**STATE OF NEVADA
DOMESTIC VIOLENCE DATA COLLECTION**

AGENCY: Douglas County

MONTH/YEAR: 2009



GENERAL INFORMATION

Time of Day

0000-0259	29
0300-0559	15
0600-0859	15
0900-1159	16
1200-1459	26
1500-1759	32
1800-2059	61
2100-2359	62
TOTAL	256

Number of Children Present

ages 0-3	59
ages 4-6	42
ages 7-9	19
ages 10-12	14
ages 13-15	28
ages 16-18	8
age unknown	0
TOTAL	170

Weapon Used

Blunt Object	12
Handgun	3
Hands/Fist/Feet	239
Knife/Cutting Inst	0
Other Firearm	0
Other Weapon	4
Unknown	3
TOTAL	261

Victim Relationship to Offender

Cohabitant	40
Spouse	74
Dating	52
Child in Common	16
Blood Relative	34
Parent	23
Child	22
Former Spouse	2
Former Dating	6
Former Cohabitant	0
Related by Marriage	4
TOTAL	273

Number of Mutual Combatant Incidents

Number of Incidents	35
---------------------	----

**STATE OF NEVADA
DOMESTIC VIOLENCE DATA COLLECTION**

AGENCY: Douglas County

MONTH/YEAR: 2009



OFFENDER INFORMATION

MALE OFFENDER

Age	Total	Race	Total
Under 18	19	White	159
18-24	25	Black	4
25-34	46	Am Indian	5
35-44	45	Asian	1
45-54	27	Unknown	1
55-64	3		
65 over	5	Ethnicity	
Unknown	0	Hispanic	24
TOTAL	170		170

Injuries	Total	Medical	Total
Minor	46	1st Aid	4
Moderate	1	Hospital	4
No Visible	101	None	114
Severe	1	Refused	32

	Total
Alcohol/Drug Use Suspected	107
DV Card Given	13
PO in Effect	6
	0

FEMALE OFFENDER

Age	Total	Race	Total
Under 18	12	White	92
18-24	22	Black	2
25-34	22	Am Indian	2
35-44	17	Asian	0
45-54	17	Unknown	1
55-64	3		
65 over	4	Ethnicity	
Unknown	0	Hispanic	4
TOTAL	97		97

Injuries	Total	Medical	Total
Minor	26	1st Aid	1
Moderate	5	Hospital	3
No Visible	57	None	54
Severe	0	Refused	30

	Total
Alcohol/Drug Use Suspected	49
DV Card Given	9
PO in Effect	3
	0

**STATE OF NEVADA
DOMESTIC VIOLENCE DATA COLLECTION**

AGENCY: **Douglas County**

MONTH/YEAR: **2009**



VICTIM INFORMATION

MALE VICTIMS

Age	Total	Race	Total
Under 18	11	White	104
18-24	16	Black	1
25-34	27	Am Indian	0
35-44	13	Asian	0
45-54	25	Unknown	0
55-64	9		0
65 over	4	Ethnicity	
Unknown	0	Hispanic	5
TOTAL	105		105

Injuries	Total	Medical	Total
Minor	57	1st Aid	3
Moderate	4	Hospital	2
No Visible	42	None	49
Severe	0	Refused	43

	Total
Alcohol/Drug Use Suspected	55
DV Card Given	67
PO in Effect	6

FEMALE VICTIMS

Age	Total	Race	Total
Under 18	14	White	145
18-24	37	Black	1
25-34	41	Am Indian	6
35-44	24	Asian	4
45-54	26	Unknown	5
55-64	13		0
65 over	6	Ethnicity	0
Unknown	48	Hispanic	54
TOTAL	161		161

Injuries	Total	Medical	Total
Minor	84	1st Aid	14
Moderate	11	Hospital	6
No Visible	64	None	70
Severe	0	Refused	71

	Total
Alcohol/Drug Use Suspected	63
DV Card Given	106
PO in Effect	5

STATE OF NEVADA
DOMESTIC VIOLENCE DATA COLLECTION

AGENCY: Elko County

MONTH/YEAR: 2009



ARRESTEE INFORMATION

Male Aggressors

Number of Males Arrested	115
Number of Males Not Arrested	106
Total	221

Mitigating Circumstances for Not Arrested

Aggressor undetermined	35
Gone upon arrival	33
No evidence of injury	39
Not reported within 24 hours	8
Other	11
Unknown	0
	0
	0
Total	126

***Other Males Arrested at the Scene
(i.e. not part of the domestic relationship)***

Number of Other Males Arrested	3
--------------------------------	---

Female Aggressors

Number of Females Arrested	36
Number of Females Not Arrested	51
Total	87

Mitigating Circumstances for Not Arrested

Aggressor undetermined	37
Gone upon arrival	8
No evidence of injury	9
Not reported within 24 hours	4
Other	6
Unknown	0
	0
	0
Total	64

***Other Females Arrested at the Scene
(i.e. not part of the domestic relationship)***

Number of Other Females Arrested	0
----------------------------------	---

**STATE OF NEVADA
DOMESTIC VIOLENCE DATA COLLECTION**

AGENCY: Elko County

MONTH/YEAR: 2009



GENERAL INFORMATION

Time of Day

0000-0259	53
0300-0559	36
0600-0859	9
0900-1159	18
1200-1459	33
1500-1759	47
1800-2059	56
2100-2359	57
TOTAL	309

Number of Children Present

ages 0-3	82
ages 4-6	54
ages 7-9	21
ages 10-12	20
ages 13-15	21
ages 16-18	19
age unknown	6
TOTAL	223

Weapon Used

Blunt Object	13
Handgun	0
Hands/Fist/Feet	292
Knife/Cutting Inst	8
Other Firearm	0
Other Weapon	7
Unknown	6
TOTAL	326

Victim Relationship to Offender

Cohabitant	89
Spouse	90
Dating	43
Child in Common	38
Blood Relative	26
Parent	22
Child	18
Former Spouse	6
Former Dating	13
Former Cohabitant	4
Related by Marriage	10
TOTAL	359

Number of Mutual Combatant Incidents

Number of Incidents	26
---------------------	----

**STATE OF NEVADA
DOMESTIC VIOLENCE DATA COLLECTION**

AGENCY: Elko County

MONTH/YEAR: 2009



OFFENDER INFORMATION

MALE OFFENDER

Age	Total	Race	Total
Under 18	9	White	225
18-24	54	Black	5
25-34	80	Am Indian	12
35-44	53	Asian	0
45-54	29	Unknown	3
55-64	12		
65 over	3	Ethnicity	
Unknown	1	Hispanic	64
TOTAL	241		245

Injuries	Total	Medical	Total
Minor	63	1st Aid	4
Moderate	8	Hospital	6
No Visible	98	None	145
Severe	1	Refused	22

	Total
Alcohol/Drug Use Suspected	140
DV Card Given	7
PO in Effect	1
	0

FEMALE OFFENDER

Age	Total	Race	Total
Under 18	10	White	80
18-24	20	Black	2
25-34	25	Am Indian	12
35-44	26	Asian	3
45-54	10	Unknown	0
55-64	2		
65 over	1	Ethnicity	
Unknown	0	Hispanic	12
TOTAL	94		97

Injuries	Total	Medical	Total
Minor	32	1st Aid	3
Moderate	1	Hospital	3
No Visible	49	None	56
Severe	0	Refused	9

	Total
Alcohol/Drug Use Suspected	54
DV Card Given	12
PO in Effect	1
	0

**STATE OF NEVADA
DOMESTIC VIOLENCE DATA COLLECTION**

AGENCY: **Elko County**

MONTH/YEAR: **2009**



VICTIM INFORMATION

MALE VICTIMS

Age	Total	Race	Total
Under 18	10	White	92
18-24	16	Black	2
25-34	32	Am Indian	7
35-44	20	Asian	1
45-54	17	Unknown	1
55-64	4		0
65 over	2	Ethnicity	
Unknown	0	Hispanic	19
TOTAL	101		103

Injuries	Total	Medical	Total
Minor	56	1st Aid	2
Moderate	5	Hospital	4
No Visible	31	None	59
Severe	1	Refused	19

	Total
Alcohol/Drug Use Suspected	40
DV Card Given	27
PO in Effect	1

FEMALE VICTIMS

Age	Total	Race	Total
Under 18	18	White	227
18-24	60	Black	3
25-34	76	Am Indian	12
35-44	52	Asian	2
45-54	24	Unknown	0
55-64	6		0
65 over	5	Ethnicity	0
Unknown	59	Hispanic	104
TOTAL	242		244

Injuries	Total	Medical	Total
Minor	139	1st Aid	5
Moderate	17	Hospital	22
No Visible	76	None	113
Severe	3	Refused	57

	Total
Alcohol/Drug Use Suspected	83
DV Card Given	150
PO in Effect	0

**STATE OF NEVADA
DOMESTIC VIOLENCE DATA COLLECTION**

AGENCY: Esmeralda County

MONTH/YEAR: 2009



ARRESTEE INFORMATION

Male Aggressors

Number of Males Arrested	3
Number of Males Not Arrested	0
Total	3

Mitigating Circumstances for Not Arrested

Aggressor undetermined	0
Gone upon arrival	0
No evidence of injury	0
Not reported within 24 hours	0
Other	0
Unknown	0
	0
	0
Total	0

***Other Males Arrested at the Scene
(i.e. not part of the domestic relationship)***

Number of Other Males Arrested	0
--------------------------------	---

Female Aggressors

Number of Females Arrested	0
Number of Females Not Arrested	0
Total	0

Mitigating Circumstances for Not Arrested

Aggressor undetermined	0
Gone upon arrival	0
No evidence of injury	0
Not reported within 24 hours	0
Other	0
Unknown	0
	0
	0
Total	0

***Other Females Arrested at the Scene
(i.e. not part of the domestic relationship)***

Number of Other Females Arrested	0
----------------------------------	---

**STATE OF NEVADA
DOMESTIC VIOLENCE DATA COLLECTION**

AGENCY: Esmeralda County

MONTH/YEAR: 2009



GENERAL INFORMATION

Time of Day

0000-0259	0
0300-0559	0
0600-0859	0
0900-1159	0
1200-1459	0
1500-1759	0
1800-2059	3
2100-2359	0
TOTAL	3

Weapon Used

Blunt Object	0
Handgun	0
Hands/Fist/Feet	2
Knife/Cutting Inst	0
Other Firearm	0
Other Weapon	1
Unknown	0
TOTAL	3

Number of Mutual Combatant Incidents

Number of Incidents	0
---------------------	---

Number of Children Present

ages 0-3	0
ages 4-6	0
ages 7-9	0
ages 10-12	0
ages 13-15	2
ages 16-18	0
age unknown	0
TOTAL	2

Victim Relationship to Offender

Cohabitant	2
Spouse	1
Dating	0
Child in Common	0
Blood Relative	0
Parent	0
Child	0
Former Spouse	0
Former Dating	0
Former Cohabitant	0
Related by Marriage	0
TOTAL	3

**STATE OF NEVADA
DOMESTIC VIOLENCE DATA COLLECTION**

AGENCY: Esmeralda County

MONTH/YEAR: 2009



OFFENDER INFORMATION

MALE OFFENDER

Age	Total	Race	Total
Under 18	0	White	3
18-24	0	Black	0
25-34	0	Am Indian	0
35-44	2	Asian	0
45-54	0	Unknown	0
55-64	1		
65 over	0	Ethnicity	
Unknown	0	Hispanic	0
TOTAL	3		3

Injuries	Total	Medical	Total
Minor	0	1st Aid	0
Moderate	0	Hospital	0
No Visible	0	None	0
Severe	0	Refused	0

	Total
Alcohol/Drug Use Suspected	3
DV Card Given	0
PO in Effect	0
	0

FEMALE OFFENDER

Age	Total	Race	Total
Under 18	0	White	0
18-24	0	Black	0
25-34	0	Am Indian	0
35-44	0	Asian	0
45-54	0	Unknown	0
55-64	0		
65 over	0	Ethnicity	
Unknown	0	Hispanic	0
TOTAL	0		0

Injuries	Total	Medical	Total
Minor	0	1st Aid	0
Moderate	0	Hospital	0
No Visible	0	None	0
Severe	0	Refused	0

	Total
Alcohol/Drug Use Suspected	0
DV Card Given	0
PO in Effect	0
	0

**STATE OF NEVADA
DOMESTIC VIOLENCE DATA COLLECTION**

AGENCY: Esmeralda County

MONTH/YEAR: 2009



VICTIM INFORMATION

MALE VICTIMS

Age	Total	Race	Total
Under 18	0	White	0
18-24	0	Black	0
25-34	0	Am Indian	0
35-44	0	Asian	0
45-54	0	Unknown	0
55-64	0		0
65 over	0	Ethnicity	
Unknown	0	Hispanic	0
TOTAL	0		0

Injuries	Total	Medical	Total
Minor	0	1st Aid	0
Moderate	0	Hospital	0
No Visible	0	None	0
Severe	0	Refused	0

	Total
Alcohol/Drug Use Suspected	0
DV Card Given	0
PO in Effect	0

FEMALE VICTIMS

Age	Total	Race	Total
Under 18	1	White	2
18-24	0	Black	0
25-34	0	Am Indian	0
35-44	0	Asian	0
45-54	0	Unknown	0
55-64	0		0
65 over	1	Ethnicity	0
Unknown	2	Hispanic	2
TOTAL	4		2

Injuries	Total	Medical	Total
Minor	2	1st Aid	0
Moderate	0	Hospital	0
No Visible	0	None	0
Severe	0	Refused	0

	Total
Alcohol/Drug Use Suspected	1
DV Card Given	0
PO in Effect	0

**STATE OF NEVADA
DOMESTIC VIOLENCE DATA COLLECTION**

AGENCY: Eureka County

MONTH/YEAR: 2009



ARRESTEE INFORMATION

Male Aggressors

Number of Males Arrested	0
Number of Males Not Arrested	0
Total	0

Mitigating Circumstances for Not Arrested

Aggressor undetermined	0
Gone upon arrival	0
No evidence of injury	0
Not reported within 24 hours	0
Other	0
Unknown	0
	0
	0
Total	0

***Other Males Arrested at the Scene
(i.e. not part of the domestic relationship)***

Number of Other Males Arrested	0
--------------------------------	---

Female Aggressors

Number of Females Arrested	0
Number of Females Not Arrested	0
Total	0

Mitigating Circumstances for Not Arrested

Aggressor undetermined	0
Gone upon arrival	0
No evidence of injury	0
Not reported within 24 hours	0
Other	0
Unknown	0
	0
	0
Total	0

***Other Females Arrested at the Scene
(i.e. not part of the domestic relationship)***

Number of Other Females Arrested	0
----------------------------------	---

**STATE OF NEVADA
DOMESTIC VIOLENCE DATA COLLECTION**

AGENCY: Eureka County

MONTH/YEAR: 2009



GENERAL INFORMATION

Time of Day

0000-0259	0
0300-0559	0
0600-0859	0
0900-1159	0
1200-1459	0
1500-1759	0
1800-2059	0
2100-2359	0
TOTAL	0

Number of Children Present

ages 0-3	0
ages 4-6	0
ages 7-9	0
ages 10-12	0
ages 13-15	0
ages 16-18	0
age unknown	0
TOTAL	0

Weapon Used

Blunt Object	0
Handgun	0
Hands/Fist/Feet	0
Knife/Cutting Inst	0
Other Firearm	0
Other Weapon	0
Unknown	0
TOTAL	0

Victim Relationship to Offender

Cohabitant	0
Spouse	0
Dating	0
Child in Common	0
Blood Relative	0
Parent	0
Child	0
Former Spouse	0
Former Dating	0
Former Cohabitant	0
Related by Marriage	0
TOTAL	0

Number of Mutual Combatant Incidents

Number of Incidents	0
---------------------	---

**STATE OF NEVADA
DOMESTIC VIOLENCE DATA COLLECTION**

AGENCY: Eureka County

MONTH/YEAR: 2009



OFFENDER INFORMATION

MALE OFFENDER

Age	Total	Race	Total
Under 18	0	White	0
18-24	0	Black	0
25-34	0	Am Indian	0
35-44	0	Asian	0
45-54	0	Unknown	0
55-64	0		
65 over	0	Ethnicity	
Unknown	0	Hispanic	0
TOTAL	0		0

Injuries	Total	Medical	Total
Minor	0	1st Aid	0
Moderate	0	Hospital	0
No Visible	0	None	0
Severe	0	Refused	0

	Total
Alcohol/Drug Use Suspected	0
DV Card Given	0
PO in Effect	0

FEMALE OFFENDER

Age	Total	Race	Total
Under 18	0	White	0
18-24	0	Black	0
25-34	0	Am Indian	0
35-44	0	Asian	0
45-54	0	Unknown	0
55-64	0		
65 over	0	Ethnicity	
Unknown	0	Hispanic	0
TOTAL	0		0

Injuries	Total	Medical	Total
Minor	0	1st Aid	0
Moderate	0	Hospital	0
No Visible	0	None	0
Severe	0	Refused	0

	Total
Alcohol/Drug Use Suspected	0
DV Card Given	0
PO in Effect	0

**STATE OF NEVADA
DOMESTIC VIOLENCE DATA COLLECTION**

AGENCY: Eureka County

MONTH/YEAR: 2009



VICTIM INFORMATION

MALE VICTIMS

Age	Total	Race	Total
Under 18	0	White	0
18-24	0	Black	0
25-34	0	Am Indian	0
35-44	0	Asian	0
45-54	0	Unknown	0
55-64	0		0
65 over	0	Ethnicity	
Unknown	0	Hispanic	0
TOTAL	0		0

Injuries	Total	Medical	Total
Minor	0	1st Aid	0
Moderate	0	Hospital	0
No Visible	0	None	0
Severe	0	Refused	0

Total	
Alcohol/Drug Use Suspected	0
DV Card Given	0
PO in Effect	0

FEMALE VICTIMS

Age	Total	Race	Total
Under 18	0	White	0
18-24	0	Black	0
25-34	0	Am Indian	0
35-44	0	Asian	0
45-54	0	Unknown	0
55-64	0		0
65 over	0	Ethnicity	0
Unknown	0	Hispanic	0
TOTAL	0		0

Injuries	Total	Medical	Total
Minor	0	1st Aid	0
Moderate	0	Hospital	0
No Visible	0	None	0
Severe	0	Refused	0

Total	
Alcohol/Drug Use Suspected	0
DV Card Given	0
PO in Effect	0

STATE OF NEVADA
DOMESTIC VIOLENCE DATA COLLECTION

AGENCY: Humboldt County

MONTH/YEAR: 2009



ARRESTEE INFORMATION

Male Aggressors

Number of Males Arrested	50
Number of Males Not Arrested	31
Total	81

Mitigating Circumstances for Not Arrested

Aggressor undetermined	9
Gone upon arrival	15
No evidence of injury	2
Not reported within 24 hours	2
Other	2
Unknown	1
	0
	0
Total	31

***Other Males Arrested at the Scene
(i.e. not part of the domestic relationship)***

Number of Other Males Arrested	0
--------------------------------	---

Female Aggressors

Number of Females Arrested	21
Number of Females Not Arrested	15
Total	36

Mitigating Circumstances for Not Arrested

Aggressor undetermined	9
Gone upon arrival	2
No evidence of injury	1
Not reported within 24 hours	1
Other	2
Unknown	0
	0
	0
Total	15

***Other Females Arrested at the Scene
(i.e. not part of the domestic relationship)***

Number of Other Females Arrested	0
----------------------------------	---

**STATE OF NEVADA
DOMESTIC VIOLENCE DATA COLLECTION**

AGENCY: Humboldt County

MONTH/YEAR: 2009



GENERAL INFORMATION

Time of Day

0000-0259	20
0300-0559	6
0600-0859	5
0900-1159	5
1200-1459	11
1500-1759	13
1800-2059	24
2100-2359	27
TOTAL	111

Number of Children Present

ages 0-3	23
ages 4-6	9
ages 7-9	4
ages 10-12	3
ages 13-15	8
ages 16-18	3
age unknown	0
TOTAL	50

Weapon Used

Blunt Object	0
Handgun	1
Hands/Fist/Feet	105
Knife/Cutting Inst	2
Other Firearm	1
Other Weapon	0
Unknown	3
TOTAL	112

Victim Relationship to Offender

Cohabitant	27
Spouse	35
Dating	19
Child in Common	7
Blood Relative	9
Parent	5
Child	4
Former Spouse	1
Former Dating	5
Former Cohabitant	0
Related by Marriage	2
TOTAL	114

Number of Mutual Combatant Incidents

Number of Incidents	6
---------------------	---

**STATE OF NEVADA
DOMESTIC VIOLENCE DATA COLLECTION**

AGENCY: Humboldt County

MONTH/YEAR: 2009



OFFENDER INFORMATION

MALE OFFENDER

Age	Total	Race	Total
Under 18	1	White	64
18-24	21	Black	6
25-34	28	Am Indian	7
35-44	15	Asian	0
45-54	11	Unknown	0
55-64	2		
65 over	1	Ethnicity	
Unknown	1	Hispanic	16
TOTAL	80		77

Injuries	Total	Medical	Total
Minor	9	1st Aid	1
Moderate	1	Hospital	2
No Visible	59	None	65
Severe	0	Refused	3

	Total
Alcohol/Drug Use Suspected	52
DV Card Given	2
PO in Effect	0
	0

FEMALE OFFENDER

Age	Total	Race	Total
Under 18	3	White	28
18-24	7	Black	0
25-34	9	Am Indian	6
35-44	7	Asian	0
45-54	4	Unknown	1
55-64	2		
65 over	0	Ethnicity	
Unknown	0	Hispanic	4
TOTAL	32		35

Injuries	Total	Medical	Total
Minor	9	1st Aid	2
Moderate	0	Hospital	2
No Visible	21	None	25
Severe	0	Refused	2

	Total
Alcohol/Drug Use Suspected	17
DV Card Given	2
PO in Effect	0
	0

**STATE OF NEVADA
DOMESTIC VIOLENCE DATA COLLECTION**

AGENCY: Humboldt County

MONTH/YEAR: 2009



VICTIM INFORMATION

MALE VICTIMS

Age	Total	Race	Total
Under 18	1	White	27
18-24	6	Black	1
25-34	5	Am Indian	2
35-44	9	Asian	0
45-54	6	Unknown	0
55-64	2		0
65 over	1	Ethnicity	
Unknown	0	Hispanic	4
TOTAL	30		30

Injuries	Total	Medical	Total
Minor	25	1st Aid	0
Moderate	1	Hospital	2
No Visible	4	None	14
Severe	0	Refused	13

	Total
Alcohol/Drug Use Suspected	14
DV Card Given	13
PO in Effect	0

FEMALE VICTIMS

Age	Total	Race	Total
Under 18	7	White	70
18-24	14	Black	1
25-34	26	Am Indian	7
35-44	21	Asian	0
45-54	8	Unknown	0
55-64	2		0
65 over	0	Ethnicity	0
Unknown	20	Hispanic	32
TOTAL	78		78

Injuries	Total	Medical	Total
Minor	39	1st Aid	2
Moderate	9	Hospital	7
No Visible	27	None	52
Severe	1	Refused	20

	Total
Alcohol/Drug Use Suspected	27
DV Card Given	41
PO in Effect	0

**STATE OF NEVADA
DOMESTIC VIOLENCE DATA COLLECTION**

AGENCY: Lander County

MONTH/YEAR: 2009



ARRESTEE INFORMATION

Male Aggressors

Number of Males Arrested	0
Number of Males Not Arrested	0
Total	0

Mitigating Circumstances for Not Arrested

Aggressor undetermined	0
Gone upon arrival	0
No evidence of injury	0
Not reported within 24 hours	0
Other	0
Unknown	0
	0
	0
Total	0

***Other Males Arrested at the Scene
(i.e. not part of the domestic relationship)***

Number of Other Males Arrested	0
--------------------------------	---

Female Aggressors

Number of Females Arrested	0
Number of Females Not Arrested	0
Total	0

Mitigating Circumstances for Not Arrested

Aggressor undetermined	0
Gone upon arrival	0
No evidence of injury	0
Not reported within 24 hours	0
Other	0
Unknown	0
	0
	0
Total	0

***Other Females Arrested at the Scene
(i.e. not part of the domestic relationship)***

Number of Other Females Arrested	0
----------------------------------	---

**STATE OF NEVADA
DOMESTIC VIOLENCE DATA COLLECTION**

AGENCY: Lander County

MONTH/YEAR: 2009



GENERAL INFORMATION

Time of Day

0000-0259	5
0300-0559	4
0600-0859	5
0900-1159	5
1200-1459	8
1500-1759	6
1800-2059	13
2100-2359	15
TOTAL	61

Number of Children Present

ages 0-3	11
ages 4-6	10
ages 7-9	4
ages 10-12	2
ages 13-15	5
ages 16-18	1
age unknown	0
TOTAL	33

Weapon Used

Blunt Object	3
Handgun	1
Hands/Fist/Feet	51
Knife/Cutting Inst	0
Other Firearm	1
Other Weapon	2
Unknown	5
TOTAL	63

Victim Relationship to Offender

Cohabitant	3
Spouse	17
Dating	11
Child in Common	4
Blood Relative	14
Parent	8
Child	9
Former Spouse	2
Former Dating	2
Former Cohabitant	1
Related by Marriage	0
TOTAL	71

Number of Mutual Combatant Incidents

Number of Incidents	0
---------------------	---

**STATE OF NEVADA
DOMESTIC VIOLENCE DATA COLLECTION**

AGENCY: Lander County

MONTH/YEAR: 2009



OFFENDER INFORMATION

MALE OFFENDER

Age	Total	Race	Total
Under 18	4	White	47
18-24	7	Black	0
25-34	15	Am Indian	2
35-44	18	Asian	0
45-54	4	Unknown	1
55-64	1		
65 over	0	Ethnicity	
Unknown	0	Hispanic	11
TOTAL	49		50

Injuries	Total	Medical	Total
Minor	8	1st Aid	0
Moderate	0	Hospital	2
No Visible	36	None	43
Severe	0	Refused	2

	Total
Alcohol/Drug Use Suspected	31
DV Card Given	0
PO in Effect	0
	0

FEMALE OFFENDER

Age	Total	Race	Total
Under 18	3	White	22
18-24	5	Black	0
25-34	4	Am Indian	1
35-44	8	Asian	0
45-54	1	Unknown	0
55-64	1		
65 over	0	Ethnicity	
Unknown	0	Hispanic	2
TOTAL	22		23

Injuries	Total	Medical	Total
Minor	6	1st Aid	0
Moderate	0	Hospital	1
No Visible	16	None	18
Severe	0	Refused	3

	Total
Alcohol/Drug Use Suspected	5
DV Card Given	0
PO in Effect	0
	0

**STATE OF NEVADA
DOMESTIC VIOLENCE DATA COLLECTION**

AGENCY: Lander County

MONTH/YEAR: 2009



VICTIM INFORMATION

MALE VICTIMS

Age	Total	Race	Total
Under 18	5	White	17
18-24	3	Black	1
25-34	7	Am Indian	1
35-44	3	Asian	0
45-54	1	Unknown	0
55-64	0		0
65 over	0	Ethnicity	
Unknown	0	Hispanic	1
TOTAL	19		19

Injuries	Total	Medical	Total
Minor	11	1st Aid	0
Moderate	1	Hospital	2
No Visible	7	None	12
Severe	0	Refused	5

	Total
Alcohol/Drug Use Suspected	7
DV Card Given	13
PO in Effect	1

FEMALE VICTIMS

Age	Total	Race	Total
Under 18	5	White	46
18-24	14	Black	0
25-34	12	Am Indian	3
35-44	16	Asian	0
45-54	2	Unknown	1
55-64	1		0
65 over	0	Ethnicity	0
Unknown	50	Hispanic	49
TOTAL	50		50

Injuries	Total	Medical	Total
Minor	31	1st Aid	1
Moderate	0	Hospital	7
No Visible	18	None	28
Severe	0	Refused	15

	Total
Alcohol/Drug Use Suspected	12
DV Card Given	43
PO in Effect	2

STATE OF NEVADA
DOMESTIC VIOLENCE DATA COLLECTION

AGENCY: Lincoln County

MONTH/YEAR: 2009



ARRESTEE INFORMATION

Male Aggressors

Number of Males Arrested	0
Number of Males Not Arrested	0
Total	0

Mitigating Circumstances for Not Arrested

Aggressor undetermined	0
Gone upon arrival	0
No evidence of injury	0
Not reported within 24 hours	0
Other	0
Unknown	0
	0
	0
Total	0

***Other Males Arrested at the Scene
(i.e. not part of the domestic relationship)***

Number of Other Males Arrested	0
--------------------------------	---

Female Aggressors

Number of Females Arrested	0
Number of Females Not Arrested	0
Total	0

Mitigating Circumstances for Not Arrested

Aggressor undetermined	0
Gone upon arrival	0
No evidence of injury	0
Not reported within 24 hours	0
Other	0
Unknown	0
	0
	0
Total	0

***Other Females Arrested at the Scene
(i.e. not part of the domestic relationship)***

Number of Other Females Arrested	0
----------------------------------	---

**STATE OF NEVADA
DOMESTIC VIOLENCE DATA COLLECTION**

AGENCY: Lincoln County

MONTH/YEAR: 2009



GENERAL INFORMATION

Time of Day

0000-0259	0
0300-0559	0
0600-0859	0
0900-1159	0
1200-1459	0
1500-1759	0
1800-2059	0
2100-2359	0
TOTAL	0

Number of Children Present

ages 0-3	0
ages 4-6	0
ages 7-9	0
ages 10-12	0
ages 13-15	0
ages 16-18	0
age unknown	0
TOTAL	0

Weapon Used

Blunt Object	0
Handgun	0
Hands/Fist/Feet	0
Knife/Cutting Inst	0
Other Firearm	0
Other Weapon	0
Unknown	0
TOTAL	0

Victim Relationship to Offender

Cohabitant	0
Spouse	0
Dating	0
Child in Common	0
Blood Relative	0
Parent	0
Child	0
Former Spouse	0
Former Dating	0
Former Cohabitant	0
Related by Marriage	0
TOTAL	0

Number of Mutual Combatant Incidents

Number of Incidents	0
---------------------	---

**STATE OF NEVADA
DOMESTIC VIOLENCE DATA COLLECTION**

AGENCY: Lincoln County

MONTH/YEAR: 2009



OFFENDER INFORMATION

MALE OFFENDER

Age	Total	Race	Total
Under 18	0	White	0
18-24	0	Black	0
25-34	0	Am Indian	0
35-44	0	Asian	0
45-54	0	Unknown	0
55-64	0		
65 over	0	Ethnicity	
Unknown	0	Hispanic	0
TOTAL	0		0

Injuries	Total	Medical	Total
Minor	0	1st Aid	0
Moderate	0	Hospital	0
No Visible	0	None	0
Severe	0	Refused	0

	Total
Alcohol/Drug Use Suspected	0
DV Card Given	0
PO in Effect	0
	0

FEMALE OFFENDER

Age	Total	Race	Total
Under 18	0	White	0
18-24	0	Black	0
25-34	0	Am Indian	0
35-44	0	Asian	0
45-54	0	Unknown	0
55-64	0		
65 over	0	Ethnicity	
Unknown	0	Hispanic	0
TOTAL	0		0

Injuries	Total	Medical	Total
Minor	0	1st Aid	0
Moderate	0	Hospital	0
No Visible	0	None	0
Severe	0	Refused	0

	Total
Alcohol/Drug Use Suspected	0
DV Card Given	0
PO in Effect	0
	0

**STATE OF NEVADA
DOMESTIC VIOLENCE DATA COLLECTION**

AGENCY: Lincoln County

MONTH/YEAR: 2009



VICTIM INFORMATION

MALE VICTIMS

Age	Total	Race	Total
Under 18	0	White	0
18-24	0	Black	0
25-34	0	Am Indian	0
35-44	0	Asian	0
45-54	0	Unknown	0
55-64	0		0
65 over	0	Ethnicity	
Unknown	0	Hispanic	0
TOTAL	0		0

Injuries	Total	Medical	Total
Minor	0	1st Aid	0
Moderate	0	Hospital	0
No Visible	0	None	0
Severe	0	Refused	0

Total	
Alcohol/Drug Use Suspected	0
DV Card Given	0
PO in Effect	0

FEMALE VICTIMS

Age	Total	Race	Total
Under 18	0	White	0
18-24	0	Black	0
25-34	0	Am Indian	0
35-44	0	Asian	0
45-54	0	Unknown	0
55-64	0		0
65 over	0	Ethnicity	0
Unknown	0	Hispanic	0
TOTAL	0		0

Injuries	Total	Medical	Total
Minor	0	1st Aid	0
Moderate	0	Hospital	0
No Visible	0	None	0
Severe	0	Refused	0

Total	
Alcohol/Drug Use Suspected	0
DV Card Given	0
PO in Effect	0

**STATE OF NEVADA
DOMESTIC VIOLENCE DATA COLLECTION**

AGENCY: Lyon County

MONTH/YEAR: 2009



ARRESTEE INFORMATION

Male Aggressors

Number of Males Arrested	91
Number of Males Not Arrested	101
Total	192

Mitigating Circumstances for Not Arrested

Aggressor undetermined	30
Gone upon arrival	30
No evidence of injury	28
Not reported within 24 hours	9
Other	22
Unknown	1
	0
	0
Total	120

***Other Males Arrested at the Scene
(i.e. not part of the domestic relationship)***

Number of Other Males Arrested	9
--------------------------------	---

Female Aggressors

Number of Females Arrested	49
Number of Females Not Arrested	89
Total	138

Mitigating Circumstances for Not Arrested

Aggressor undetermined	36
Gone upon arrival	10
No evidence of injury	24
Not reported within 24 hours	6
Other	22
Unknown	0
	0
	0
Total	98

***Other Females Arrested at the Scene
(i.e. not part of the domestic relationship)***

Number of Other Females Arrested	7
----------------------------------	---

**STATE OF NEVADA
DOMESTIC VIOLENCE DATA COLLECTION**

AGENCY: Lyon County

MONTH/YEAR: 2009



GENERAL INFORMATION

Time of Day

0000-0259	26
0300-0559	13
0600-0859	13
0900-1159	36
1200-1459	37
1500-1759	59
1800-2059	64
2100-2359	53
TOTAL	301

Number of Children Present

ages 0-3	83
ages 4-6	39
ages 7-9	30
ages 10-12	22
ages 13-15	37
ages 16-18	24
age unknown	13
TOTAL	248

Weapon Used

Blunt Object	15
Handgun	0
Hands/Fist/Feet	255
Knife/Cutting Inst	5
Other Firearm	1
Other Weapon	26
Unknown	5
TOTAL	307

Victim Relationship to Offender

Cohabitant	60
Spouse	82
Dating	57
Child in Common	23
Blood Relative	41
Parent	41
Child	22
Former Spouse	2
Former Dating	6
Former Cohabitant	6
Related by Marriage	15
TOTAL	356

Number of Mutual Combatant Incidents

Number of Incidents	17
---------------------	----

**STATE OF NEVADA
DOMESTIC VIOLENCE DATA COLLECTION**

AGENCY: Lyon County

MONTH/YEAR: 2009



OFFENDER INFORMATION

MALE OFFENDER

Age	Total	Race	Total
Under 18	18	White	195
18-24	38	Black	1
25-34	55	Am Indian	3
35-44	27	Asian	1
45-54	46	Unknown	4
55-64	15		
65 over	6	Ethnicity	
Unknown	2	Hispanic	24
TOTAL	207		204

Injuries	Total	Medical	Total
Minor	62	1st Aid	3
Moderate	5	Hospital	4
No Visible	72	None	85
Severe	3	Refused	39

	Total
Alcohol/Drug Use Suspected	97
DV Card Given	22
PO in Effect	0
	0

FEMALE OFFENDER

Age	Total	Race	Total
Under 18	18	White	128
18-24	25	Black	1
25-34	35	Am Indian	3
35-44	29	Asian	1
45-54	23	Unknown	6
55-64	10		
65 over	4	Ethnicity	
Unknown	1	Hispanic	7
TOTAL	145		139

Injuries	Total	Medical	Total
Minor	40	1st Aid	6
Moderate	1	Hospital	6
No Visible	64	None	71
Severe	2	Refused	24

	Total
Alcohol/Drug Use Suspected	50
DV Card Given	19
PO in Effect	0
	0

**STATE OF NEVADA
DOMESTIC VIOLENCE DATA COLLECTION**

AGENCY: Lyon County

MONTH/YEAR: 2009



VICTIM INFORMATION

MALE VICTIMS

Age	Total	Race	Total
Under 18	12	White	87
18-24	9	Black	1
25-34	21	Am Indian	0
35-44	21	Asian	0
45-54	18	Unknown	1
55-64	7		0
65 over	5	Ethnicity	
Unknown	0	Hispanic	10
TOTAL	93		89

Injuries	Total	Medical	Total
Minor	53	1st Aid	8
Moderate	2	Hospital	5
No Visible	27	None	35
Severe	1	Refused	23

	Total
Alcohol/Drug Use Suspected	22
DV Card Given	34
PO in Effect	0

FEMALE VICTIMS

Age	Total	Race	Total
Under 18	9	White	138
18-24	28	Black	1
25-34	40	Am Indian	8
35-44	43	Asian	1
45-54	19	Unknown	2
55-64	12		0
65 over	6	Ethnicity	0
Unknown	59	Hispanic	55
TOTAL	159		150

Injuries	Total	Medical	Total
Minor	76	1st Aid	10
Moderate	17	Hospital	12
No Visible	51	None	61
Severe	0	Refused	51

	Total
Alcohol/Drug Use Suspected	30
DV Card Given	86
PO in Effect	0

**STATE OF NEVADA
DOMESTIC VIOLENCE DATA COLLECTION**

AGENCY: Mineral County

MONTH/YEAR: 2009



ARRESTEE INFORMATION

Male Aggressors

Number of Males Arrested	9
Number of Males Not Arrested	4
Total	13

Mitigating Circumstances for Not Arrested

Aggressor undetermined	2
Gone upon arrival	1
No evidence of injury	4
Not reported within 24 hours	0
Other	0
Unknown	1
	0
	0
Total	8

***Other Males Arrested at the Scene
(i.e. not part of the domestic relationship)***

Number of Other Males Arrested	1
--------------------------------	---

Female Aggressors

Number of Females Arrested	0
Number of Females Not Arrested	3
Total	3

Mitigating Circumstances for Not Arrested

Aggressor undetermined	1
Gone upon arrival	0
No evidence of injury	1
Not reported within 24 hours	0
Other	0
Unknown	0
	0
	0
Total	2

***Other Females Arrested at the Scene
(i.e. not part of the domestic relationship)***

Number of Other Females Arrested	0
----------------------------------	---

**STATE OF NEVADA
DOMESTIC VIOLENCE DATA COLLECTION**

AGENCY: Mineral County

MONTH/YEAR: 2009



GENERAL INFORMATION

Time of Day

0000-0259	1
0300-0559	4
0600-0859	1
0900-1159	0
1200-1459	1
1500-1759	0
1800-2059	5
2100-2359	6
TOTAL	18

Number of Children Present

ages 0-3	8
ages 4-6	4
ages 7-9	2
ages 10-12	3
ages 13-15	1
ages 16-18	0
age unknown	0
TOTAL	18

Weapon Used

Blunt Object	1
Handgun	0
Hands/Fist/Feet	11
Knife/Cutting Inst	0
Other Firearm	0
Other Weapon	0
Unknown	1
TOTAL	13

Victim Relationship to Offender

Cohabitant	8
Spouse	3
Dating	8
Child in Common	5
Blood Relative	0
Parent	1
Child	0
Former Spouse	1
Former Dating	1
Former Cohabitant	0
Related by Marriage	0
TOTAL	27

Number of Mutual Combatant Incidents

Number of Incidents	0
---------------------	---

**STATE OF NEVADA
DOMESTIC VIOLENCE DATA COLLECTION**

AGENCY: Mineral County

MONTH/YEAR: 2009



OFFENDER INFORMATION

MALE OFFENDER

Age	Total	Race	Total
Under 18	0	White	11
18-24	2	Black	3
25-34	8	Am Indian	0
35-44	3	Asian	0
45-54	2	Unknown	0
55-64	0		
65 over	0	Ethnicity	
Unknown	0	Hispanic	1
TOTAL	15		14

Injuries	Total	Medical	Total
Minor	2	1st Aid	0
Moderate	0	Hospital	1
No Visible	8	None	8
Severe	0	Refused	1

	Total
Alcohol/Drug Use Suspected	7
DV Card Given	0
PO in Effect	0
	0

FEMALE OFFENDER

Age	Total	Race	Total
Under 18	0	White	2
18-24	2	Black	0
25-34	1	Am Indian	1
35-44	0	Asian	0
45-54	0	Unknown	0
55-64	0		
65 over	0	Ethnicity	
Unknown	0	Hispanic	1
TOTAL	3		3

Injuries	Total	Medical	Total
Minor	0	1st Aid	0
Moderate	0	Hospital	0
No Visible	2	None	4
Severe	0	Refused	0

	Total
Alcohol/Drug Use Suspected	1
DV Card Given	0
PO in Effect	0
	0

**STATE OF NEVADA
DOMESTIC VIOLENCE DATA COLLECTION**

AGENCY: Mineral County

MONTH/YEAR: 2009



VICTIM INFORMATION

MALE VICTIMS

Age	Total	Race	Total
Under 18	0	White	1
18-24	0	Black	0
25-34	1	Am Indian	0
35-44	1	Asian	0
45-54	0	Unknown	1
55-64	0		0
65 over	0	Ethnicity	
Unknown	0	Hispanic	0
TOTAL	2		2

Injuries	Total	Medical	Total
Minor	2	1st Aid	0
Moderate	0	Hospital	0
No Visible	1	None	3
Severe	0	Refused	0

	Total
Alcohol/Drug Use Suspected	1
DV Card Given	0
PO in Effect	0

FEMALE VICTIMS

Age	Total	Race	Total
Under 18	3	White	11
18-24	4	Black	2
25-34	4	Am Indian	0
35-44	2	Asian	0
45-54	4	Unknown	1
55-64	0		0
65 over	0	Ethnicity	0
Unknown	8	Hispanic	7
TOTAL	17		14

Injuries	Total	Medical	Total
Minor	8	1st Aid	0
Moderate	3	Hospital	3
No Visible	5	None	9
Severe	0	Refused	7

	Total
Alcohol/Drug Use Suspected	3
DV Card Given	1
PO in Effect	0

STATE OF NEVADA
DOMESTIC VIOLENCE DATA COLLECTION

AGENCY: Nye County

MONTH/YEAR: 2009



ARRESTEE INFORMATION

Male Aggressors

Number of Males Arrested	190
Number of Males Not Arrested	116
Total	306

Mitigating Circumstances for Not Arrested

Aggressor undetermined	6
Gone upon arrival	61
No evidence of injury	32
Not reported within 24 hours	14
Other	5
Unknown	0
	0
	0
Total	118

***Other Males Arrested at the Scene
(i.e. not part of the domestic relationship)***

Number of Other Males Arrested	190
--------------------------------	-----

Female Aggressors

Number of Females Arrested	105
Number of Females Not Arrested	45
Total	150

Mitigating Circumstances for Not Arrested

Aggressor undetermined	4
Gone upon arrival	14
No evidence of injury	19
Not reported within 24 hours	7
Other	2
Unknown	0
	0
	0
Total	46

***Other Females Arrested at the Scene
(i.e. not part of the domestic relationship)***

Number of Other Females Arrested	105
----------------------------------	-----

**STATE OF NEVADA
DOMESTIC VIOLENCE DATA COLLECTION**

AGENCY: Nye County

MONTH/YEAR: 2009



GENERAL INFORMATION

Time of Day

0000-0259	47
0300-0559	15
0600-0859	9
0900-1159	46
1200-1459	52
1500-1759	65
1800-2059	100
2100-2359	96
Unknown	27
TOTAL	457

Weapon Used

Blunt Object	24
Handgun	4
Hands/Fist/Feet	413
Knife/Cutting Inst	10
Other Firearm	2
Other Weapon	3
Unknown	1
TOTAL	457

Number of Mutual Combatant Incidents

Number of Incidents	377
---------------------	-----

Number of Children Present

ages 0-3	7
ages 4-6	3
ages 7-9	2
ages 10-12	3
ages 13-15	9
ages 16-18	8
age unknown	3
TOTAL	35

Victim Relationship to Offender

Cohabitant	27
Spouse	93
Dating	146
Child in Common	5
Blood Relative	83
Parent	25
Child	45
Former Spouse	9
Former Dating	18
Former Cohabitant	0
Related by Marriage	6
TOTAL	457

**STATE OF NEVADA
DOMESTIC VIOLENCE DATA COLLECTION**

AGENCY: Nye County

MONTH/YEAR: 2009



OFFENDER INFORMATION

MALE OFFENDER

Age	Total	Race	Total
Under 18	25	White	288
18-24	50	Black	16
25-34	67	Am Indian	0
35-44	75	Asian	0
45-54	51	Unknown	0
55-64	20		
65 over	16	Ethnicity	
Unknown	0	Hispanic	29
TOTAL	304		304

Injuries	Total	Medical	Total
Minor	32	1st Aid	0
Moderate	1	Hospital	1
No Visible	11	None	13
Severe	0	Refused	30

	Total
Alcohol/Drug Use Suspected	54
DV Card Given	0
PO in Effect	0
	0

FEMALE OFFENDER

Age	Total	Race	Total
Under 18	13	White	147
18-24	36	Black	5
25-34	34	Am Indian	0
35-44	40	Asian	1
45-54	23	Unknown	0
55-64	3		
65 over	4	Ethnicity	
Unknown	0	Hispanic	10
TOTAL	153		153

Injuries	Total	Medical	Total
Minor	16	1st Aid	0
Moderate	0	Hospital	0
No Visible	11	None	11
Severe	0	Refused	16

	Total
Alcohol/Drug Use Suspected	27
DV Card Given	0
PO in Effect	0
	0

**STATE OF NEVADA
DOMESTIC VIOLENCE DATA COLLECTION**

AGENCY: **Nye County**

MONTH/YEAR: **2009**



VICTIM INFORMATION

MALE VICTIMS

Age	Total	Race	Total
Under 18	13	White	158
18-24	31	Black	3
25-34	35	Am Indian	0
35-44	25	Asian	0
45-54	36	Unknown	0
55-64	16		0
65 over	5	Ethnicity	
Unknown	0	Hispanic	11
TOTAL	161		161

Injuries	Total	Medical	Total
Minor	104	1st Aid	0
Moderate	0	Hospital	0
No Visible	42	None	43
Severe	0	Refused	101

	Total
Alcohol/Drug Use Suspected	15
DV Card Given	2
PO in Effect	0

FEMALE VICTIMS

Age	Total	Race	Total
Under 18	24	White	284
18-24	59	Black	7
25-34	65	Am Indian	0
35-44	64	Asian	2
45-54	53	Unknown	1
55-64	17		0
65 over	11	Ethnicity	0
Unknown	51	Hispanic	68
TOTAL	294		294

Injuries	Total	Medical	Total
Minor	188	1st Aid	0
Moderate	3	Hospital	5
No Visible	65	None	66
Severe	1	Refused	186

	Total
Alcohol/Drug Use Suspected	18
DV Card Given	5
PO in Effect	0

**STATE OF NEVADA
DOMESTIC VIOLENCE DATA COLLECTION**

AGENCY: Pershing County

MONTH/YEAR: 2009



ARRESTEE INFORMATION

Male Aggressors

Number of Males Arrested	10
Number of Males Not Arrested	12
Total	22

Mitigating Circumstances for Not Arrested

Aggressor undetermined	6
Gone upon arrival	3
No evidence of injury	4
Not reported within 24 hours	1
Other	1
Unknown	0
	0
	0
Total	15

***Other Males Arrested at the Scene
(i.e. not part of the domestic relationship)***

Number of Other Males Arrested	0
--------------------------------	---

Female Aggressors

Number of Females Arrested	3
Number of Females Not Arrested	8
Total	11

Mitigating Circumstances for Not Arrested

Aggressor undetermined	3
Gone upon arrival	0
No evidence of injury	1
Not reported within 24 hours	0
Other	1
Unknown	0
	0
	0
Total	5

***Other Females Arrested at the Scene
(i.e. not part of the domestic relationship)***

Number of Other Females Arrested	0
----------------------------------	---

**STATE OF NEVADA
DOMESTIC VIOLENCE DATA COLLECTION**

AGENCY: Pershing County

MONTH/YEAR: 2009



GENERAL INFORMATION

Time of Day

0000-0259	5
0300-0559	0
0600-0859	1
0900-1159	5
1200-1459	6
1500-1759	6
1800-2059	8
2100-2359	5
Unknown	0
TOTAL	36

Number of Children Present

ages 0-3	14
ages 4-6	10
ages 7-9	11
ages 10-12	11
ages 13-15	8
ages 16-18	9
age unknown	0
TOTAL	63

Weapon Used

Blunt Object	1
Handgun	1
Hands/Fist/Feet	32
Knife/Cutting Inst	0
Other Firearm	0
Other Weapon	2
Unknown	1
TOTAL	37

Victim Relationship to Offender

Cohabitant	11
Spouse	4
Dating	8
Child in Common	0
Blood Relative	6
Parent	6
Child	4
Former Spouse	1
Former Dating	2
Former Cohabitant	0
Related by Marriage	0
TOTAL	42

Number of Mutual Combatant Incidents

Number of Incidents	0
---------------------	---

**STATE OF NEVADA
DOMESTIC VIOLENCE DATA COLLECTION**

AGENCY: Pershing County

MONTH/YEAR: 2009



OFFENDER INFORMATION

MALE OFFENDER

Age	Total	Race	Total
Under 18	4	White	23
18-24	3	Black	1
25-34	7	Am Indian	4
35-44	9	Asian	1
45-54	3	Unknown	0
55-64	1		
65 over	2	Ethnicity	
Unknown	0	Hispanic	8
TOTAL	29		29

Injuries	Total	Medical	Total
Minor	3	1st Aid	0
Moderate	0	Hospital	0
No Visible	7	None	17
Severe	0	Refused	3

	Total
Alcohol/Drug Use Suspected	12
DV Card Given	6
PO in Effect	0
	2

FEMALE OFFENDER

Age	Total	Race	Total
Under 18	1	White	7
18-24	2	Black	0
25-34	4	Am Indian	2
35-44	1	Asian	2
45-54	3	Unknown	0
55-64	0		
65 over	0	Ethnicity	
Unknown	0	Hispanic	0
TOTAL	11		11

Injuries	Total	Medical	Total
Minor	6	1st Aid	0
Moderate	0	Hospital	0
No Visible	1	None	4
Severe	0	Refused	6

	Total
Alcohol/Drug Use Suspected	5
DV Card Given	0
PO in Effect	0
	0

**STATE OF NEVADA
DOMESTIC VIOLENCE DATA COLLECTION**

AGENCY: Pershing County

MONTH/YEAR: 2009



VICTIM INFORMATION

MALE VICTIMS

Age	Total	Race	Total
Under 18	7	White	12
18-24	2	Black	0
25-34	3	Am Indian	5
35-44	2	Asian	0
45-54	2	Unknown	0
55-64	1		0
65 over	0	Ethnicity	
Unknown	0	Hispanic	2
TOTAL	17		17

Injuries	Total	Medical	Total
Minor	5	1st Aid	0
Moderate	0	Hospital	0
No Visible	3	None	8
Severe	0	Refused	8

	Total
Alcohol/Drug Use Suspected	6
DV Card Given	2
PO in Effect	0

FEMALE VICTIMS

Age	Total	Race	Total
Under 18	3	White	20
18-24	1	Black	1
25-34	8	Am Indian	4
35-44	5	Asian	2
45-54	5	Unknown	0
55-64	3		0
65 over	1	Ethnicity	0
Unknown	17	Hispanic	18
TOTAL	26		27

Injuries	Total	Medical	Total
Minor	5	1st Aid	0
Moderate	0	Hospital	2
No Visible	6	None	6
Severe	2	Refused	17

	Total
Alcohol/Drug Use Suspected	12
DV Card Given	4
PO in Effect	1

**STATE OF NEVADA
DOMESTIC VIOLENCE DATA COLLECTION**

AGENCY: Storey County

MONTH/YEAR: 2009



ARRESTEE INFORMATION

Male Aggressors

Number of Males Arrested	0
Number of Males Not Arrested	0
Total	0

Mitigating Circumstances for Not Arrested

Aggressor undetermined	0
Gone upon arrival	0
No evidence of injury	0
Not reported within 24 hours	0
Other	0
Unknown	0
	0
	0
Total	0

***Other Males Arrested at the Scene
(i.e. not part of the domestic relationship)***

Number of Other Males Arrested	0
--------------------------------	---

Female Aggressors

Number of Females Arrested	0
Number of Females Not Arrested	0
Total	0

Mitigating Circumstances for Not Arrested

Aggressor undetermined	0
Gone upon arrival	0
No evidence of injury	0
Not reported within 24 hours	0
Other	0
Unknown	0
	0
	0
Total	0

***Other Females Arrested at the Scene
(i.e. not part of the domestic relationship)***

Number of Other Females Arrested	0
----------------------------------	---

**STATE OF NEVADA
DOMESTIC VIOLENCE DATA COLLECTION**

AGENCY: Storey County

MONTH/YEAR: 2009



GENERAL INFORMATION

Time of Day

0000-0259	6
0300-0559	1
0600-0859	1
0900-1159	2
1200-1459	2
1500-1759	4
1800-2059	9
2100-2359	8
TOTAL	33

Number of Children Present

ages 0-3	4
ages 4-6	5
ages 7-9	4
ages 10-12	4
ages 13-15	4
ages 16-18	4
age unknown	0
TOTAL	25

Weapon Used

Blunt Object	3
Handgun	0
Hands/Fist/Feet	29
Knife/Cutting Inst	0
Other Firearm	0
Other Weapon	0
Unknown	0
TOTAL	32

Victim Relationship to Offender

Cohabitant	12
Spouse	6
Dating	8
Child in Common	0
Blood Relative	3
Parent	2
Child	2
Former Spouse	1
Former Dating	0
Former Cohabitant	0
Related by Marriage	1
TOTAL	35

Number of Mutual Combatant Incidents

Number of Incidents	0
---------------------	---

**STATE OF NEVADA
DOMESTIC VIOLENCE DATA COLLECTION**

AGENCY: Storey County

MONTH/YEAR: 2009



OFFENDER INFORMATION

MALE OFFENDER

Age	Total	Race	Total
Under 18	0	White	15
18-24	2	Black	0
25-34	4	Am Indian	0
35-44	3	Asian	0
45-54	6	Unknown	0
55-64	0		
65 over	0	Ethnicity	
Unknown	0	Hispanic	0
TOTAL	15		15

Injuries	Total	Medical	Total
Minor	2	1st Aid	1
Moderate	0	Hospital	0
No Visible	8	None	12
Severe	0	Refused	0

	Total
Alcohol/Drug Use Suspected	5
DV Card Given	0
PO in Effect	0
	11

FEMALE OFFENDER

Age	Total	Race	Total
Under 18	0	White	7
18-24	0	Black	0
25-34	3	Am Indian	1
35-44	2	Asian	0
45-54	4	Unknown	1
55-64	1		
65 over	0	Ethnicity	
Unknown	0	Hispanic	0
TOTAL	10		9

Injuries	Total	Medical	Total
Minor	2	1st Aid	1
Moderate	0	Hospital	0
No Visible	7	None	8
Severe	0	Refused	0

	Total
Alcohol/Drug Use Suspected	6
DV Card Given	0
PO in Effect	0
	2

**STATE OF NEVADA
DOMESTIC VIOLENCE DATA COLLECTION**

AGENCY: Storey County

MONTH/YEAR: 2009



VICTIM INFORMATION

MALE VICTIMS

Age	Total	Race	Total
Under 18	0	White	9
18-24	0	Black	0
25-34	6	Am Indian	0
35-44	1	Asian	0
45-54	1	Unknown	1
55-64	2		0
65 over	0	Ethnicity	
Unknown	0	Hispanic	0
TOTAL	10		10

Injuries	Total	Medical	Total
Minor	7	1st Aid	1
Moderate	1	Hospital	0
No Visible	1	None	4
Severe	0	Refused	5

	Total
Alcohol/Drug Use Suspected	2
DV Card Given	10
PO in Effect	0

FEMALE VICTIMS

Age	Total	Race	Total
Under 18	1	White	13
18-24	4	Black	0
25-34	2	Am Indian	0
35-44	2	Asian	0
45-54	7	Unknown	2
55-64	1		0
65 over	0	Ethnicity	0
Unknown	17	Hispanic	13
TOTAL	34		15

Injuries	Total	Medical	Total
Minor	7	1st Aid	4
Moderate	1	Hospital	1
No Visible	5	None	6
Severe	1	Refused	4

	Total
Alcohol/Drug Use Suspected	4
DV Card Given	16
PO in Effect	0

STATE OF NEVADA
DOMESTIC VIOLENCE DATA COLLECTION

AGENCY: Washoe County

MONTH/YEAR: 2009



ARRESTEE INFORMATION

Male Aggressors

Number of Males Arrested	1518
Number of Males Not Arrested	1334
Total	2852

Mitigating Circumstances for Not Arrested

Aggressor undetermined	203
Gone upon arrival	159
No evidence of injury	101
Not reported within 24 hours	44
Other	32
Unknown	2
Total	541

***Other Males Arrested at the Scene
(i.e. not part of the domestic relationship)***

Number of Other Males Arrested	18
--------------------------------	----

Female Aggressors

Number of Females Arrested	598
Number of Females Not Arrested	620
Total	1218

Mitigating Circumstances for Not Arrested

Aggressor undetermined	125
Gone upon arrival	29
No evidence of injury	38
Not reported within 24 hours	22
Other	8
Unknown	0
Total	222

***Other Females Arrested at the Scene
(i.e. not part of the domestic relationship)***

Number of Other Females Arrested	10
----------------------------------	----

**STATE OF NEVADA
DOMESTIC VIOLENCE DATA COLLECTION**

AGENCY: Washoe County

MONTH/YEAR: 2009



GENERAL INFORMATION

Time of Day

0000-0259	85
0300-0559	46
0600-0859	47
0900-1159	50
1200-1459	55
1500-1759	99
1800-2059	100
2100-2359	127
TOTAL	609

Number of Children Present

ages 0-3	73
ages 4-6	48
ages 7-9	37
ages 10-12	60
ages 13-15	77
ages 16-18	57
age unknown	2
TOTAL	354

Weapon Used

Blunt Object	10
Handgun	4
Hands/Fist/Feet	279
Knife/Cutting Inst	4
Other Firearm	0
Other Weapon	18
Unknown	2
TOTAL	317

Victim Relationship to Offender

Cohabitant	64
Spouse	89
Dating	65
Child in Common	34
Blood Relative	31
Parent	46
Child	18
Former Spouse	7
Former Dating	1
Former Cohabitant	7
Related by Marriage	13
TOTAL	375

Number of Mutual Combatant Incidents

Number of Incidents	34
---------------------	----

**STATE OF NEVADA
DOMESTIC VIOLENCE DATA COLLECTION**

AGENCY: Washoe County

MONTH/YEAR: 2009



OFFENDER INFORMATION

MALE OFFENDER

Age	Total	Race	Total
Under 18	163	White	1474
18-24	417	Black	249
25-34	575	Am Indian	38
35-44	456	Asian	40
45-54	310	Unknown	13
55-64	76		
65 over	25	Ethnicity	
Unknown	1	Hispanic	335
TOTAL	2023		1926

Injuries	Total	Medical	Total
Minor	258	1st Aid	19
Moderate	20	Hospital	16
No Visible	770	None	809
Severe	6	Refused	140

	Total
Alcohol/Drug Use Suspected	249
DV Card Given	36
PO in Effect	1

FEMALE OFFENDER

Age	Total	Race	Total
Under 18	155	White	707
18-24	181	Black	69
25-34	209	Am Indian	24
35-44	151	Asian	30
45-54	107	Unknown	8
55-64	26		
65 over	8	Ethnicity	
Unknown	0	Hispanic	135
TOTAL	837		901

Injuries	Total	Medical	Total
Minor	120	1st Aid	12
Moderate	12	Hospital	7
No Visible	301	None	321
Severe	1	Refused	62

	Total
Alcohol/Drug Use Suspected	86
DV Card Given	61
PO in Effect	3

**STATE OF NEVADA
DOMESTIC VIOLENCE DATA COLLECTION**

AGENCY: Washoe County

MONTH/YEAR: 2009



VICTIM INFORMATION

MALE VICTIMS

Age	Total	Race	Total
Under 18	180	White	1147
18-24	260	Black	110
25-34	302	Am Indian	26
35-44	272	Asian	33
45-54	226	Unknown	24
55-64	75		0
65 over	34	Ethnicity	
Unknown	2	Hispanic	240
TOTAL	1351		1457

Injuries	Total	Medical	Total
Minor	604	1st Aid	22
Moderate	202	Hospital	14
No Visible	501	None	258
Severe	20	Refused	145

	Total
Alcohol/Drug Use Suspected	78
DV Card Given	254
PO in Effect	2

FEMALE VICTIMS

Age	Total	Race	Total
Under 18	164	White	2525
18-24	739	Black	199
25-34	854	Am Indian	54
35-44	596	Asian	102
45-54	403	Unknown	36
55-64	125		0
65 over	41	Ethnicity	0
Unknown	634	Hispanic	1045
TOTAL	2928		3235

Injuries	Total	Medical	Total
Minor	1133	1st Aid	59
Moderate	493	Hospital	48
No Visible	1102	None	584
Severe	92	Refused	365

	Total
Alcohol/Drug Use Suspected	125
DV Card Given	756
PO in Effect	2

**STATE OF NEVADA
DOMESTIC VIOLENCE DATA COLLECTION**

AGENCY: White Pine County

MONTH/YEAR: 2009



ARRESTEE INFORMATION

Male Aggressors

Number of Males Arrested	31
Number of Males Not Arrested	2
Total	33

Mitigating Circumstances for Not Arrested

Aggressor undetermined	0
Gone upon arrival	2
No evidence of injury	0
Not reported within 24 hours	2
Other	0
Unknown	0
	0
	0
Total	4

***Other Males Arrested at the Scene
(i.e. not part of the domestic relationship)***

Number of Other Males Arrested	0
--------------------------------	---

Female Aggressors

Number of Females Arrested	8
Number of Females Not Arrested	2
Total	10

Mitigating Circumstances for Not Arrested

Aggressor undetermined	0
Gone upon arrival	0
No evidence of injury	0
Not reported within 24 hours	1
Other	1
Unknown	0
	0
	0
Total	2

***Other Females Arrested at the Scene
(i.e. not part of the domestic relationship)***

Number of Other Females Arrested	0
----------------------------------	---

**STATE OF NEVADA
DOMESTIC VIOLENCE DATA COLLECTION**

AGENCY: White Pine County

MONTH/YEAR: 2009



GENERAL INFORMATION

Time of Day

0000-0259	0
0300-0559	0
0600-0859	0
0900-1159	0
1200-1459	0
1500-1759	6
1800-2059	24
2100-2359	15
TOTAL	45

Number of Children Present

ages 0-3	3
ages 4-6	3
ages 7-9	3
ages 10-12	2
ages 13-15	1
ages 16-18	0
age unknown	0
TOTAL	12

Weapon Used

Blunt Object	0
Handgun	0
Hands/Fist/Feet	44
Knife/Cutting Inst	0
Other Firearm	0
Other Weapon	0
Unknown	0
TOTAL	44

Victim Relationship to Offender

Cohabitant	15
Spouse	8
Dating	9
Child in Common	0
Blood Relative	8
Parent	1
Child	0
Former Spouse	1
Former Dating	3
Former Cohabitant	0
Related by Marriage	0
TOTAL	45

Number of Mutual Combatant Incidents

Number of Incidents	0
---------------------	---

**STATE OF NEVADA
DOMESTIC VIOLENCE DATA COLLECTION**

AGENCY: White Pine County

MONTH/YEAR: 2009



OFFENDER INFORMATION

MALE OFFENDER

Age	Total	Race	Total
Under 18	3	White	34
18-24	6	Black	0
25-34	10	Am Indian	1
35-44	12	Asian	0
45-54	4	Unknown	0
55-64	0		
65 over	0	Ethnicity	
Unknown	0	Hispanic	7
TOTAL	35		35

Injuries	Total	Medical	Total
Minor	1	1st Aid	0
Moderate	0	Hospital	0
No Visible	27	None	26
Severe	0	Refused	0

	Total
Alcohol/Drug Use Suspected	18
DV Card Given	0
PO in Effect	0
	1

FEMALE OFFENDER

Age	Total	Race	Total
Under 18	1	White	8
18-24	2	Black	0
25-34	3	Am Indian	2
35-44	2	Asian	0
45-54	2	Unknown	0
55-64	0		
65 over	0	Ethnicity	
Unknown	0	Hispanic	1
TOTAL	10		10

Injuries	Total	Medical	Total
Minor	0	1st Aid	0
Moderate	0	Hospital	0
No Visible	5	None	3
Severe	0	Refused	0

	Total
Alcohol/Drug Use Suspected	4
DV Card Given	0
PO in Effect	0
	0

**STATE OF NEVADA
DOMESTIC VIOLENCE DATA COLLECTION**

AGENCY: White Pine County

MONTH/YEAR: 2009



VICTIM INFORMATION

MALE VICTIMS

Age	Total	Race	Total
Under 18	0	White	9
18-24	2	Black	0
25-34	3	Am Indian	1
35-44	2	Asian	0
45-54	2	Unknown	0
55-64	1		0
65 over	0	Ethnicity	
Unknown	0	Hispanic	1
TOTAL	10		10

Injuries	Total	Medical	Total
Minor	9	1st Aid	0
Moderate	1	Hospital	0
No Visible	0	None	7
Severe	0	Refused	2

	Total
Alcohol/Drug Use Suspected	2
DV Card Given	9
PO in Effect	0

FEMALE VICTIMS

Age	Total	Race	Total
Under 18	2	White	33
18-24	3	Black	0
25-34	13	Am Indian	2
35-44	10	Asian	0
45-54	7	Unknown	0
55-64	0		0
65 over	0	Ethnicity	0
Unknown	3	Hispanic	8
TOTAL	35		35

Injuries	Total	Medical	Total
Minor	29	1st Aid	0
Moderate	2	Hospital	2
No Visible	2	None	29
Severe	0	Refused	0

	Total
Alcohol/Drug Use Suspected	11
DV Card Given	30
PO in Effect	0

PROTECTION ORDERS

Storey County Sheriff’s Office Schools and Community Involvement



As part of our civic duty, Storey County Sheriff’s Office maintains active participation within the school system and the general community. For instance, our deputies participate in youth athletic activities, make school visits, serve as mentors, take enforcement action as needed and cosponsor social activities.



The Elko Police Department’s Police Athletic League (PAL) was founded nearly 20 years ago by Sgt. Fred Bradley, retired. The PAL basketball program currently provides a positive learning environment for children from the 3rd grade to the 8th grade while the volleyball program targets the 5th and 6th grade children.

Boulder City Police Department Patrol



The Boulder City Police Department has a capable staff of Patrol Officers ready and able to respond to emergencies and protect Boulder City citizens. Besides the regular, full-time Patrol Officers, there are several specialized patrols that also assist citizens in helping to keep Boulder City a safe community.



This page was intentionally left blank

Introduction and Definitions

The following report will describe and summarize temporary and extended protection orders issued in the State of Nevada for the calendar year of 2009. These reports are broken down to show which orders were granted to men and to women. Also included is a listing of those orders that included custody of a minor child and available historic data.

Definitions:

Temporary Protection Orders:

Can be granted within 24 hours of receiving the application and in effect up to 30 days or until scheduled court hearing.

Modified Temporary Protection Orders:

These are temporary protection orders that have been modified by the courts since their original issuing.

Extended Protection Orders:

Awarded only after a hearing before a judge and in effect for up to one year.

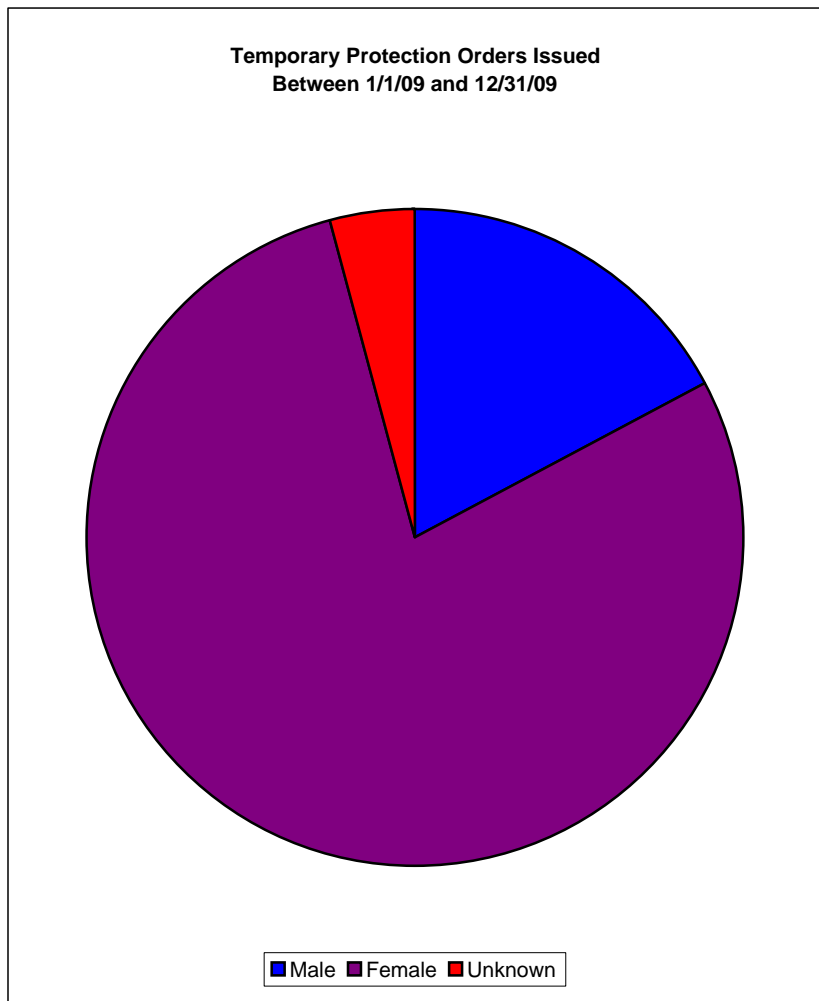
Modified Extended Protection Orders:

These are extended protection orders that have been modified by the courts since their original issuing.

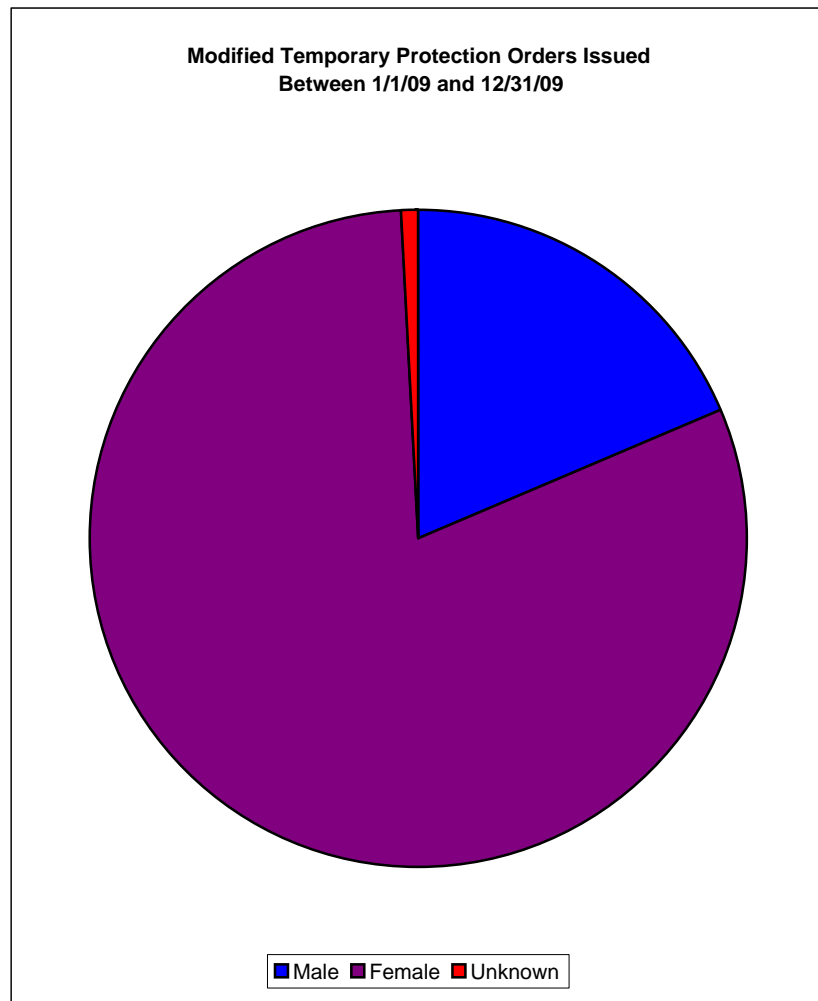
Any of the above orders can also include a grant of temporary custody of a minor child.

Please note that on the graphs you will see gender described as male, female, and unknown. Unknown includes those who entered unknown on the application, or those that did not complete the gender portion of the application.

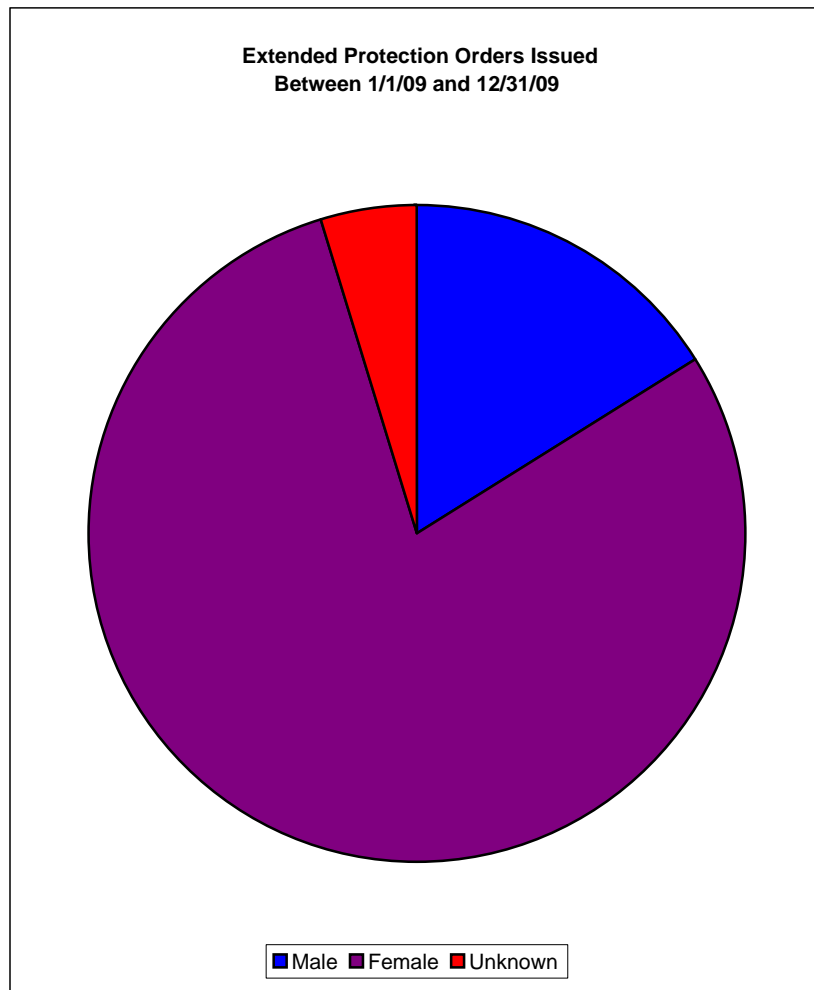
Temporary Protection Orders			
Male	Female	Unknown	Total
1764	8042	430	10236



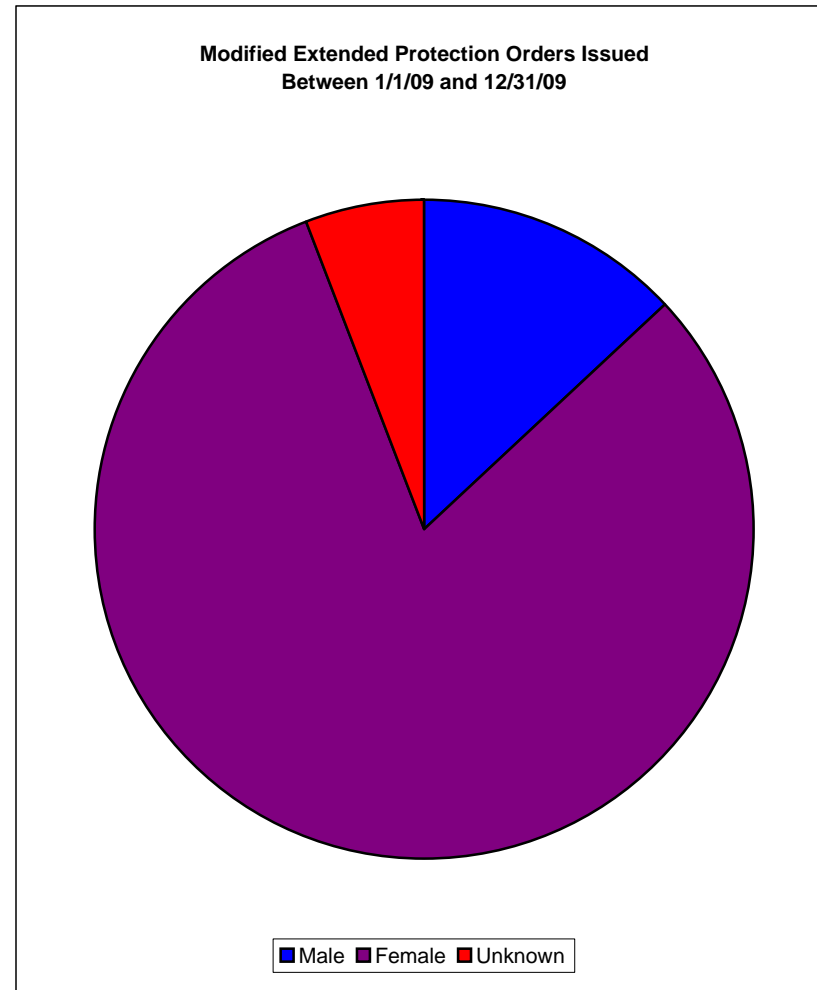
Modified Temporary Protection Orders			
Male	Female	Unknown	Total
216	938	9	1163



Extended Protection Orders			
Male	Female	Unknown	Total
484	2394	139	3017

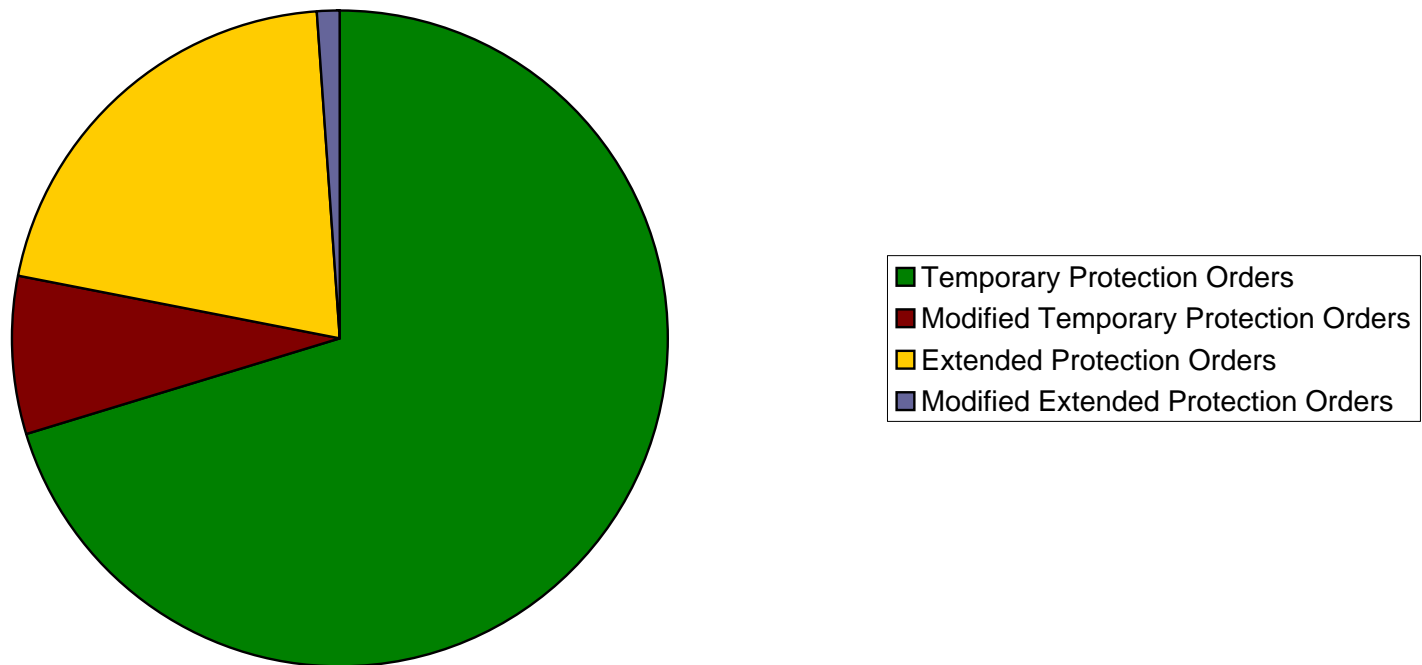


Modified Extended Protection Orders			
Male	Female	Unknown	Total
22	136	10	168

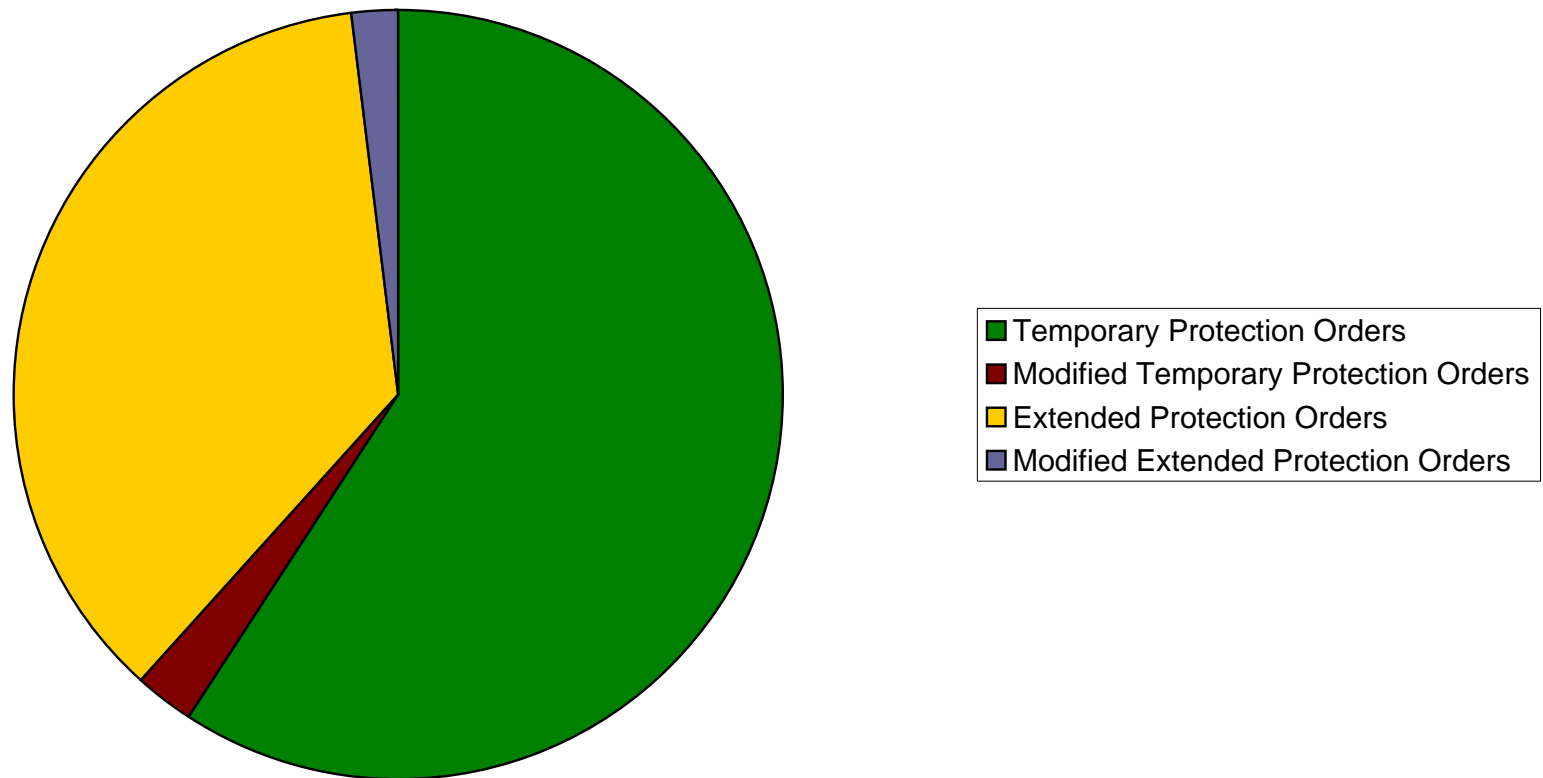


Percentage Breakdown of Protection Orders Issued Between 1/1/09 and 12/31/09					
	Temporary Protection Orders	Modified Temporary Protection Orders	Extended Protection Orders	Modified Extended Protection Orders	Total
Total Orders Issued	10236	1163	3017	168	14584
Percentage of Orders Issued	70%	8%	21%	1%	100.00%

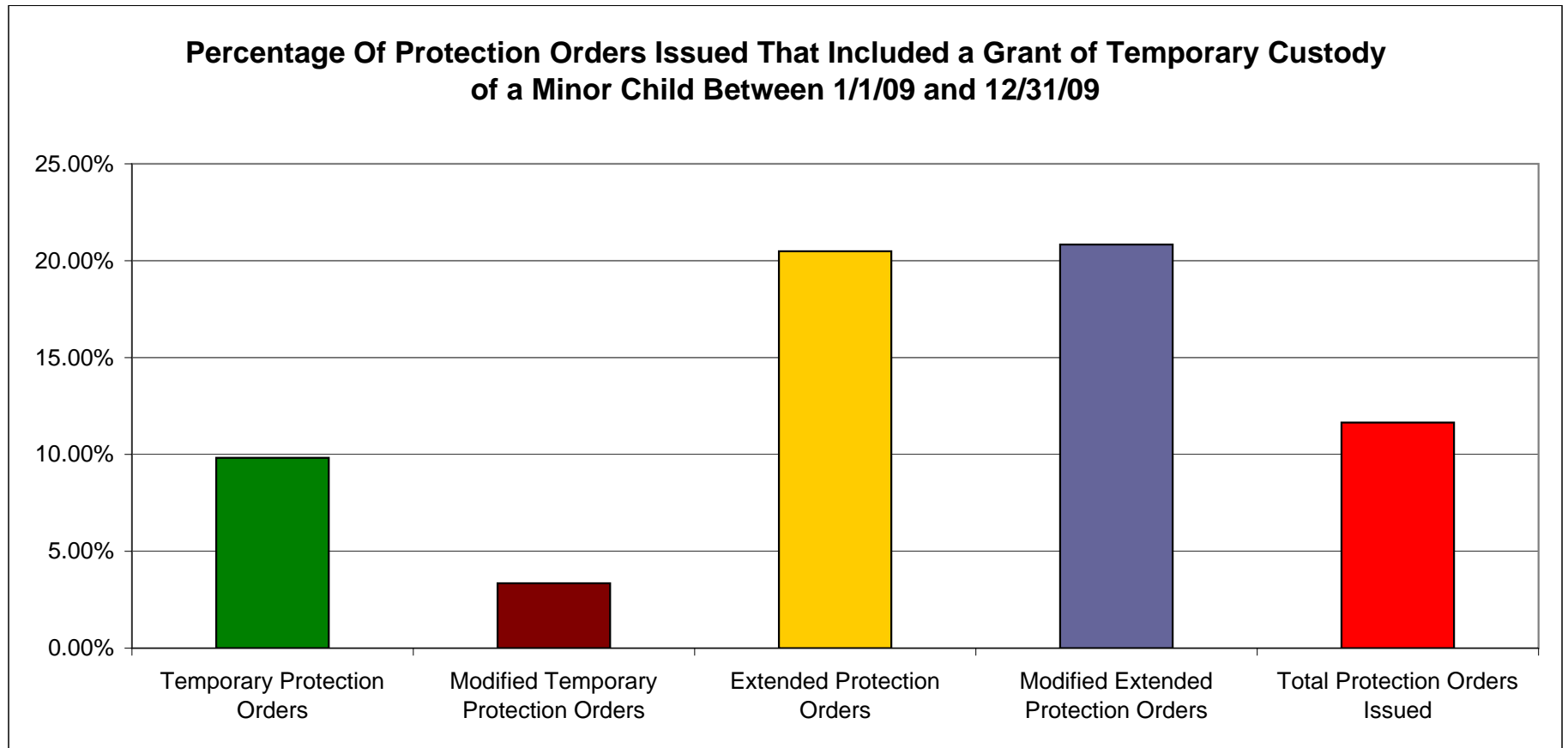
Types of Protection Orders Issued Between 1/1/09 and 12/31/09



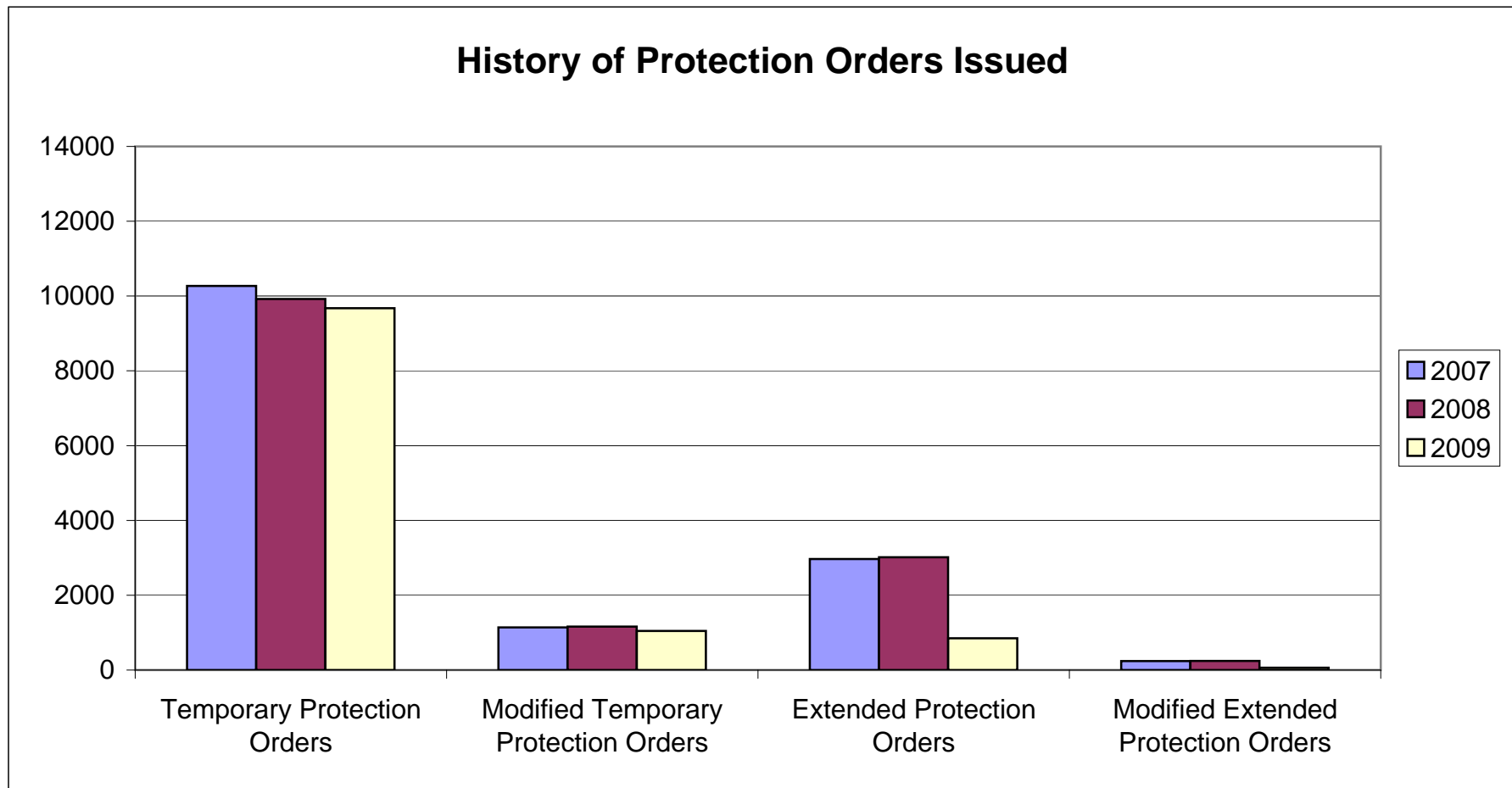
Protection Orders Issued That Include a Grant of Temporary Custody of a Minor Child				
Between 1/1/09 and 12/31/09				
Temporary Protection Orders	Modified Temporary Protection Orders	Extended Protection Orders	Modified Extended Protection Orders	Total
1006	39	618	35	1698



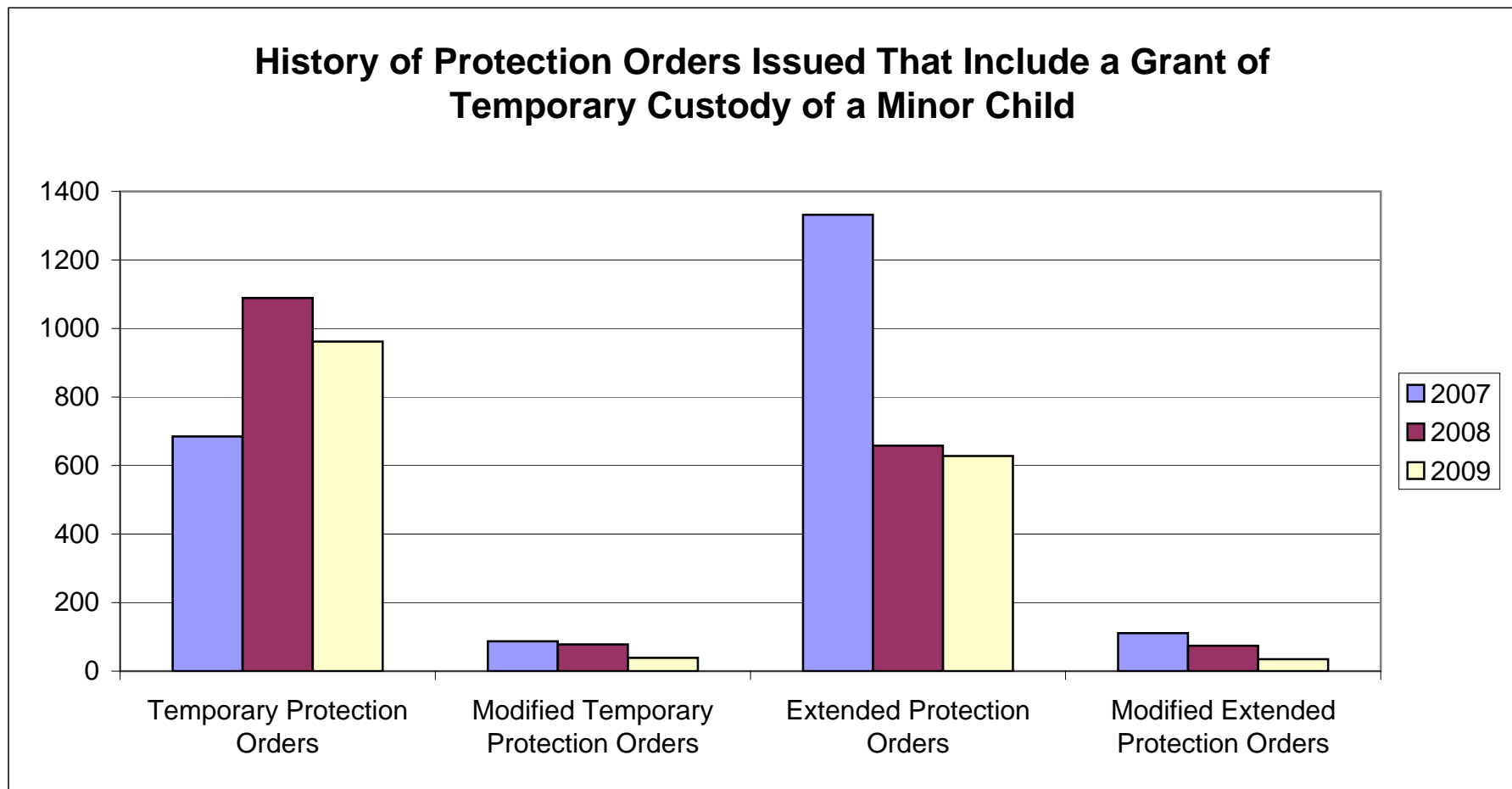
Comparison of Protection Orders Issued and Orders Issued With a Grant of Temporary Custody of a Minor Child					
Between 1/1/09 and 12/31/09					
	Temporary Protection Orders	Modified Temporary Protection Orders	Extended Protection Orders	Modified Extended Protection Orders	Total Protection Orders Issued
Total Orders Issued	10236	1163	3017	168	14584
Orders With Temporary Custody	1006	39	618	35	1698
Percentage of Orders With Grants	9.83%	3.35%	20.48%	20.83%	11.64%



History of Protection Orders Issued				
	Temporary Protection Orders	Modified Temporary Protection Orders	Extended Protection Orders	Modified Extended Protection Orders
2007	10268	1139	2967	239
2008	9921	1161	3017	244
2009	9,675	1046	849	63



History of Protection Orders Issued That Include a Grant of Temporary Custody of a Minor Child				
	Temporary Protection Orders	Modified Temporary Protection Orders	Extended Protection Orders	Modified Extended Protection Orders
2007	685	87	1332	111
2008	1089	78	658	74
2009	962	39	628	35



CRIMES AGAINST OLDER PERSONS



The Silver State Peace Officers Museum is located within the historic 1876 Storey County Jail in Virginia City, Nevada. The museum features an exceptional collection of United States law enforcement memorabilia dating back to the 1780s including badges, uniform items, restraints, nightsticks, photos, documents, and wanted posters. If it had a cop on it or involved law enforcement, we probably have it!

The setting of this great museum is perfect. This very historic 1876 jail features all of the early jail charm with strap iron doors, vintage inmate artwork on one of the cell walls, and a series of massive steel doors to enter.

The museum also features a Nevada Officers Memorial Room with a search-able computer kiosk that has a page dedicated to each officer that has died in the line of duty while serving their Nevada communities. The Kids Station lets the little ones put on their favorite uniform and get behind the wheel of a patrol car for a code-3 ride to wherever. Enjoy our gift area as well.

The Silver State Peace Officers Museum is a 501c3 approved non-profit organization dedicated to preserving the rich history of law enforcement for the education and enjoyment of generations to come. The museum has been developed by and is staffed by all volunteers dedicated to bringing this rich history to others.

The museum is open daily. Visit us and step back in time!

Museum Location

Silver State Peace Officers Museum
26 South B Street
Virginia City, Nevada

Mailing Address

Silver State Peace Officers Museum
PO Box 17051
Reno, NV. 89511

Phone

Museum: (775)847-7800 Director: (775)846-5948

e-mail us:

info@peaceofficersmuseum.org



This page was intentionally left blank

Jim Gibbons
Governor



Jearld Hafen
Director

Patrick J. Conmay
Division Chief

Records and Technology Division

333 West Nye Lane, Suite 100
Carson City, Nevada 89706
Telephone (775) 684-6262 – Fax (775) 684-6265
www.nvrepository.state.nv.us

AB 226 was passed in the 2007 Legislature which requires the Records and Technology Division to compile statistics reporting all crimes committed against older persons in the State of Nevada. For this report an older person is defined as a person 60 years and older. This report is broken into two distinctive parts. The first is from law enforcement agencies reporting incidents involving older persons and the second is from the Division of Aging Services which investigates incidents against older persons as well as non criminal issues such as self neglect.

The older persons' abuse data presented is based upon information from the following law enforcement agencies:

Boulder City Police Department
Carlin Police Department
Churchill County Sheriff's Office
Clark County School District Police
Douglas County Sheriff's Office
Elko Police Department
Fallon Police Department
Henderson Police Department
Humboldt County Sheriff's Office
Lander County Sheriff's Office
Las Vegas Metro Police Department
Lovelock Police Department
Lyon County Sheriff's Office
Mesquite Police Department
Mineral County Sheriff's Office
North Las Vegas Police Department
Nye County Sheriff's Office
Pershing County Sheriff's Office
Reno Police Department
Sparks Police Department
Storey County Sheriff's Office
Truckee Meadows Community College Police Department
UNLV Police Department
Washoe County School Police
West Wendover Police Department
White Pine County Sheriff's Department
Winnemucca Police Department

Totals for Agencies

Crimes Committed against the Elderly
(Offender Info)

2009

CLASSIFICATION OF OFFENSES Committed Against Persons 60 or older	Offender Total					RACE				
	M	F	U	Total		White	Black	American Indian or Alaskan Native	Asian or Pacific Islander	Unknown
Murder and Non negligent Manslaughter	0	0	0	0		0	0	0	0	0
Manslaughter by Negligence	0	0	0	0		0	0	0	0	0
Forcible Rape	5	0	0	5		5	0	0	0	0
Robbery	60	6	1	67		46	12	0	2	5
Aggravated Assault	40	28	1	69		71	11	0	1	1
Burglary--Breaking or Entering	81	21	198	300		75	19	0	0	206
Larceny--Theft Ex Purse snatching, pick pocketing	121	54	341	516		126	17	2	3	339
Motor Vehicle Theft	18	2	96	116		27	2	1	0	120
Other Assaults	78	40	3	121		106	8	3	1	3
Arson	1	0	2	3		1	0	0	0	2
Forgery & Counterfeiting	4	3	10	17		4	1	0	1	11
Fraud / Exploitation	45	34	80	159		57	8	0	0	89
Neglect	0	0	0	0		0	0	0	0	0
Isolation	0	0	0	0		0	0	0	0	0
Vandalism	57	7	138	202		50	4	0	0	128
Sex Offenses (except Forcible Rape)	1	0	0	1		1	0	0	0	0
All Other Offenses	186	36	84	306		159	47	1	2	100
GRAND TOTAL	697	231	954	1882		728	129	7	10	1004

Time of Day

0000-0259	145
0300-0559	86
0600-0859	173
0900-1159	197
1200-1459	253
1500-1759	226
1800-2059	178
2100-2359	229
Unknown	248
TOTAL	1735

Victim Relationship to Offender

Known Associate	316
Care taker/Medical Staff	15
Family	138
Stranger	282
Unknown	993
TOTAL	1744

Totals for Agencies

Crimes Committed against the Elderly
(Victim Info)

2009

CLASSIFICATION OF OFFENSES Committed Against Persons 60 or older	Victim Total				RACE				
	M	F	U	Total	White	Black	American Indian or Alaskan Native	Asian or Pacific Islander	Unknown
Murder and Non negligent Manslaughter	0	0	0	0	0	0	0	0	0
Manslaughter by Negligence	0	0	0	0	0	0	0	0	0
Forcible Rape	2	6	0	8	6	1	0	1	0
Robbery	43	29	6	78	64	6	0	1	7
Aggravated Assault	29	27	1	57	42	10	1	2	2
Burglary--Breaking or Entering	283	205	2	490	390	52	0	31	13
Larceny-- Theft Ex Purse snatching, pick pocketing	409	288	4	701	595	61	2	27	15
Motor Vehicle Theft	139	64	3	206	162	35	0	4	5
Other Assaults	97	99	2	198	146	30	1	8	1
Arson	1	3	0	4	3	0	0	1	0
Forgery & Counterfeiting	14	26	0	40	30	7	0	1	2
Fraud / Exploitation	107	111	2	220	174	35	0	7	2
Neglect	5	1	0	6	6	0	0	0	0
Isolation	0	0	0	0	0	0	0	0	0
Vandalism	196	99	1	296	230	38	1	15	11
Sex Offenses (except Forcible Rape)	2	3	0	5	4	1	0	0	0
All Other Offenses	236	187	3	426	358	32	5	11	17
GRAND TOTAL	1563	1148	24	2735	2210	308	10	109	75

FEMALE VICTIMS

Age	Total	Race	Total
60-69	679	White	881
70-79	291	Black	152
80-89	139	Am Indian	10
90-99	22	Asian	65
100 and older	1	Unknown	23
		Ethnicity	
		Hispanic	35
TOTAL	1132		1131

MALE VICTIMS

Age	Total	Race	Total
60-69	1007	White	1309
70-79	401	Black	146
80-89	114	Am Indian	6
90-99	13	Asian	32
100 and older	0	Unknown	34
		Ethnicity	
		Hispanic	19
TOTAL	1535		1527

Carson City

Crimes Committed against the Elderly
(Offender Info)

2009

CLASSIFICATION OF OFFENSES Committed Against Persons 60 or older	Offender Total				RACE				
	M	F	U	Total	White	Black	American Indian or Alaskan Native	Asian or Pacific Islander	Unknown
Murder and Non negligent Manslaughter	0	0	0	0	0	0	0	0	0
Manslaughter by Negligence	0	0	0	0	0	0	0	0	0
Forcible Rape	0	0	0	0	0	0	0	0	0
Robbery	0	0	0	0	0	0	0	0	0
Aggravated Assault	0	0	0	0	0	0	0	0	0
Burglary--Breaking or Entering	0	0	0	0	0	0	0	0	0
Larceny--Theft	0	0	0	0	0	0	0	0	0
Ex Purse snatching, pick pocketing	0	0	0	0	0	0	0	0	0
Motor Vehicle Theft	0	0	0	0	0	0	0	0	0
Other Assaults	0	0	0	0	0	0	0	0	0
Arson	0	0	0	0	0	0	0	0	0
Forgery & Counterfeiting	0	0	0	0	0	0	0	0	0
Fraud / Exploitation	0	0	0	0	0	0	0	0	0
Neglect	0	0	0	0	0	0	0	0	0
Isolation	0	0	0	0	0	0	0	0	0
Vandalism	0	0	0	0	0	0	0	0	0
Sex Offenses (except Forcible Rape)	0	0	0	0	0	0	0	0	0
All Other Offenses	0	0	0	0	0	0	0	0	0
GRAND TOTAL	0	0	0	0	0	0	0	0	0

Time of Day

0000-0259	0
0300-0559	0
0600-0859	0
0900-1159	0
1200-1459	0
1500-1759	0
1800-2059	0
2100-2359	0
Unknown	0
TOTAL	0

Victim Relationship to Offender

Known Associate	0
Care taker/Medical Staff	0
Family	0
Stranger	0
Unknown	0
TOTAL	0

Carson City

Crimes Committed against the Elderly
(Victim Info)

2009

CLASSIFICATION OF OFFENSES Committed Against Persons 60 or older	Victim Total				RACE				
	M	F	U	Total	White	Black	American Indian or Alaskan Native	Asian or Pacific Islander	Unknown
Murder and Non negligent Manslaughter	0	0	0	0	0	0	0	0	0
Manslaughter by Negligence	0	0	0	0	0	0	0	0	0
Forcible Rape	0	0	0	0	0	0	0	0	0
Robbery	0	0	0	0	0	0	0	0	0
Aggravated Assault	0	0	0	0	0	0	0	0	0
Burglary--Breaking or Entering	0	0	0	0	0	0	0	0	0
Larceny-- Theft Ex Purse snatching, pick pocketing	0	0	0	0	0	0	0	0	0
Motor Vehicle Theft	0	0	0	0	0	0	0	0	0
Other Assaults	0	0	0	0	0	0	0	0	0
Arson	0	0	0	0	0	0	0	0	0
Forgery & Counterfeiting	0	0	0	0	0	0	0	0	0
Fraud / Exploitation	0	0	0	0	0	0	0	0	0
Neglect	0	0	0	0	0	0	0	0	0
Isolation	0	0	0	0	0	0	0	0	0
Vandalism	0	0	0	0	0	0	0	0	0
Sex Offenses (except Forcible Rape)	0	0	0	0	0	0	0	0	0
All Other Offenses	0	0	0	0	0	0	0	0	0
GRAND TOTAL	0	0	0	0	0	0	0	0	0

FEMALE VICTIMS

Age	Total	Race	Total
60-69	0	White	0
70-79	0	Black	0
80-89	0	Am Indian	0
90-99	0	Asian	0
100 and older	0	Unknown	0
		Ethnicity	
		Hispanic	0
TOTAL	0		0

MALE VICTIMS

Age	Total	Race	Total
60-69	0	White	0
70-79	0	Black	0
80-89	0	Am Indian	0
90-99	0	Asian	0
100 and older	0	Unknown	0
		Ethnicity	
		Hispanic	0
TOTAL	0		0

Churchill County

Crimes Committed against the Elderly
(Offender Info)

2009

CLASSIFICATION OF OFFENSES Committed Against Persons 60 or older	Offender Total				RACE				
	M	F	U	Total	White	Black	American Indian or Alaskan Native	Asian or Pacific Islander	Unknown
Murder and Non negligent Manslaughter	0	0	0	0	0	0	0	0	0
Manslaughter by Negligence	0	0	0	0	0	0	0	0	0
Forcible Rape	0	0	0	0	0	0	0	0	0
Robbery	2	0	0	2	2	0	0	0	0
Aggravated Assault	0	0	0	0	0	0	0	0	0
Burglary--Breaking or Entering	6	0	2	8	6	0	0	0	2
Larceny--Theft Ex Purse snatching, pick pocketing	3	0	11	14	3	0	0	0	11
Motor Vehicle Theft	0	0	1	1	0	0	0	0	1
Other Assaults	2	5	0	7	6	0	1	0	0
Arson	0	0	0	0	0	0	0	0	0
Forgery & Counterfeiting	0	0	0	0	0	0	0	0	0
Fraud / Exploitation	3	5	10	18	8	0	0	0	10
Neglect	0	0	0	0	0	0	0	0	0
Isolation	0	0	0	0	0	0	0	0	0
Vandalism	12	2	29	43	14	0	0	0	29
Sex Offenses (except Forcible Rape)	0	0	0	0	0	0	0	0	0
All Other Offenses	0	0	1	1	0	0	0	0	1
GRAND TOTAL	28	12	54	94	39	0	1	0	54

Time of Day

0000-0259	12
0300-0559	20
0600-0859	1
0900-1159	6
1200-1459	1
1500-1759	4
1800-2059	4
2100-2359	12
Unknown	29
TOTAL	89

Victim Relationship to Offender

Known Associate	10
Care taker/Medical Staff	0
Family	6
Stranger	30
Unknown	43
TOTAL	89

Churchill County

Crimes Committed against the Elderly
(Victim Info)

2009

CLASSIFICATION OF OFFENSES Committed Against Persons 60 or older	Victim Total				RACE				
	M	F	U	Total	White	Black	American Indian or Alaskan Native	Asian or Pacific Islander	Unknown
Murder and Non negligent Manslaughter	0	0	0	0	0	0	0	0	0
Manslaughter by Negligence	0	0	0	0	0	0	0	0	0
Forcible Rape	0	0	0	0	0	0	0	0	0
Robbery	1	0	0	1	1	0	0	0	0
Aggravated Assault	0	0	0	0	0	0	0	0	0
Burglary--Breaking or Entering	2	2	0	4	4	0	0	0	0
Larceny-- Theft Ex Purse snatching, pick pocketing	10	4	0	14	14	0	0	0	0
Motor Vehicle Theft	1	0	0	1	1	0	0	0	0
Other Assaults	5	1	0	6	6	0	0	0	0
Arson	0	0	0	0	0	0	0	0	0
Forgery & Counterfeiting	1	0	0	1	1	0	0	0	0
Fraud / Exploitation	8	7	0	15	15	0	0	0	0
Neglect	0	0	0	0	0	0	0	0	0
Isolation	0	0	0	0	0	0	0	0	0
Vandalism	31	12	0	43	43	0	0	0	0
Sex Offenses (except Forcible Rape)	0	0	0	0	0	0	0	0	0
All Other Offenses	4	0	0	4	3	0	1	0	0
GRAND TOTAL	63	26	0	89	88	0	1	0	0

FEMALE VICTIMS

Age	Total	Race	Total
60-69	14	White	26
70-79	10	Black	0
80-89	2	Am Indian	0
90-99	0	Asian	0
100 and older	0	Unknown	0
		Ethnicity	
		Hispanic	0
TOTAL	26		26

MALE VICTIMS

Age	Total	Race	Total
60-69	36	White	62
70-79	19	Black	0
80-89	6	Am Indian	1
90-99	2	Asian	0
100 and older	0	Unknown	0
		Ethnicity	
		Hispanic	1
TOTAL	63		63

Clark County

Crimes Committed against the Elderly
(Offender Info)

2009

CLASSIFICATION OF OFFENSES Committed Against Persons 60 or older	Offender Total				RACE				
	M	F	U	Total	White	Black	American Indian or Alaskan Native	Asian or Pacific Islander	Unknown
Murder and Non negligent Manslaughter	0	0	0	0	0	0	0	0	0
Manslaughter by Negligence	0	0	0	0	0	0	0	0	0
Forcible Rape	4	0	0	4	4	0	0	0	0
Robbery	38	3	1	42	25	8	0	2	5
Aggravated Assault	35	27	1	63	65	11	0	1	1
Burglary--Breaking or Entering	62	18	159	239	53	18	0	0	168
Larceny--Theft Ex Purse snatching, pick pocketing	109	50	251	410	112	15	2	3	249
Motor Vehicle Theft	14	1	82	97	22	2	1	0	106
Other Assaults	54	23	2	79	68	8	0	1	2
Arson	1	0	2	3	1	0	0	0	2
Forgery & Counterfeiting	4	2	10	16	3	1	0	1	11
Fraud / Exploitation	34	24	62	120	38	7	0	0	70
Neglect	0	0	0	0	0	0	0	0	0
Isolation	0	0	0	0	0	0	0	0	0
Vandalism	39	4	95	138	29	4	0	0	87
Sex Offenses (except Forcible Rape)	1	0	0	1	1	0	0	0	0
All Other Offenses	179	35	80	294	152	46	1	2	96
GRAND TOTAL	574	187	745	1506	573	120	4	10	797

Time of Day

0000-0259	124
0300-0559	59
0600-0859	168
0900-1159	173
1200-1459	232
1500-1759	203
1800-2059	162
2100-2359	198
Unknown	63
TOTAL	1382

Victim Relationship to Offender

Known Associate	256
Care taker/Medical Staff	10
Family	104
Stranger	223
Unknown	788
TOTAL	1381

Clark County

Crimes Committed against the Elderly
(Victim Info)

2009

CLASSIFICATION OF OFFENSES Committed Against Persons 60 or older	Victim Total				RACE				
	M	F	U	Total	White	Black	American Indian or Alaskan Native	Asian or Pacific Islander	Unknown
Murder and Non negligent Manslaughter	0	0	0	0	0	0	0	0	0
Manslaughter by Negligence	0	0	0	0	0	0	0	0	0
Forcible Rape	2	6	0	8	6	1	0	1	0
Robbery	37	29	1	67	60	6	0	1	0
Aggravated Assault	24	24	0	48	35	10	1	2	0
Burglary--Breaking or Entering	251	186	0	437	342	52	0	29	13
Larceny-- Theft Ex Purse snatching, pick pocketing	336	257	0	593	497	57	1	27	11
Motor Vehicle Theft	123	63	0	186	145	35	0	4	2
Other Assaults	74	86	1	161	111	30	0	8	0
Arson	1	3	0	4	3	0	0	1	0
Forgery & Counterfeiting	12	26	0	38	28	7	0	1	2
Fraud / Exploitation	85	98	0	183	139	35	0	7	2
Neglect	5	0	0	5	5	0	0	0	0
Isolation	0	0	0	0	0	0	0	0	0
Vandalism	147	84	0	231	166	38	1	15	11
Sex Offenses (except Forcible Rape)	2	3	0	5	4	1	0	0	0
All Other Offenses	226	183	0	409	345	32	4	11	17
GRAND TOTAL	1325	1048	2	2375	1886	304	7	107	58

FEMALE VICTIMS

Age	Total	Race	Total
60-69	623	White	785
70-79	261	Black	151
80-89	127	Am Indian	9
90-99	22	Asian	65
100 and older	1	Unknown	23
		Ethnicity	
		Hispanic	34
TOTAL	1034		1033

MALE VICTIMS

Age	Total	Race	Total
60-69	874	White	1085
70-79	322	Black	146
80-89	96	Am Indian	4
90-99	11	Asian	32
100 and older	0	Unknown	34
		Ethnicity	
		Hispanic	12
TOTAL	1303		1301

Douglas County

Crimes Committed against the Elderly
(Offender Info)

2009

CLASSIFICATION OF OFFENSES Committed Against Persons 60 or older	Offender Total				RACE				
	M	F	U	Total	White	Black	American Indian or Alaskan Native	Asian or Pacific Islander	Unknown
Murder and Non negligent Manslaughter	0	0	0	0	0	0	0	0	0
Manslaughter by Negligence	0	0	0	0	0	0	0	0	0
Forcible Rape	0	0	0	0	0	0	0	0	0
Robbery	0	0	0	0	0	0	0	0	0
Aggravated Assault	0	0	0	0	0	0	0	0	0
Burglary--Breaking or Entering	0	0	0	0	0	0	0	0	0
Larceny--Theft Ex Purse snatching, pick pocketing	0	0	0	0	0	0	0	0	0
Motor Vehicle Theft	0	0	0	0	0	0	0	0	0
Other Assaults	0	0	0	0	0	0	0	0	0
Arson	0	0	0	0	0	0	0	0	0
Forgery & Counterfeiting	0	0	0	0	0	0	0	0	0
Fraud / Exploitation	1	0	0	1	0	0	0	0	1
Neglect	0	0	0	0	0	0	0	0	0
Isolation	0	0	0	0	0	0	0	0	0
Vandalism	0	0	0	0	0	0	0	0	0
Sex Offenses (except Forcible Rape)	0	0	0	0	0	0	0	0	0
All Other Offenses	0	0	0	0	0	0	0	0	0
GRAND TOTAL	1	0	0	1	0	0	0	0	1

Time of Day

0000-0259	0
0300-0559	0
0600-0859	0
0900-1159	0
1200-1459	0
1500-1759	0
1800-2059	0
2100-2359	0
Unknown	1
TOTAL	1

Victim Relationship to Offender

Known Associate	0
Care taker/Medical Staff	1
Family	0
Stranger	0
Unknown	0
TOTAL	1

Douglas County

Crimes Committed against the Elderly
(Victim Info)

2009

CLASSIFICATION OF OFFENSES Committed Against Persons 60 or older	Victim Total				RACE				
	M	F	U	Total	White	Black	American Indian or Alaskan Native	Asian or Pacific Islander	Unknown
Murder and Non negligent Manslaughter	0	0	0	0	0	0	0	0	0
Manslaughter by Negligence	0	0	0	0	0	0	0	0	0
Forcible Rape	0	0	0	0	0	0	0	0	0
Robbery	0	0	0	0	0	0	0	0	0
Aggravated Assault	0	0	0	0	0	0	0	0	0
Burglary--Breaking or Entering	0	0	0	0	0	0	0	0	0
Larceny-- Theft Ex Purse snatching, pick pocketing	0	0	0	0	0	0	0	0	0
Motor Vehicle Theft	0	0	0	0	0	0	0	0	0
Other Assaults	0	0	0	0	0	0	0	0	0
Arson	0	0	0	0	0	0	0	0	0
Forgery & Counterfeiting	0	0	0	0	0	0	0	0	0
Fraud / Exploitation	1	0	0	1	1	0	0	0	0
Neglect	0	0	0	0	0	0	0	0	0
Isolation	0	0	0	0	0	0	0	0	0
Vandalism	0	0	0	0	0	0	0	0	0
Sex Offenses (except Forcible Rape)	0	0	0	0	0	0	0	0	0
All Other Offenses	0	0	0	0	0	0	0	0	0
GRAND TOTAL	1	0	0	1	1	0	0	0	0

FEMALE VICTIMS

Age	Total	Race	Total
60-69	0	White	0
70-79	0	Black	0
80-89	0	Am Indian	0
90-99	0	Asian	0
100 and older	0	Unknown	0
		Ethnicity	
		Hispanic	0
TOTAL	0		0

MALE VICTIMS

Age	Total	Race	Total
60-69	0	White	1
70-79	0	Black	0
80-89	1	Am Indian	0
90-99	0	Asian	0
100 and older	0	Unknown	0
		Ethnicity	
		Hispanic	0
TOTAL	1		1

Elko County

Crimes Committed against the Elderly
(Offender Info)

2009

CLASSIFICATION OF OFFENSES Committed Against Persons 60 or older	Offender Total				
	M	F	U	Total	
Murder and Non negligent Manslaughter	0	0	0	0	
Manslaughter by Negligence	0	0	0	0	
Forcible Rape	0	0	0	0	
Robbery	0	0	0	0	
Aggravated Assault	0	0	0	0	
Burglary--Breaking or Entering	2	0	2	4	
Larceny--Theft Ex Purse snatching, pick pocketing	4	1	14	19	
Motor Vehicle Theft	0	0	1	1	
Other Assaults	3	1	0	4	
Arson	0	0	0	0	
Forgery & Counterfeiting	0	0	0	0	
Fraud / Exploitation	1	0	0	1	
Neglect	0	0	0	0	
Isolation	0	0	0	0	
Vandalism	0	0	0	0	
Sex Offenses (except Forcible Rape)	0	0	0	0	
All Other Offenses	0	0	0	0	
GRAND TOTAL	10	2	17	29	

RACE				
White	Black	American Indian or Alaskan Native	Asian or Pacific Islander	Unknown
0	0	0	0	0
0	0	0	0	0
0	0	0	0	0
0	0	0	0	0
0	0	0	0	0
2	0	0	0	2
5	0	0	0	14
0	0	0	0	1
3	0	1	0	0
0	0	0	0	0
0	0	0	0	0
1	0	0	0	0
0	0	0	0	0
0	0	0	0	0
0	0	0	0	0
0	0	0	0	0
0	0	0	0	0
11	0	1	0	17

Time of Day

0000-0259	2
0300-0559	2
0600-0859	1
0900-1159	3
1200-1459	2
1500-1759	1
1800-2059	1
2100-2359	2
Unknown	13
TOTAL	27

Victim Relationship to Offender

Known Associate	2
Care taker/Medical Staff	0
Family	5
Stranger	1
Unknown	19
TOTAL	27

Elko County

Crimes Committed against the Elderly
(Victim Info)

2009

CLASSIFICATION OF OFFENSES Committed Against Persons 60 or older	Victim Total				RACE				
	M	F	U	Total	White	Black	American Indian or Alaskan Native	Asian or Pacific Islander	Unknown
Murder and Non negligent Manslaughter	0	0	0	0	0	0	0	0	0
Manslaughter by Negligence	0	0	0	0	0	0	0	0	0
Forcible Rape	0	0	0	0	0	0	0	0	0
Robbery	0	0	0	0	0	0	0	0	0
Aggravated Assault	0	1	0	1	1	0	0	0	0
Burglary--Breaking or Entering	1	0	0	1	1	0	0	0	0
Larceny-- Theft Ex Purse snatching, pick pocketing	2	3	3	8	5	0	0	0	3
Motor Vehicle Theft	0	0	0	0	0	0	0	0	0
Other Assaults	1	0	0	1	0	0	1	0	0
Arson	0	0	0	0	0	0	0	0	0
Forgery & Counterfeiting	0	0	0	0	0	0	0	0	0
Fraud / Exploitation	0	0	0	0	0	0	0	0	0
Neglect	0	0	0	0	0	0	0	0	0
Isolation	0	0	0	0	0	0	0	0	0
Vandalism	0	0	0	0	0	0	0	0	0
Sex Offenses (except Forcible Rape)	0	0	0	0	0	0	0	0	0
All Other Offenses	0	0	0	0	0	0	0	0	0
GRAND TOTAL	4	4	3	11	7	0	1	0	3

FEMALE VICTIMS

Age	Total	Race	Total
60-69	3	White	4
70-79	1	Black	0
80-89	0	Am Indian	0
90-99	0	Asian	0
100 and older	0	Unknown	0
		Ethnicity	
		Hispanic	0
TOTAL	4		4

MALE VICTIMS

Age	Total	Race	Total
60-69	3	White	3
70-79	1	Black	0
80-89	0	Am Indian	1
90-99	0	Asian	0
100 and older	0	Unknown	0
		Ethnicity	
		Hispanic	0
TOTAL	4		4

Esmeralda County

Crimes Committed against the Elderly
(Offender Info)

2009

CLASSIFICATION OF OFFENSES Committed Against Persons 60 or older	Offender Total				RACE				
	M	F	U	Total	White	Black	American Indian or Alaskan Native	Asian or Pacific Islander	Unknown
Murder and Non negligent Manslaughter	0	0	0	0	0	0	0	0	0
Manslaughter by Negligence	0	0	0	0	0	0	0	0	0
Forcible Rape	0	0	0	0	0	0	0	0	0
Robbery	0	0	0	0	0	0	0	0	0
Aggravated Assault	0	0	0	0	0	0	0	0	0
Burglary--Breaking or Entering	0	0	0	0	0	0	0	0	0
Larceny--Theft Ex Purse snatching, pick pocketing	0	0	0	0	0	0	0	0	0
Motor Vehicle Theft	0	0	0	0	0	0	0	0	0
Other Assaults	0	0	0	0	0	0	0	0	0
Arson	0	0	0	0	0	0	0	0	0
Forgery & Counterfeiting	0	0	0	0	0	0	0	0	0
Fraud / Exploitation	0	0	0	0	0	0	0	0	0
Neglect	0	0	0	0	0	0	0	0	0
Isolation	0	0	0	0	0	0	0	0	0
Vandalism	0	0	0	0	0	0	0	0	0
Sex Offenses (except Forcible Rape)	0	0	0	0	0	0	0	0	0
All Other Offenses	0	0	0	0	0	0	0	0	0
GRAND TOTAL	0	0	0	0	0	0	0	0	0

Time of Day

0000-0259	0
0300-0559	0
0600-0859	0
0900-1159	0
1200-1459	0
1500-1759	0
1800-2059	0
2100-2359	0
Unknown	0
TOTAL	0

Victim Relationship to Offender

Known Associate	0
Care taker/Medical Staff	0
Family	0
Stranger	0
Unknown	0
TOTAL	0

Esmeralda County

Crimes Committed against the Elderly
(Victim Info)

2009

CLASSIFICATION OF OFFENSES Committed Against Persons 60 or older	Victim Total				RACE				
	M	F	U	Total	White	Black	American Indian or Alaskan Native	Asian or Pacific Islander	Unknown
Murder and Non negligent Manslaughter	0	0	0	0	0	0	0	0	0
Manslaughter by Negligence	0	0	0	0	0	0	0	0	0
Forcible Rape	0	0	0	0	0	0	0	0	0
Robbery	0	0	0	0	0	0	0	0	0
Aggravated Assault	0	0	0	0	0	0	0	0	0
Burglary--Breaking or Entering	0	0	0	0	0	0	0	0	0
Larceny-- Theft Ex Purse snatching, pick pocketing	0	0	0	0	0	0	0	0	0
Motor Vehicle Theft	0	0	0	0	0	0	0	0	0
Other Assaults	0	0	0	0	0	0	0	0	0
Arson	0	0	0	0	0	0	0	0	0
Forgery & Counterfeiting	0	0	0	0	0	0	0	0	0
Fraud / Exploitation	0	0	0	0	0	0	0	0	0
Neglect	0	0	0	0	0	0	0	0	0
Isolation	0	0	0	0	0	0	0	0	0
Vandalism	0	0	0	0	0	0	0	0	0
Sex Offenses (except Forcible Rape)	0	0	0	0	0	0	0	0	0
All Other Offenses	0	0	0	0	0	0	0	0	0
GRAND TOTAL	0	0	0	0	0	0	0	0	0

FEMALE VICTIMS

Age	Total	Race	Total
60-69	0	White	0
70-79	0	Black	0
80-89	0	Am Indian	0
90-99	0	Asian	0
100 and older	0	Unknown	0
		Ethnicity	
		Hispanic	0
TOTAL	0		0

MALE VICTIMS

Age	Total	Race	Total
60-69	0	White	0
70-79	0	Black	0
80-89	0	Am Indian	0
90-99	0	Asian	0
100 and older	0	Unknown	0
		Ethnicity	
		Hispanic	0
TOTAL	0		0

Eureka County

Crimes Committed against the Elderly
(Offender Info)

2009

CLASSIFICATION OF OFFENSES Committed Against Persons 60 or older	Offender Total				RACE				
	M	F	U	Total	White	Black	American Indian or Alaskan Native	Asian or Pacific Islander	Unknown
Murder and Non negligent Manslaughter	0	0	0	0	0	0	0	0	0
Manslaughter by Negligence	0	0	0	0	0	0	0	0	0
Forcible Rape	0	0	0	0	0	0	0	0	0
Robbery	0	0	0	0	0	0	0	0	0
Aggravated Assault	0	0	0	0	0	0	0	0	0
Burglary--Breaking or Entering	0	0	0	0	0	0	0	0	0
Larceny--Theft	0	0	0	0	0	0	0	0	0
Ex Purse snatching, pick pocketing	0	0	0	0	0	0	0	0	0
Motor Vehicle Theft	0	0	0	0	0	0	0	0	0
Other Assaults	0	0	0	0	0	0	0	0	0
Arson	0	0	0	0	0	0	0	0	0
Forgery & Counterfeiting	0	0	0	0	0	0	0	0	0
Fraud / Exploitation	0	0	0	0	0	0	0	0	0
Neglect	0	0	0	0	0	0	0	0	0
Isolation	0	0	0	0	0	0	0	0	0
Vandalism	0	0	0	0	0	0	0	0	0
Sex Offenses (except Forcible Rape)	0	0	0	0	0	0	0	0	0
All Other Offenses	0	0	0	0	0	0	0	0	0
GRAND TOTAL	0	0	0	0	0	0	0	0	0

Time of Day

0000-0259	0
0300-0559	0
0600-0859	0
0900-1159	0
1200-1459	0
1500-1759	0
1800-2059	0
2100-2359	0
Unknown	0
TOTAL	0

Victim Relationship to Offender

Known Associate	0
Care taker/Medical Staff	0
Family	0
Stranger	0
Unknown	0
TOTAL	0

Eureka County

Crimes Committed against the Elderly
(Victim Info)

2009

CLASSIFICATION OF OFFENSES Committed Against Persons 60 or older	Victim Total				RACE				
	M	F	U	Total	White	Black	American Indian or Alaskan Native	Asian or Pacific Islander	Unknown
Murder and Non negligent Manslaughter	0	0	0	0	0	0	0	0	0
Manslaughter by Negligence	0	0	0	0	0	0	0	0	0
Forcible Rape	0	0	0	0	0	0	0	0	0
Robbery	0	0	0	0	0	0	0	0	0
Aggravated Assault	0	0	0	0	0	0	0	0	0
Burglary--Breaking or Entering	0	0	0	0	0	0	0	0	0
Larceny-- Theft Ex Purse snatching, pick pocketing	0	0	0	0	0	0	0	0	0
Motor Vehicle Theft	0	0	0	0	0	0	0	0	0
Other Assaults	0	0	0	0	0	0	0	0	0
Arson	0	0	0	0	0	0	0	0	0
Forgery & Counterfeiting	0	0	0	0	0	0	0	0	0
Fraud / Exploitation	0	0	0	0	0	0	0	0	0
Neglect	0	0	0	0	0	0	0	0	0
Isolation	0	0	0	0	0	0	0	0	0
Vandalism	0	0	0	0	0	0	0	0	0
Sex Offenses (except Forcible Rape)	0	0	0	0	0	0	0	0	0
All Other Offenses	0	0	0	0	0	0	0	0	0
GRAND TOTAL	0	0	0	0	0	0	0	0	0

FEMALE VICTIMS

Age	Total	Race	Total
60-69	0	White	0
70-79	0	Black	0
80-89	0	Am Indian	0
90-99	0	Asian	0
100 and older	0	Unknown	0
		Ethnicity	
		Hispanic	0
TOTAL	0		0

MALE VICTIMS

Age	Total	Race	Total
60-69	0	White	0
70-79	0	Black	0
80-89	0	Am Indian	0
90-99	0	Asian	0
100 and older	0	Unknown	0
		Ethnicity	
		Hispanic	0
TOTAL	0		0

Humboldt County

Crimes Committed against the Elderly
(Offender Info)

2009

CLASSIFICATION OF OFFENSES Committed Against Persons 60 or older	Offender Total				RACE				
	M	F	U	Total	White	Black	American Indian or Alaskan Native	Asian or Pacific Islander	Unknown
Murder and Non negligent Manslaughter	0	0	0	0	0	0	0	0	0
Manslaughter by Negligence	0	0	0	0	0	0	0	0	0
Forcible Rape	0	0	0	0	0	0	0	0	0
Robbery	0	0	0	0	0	0	0	0	0
Aggravated Assault	0	0	0	0	0	0	0	0	0
Burglary--Breaking or Entering	0	0	0	0	0	0	0	0	0
Larceny--Theft Ex Purse snatching, pick pocketing	0	0	0	0	0	0	0	0	0
Motor Vehicle Theft	0	0	0	0	0	0	0	0	0
Other Assaults	0	0	0	0	0	0	0	0	0
Arson	0	0	0	0	0	0	0	0	0
Forgery & Counterfeiting	0	0	0	0	0	0	0	0	0
Fraud / Exploitation	0	0	0	0	0	0	0	0	0
Neglect	0	0	0	0	0	0	0	0	0
Isolation	0	0	0	0	0	0	0	0	0
Vandalism	0	0	0	0	0	0	0	0	0
Sex Offenses (except Forcible Rape)	0	0	0	0	0	0	0	0	0
All Other Offenses	0	0	0	0	0	0	0	0	0
GRAND TOTAL	0	0	0	0	0	0	0	0	0

Time of Day

0000-0259	0
0300-0559	0
0600-0859	0
0900-1159	0
1200-1459	0
1500-1759	0
1800-2059	0
2100-2359	0
Unknown	0
TOTAL	0

Victim Relationship to Offender

Known Associate	0
Care taker/Medical Staff	0
Family	0
Stranger	0
Unknown	0
TOTAL	0

Humboldt County

Crimes Committed against the Elderly
(Victim Info)

2009

CLASSIFICATION OF OFFENSES Committed Against Persons 60 or older	Victim Total				RACE				
	M	F	U	Total	White	Black	American Indian or Alaskan Native	Asian or Pacific Islander	Unknown
Murder and Non negligent Manslaughter	0	0	0	0	0	0	0	0	0
Manslaughter by Negligence	0	0	0	0	0	0	0	0	0
Forcible Rape	0	0	0	0	0	0	0	0	0
Robbery	0	0	0	0	0	0	0	0	0
Aggravated Assault	0	0	0	0	0	0	0	0	0
Burglary--Breaking or Entering	0	0	0	0	0	0	0	0	0
Larceny-- Theft Ex Purse snatching, pick pocketing	0	0	0	0	0	0	0	0	0
Motor Vehicle Theft	0	0	0	0	0	0	0	0	0
Other Assaults	0	0	0	0	0	0	0	0	0
Arson	0	0	0	0	0	0	0	0	0
Forgery & Counterfeiting	0	0	0	0	0	0	0	0	0
Fraud / Exploitation	0	0	0	0	0	0	0	0	0
Neglect	0	0	0	0	0	0	0	0	0
Isolation	0	0	0	0	0	0	0	0	0
Vandalism	0	0	0	0	0	0	0	0	0
Sex Offenses (except Forcible Rape)	0	0	0	0	0	0	0	0	0
All Other Offenses	0	0	0	0	0	0	0	0	0
GRAND TOTAL	0	0	0	0	0	0	0	0	0

FEMALE VICTIMS

Age	Total	Race	Total
60-69	0	White	0
70-79	0	Black	0
80-89	0	Am Indian	0
90-99	0	Asian	0
100 and older	0	Unknown	0
		Ethnicity	
		Hispanic	0
TOTAL	0		0

MALE VICTIMS

Age	Total	Race	Total
60-69	0	White	0
70-79	0	Black	0
80-89	0	Am Indian	0
90-99	0	Asian	0
100 and older	0	Unknown	0
		Ethnicity	
		Hispanic	0
TOTAL	0		0

Lander County

Crimes Committed against the Elderly
(Offender Info)

2009

CLASSIFICATION OF OFFENSES Committed Against Persons 60 or older	Offender Total				RACE				
	M	F	U	Total	White	Black	American Indian or Alaskan Native	Asian or Pacific Islander	Unknown
Murder and Non negligent Manslaughter	0	0	0	0	0	0	0	0	0
Manslaughter by Negligence	0	0	0	0	0	0	0	0	0
Forcible Rape	0	0	0	0	0	0	0	0	0
Robbery	0	0	0	0	0	0	0	0	0
Aggravated Assault	0	0	0	0	0	0	0	0	0
Burglary--Breaking or Entering	0	0	0	0	0	0	0	0	0
Larceny--Theft Ex Purse snatching, pick pocketing	0	0	0	0	0	0	0	0	0
Motor Vehicle Theft	0	0	0	0	0	0	0	0	0
Other Assaults	0	0	0	0	0	0	0	0	0
Arson	0	0	0	0	0	0	0	0	0
Forgery & Counterfeiting	0	0	0	0	0	0	0	0	0
Fraud / Exploitation	0	0	0	0	0	0	0	0	0
Neglect	0	0	0	0	0	0	0	0	0
Isolation	0	0	0	0	0	0	0	0	0
Vandalism	0	0	0	0	0	0	0	0	0
Sex Offenses (except Forcible Rape)	0	0	0	0	0	0	0	0	0
All Other Offenses	0	0	0	0	0	0	0	0	0
GRAND TOTAL	0	0	0	0	0	0	0	0	0

Time of Day

0000-0259	0
0300-0559	0
0600-0859	0
0900-1159	0
1200-1459	0
1500-1759	0
1800-2059	0
2100-2359	0
Unknown	0
TOTAL	0

Victim Relationship to Offender

Known Associate	0
Care taker/Medical Staff	0
Family	0
Stranger	0
Unknown	0
TOTAL	0

Lander County

Crimes Committed against the Elderly
(Victim Info)

2009

CLASSIFICATION OF OFFENSES Committed Against Persons 60 or older	Victim Total				RACE				
	M	F	U	Total	White	Black	American Indian or Alaskan Native	Asian or Pacific Islander	Unknown
Murder and Non negligent Manslaughter	0	0	0	0	0	0	0	0	0
Manslaughter by Negligence	0	0	0	0	0	0	0	0	0
Forcible Rape	0	0	0	0	0	0	0	0	0
Robbery	0	0	0	0	0	0	0	0	0
Aggravated Assault	0	0	0	0	0	0	0	0	0
Burglary--Breaking or Entering	0	0	0	0	0	0	0	0	0
Larceny-- Theft Ex Purse snatching, pick pocketing	0	0	0	0	0	0	0	0	0
Motor Vehicle Theft	0	0	0	0	0	0	0	0	0
Other Assaults	0	0	0	0	0	0	0	0	0
Arson	0	0	0	0	0	0	0	0	0
Forgery & Counterfeiting	0	0	0	0	0	0	0	0	0
Fraud / Exploitation	0	0	0	0	0	0	0	0	0
Neglect	0	0	0	0	0	0	0	0	0
Isolation	0	0	0	0	0	0	0	0	0
Vandalism	0	0	0	0	0	0	0	0	0
Sex Offenses (except Forcible Rape)	0	0	0	0	0	0	0	0	0
All Other Offenses	0	0	0	0	0	0	0	0	0
GRAND TOTAL	0	0	0	0	0	0	0	0	0

FEMALE VICTIMS

Age	Total	Race	Total
60-69	0	White	0
70-79	0	Black	0
80-89	0	Am Indian	0
90-99	0	Asian	0
100 and older	0	Unknown	0
		Ethnicity	
		Hispanic	0
TOTAL	0		0

MALE VICTIMS

Age	Total	Race	Total
60-69	0	White	0
70-79	0	Black	0
80-89	0	Am Indian	0
90-99	0	Asian	0
100 and older	0	Unknown	0
		Ethnicity	
		Hispanic	0
TOTAL	0		0

Lincoln County

Crimes Committed against the Elderly
(Offender Info)

2009

CLASSIFICATION OF OFFENSES Committed Against Persons 60 or older	Offender Total				RACE				
	M	F	U	Total	White	Black	American Indian or Alaskan Native	Asian or Pacific Islander	Unknown
Murder and Non negligent Manslaughter	0	0	0	0	0	0	0	0	0
Manslaughter by Negligence	0	0	0	0	0	0	0	0	0
Forcible Rape	0	0	0	0	0	0	0	0	0
Robbery	0	0	0	0	0	0	0	0	0
Aggravated Assault	0	0	0	0	0	0	0	0	0
Burglary--Breaking or Entering	0	0	0	0	0	0	0	0	0
Larceny--Theft Ex Purse snatching, pick pocketing	0	0	0	0	0	0	0	0	0
Motor Vehicle Theft	0	0	0	0	0	0	0	0	0
Other Assaults	0	0	0	0	0	0	0	0	0
Arson	0	0	0	0	0	0	0	0	0
Forgery & Counterfeiting	0	0	0	0	0	0	0	0	0
Fraud / Exploitation	0	0	0	0	0	0	0	0	0
Neglect	0	0	0	0	0	0	0	0	0
Isolation	0	0	0	0	0	0	0	0	0
Vandalism	0	0	0	0	0	0	0	0	0
Sex Offenses (except Forcible Rape)	0	0	0	0	0	0	0	0	0
All Other Offenses	0	0	0	0	0	0	0	0	0
GRAND TOTAL	0	0	0	0	0	0	0	0	0

Time of Day

0000-0259	0
0300-0559	0
0600-0859	0
0900-1159	0
1200-1459	0
1500-1759	0
1800-2059	0
2100-2359	0
Unknown	0
TOTAL	0

Victim Relationship to Offender

Known Associate	0
Care taker/Medical Staff	0
Family	0
Stranger	0
Unknown	0
TOTAL	0

Lincoln County

Crimes Committed against the Elderly
(Victim Info)

2009

CLASSIFICATION OF OFFENSES Committed Against Persons 60 or older	Victim Total				RACE				
	M	F	U	Total	White	Black	American Indian or Alaskan Native	Asian or Pacific Islander	Unknown
Murder and Non negligent Manslaughter	0	0	0	0	0	0	0	0	0
Manslaughter by Negligence	0	0	0	0	0	0	0	0	0
Forcible Rape	0	0	0	0	0	0	0	0	0
Robbery	0	0	0	0	0	0	0	0	0
Aggravated Assault	0	0	0	0	0	0	0	0	0
Burglary--Breaking or Entering	0	0	0	0	0	0	0	0	0
Larceny-- Theft Ex Purse snatching, pick pocketing	0	0	0	0	0	0	0	0	0
Motor Vehicle Theft	0	0	0	0	0	0	0	0	0
Other Assaults	0	0	0	0	0	0	0	0	0
Arson	0	0	0	0	0	0	0	0	0
Forgery & Counterfeiting	0	0	0	0	0	0	0	0	0
Fraud / Exploitation	0	0	0	0	0	0	0	0	0
Neglect	0	0	0	0	0	0	0	0	0
Isolation	0	0	0	0	0	0	0	0	0
Vandalism	0	0	0	0	0	0	0	0	0
Sex Offenses (except Forcible Rape)	0	0	0	0	0	0	0	0	0
All Other Offenses	0	0	0	0	0	0	0	0	0
GRAND TOTAL	0	0	0	0	0	0	0	0	0

FEMALE VICTIMS

Age	Total	Race	Total
60-69	0	White	0
70-79	0	Black	0
80-89	0	Am Indian	0
90-99	0	Asian	0
100 and older	0	Unknown	0
		Ethnicity	
		Hispanic	0
TOTAL	0		0

MALE VICTIMS

Age	Total	Race	Total
60-69	0	White	0
70-79	0	Black	0
80-89	0	Am Indian	0
90-99	0	Asian	0
100 and older	0	Unknown	0
		Ethnicity	
		Hispanic	0
TOTAL	0		0

Lyon County

Crimes Committed against the Elderly
(Offender Info)

2009

CLASSIFICATION OF OFFENSES Committed Against Persons 60 or older	Offender Total				RACE				
	M	F	U	Total	White	Black	American Indian or Alaskan Native	Asian or Pacific Islander	Unknown
Murder and Non negligent Manslaughter	0	0	0	0	0	0	0	0	0
Manslaughter by Negligence	0	0	0	0	0	0	0	0	0
Forcible Rape	0	0	0	0	0	0	0	0	0
Robbery	0	0	0	0	0	0	0	0	0
Aggravated Assault	0	0	0	0	0	0	0	0	0
Burglary--Breaking or Entering	0	0	0	0	0	0	0	0	0
Larceny--Theft Ex Purse snatching, pick pocketing	0	0	0	0	0	0	0	0	0
Motor Vehicle Theft	0	0	0	0	0	0	0	0	0
Other Assaults	2	2	0	4	4	0	0	0	0
Arson	0	0	0	0	0	0	0	0	0
Forgery & Counterfeiting	0	0	0	0	0	0	0	0	0
Fraud / Exploitation	1	2	0	3	3	0	0	0	0
Neglect	0	0	0	0	0	0	0	0	0
Isolation	0	0	0	0	0	0	0	0	0
Vandalism	0	0	0	0	0	0	0	0	0
Sex Offenses (except Forcible Rape)	0	0	0	0	0	0	0	0	0
All Other Offenses	0	0	0	0	0	0	0	0	0
GRAND TOTAL	3	4	0	7	7	0	0	0	0

Time of Day

0000-0259	1
0300-0559	0
0600-0859	0
0900-1159	0
1200-1459	1
1500-1759	2
1800-2059	0
2100-2359	0
Unknown	4
TOTAL	8

Victim Relationship to Offender

Known Associate	2
Care taker/Medical Staff	2
Family	4
Stranger	0
Unknown	0
TOTAL	8

Lyon County

Crimes Committed against the Elderly
(Victim Info)

2009

CLASSIFICATION OF OFFENSES Committed Against Persons 60 or older	Victim Total				RACE				
	M	F	U	Total	White	Black	American Indian or Alaskan Native	Asian or Pacific Islander	Unknown
Murder and Non negligent Manslaughter	0	0	0	0	0	0	0	0	0
Manslaughter by Negligence	0	0	0	0	0	0	0	0	0
Forcible Rape	0	0	0	0	0	0	0	0	0
Robbery	0	0	0	0	0	0	0	0	0
Aggravated Assault	0	0	0	0	0	0	0	0	0
Burglary--Breaking or Entering	0	0	0	0	0	0	0	0	0
Larceny-- Theft	0	0	0	0	0	0	0	0	0
Ex Purse snatching, pick pocketing	0	0	0	0	0	0	0	0	0
Motor Vehicle Theft	0	0	0	0	0	0	0	0	0
Other Assaults	2	2	0	4	4	0	0	0	0
Arson	0	0	0	0	0	0	0	0	0
Forgery & Counterfeiting	0	0	0	0	0	0	0	0	0
Fraud / Exploitation	2	1	0	3	3	0	0	0	0
Neglect	0	1	0	1	1	0	0	0	0
Isolation	0	0	0	0	0	0	0	0	0
Vandalism	0	0	0	0	0	0	0	0	0
Sex Offenses (except Forcible Rape)	0	0	0	0	0	0	0	0	0
All Other Offenses	0	0	0	0	0	0	0	0	0
GRAND TOTAL	4	4	0	8	8	0	0	0	0

FEMALE VICTIMS

Age	Total	Race	Total
60-69	0	White	4
70-79	4	Black	0
80-89	0	Am Indian	0
90-99	0	Asian	0
100 and older	0	Unknown	0
		Ethnicity	
		Hispanic	0
TOTAL	4		4

MALE VICTIMS

Age	Total	Race	Total
60-69	1	White	4
70-79	2	Black	0
80-89	1	Am Indian	0
90-99	0	Asian	0
100 and older	0	Unknown	0
		Ethnicity	
		Hispanic	1
TOTAL	4		4

Mineral County

Crimes Committed against the Elderly
(Offender Info)

2009

CLASSIFICATION OF OFFENSES Committed Against Persons 60 or older	Offender Total				RACE				
	M	F	U	Total	White	Black	American Indian or Alaskan Native	Asian or Pacific Islander	Unknown
Murder and Non negligent Manslaughter	0	0	0	0	0	0	0	0	0
Manslaughter by Negligence	0	0	0	0	0	0	0	0	0
Forcible Rape	0	0	0	0	0	0	0	0	0
Robbery	0	0	0	0	0	0	0	0	0
Aggravated Assault	0	0	0	0	0	0	0	0	0
Burglary--Breaking or Entering	0	0	0	0	0	0	0	0	0
Larceny--Theft Ex Purse snatching, pick pocketing	0	0	0	0	0	0	0	0	0
Motor Vehicle Theft	0	0	0	0	0	0	0	0	0
Other Assaults	0	0	0	0	0	0	0	0	0
Arson	0	0	0	0	0	0	0	0	0
Forgery & Counterfeiting	0	0	0	0	0	0	0	0	0
Fraud / Exploitation	0	0	0	0	0	0	0	0	0
Neglect	0	0	0	0	0	0	0	0	0
Isolation	0	0	0	0	0	0	0	0	0
Vandalism	0	0	0	0	0	0	0	0	0
Sex Offenses (except Forcible Rape)	0	0	0	0	0	0	0	0	0
All Other Offenses	0	0	0	0	0	0	0	0	0
GRAND TOTAL	0	0	0	0	0	0	0	0	0

Time of Day

0000-0259	0
0300-0559	0
0600-0859	0
0900-1159	0
1200-1459	0
1500-1759	0
1800-2059	0
2100-2359	0
Unknown	0
TOTAL	0

Victim Relationship to Offender

Known Associate	0
Care taker/Medical Staff	0
Family	0
Stranger	0
Unknown	0
TOTAL	0

Mineral County

Crimes Committed against the Elderly
(Victim Info)

2009

CLASSIFICATION OF OFFENSES Committed Against Persons 60 or older	Victim Total				RACE				
	M	F	U	Total	White	Black	American Indian or Alaskan Native	Asian or Pacific Islander	Unknown
Murder and Non negligent Manslaughter	0	0	0	0	0	0	0	0	0
Manslaughter by Negligence	0	0	0	0	0	0	0	0	0
Forcible Rape	0	0	0	0	0	0	0	0	0
Robbery	0	0	0	0	0	0	0	0	0
Aggravated Assault	0	0	0	0	0	0	0	0	0
Burglary--Breaking or Entering	0	0	0	0	0	0	0	0	0
Larceny-- Theft Ex Purse snatching, pick pocketing	0	0	0	0	0	0	0	0	0
Motor Vehicle Theft	0	0	0	0	0	0	0	0	0
Other Assaults	0	0	0	0	0	0	0	0	0
Arson	0	0	0	0	0	0	0	0	0
Forgery & Counterfeiting	0	0	0	0	0	0	0	0	0
Fraud / Exploitation	0	0	0	0	0	0	0	0	0
Neglect	0	0	0	0	0	0	0	0	0
Isolation	0	0	0	0	0	0	0	0	0
Vandalism	0	0	0	0	0	0	0	0	0
Sex Offenses (except Forcible Rape)	0	0	0	0	0	0	0	0	0
All Other Offenses	0	0	0	0	0	0	0	0	0
GRAND TOTAL	0	0	0	0	0	0	0	0	0

FEMALE VICTIMS

Age	Total	Race	Total
60-69	0	White	0
70-79	0	Black	0
80-89	0	Am Indian	0
90-99	0	Asian	0
100 and older	0	Unknown	0
		Ethnicity	
		Hispanic	0
TOTAL	0		0

MALE VICTIMS

Age	Total	Race	Total
60-69	0	White	0
70-79	0	Black	0
80-89	0	Am Indian	0
90-99	0	Asian	0
100 and older	0	Unknown	0
		Ethnicity	
		Hispanic	0
TOTAL	0		0

Nye County

Crimes Committed against the Elderly
(Offender Info)

2009

CLASSIFICATION OF OFFENSES Committed Against Persons 60 or older	Offender Total				RACE				
	M	F	U	Total	White	Black	American Indian or Alaskan Native	Asian or Pacific Islander	Unknown
Murder and Non negligent Manslaughter	0	0	0	0	0	0	0	0	0
Manslaughter by Negligence	0	0	0	0	0	0	0	0	0
Forcible Rape	0	0	0	0	0	0	0	0	0
Robbery	0	0	0	0	0	0	0	0	0
Aggravated Assault	3	1	0	4	4	0	0	0	0
Burglary--Breaking or Entering	11	2	34	47	14	0	0	0	33
Larceny--Theft Ex Purse snatching, pick pocketing	5	3	64	72	6	2	0	0	64
Motor Vehicle Theft	4	1	10	15	5	0	0	0	10
Other Assaults	14	8	1	23	21	0	1	0	1
Arson	0	0	0	0	0	0	0	0	0
Forgery & Counterfeiting	0	1	0	1	1	0	0	0	0
Fraud / Exploitation	5	2	8	15	6	1	0	0	8
Neglect	0	0	0	0	0	0	0	0	0
Isolation	0	0	0	0	0	0	0	0	0
Vandalism	5	1	12	18	6	0	0	0	12
Sex Offenses (except Forcible Rape)	0	0	0	0	0	0	0	0	0
All Other Offenses	6	1	3	10	6	1	0	0	3
GRAND TOTAL	53	20	132	205	69	4	1	0	131

Time of Day

0000-0259	4
0300-0559	3
0600-0859	0
0900-1159	9
1200-1459	15
1500-1759	13
1800-2059	7
2100-2359	14
Unknown	133
TOTAL	198

Victim Relationship to Offender

Known Associate	41
Care taker/Medical Staff	2
Family	14
Stranger	18
Unknown	129
TOTAL	204

Nye County

Crimes Committed against the Elderly
(Victim Info)

2009

CLASSIFICATION OF OFFENSES Committed Against Persons 60 or older	Victim Total				RACE				
	M	F	U	Total	White	Black	American Indian or Alaskan Native	Asian or Pacific Islander	Unknown
Murder and Non negligent Manslaughter	0	0	0	0	0	0	0	0	0
Manslaughter by Negligence	0	0	0	0	0	0	0	0	0
Forcible Rape	0	0	0	0	0	0	0	0	0
Robbery	0	0	0	0	0	0	0	0	0
Aggravated Assault	4	0	0	4	4	0	0	0	0
Burglary--Breaking or Entering	27	15	0	42	39	0	0	2	0
Larceny-- Theft Ex Purse snatching, pick pocketing	52	19	0	71	65	4	1	0	0
Motor Vehicle Theft	14	1	0	15	15	0	0	0	0
Other Assaults	14	10	0	24	24	0	0	0	0
Arson	0	0	0	0	0	0	0	0	0
Forgery & Counterfeiting	1	0	0	1	1	0	0	0	0
Fraud / Exploitation	10	5	0	15	15	0	0	0	0
Neglect	0	0	0	0	0	0	0	0	0
Isolation	0	0	0	0	0	0	0	0	0
Vandalism	16	3	0	19	19	0	0	0	0
Sex Offenses (except Forcible Rape)	0	0	0	0	0	0	0	0	0
All Other Offenses	6	4	0	10	10	0	0	0	0
GRAND TOTAL	144	57	0	201	192	4	1	2	0

FEMALE VICTIMS

Age	Total	Race	Total
60-69	32	White	53
70-79	13	Black	1
80-89	10	Am Indian	1
90-99	0	Asian	0
100 and older	0	Unknown	0
		Ethnicity	
		Hispanic	1
TOTAL	55		55

MALE VICTIMS

Age	Total	Race	Total
60-69	82	White	138
70-79	52	Black	0
80-89	10	Am Indian	0
90-99	0	Asian	0
100 and older	0	Unknown	0
		Ethnicity	
		Hispanic	2
TOTAL	144		138

Pershing County

Crimes Committed against the Elderly
(Offender Info)

2009

CLASSIFICATION OF OFFENSES Committed Against Persons 60 or older	Offender Total				RACE				
	M	F	U	Total	White	Black	American Indian or Alaskan Native	Asian or Pacific Islander	Unknown
Murder and Non negligent Manslaughter	0	0	0	0	0	0	0	0	0
Manslaughter by Negligence	0	0	0	0	0	0	0	0	0
Forcible Rape	0	0	0	0	0	0	0	0	0
Robbery	0	0	0	0	0	0	0	0	0
Aggravated Assault	0	0	0	0	0	0	0	0	0
Burglary--Breaking or Entering	0	0	0	0	0	0	0	0	0
Larceny--Theft Ex Purse snatching, pick pocketing	0	0	0	0	0	0	0	0	0
Motor Vehicle Theft	0	0	0	0	0	0	0	0	0
Other Assaults	0	0	0	0	0	0	0	0	0
Arson	0	0	0	0	0	0	0	0	0
Forgery & Counterfeiting	0	0	0	0	0	0	0	0	0
Fraud / Exploitation	0	0	0	0	0	0	0	0	0
Neglect	0	0	0	0	0	0	0	0	0
Isolation	0	0	0	0	0	0	0	0	0
Vandalism	0	0	0	0	0	0	0	0	0
Sex Offenses (except Forcible Rape)	0	0	0	0	0	0	0	0	0
All Other Offenses	0	0	0	0	0	0	0	0	0
GRAND TOTAL	0	0	0	0	0	0	0	0	0

Time of Day

0000-0259	0
0300-0559	0
0600-0859	0
0900-1159	0
1200-1459	0
1500-1759	0
1800-2059	0
2100-2359	0
Unknown	0
TOTAL	0

Victim Relationship to Offender

Known Associate	0
Care taker/Medical Staff	0
Family	0
Stranger	0
Unknown	0
TOTAL	0

Pershing County

Crimes Committed against the Elderly
(Victim Info)

2009

CLASSIFICATION OF OFFENSES Committed Against Persons 60 or older	Victim Total				RACE				
	M	F	U	Total	White	Black	American Indian or Alaskan Native	Asian or Pacific Islander	Unknown
Murder and Non negligent Manslaughter	0	0	0	0	0	0	0	0	0
Manslaughter by Negligence	0	0	0	0	0	0	0	0	0
Forcible Rape	0	0	0	0	0	0	0	0	0
Robbery	0	0	0	0	0	0	0	0	0
Aggravated Assault	0	0	0	0	0	0	0	0	0
Burglary--Breaking or Entering	0	0	0	0	0	0	0	0	0
Larceny-- Theft Ex Purse snatching, pick pocketing	0	0	0	0	0	0	0	0	0
Motor Vehicle Theft	0	0	0	0	0	0	0	0	0
Other Assaults	0	0	0	0	0	0	0	0	0
Arson	0	0	0	0	0	0	0	0	0
Forgery & Counterfeiting	0	0	0	0	0	0	0	0	0
Fraud / Exploitation	0	0	0	0	0	0	0	0	0
Neglect	0	0	0	0	0	0	0	0	0
Isolation	0	0	0	0	0	0	0	0	0
Vandalism	0	0	0	0	0	0	0	0	0
Sex Offenses (except Forcible Rape)	0	0	0	0	0	0	0	0	0
All Other Offenses	0	0	0	0	0	0	0	0	0
GRAND TOTAL	0	0	0	0	0	0	0	0	0

FEMALE VICTIMS

Age	Total	Race	Total
60-69	0	White	0
70-79	0	Black	0
80-89	0	Am Indian	0
90-99	0	Asian	0
100 and older	0	Unknown	0
		Ethnicity	
		Hispanic	0
TOTAL	0		0

MALE VICTIMS

Age	Total	Race	Total
60-69	0	White	0
70-79	0	Black	0
80-89	0	Am Indian	0
90-99	0	Asian	0
100 and older	0	Unknown	0
		Ethnicity	
		Hispanic	0
TOTAL	0		0

Storey County

Crimes Committed against the Elderly
(Offender Info)

2009

CLASSIFICATION OF OFFENSES Committed Against Persons 60 or older	Offender Total				RACE				
	M	F	U	Total	White	Black	American Indian or Alaskan Native	Asian or Pacific Islander	Unknown
Murder and Non negligent Manslaughter	0	0	0	0	0	0	0	0	0
Manslaughter by Negligence	0	0	0	0	0	0	0	0	0
Forcible Rape	0	0	0	0	0	0	0	0	0
Robbery	0	0	0	0	0	0	0	0	0
Aggravated Assault	0	0	0	0	0	0	0	0	0
Burglary--Breaking or Entering	0	0	0	0	0	0	0	0	0
Larceny--Theft Ex Purse snatching, pick pocketing	0	0	0	0	0	0	0	0	0
Motor Vehicle Theft	0	0	0	0	0	0	0	0	0
Other Assaults	0	0	0	0	0	0	0	0	0
Arson	0	0	0	0	0	0	0	0	0
Forgery & Counterfeiting	0	0	0	0	0	0	0	0	0
Fraud / Exploitation	0	0	0	0	0	0	0	0	0
Neglect	0	0	0	0	0	0	0	0	0
Isolation	0	0	0	0	0	0	0	0	0
Vandalism	0	0	0	0	0	0	0	0	0
Sex Offenses (except Forcible Rape)	0	0	0	0	0	0	0	0	0
All Other Offenses	0	0	0	0	0	0	0	0	0
GRAND TOTAL	0	0	0	0	0	0	0	0	0

Time of Day

0000-0259	0
0300-0559	0
0600-0859	0
0900-1159	0
1200-1459	0
1500-1759	0
1800-2059	0
2100-2359	0
Unknown	0
TOTAL	0

Victim Relationship to Offender

Known Associate	0
Care taker/Medical Staff	0
Family	0
Stranger	0
Unknown	0
TOTAL	0

Storey County

Crimes Committed against the Elderly
(Victim Info)

2009

CLASSIFICATION OF OFFENSES Committed Against Persons 60 or older	Victim Total				RACE				
	M	F	U	Total	White	Black	American Indian or Alaskan Native	Asian or Pacific Islander	Unknown
Murder and Non negligent Manslaughter	0	0	0	0	0	0	0	0	0
Manslaughter by Negligence	0	0	0	0	0	0	0	0	0
Forcible Rape	0	0	0	0	0	0	0	0	0
Robbery	0	0	0	0	0	0	0	0	0
Aggravated Assault	0	0	0	0	0	0	0	0	0
Burglary--Breaking or Entering	1	0	0	1	1	0	0	0	0
Larceny-- Theft Ex Purse snatching, pick pocketing	1	1	0	2	2	0	0	0	0
Motor Vehicle Theft	0	0	0	0	0	0	0	0	0
Other Assaults	0	0	0	0	0	0	0	0	0
Arson	0	0	0	0	0	0	0	0	0
Forgery & Counterfeiting	0	0	0	0	0	0	0	0	0
Fraud / Exploitation	0	0	0	0	0	0	0	0	0
Neglect	0	0	0	0	0	0	0	0	0
Isolation	0	0	0	0	0	0	0	0	0
Vandalism	0	0	0	0	0	0	0	0	0
Sex Offenses (except Forcible Rape)	0	0	0	0	0	0	0	0	0
All Other Offenses	0	0	0	0	0	0	0	0	0
GRAND TOTAL	2	1	0	3	3	0	0	0	0

FEMALE VICTIMS

Age	Total	Race	Total
60-69	0	White	1
70-79	1	Black	0
80-89	0	Am Indian	0
90-99	0	Asian	0
100 and older	0	Unknown	0
		Ethnicity	
		Hispanic	0
TOTAL	1		1

MALE VICTIMS

Age	Total	Race	Total
60-69	0	White	0
70-79	0	Black	0
80-89	0	Am Indian	0
90-99	0	Asian	0
100 and older	0	Unknown	0
		Ethnicity	
		Hispanic	0
TOTAL	0		0

Washoe County

Crimes Committed against the Elderly
(Offender Info)

2009

CLASSIFICATION OF OFFENSES Committed Against Persons 60 or older	Offender Total				RACE				
	M	F	U	Total	White	Black	American Indian or Alaskan Native	Asian or Pacific Islander	Unknown
Murder and Non negligent Manslaughter	0	0	0	0	0	0	0	0	0
Manslaughter by Negligence	0	0	0	0	0	0	0	0	0
Forcible Rape	1	0	0	1	1	0	0	0	0
Robbery	18	3	0	21	17	4	0	0	0
Aggravated Assault	1	0	0	1	1	0	0	0	0
Burglary--Breaking or Entering	0	0	0	0	0	0	0	0	0
Larceny--Theft	0	0	0	0	0	0	0	0	0
Ex Purse snatching, pick pocketing	0	0	0	0	0	0	0	0	0
Motor Vehicle Theft	0	0	0	0	0	0	0	0	0
Other Assaults	3	1	0	4	4	0	0	0	0
Arson	0	0	0	0	0	0	0	0	0
Forgery & Counterfeiting	0	0	0	0	0	0	0	0	0
Fraud / Exploitation	0	0	0	0	0	0	0	0	0
Neglect	0	0	0	0	0	0	0	0	0
Isolation	0	0	0	0	0	0	0	0	0
Vandalism	0	0	0	0	0	0	0	0	0
Sex Offenses (except Forcible Rape)	0	0	0	0	0	0	0	0	0
All Other Offenses	0	0	0	0	0	0	0	0	0
GRAND TOTAL	23	4	0	27	23	4	0	0	0

Time of Day

0000-0259	2
0300-0559	2
0600-0859	2
0900-1159	6
1200-1459	1
1500-1759	2
1800-2059	2
2100-2359	2
Unknown	0
TOTAL	19

Victim Relationship to Offender

Known Associate	1
Care taker/Medical Staff	0
Family	4
Stranger	8
Unknown	8
TOTAL	21

Washoe County

Crimes Committed against the Elderly
(Victim Info)

2009

CLASSIFICATION OF OFFENSES Committed Against Persons 60 or older	Victim Total				RACE				
	M	F	U	Total	White	Black	American Indian or Alaskan Native	Asian or Pacific Islander	Unknown
Murder and Non negligent Manslaughter	0	0	0	0	0	0	0	0	0
Manslaughter by Negligence	0	0	0	0	0	0	0	0	0
Forcible Rape	0	0	0	0	0	0	0	0	0
Robbery	4	0	5	9	2	0	0	0	7
Aggravated Assault	1	0	1	2	0	0	0	0	2
Burglary--Breaking or Entering	0	0	0	0	0	0	0	0	0
Larceny-- Theft Ex Purse snatching, pick pocketing	0	0	0	0	0	0	0	0	0
Motor Vehicle Theft	0	0	0	0	0	0	0	0	0
Other Assaults	0	0	0	0	0	0	0	0	0
Arson	0	0	0	0	0	0	0	0	0
Forgery & Counterfeiting	0	0	0	0	0	0	0	0	0
Fraud / Exploitation	0	0	0	0	0	0	0	0	0
Neglect	0	0	0	0	0	0	0	0	0
Isolation	0	0	0	0	0	0	0	0	0
Vandalism	0	0	0	0	0	0	0	0	0
Sex Offenses (except Forcible Rape)	0	0	0	0	0	0	0	0	0
All Other Offenses	0	0	0	0	0	0	0	0	0
GRAND TOTAL	5	0	6	11	2	0	0	0	9

FEMALE VICTIMS

Age	Total	Race	Total
60-69	0	White	0
70-79	0	Black	0
80-89	0	Am Indian	0
90-99	0	Asian	0
100 and older	0	Unknown	0
		Ethnicity	
		Hispanic	0
TOTAL	0		0

MALE VICTIMS

Age	Total	Race	Total
60-69	0	White	1
70-79	1	Black	0
80-89	0	Am Indian	0
90-99	0	Asian	0
100 and older	0	Unknown	0
		Ethnicity	
		Hispanic	0
TOTAL	1		1

White Pine County

Crimes Committed against the Elderly
(Offender Info)

2009

CLASSIFICATION OF OFFENSES Committed Against Persons 60 or older	Offender Total				RACE				
	M	F	U	Total	White	Black	American Indian or Alaskan Native	Asian or Pacific Islander	Unknown
Murder and Non negligent Manslaughter	0	0	0	0	0	0	0	0	0
Manslaughter by Negligence	0	0	0	0	0	0	0	0	0
Forcible Rape	0	0	0	0	0	0	0	0	0
Robbery	2	0	0	2	2	0	0	0	0
Aggravated Assault	1	0	0	1	1	0	0	0	0
Burglary--Breaking or Entering	0	1	1	2	0	1	0	0	1
Larceny--Theft Ex Purse snatching, pick pocketing	0	0	1	1	0	0	0	0	1
Motor Vehicle Theft	0	0	2	2	0	0	0	0	2
Other Assaults	0	0	0	0	0	0	0	0	0
Arson	0	0	0	0	0	0	0	0	0
Forgery & Counterfeiting	0	0	0	0	0	0	0	0	0
Fraud / Exploitation	0	1	0	1	1	0	0	0	0
Neglect	0	0	0	0	0	0	0	0	0
Isolation	0	0	0	0	0	0	0	0	0
Vandalism	1	0	2	3	1	0	0	0	0
Sex Offenses (except Forcible Rape)	0	0	0	0	0	0	0	0	0
All Other Offenses	1	0	0	1	1	0	0	0	0
GRAND TOTAL	5	2	6	13	6	1	0	0	4

Time of Day

0000-0259	0
0300-0559	0
0600-0859	1
0900-1159	0
1200-1459	1
1500-1759	1
1800-2059	2
2100-2359	1
Unknown	5
TOTAL	11

Victim Relationship to Offender

Known Associate	4
Care taker/Medical Staff	0
Family	1
Stranger	2
Unknown	6
TOTAL	13

White Pine County

Crimes Committed against the Elderly
(Victim Info)

2009

CLASSIFICATION OF OFFENSES Committed Against Persons 60 or older	Victim Total				RACE				
	M	F	U	Total	White	Black	American Indian or Alaskan Native	Asian or Pacific Islander	Unknown
Murder and Non negligent Manslaughter	0	0	0	0	0	0	0	0	0
Manslaughter by Negligence	0	0	0	0	0	0	0	0	0
Forcible Rape	0	0	0	0	0	0	0	0	0
Robbery	1	0	0	1	1	0	0	0	0
Aggravated Assault	0	1	0	1	1	0	0	0	0
Burglary--Breaking or Entering	0	0	0	0	0	0	0	0	0
Larceny-- Theft Ex Purse snatching, pick pocketing	0	0	0	0	0	0	0	0	0
Motor Vehicle Theft	0	0	0	0	0	0	0	0	0
Other Assaults	0	0	0	0	0	0	0	0	0
Arson	0	0	0	0	0	0	0	0	0
Forgery & Counterfeiting	0	0	0	0	0	0	0	0	0
Fraud / Exploitation	0	0	0	0	0	0	0	0	0
Neglect	0	0	0	0	0	0	0	0	0
Isolation	0	0	0	0	0	0	0	0	0
Vandalism	2	0	0	2	2	0	0	0	0
Sex Offenses (except Forcible Rape)	0	0	0	0	0	0	0	0	0
All Other Offenses	0	0	0	0	0	0	0	0	0
GRAND TOTAL	3	1	0	4	4	0	0	0	0

FEMALE VICTIMS

Age	Total	Race	Total
60-69	1	White	1
70-79	0	Black	0
80-89	0	Am Indian	0
90-99	0	Asian	0
100 and older	0	Unknown	0
		Ethnicity	
		Hispanic	0
TOTAL	1		1

MALE VICTIMS

Age	Total	Race	Total
60-69	1	White	3
70-79	2	Black	0
80-89	0	Am Indian	0
90-99	0	Asian	0
100 and older	0	Unknown	0
		Ethnicity	
		Hispanic	1
TOTAL	3		3

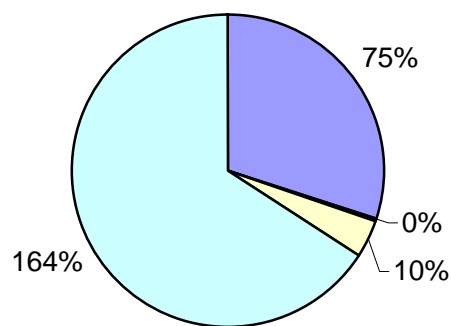


Elder Abuse in Nevada 2009 Continued

**The following pages are comprised of data from the
Division of Aging Services**

County	Elder Protective Service	Senior Protective Services	Law Enforcement	Ombudsman	Total
Carson City	202	0	12	27	241
Churchill	54	0	7	14	75
Clark	437	7	160	187	791
Douglas	70	0	4	6	80
Elko	69	0	0	8	77
Esmeralda	3	0	0	0	3
Eureka	9	0	0	0	9
Humboldt	26	0	4	1	31
Lander	7	0	0	2	9
Lincoln	9	0	0	0	9
Lyon	141	0	5	14	160
Mineral	15	0	0	3	18
Nye	93	0	6	6	105
Pershing	7	0	1	2	10
Storey	4	0	0	0	4
Washoe	865	4	76	125	1070
White Pine	20	0	0	1	21
Statewide Total	2031	11	275	396	2713

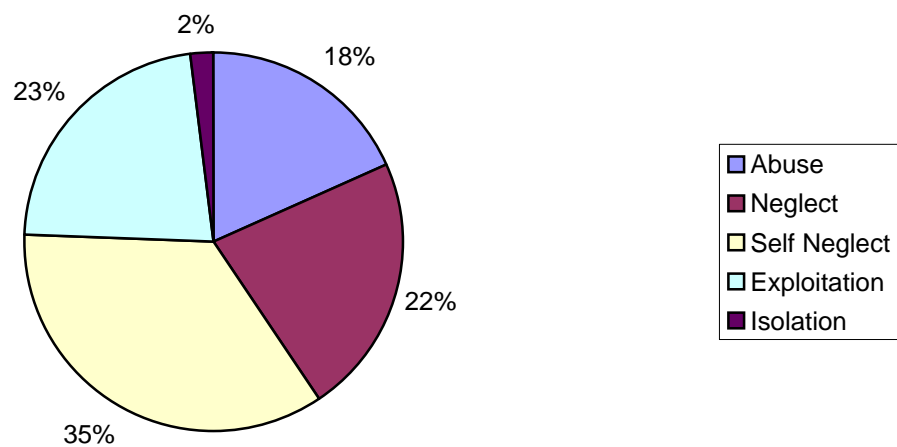
Percentage Breakdown of Agencies Reporting to Aging Service



- Elder Protective Service (Part of Division Of Aging Services)
- Senior Protective Services (Only in Clark County)
- Law Enforcement
- Ombudsman

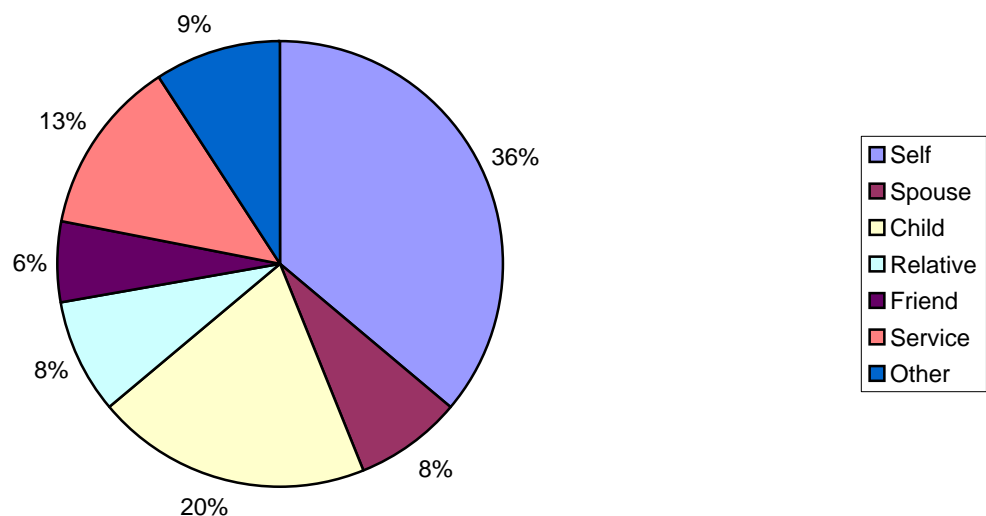
County	Abuse	Neglect	Self Neglect	Exploitation	Isolation	Total
Carson City	56	65	125	75	5	326
Churchill	29	23	27	36	2	117
Clark	305	381	401	338	24	1449
Douglas	24	25	35	26	4	114
Elko	10	17	48	11	1	87
Esmeralda	0	0	3	0	0	3
Eureka	2	3	6	0	0	11
Humboldt	6	11	15	5	1	38
Lander	0	1	6	3	0	10
Lincoln	3	3	4	4	1	15
Lyon	30	46	90	42	3	211
Mineral	2	2	11	6	0	21
Nye	18	39	46	23	2	128
Pershing	4	3	3	2	0	12
Storey	0	1	4	1	1	7
Washoe	242	271	567	326	30	1436
White Pine	1	2	15	4	1	23
Statewide Total	732	893	1406	902	75	4008

Percentage Breakdown of Incidents Committed Against Older Persons

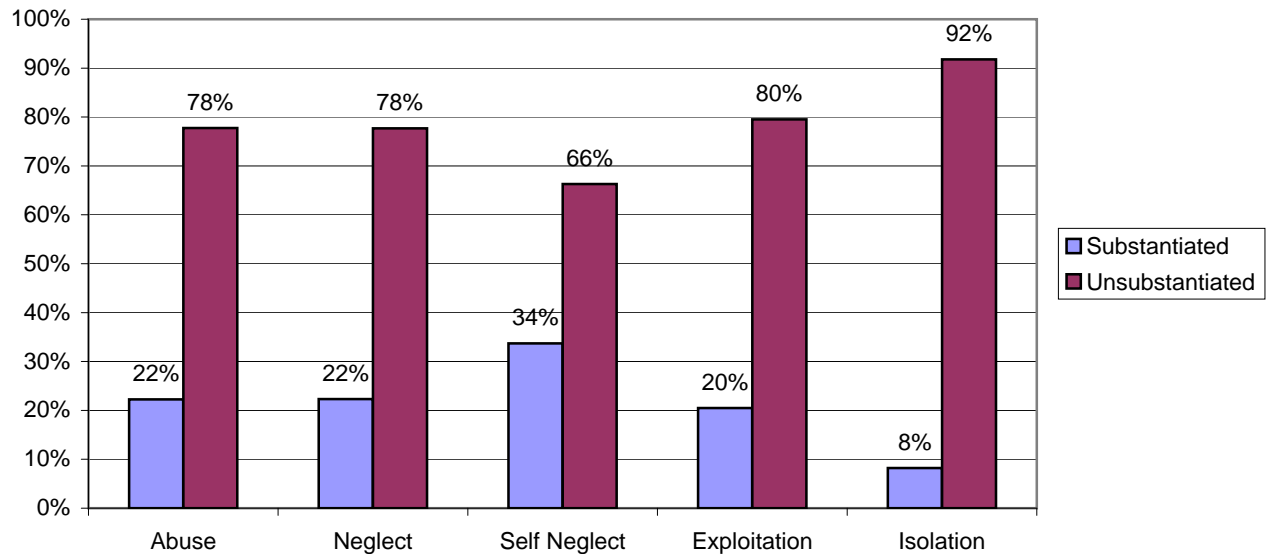


County	Self	Spouse	Child	Relative	Friend	Service	Other	Total
Carson City	111	28	62	30	11	17	24	283
Churchill	26	7	16	6	4	12	34	105
Clark	384	72	314	107	91	299	92	1359
Douglas	32	13	22	12	6	3	8	96
Elko	47	6	15	8	3	1	1	81
Esmeralda	3	0	0	0	0	0	0	3
Eureka	6	0	3	0	0	0	0	9
Humboldt	14	6	4	2	2	3	0	31
Lander	6	0	4	1	0	0	0	11
Lincoln	4	2	0	3	1	0	1	11
Lyon	85	21	33	11	10	7	14	181
Mineral	11	1	2	5	0	1	1	21
Nye	44	19	22	3	12	8	7	115
Pershing	3	1	4	1	0	4	1	14
Storey	3	0	1	0	1	0	0	5
Washoe	501	98	212	107	60	105	143	1226
White Pine	15	0	4	3	1	0	0	23
Statewide Total	1295	274	718	299	202	460	326	3574

Offender's Relation to Victim



Substantiated Vs. Unsubstantiated Investigations

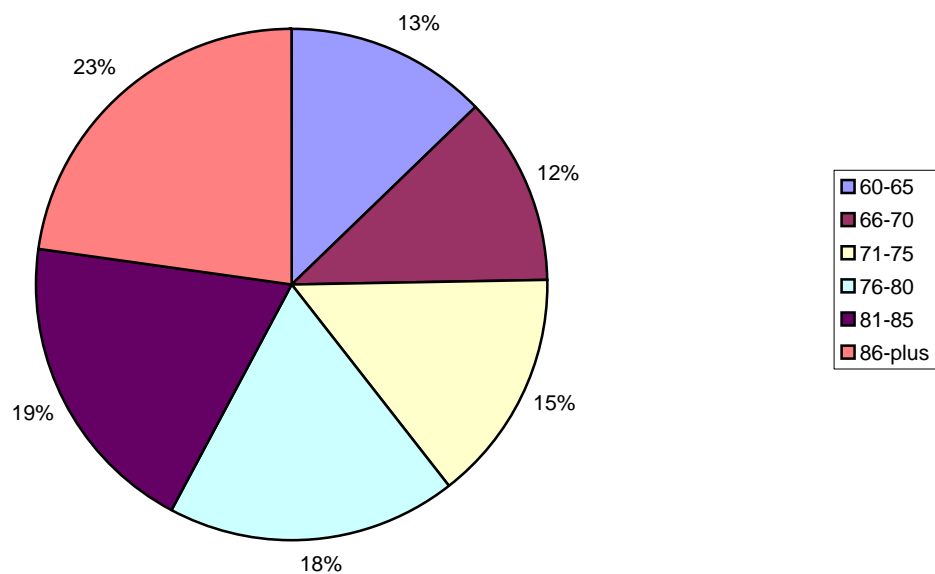


County	Abuse	Neglect	Self Neglect	Exploitation	Isolation	Total	Percentage
Carson City	56	65	124	73	5	323	
Substantiated	13	9	44	17	1	84	26%
Unsubstantiated	43	56	80	56	4	239	74%
Churchill	18	23	27	25	2	95	
Substantiated	2	6	12	7	0	27	28%
Unsubstantiated	16	17	15	18	2	68	72%
Clark	299	357	373	305	22	1356	
Substantiated	51	99	88	37	1	276	20%
Unsubstantiated	248	258	285	268	21	1080	80%
Douglas	23	25	34	25	4	111	
Substantiated	9	6	10	4	0	29	26%
Unsubstantiated	14	19	24	21	4	82	74%
Elko	10	17	48	11	1	87	
Substantiated	0	1	7	1	0	9	10%
Unsubstantiated	10	16	41	10	1	78	90%
Esmeralda	0	0	3	0	0	3	
Substantiated	0	0	1	0	0	1	0%
Unsubstantiated	0	0	2	0	0	2	0%
Eureka	2	3	4	0	0	9	
Substantiated	0	0	1	0	0	1	11%
Unsubstantiated	2	3	3	0	0	8	89%

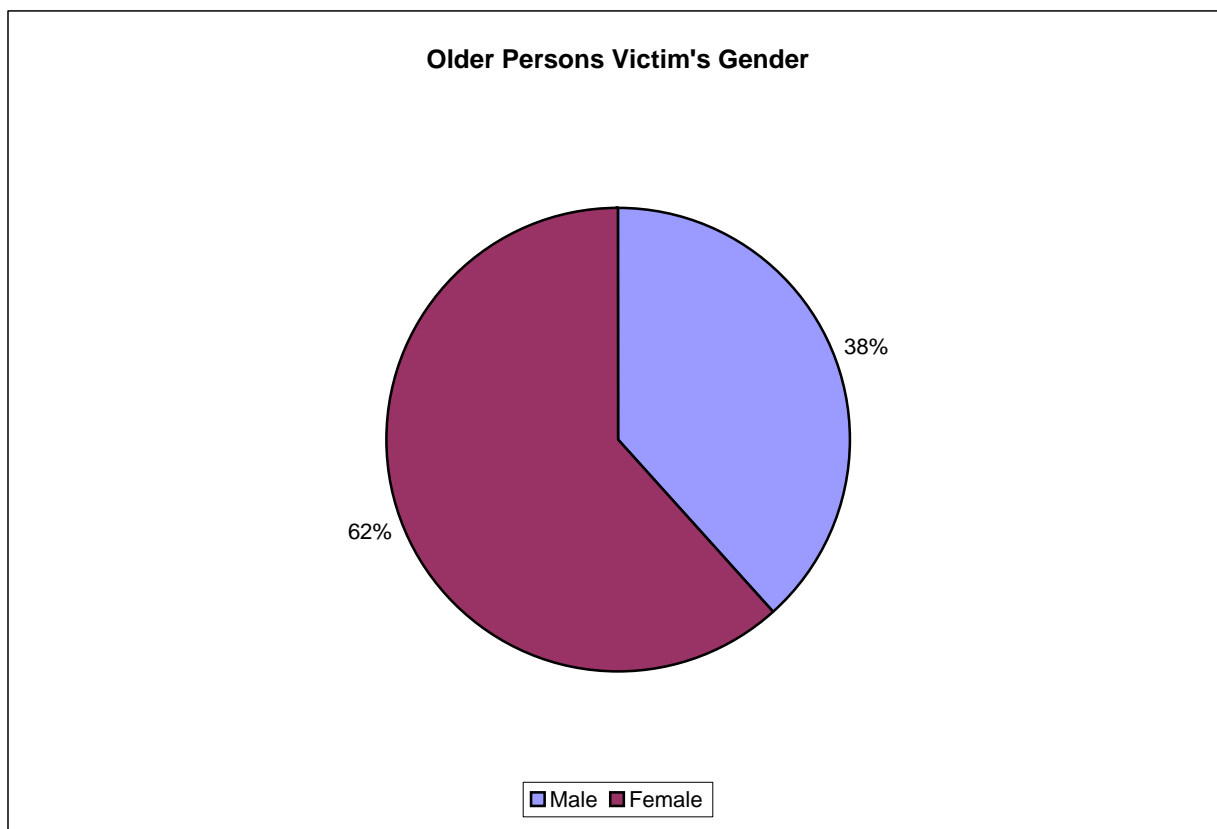
County							Percentage
Humboldt	6	11	15	5	1	38	
Substantiated	1	2	2	0	0	5	13%
Unsubstantiated	5	9	13	5	1	33	87%
Lander	0	1	6	3	0	10	
Substantiated	0	0	1	1	0	2	20%
Unsubstantiated	0	1	5	2	0	8	80%
Lincoln	3	3	4	4	1	15	
Substantiated	0	0	0	0	0	0	0%
Unsubstantiated	3	3	4	4	1	15	100%
Lyon	28	46	91	43	3	211	
Substantiated	5	10	28	8	1	52	25%
Unsubstantiated	23	36	63	35	2	159	75%
Mineral	3	2	12	7	0	24	
Substantiated	2	1	7	3	0	13	54%
Unsubstantiated	1	1	5	4	0	11	46%
Nye	18	39	46	23	2	128	
Substantiated	1	4	2	4	0	11	9%
Unsubstantiated	17	35	44	19	2	117	91%
Pershing	4	3	3	2	0	12	
Substantiated	0	0	0	0	0	0	0%
Unsubstantiated	4	3	3	2	0	12	100%
Storey	0	1	3	2	1	7	
Substantiated	0	1	2	2	0	5	71%
Unsubstantiated	0	0	1	0	1	2	29%
Washoe	226	271	562	309	30	1398	
Substantiated	71	54	251	89	3	468	33%
Unsubstantiated	155	217	311	220	27	930	67%
White Pine	1	2	15	4	1	23	
Substantiated	0	1	6	0	0	7	30%
Unsubstantiated	1	1	9	4	1	16	70%
Statewide Total	697	869	1371	840	73	3850	
Substantiated	155	194	462	172	6	989	26%
Unsubstantiated	542	675	909	668	67	2861	74%
Total Breakdown	Abuse	Neglect	Self Neglect	Exploitation	Isolation	Total	
Substantiated	22%	22%	34%	20%	8%	26%	
Unsubstantiated	78%	78%	66%	80%	92%	74%	

County	60-65	66-70	71-75	76-80	81-85	86-plus	Total
Carson City	24	28	28	57	50	62	249
Churchill	18	11	15	16	17	19	96
Clark	175	146	193	253	221	298	1286
Douglas	3	8	13	14	19	29	86
Elko	6	13	15	14	15	14	77
Esmeralda	0	0	0	0	1	2	3
Eureka	0	1	1	1	2	4	9
Humboldt	4	3	9	3	10	2	31
Lander	3	2	0	0	1	3	9
Lincoln	2	1	1	1	2	2	9
Lyon	18	26	22	34	38	29	167
Mineral	2	1	3	2	7	3	18
Nye	9	11	15	24	26	22	107
Pershing	2	1	3	1	1	2	10
Storey	0	2	0	0	2	0	4
Washoe	152	139	163	182	224	258	1118
White Pine	1	3	3	5	5	4	21
Statewide Total	419	396	484	607	641	753	3300

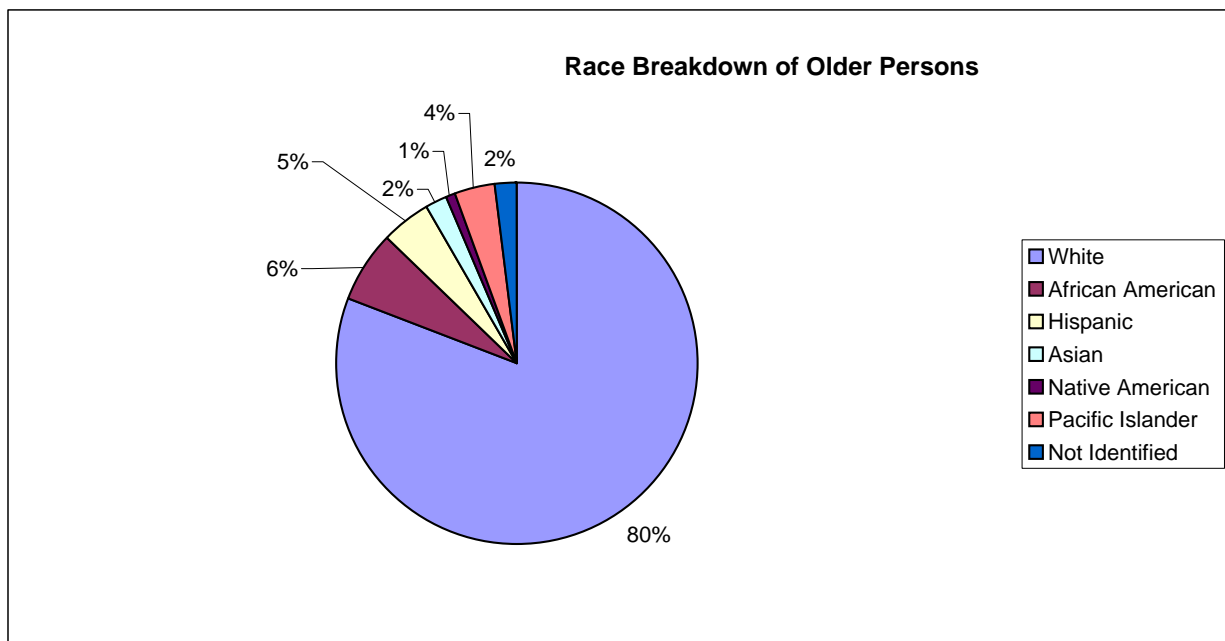
Percentage Breakdown of Older Persons Victim's Age



County	Male	Female	Total
Carson City	93	156	249
Churchill	37	59	96
Clark	463	824	1287
Douglas	25	61	86
Elko	31	46	77
Esmeralda	0	3	3
Eureka	6	3	9
Humboldt	11	20	31
Lander	7	3	10
Lincoln	1	8	9
Lyon	70	97	167
Mineral	10	8	18
Nye	48	59	107
Pershing	3	7	10
Storey	3	1	4
Washoe	448	671	1119
White Pine	7	14	21
Statewide Total	1263	2040	3303



County	White	African American	Hispanic	Asian	Native American	Pacific Islander	Not Identified	Total
Carson City	230	1	3	1	0	3	11	249
Churchill	92	0	0	0	2	0	2	96
Clark	840	168	110	35	2	112	20	1287
Douglas	78	2	0	2	2	0	2	86
Elko	75	0	1	0	1	0	0	77
Esmeralda	3	0	0	0	0	0	0	3
Eureka	8	1	0	0	0	0	0	9
Humboldt	29	0	2	0	0	0	0	31
Lander	9	0	0	0	0	0	0	9
Lincoln	9	0	0	0	0	0	0	9
Lyon	155	2	2	1	1	2	4	167
Mineral	17	1	0	0	0	0	0	18
Nye	99	5	3	0	0	0	0	107
Pershing	8	0	1	1	0	0	0	10
Storey	4	0	0	0	0	0	0	4
Washoe	993	27	33	20	15	10	21	1119
White Pine	20	0	0	0	1	0	0	21
Statewide Total	2669	207	155	60	24	127	60	3302



CRIMINAL FINGERPRINT SUBMISSIONS



This page was intentionally left blank

STATE OF NEVADA

CRIMINAL FINGERPRINTS SUBMISSIONS BY

ARRESTING AGENCY/OFFENSE CLASS 2009



Agency:	Felony	Gross Misdemeanor	Misdemeanor	Total
Adult Parole/Probation-Fallon	1			1
Attorney General's Office-Reno	7			7
BIA, Law Enforcement Services	3	2	25	30
Boulder City Police Department	154	14	289	457
Bureau of Indian Affairs			2	2
Carlin Police Department	39	3	85	127
Carson City Sheriffs Office	543	91	1,379	2,013
Churchill County Sheriffs Office	94	18	310	422
City of LV Detention/Enforcement			201	201
Clark County School Police Department			3	3
Clark County Detention Center			1,668	1,668
Department of Agriculture	3			3
DMV Compliance Division	21	1		22
DMV Field Services	17	3		20
Douglas County Sheriffs Office	505	136	1,574	2,215
DPS Investigaton Divison	261	20	71	352
DPS Records and Technology	83	14	266	363
Elko County Sheriffs Office	247	35	434	716
Elko Police Department	329	54	1,096	1,479
Esmeralda County Sheriffs Office	1		4	5
Eureka County Sheriffs Office	17	3	37	57
Fallon Paiute Shoshone Tribal Police Department	3		13	16
Fallon Police Department	131	37	385	553
Gaming Control Board	25		3	28
Henderson Police Department	2,428	494	7,311	10,233
Humboldt County School District Camp			2	2
Humboldt County Sheriffs Office	115	19	319	453
Incline Village Township Justice Court			4	4
Lander County Sheriffs Office	111	13	176	300
Las Vegas Metropolitan Police Department	42,584	5,936	69,440	117,960
Las Vegas Municipal Court			288	288

STATE OF NEVADA

CRIMINAL FINGERPRINTS SUBMISSIONS BY

ARRESTING AGENCY/OFFENSE CLASS 2009



Agency:	Felony	Gross Misdemeanor	Misdemeanor	Total
Lincoln County Sheriffs Office	52	15	60	127
Lovelock Police Department	9	4	24	37
Lyon County Sheriffs Office / Communications	381	73	728	1,182
Mesquite Police Department			571	571
Mineral County Sheriffs Department	233	65	633	931
Nevada Department of Prisons	4			4
Nevada DMVPS Parole and Probation	76	5	36	117
Nevada Gaming Control Board	8	1	20	29
Nevada Highway Patrol	605	71	3,671	4,347
Nevada State Attorney General	1			1
Nevada State Park Service	2		4	6
North Las Vegas Municipal Court			1	1
North Las Vegas Police Department	3,102	525	7,306	10,933
Nevada Department of Parole and Probation	3			3
Nevada Division of Wildlife Law Enforcement			2	2
Nye County Sheriffs Office	956	180	639	1,775
Parole and Probation Las Vegas Office	125	4	6	135
Pershing County Sheriffs Office	54	10	73	137
Pyramid Lake Tribal Police Department	6	1	69	76
Reno Municipal Court	33	3	707	743
Reno Police Department-Records	4,434	614	6,909	11,957
Reno Township Justice Court	34	4	9	47
Reno-Tahoe Airport Authority	1	1	4	6
Second Judicial District Court	3		1	4
Sparks Justice Court	11	3	17	31
Sparks Municipal Court	27	2	81	110
Sparks Police Department-Communications	1,653	377	2,698	4,728
Storey County Sheriffs Department	31	11	208	250
Truckee Meadows Community College	3		2	5
U S Drug Enforcement Administration	62	1	4	67

STATE OF NEVADA

CRIMINAL FINGERPRINTS SUBMISSIONS BY

ARRESTING AGENCY/OFFENSE CLASS 2009



Agency:	Felony	Gross Misdemeanor	Misdemeanor	Total
University of Nevada Police Department	52	14	125	191
US DOJ/US Marshal's Service	8	1	2	11
Walker River Tribal Police Department			1	1
Washoe County Department of Juvenile Service	2	1		3
Washoe County School District Police Department	13	18	57	88
Washoe County Alternative Sentence	3	1		4
Washoe County District Attorney	2	2	1	5
Washoe County Sheriffs Office	1,657	329	3,234	5,220
Washoe Tribe	9	3	92	104
West Wendover Police Department	90	10	192	292
White Pine County Sheriffs Department	67	31	132	230
Winnemucca Police Department	96	19	191	306
Yerington Paiute Tribal Police Department			1	1
Yerington Police Department	10	4	37	51
Grand Total				184,869

This page was intentionally left blank



This concludes our publication.

**Thank you for taking the time to read *Crime in Nevada*.
If you require further information you can contact us at:**

**Records and Technology
333 West Nye Lane Ste 100
Carson City, NV 89706
(775) 684-6262**

<http://www.nvrepository.state.nv.us>