


# 2000 Crime and Justice in Nevada



State of Nevada  
Department of Motor Vehicles  
And Public Safety



# **CRIME AND JUSTICE IN NEVADA**

## **ACKNOWLEDGMENTS**

The Nevada Department of Motor Vehicles and Public Safety, Nevada Highway Patrol, would like to express its appreciation to the following personnel for their involvement with the Nevada UCR Program:

### **NEVADA STATE UCR PROGRAM**

#### **UCR Advisory Committee Members**

David A. Kieckbusch, Chairman  
Department of Motor Vehicles and Public Safety

Judge Edward R. Johnson  
Justice and Municipal Court Judges Association

Dick McKee, Deputy Chief  
Las Vegas Metropolitan Police Department

Dr. Ken Peak  
University of Nevada, Reno  
Criminal Justice Department

Judge Connie J. Steinheimer  
District Court Judges Association

Sheriff Neil B. Harris  
Elko County Sheriff's Office

Noel S. Waters  
District Attorney's Association

Director Karen Kavanau  
Administrative Office of the Courts

#### **UCR Technical Subcommittee**

Ms. Kathie Heath, Chairman  
Carson City Sheriff's Department

Ms. Tracy Lang  
Las Vegas Metropolitan Police Department

Ms. Debbie Ames  
Reno Police Department

Ms. Cindy Kim  
Henderson Police Department

Ms. Peggy Stewart  
Elko County Sheriff's Office

Ms. Janice Giacometto  
Humboldt County Sheriff's Office

Ms. Barbara J. Telles  
North Las Vegas Police Department

**GRACE GEORGE, UCR PROGRAM SUPERVISOR**

**TISHA JOHNSON, PROGRAM OFFICER**

**TENNA HERMAN, MANAGEMENT ANALYST**

**NANCY P. GETSCHMAN, PROGRAM ASSISTANT**

**DIANNE DRAPER, PROGRAM ASSISTANT**



# AUTHORITY

The sixty-sixth session of the Nevada Legislature voted to create a Uniform Crime Reporting Program within the Nevada Highway Patrol in 1991.

## **NRS 179A.078**

**Uniform program for reporting crimes; advisory committee to assist in establishing and carrying out program.**

1. The director of the department shall establish within the central repository, a uniform program for reporting crimes which is designed to collect statistical data relating to crime or delinquency of children and to facilitate the collection and analysis of statistical data relating to crime at a central location.
2. To assist in establishing and carrying out the program required by subsection 1, the director shall establish an advisory committee consisting of eight members selected by the director. The committee must be composed of:
  - (a) One member who represents an association of district judges in this state;
  - (b) One member who represents an association of justices of the peace and judges of municipal courts in this state;
  - (c) One member who represents an association of district attorneys in this state;
  - (d) One member who represents a law enforcement agency located in a county whose population is less than 400,000;
  - (e) One member who represents a law enforcement agency located in a county whose population is 400,000 or more;
  - (f) One member who represents the Nevada highway patrol;
  - (g) One member who represents the University and Community College System of Nevada and has knowledge of the criminal justice system; and
  - (h) One member who represents the office of court administrator.
3. The members of the advisory committee are not entitled to receive compensation while engaged in the business of the advisory committee.
4. A member who is selected to fill a vacancy must possess the same general qualifications as his predecessor in office.



**STATE OF NEVADA**  
**DEPARTMENT OF MOTOR VEHICLES AND PUBLIC SAFETY**

Kenny C. Guinn, Governor

Richard Kirkland, Director  
Department of Motor Vehicles and Public Safety

David A. Kieckbusch, Deputy Director  
Department of Motor Vehicles and Public Safety

Colonel Michael E. Hood, Chief  
Nevada Highway Patrol

Dennis A. DeBacco, Manager  
Records and Identification Services  
Nevada Highway Patrol



# APPRECIATION

The success of the Nevada Uniform Crime Reporting Program hinges on the complete, accurate and timely participation of all of Nevada's law enforcement agencies. The program was established with the support of criminal justice and law enforcement agencies statewide in July of 1991 (Nevada Revised Statute 179A.078).

Although responsibility for actual development and execution of the program was vested in the Nevada Highway Patrol, the individuals at the municipal, county and state levels who submit the raw data are the entities ultimately critical to its viability. Accordingly, we recognize the following dedicated people.

**Sue Burkholder**  
Boulder City Police Department

**Darla Hoadley**  
Carlin Police Department

**Becky Neep**  
Carson City Sheriff's Office

**LaRonda Atchison**  
Churchill County Sheriff's Office

**Marty Freeman**  
Clark County School District PD

**Linda Woolard**  
Douglas County Sheriff's Office

**Peggy Stewart**  
Elko County Sheriff's Office

**Kerry Edson**  
Elko Police Department

**Michelle Knight**  
Esmeralda County Sheriff's Office

**Lt. Keith Hoehne**  
Eureka County Sheriff's Office

**Glenda Dockery**  
Fallon Police Department

**Cindy Kim**  
Henderson Police Department

**Renaë Norris**  
Humboldt County Sheriff's Office

**Linda Fisher**  
Lander County Sheriff's Office

**Sgt. John Wilcock**  
Lincoln County Sheriff's Office

**Pita Ensel**  
Lovelock Police Department

**Batt. Chief Steve Van Natta**  
Las Vegas Fire Department

**Diane Hobbs**  
Las Vegas Metropolitan PD

**Shelley Bristol**  
Lyon County Sheriff's Office

**Cheryl Hughes**  
Mesquite Police Department

**Bryn Skvarna**  
Mineral County Sheriff's Office

**Judy Lampshire**  
NHP Headquarters - Carson City

**Lisa Angelone**  
NHP Region I - Las Vegas

**Sue Merron**  
NHP Region II - Reno

**Lt. Greg Petree**  
NHP Region III - Elko

**Laura Marscheck**  
North Las Vegas Police Department

**Georgiana Barnwell**  
Nye County Sheriff's Office

**Chad Odegaard**  
Pershing County Sheriff's Office

**Debbie Thompson**  
Reno Police Department

**Debbie Bartley**  
Sparks Police Department

**Monique Wilson**  
Storey County Sheriff's Office

**James Morrow**  
UNLV Police Department

**Jeanne Ohlson**  
UNR Police Department

**Jerry Schultz**  
Washoe County School District PD

**Denise Christie**  
Washoe County Sheriff's Office

**Kathy Bennett**  
Wells Police Department

**Bobbie Bostock**  
West Wendover Police Department

**Josephine Benevides**  
White Pine County Sheriff's Office

**Nancy Johnson**  
Winnemucca Police Department

**Helen Sturdevant**  
Yerington Police Department

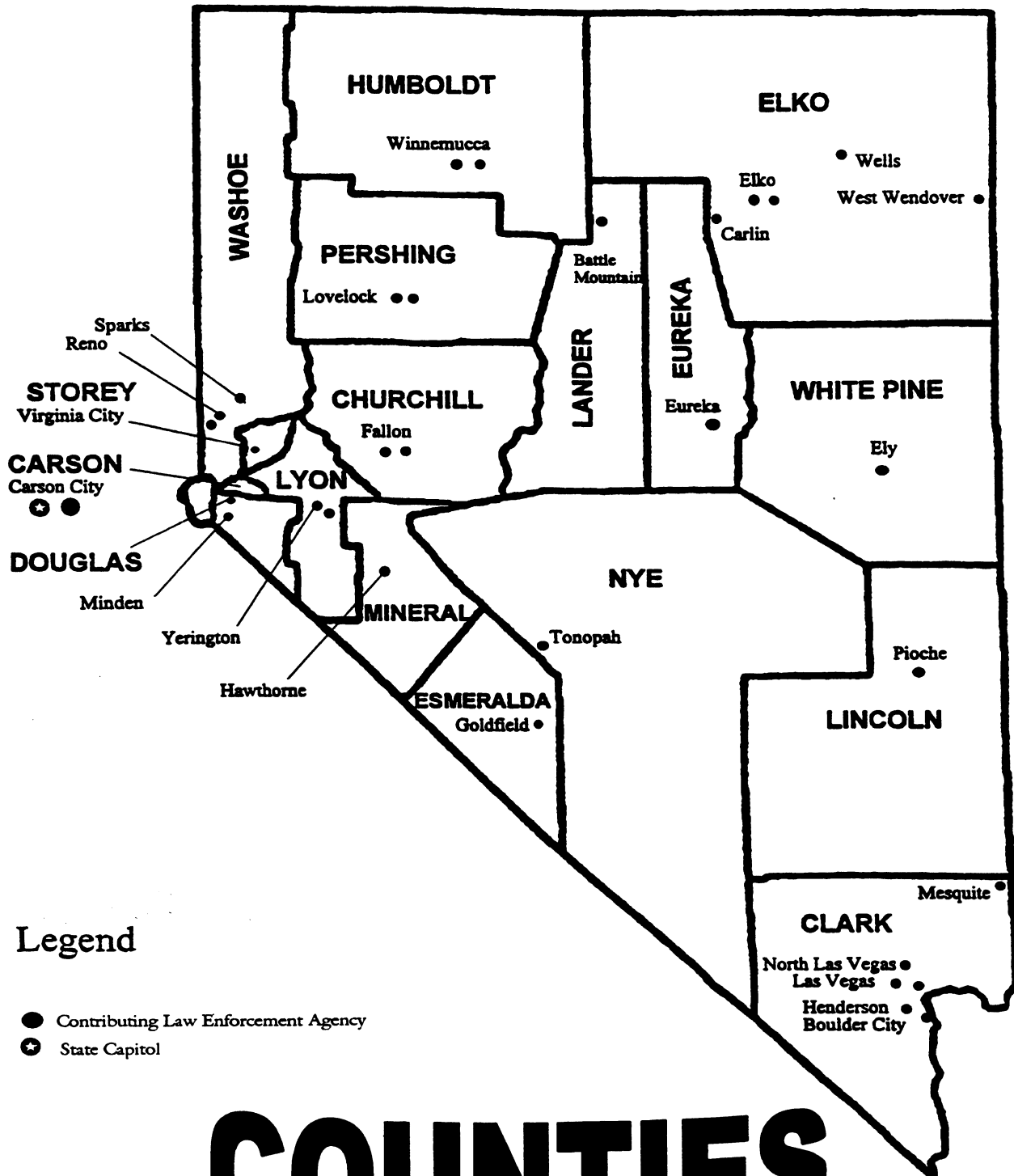


**Additionally, we would like to recognize  
the following for their contributions:**

**Ms. Stephanie Parker  
Crime Prevention and Special Projects Coordinator  
Nevada Missing Children  
Clearinghouse & Crime Prevention Unit  
Office of the Attorney General**



# NEVADA



## Legend

- Contributing Law Enforcement Agency
- ★ State Capitol

# COUNTIES

REGION OFFICES:



2601 E. SAHARA AVENUE  
LAS VEGAS, NEVADA 89158  
(702) 486-4100



357 HAMMILL LANE  
RENO, NEVADA 89511  
(775) 688-2500



3920 E. IDAHO STREET  
ELKO, NEVADA 89801  
(775) 738-8035

STATE OF NEVADA



DEPARTMENT OF  
MOTOR VEHICLES AND PUBLIC SAFETY  
  
NEVADA HIGHWAY PATROL

KENNY C. GUINN  
GOVERNOR

RICHARD KIRKLAND  
DIRECTOR  
DEPARTMENT OF MOTOR VEHICLES  
AND  
PUBLIC SAFETY



COLONEL MICHAEL E. HOOD, CHIEF  
HEADQUARTERS  
555 WRIGHT WAY  
CARSON CITY, NEVADA 89711-0525  
(775) 687-5300

FORWARD

In 1991 the Nevada Highway Patrol in its administration of the state's Criminal History Records Repository, established a uniform program designed to collect statistical data relating to crime and delinquency. Since that time, law enforcement agencies from throughout the state have submitted data on specific crimes committed in each jurisdiction.

This report is not designed to furnish an overview of the workings of the entire criminal justice system, nor is it able to give the complete picture of law enforcement activity. The main purpose is to furnish police administrators with a measurement of their activities as indicated by the number of reported offenses, arrests and clearances that are known to police officials.

The information and statistics presented in this seventh annual report are a summary of the monthly reports submitted for calendar year 2000 and indicates the statewide problems associated with those crimes.

This year's theme of missing children is tragic but it is a reality that all law enforcement must deal with. According to the Federal Bureau of Investigation, there were 876,213 persons reported missing in 2000. Children comprised 85 to 90 percent of these missing person reports. Each year law enforcement agencies and other nonprofit organizations strive to address missing and exploited children's issues. It is expected that with the promised tool of advanced technology more children will be brought home than ever before.

Sincerely,

A handwritten signature in black ink, appearing to read "M.E. Hood".

Colonel Michael E. Hood, Chief  
Nevada Highway Patrol



## TABLE OF CONTENTS

Introduction.....	i
Crime Factors.....	i
Potential Uses of UCR .....	ii
Reporting Procedure .....	iii
Hierarchy Rule.....	v
Verification Procedure.....	v
Policy, Release of UCR Information .....	vi
Profile, State of Nevada .....	vii
Nevada Missing Children Statistics.....	1
Nevada Crime Clock .....	3
2000 Highlights .....	4
1998-2000 Nevada Index Crimes .....	7
Nevada Statewide Index Crimes, 1997-2000 (graphs).....	8
2000 Crimes and Clearances Summary .....	13
Comparison of Crimes/Clearances .....	17
Index Crimes : Violent.....	21
Property.....	23
Murder .....	25
Rape.....	31
Robbery.....	35
Aggravated Assault.....	41
Burglary .....	45
Larceny-Theft.....	51
Motor Vehicle Theft.....	57
Arson.....	63
Clearance Rates .....	69
Arrest Data .....	71
Hate Crimes .....	149
Arrest Data - Drug & Liquor Violations.....	153
Stolen and Recovered Property Values.....	159
Enforcement Personnel Employment Data.....	167
Enforcement Personnel Assaults.....	170
Classification of Offenses.....	173
Calculation of Rates .....	180
Domestic Violence Statistical Information.....	181
Appendix A Domestic Violence Statistical Form.....	197
Appendix B Domestic Violence Data Reported .....	201

# **INTRODUCTION**

---

The Uniform Crime Reporting (UCR) Program is a nationwide cooperative effort of over 17,000 city, county and state law enforcement agencies voluntarily reporting data on crime. The monthly contributions to Nevada's current program, with 38 local law enforcement agencies reporting full-time, represents a solid beginning in establishing an effective statewide criminal justice information system (CJIS). We invite remaining non-participating local law enforcement agencies to join their peers in this effort and participate in this important program.

**Inquiries concerning Uniform Crime Reporting may be directed to:**

**Department of Motor Vehicles and Public Safety  
Nevada Highway Patrol  
Uniform Crime Reporting  
808 West Nye Lane  
Carson City, NV 89703  
Tel (775) 687-1600 x236**

Ideally, UCR data will eventually merge with that of the other major components of the criminal justice system (i.e., prosecutors, courts, and corrections) to form an integrated system for the exchange of vital management information. The availability of such data will enhance law enforcement's proactive response to crime and justice in Nevada. The Nevada Highway Patrol has administered the UCR Program as a statewide, standardized method of collecting statistics on crime as it is reported to law enforcement. The UCR Section also produces a reliable set of criminal statistics for use in law enforcement administration, operation and management. Additionally, Nevada's statistics are forwarded monthly to the Federal Bureau of Investigation for inclusion in its annual report, "Crime in the United States."

Over the years, we hope UCR data will be used as a leading social indicator. With this annual report, Nevada's citizens can look to UCR as the primary information source on the nature and extent of crime in Nevada. Criminologists, sociologists, legislators, state and local planners, the media and academicians can use the statistics for wide and varied research, planning and other applications.

## **CRIME FACTORS**

---

Statistics gathered under the Uniform Crime Reporting Program are submitted by the law enforcement agencies of Nevada and represent a spectrum of crime on statewide, county and municipal levels. Awareness of the presence of unique variables is necessary if fair and equitable conclusions are to be drawn. These crime-influencing factors are present, to some degree, in every community and their presence affects, in varying degrees, the crime developments of the community. Comparison of crime figures between communities should not be made without first considering individual factors present in each community. Crime, as an outgrowth of society, remains a social problem of grave concern and the police are limited in their role as to its detection and suppression. As stated by the President's Commission on Law Enforcement and Administration of Criminal Justice in their report, "The Challenge of Crime in a Free Society," (1967-Page 92);

*"But the fact that the police deal daily with crime does not mean that they have unlimited power to prevent it, or reduce it, or deter it. The police did not create and cannot resolve the social conditions that stimulate crime. They did not start and cannot stop the convulsive social changes that are taking place in America."*

*"They do not enact the laws that they are required to enforce, nor do they dispose of the criminals they arrest. The police are only one part of the criminal justice system; the government is only one part of society. Insofar as crime is a social phenomenon, crime prevention is the responsibility of every part of society. The criminal process is limited to case by case operations, one criminal or one crime at a time."*

Set forth in the following are some of the conditions which will, by type and volume, affect crime that occurs from place to place:

- Size and density of community population and the degree of urbanization in the surrounding area*
- Compositions of population with particular reference to youth concentration*
- Economic status of population, median income and job availability*
- Relative stability of population, including commuters, seasonal, and other transient types*
- Modes of transportation and area highway systems*
- Climate, including seasonal weather conditions*
- Cultural conditions such as educational, recreational, and religious characteristics*
- Standards governing appointments to the police force*
- Policies of prosecuting officials, the courts, correctional and parole/probation officials*
- Effective strength of law enforcement agencies*
- Attitude of the public toward reporting crime and participation in the prosecution of offenders*
- The administrative and investigative efficiency of local law enforcement agencies, including the degree of adherence to crime reporting standards*
- Organization and cooperation of adjoining and overlapping police jurisdictions*

The primary goal of this program is to identify crime and related problems. Statistics in this publication should not be used to measure or evaluate workloads and results of individual contributing departments. While most police agencies are collectively viewed as crime-fighting units, considerable independent research shows only a small portion of the workload of many departments is spent fighting crime. Because of other assigned duties, the peculiar cycle of crime and clearances, and different community factors that normally affect crime statistics, no conclusions regarding individual departments should be made without consulting directly with the agency being analyzed.

Crime rates in this publication are based on the resident population of the state and its subdivisions as established and published by the Nevada Department of Taxation and Nevada State Demographer. Population estimates are revised annually. Seasonal population figures are too inaccurate and fluctuate too rapidly to be used in determination of crime rates. Most Nevada communities experience rather wide seasonal population fluctuations due to the nature of the state's major industry - gaming/tourism. Accordingly, actual crime rates per thousand reported here may appear higher than might be expected for a community of comparable size without substantial fluctuations. This should not deter police administrators from using the data for planning and administrative purposes. Local seasonal population data is available which can be utilized for further statistical refinements.

Additionally, readers are cautioned not to make direct comparisons between crime rates reported for Nevada communities and those of communities of similar size in other states without first carefully analyzing and applying local modifying factors.

## **POTENTIAL USES of UCR DATA**

---

The Nevada program is unique among similar state programs as it is dedicated to doing more than just gathering statistics. The program is dedicated to providing statistical support services to its contributors and in producing a variety of reports, or crime profiles, on an as-needed basis. These crime profiles will set the stage for extensive use of the data by police administrators and other criminal justice agencies.

Persons reading this report may question, "How good are Uniform Crime Reports and how may they be used?" Initial responses that come to mind may be limited, but as the information is examined more closely, many and varied uses are discovered. Foremost is keeping the public informed as to the volume and nature of crime, that they may judge and act accordingly. In actuality, UCR is a multi-faceted vehicle of many uses. Here are a few, but my no means all, as they relate to different groups and agencies.

### **Law Enforcement Contributors**

Administrative information relating to:

1. Budget - need and justification
2. Staffing - number needed as to state average number of employees vs. population and crime rate
3. Department composition - Patrol, Administration, Jail, Laboratory, Detective Division, Juvenile



4. Identified problem crimes
5. Disbursement of personnel and shifts in accordance with the crime picture of individual communities with avoidance of duplication of services in cases of concurrent jurisdiction
6. Training - according to crime problem prioritization
7. Equipment procurement - by justified need
8. Selective enforcement - by crime volume, particular times and seasons through UCR information
9. Crime Profiles - identification of problems unique to individual communities
10. Long-range Planning - as anticipated by crime trends

### **Governor and Legislature**

1. Broad, accurate picture of crime in Nevada by location, volume, type and rate, as derived from records of all reporting enforcement agencies
2. Guide to valid funding needs of special interest groups and their requests for same
3. Need for more or fewer specialized programs
4. Identification of crime trends and their relationship(s) to training, courts, corrections and other criminal justice agencies
5. Identification of various social problems relating to drugs, alcohol, juveniles and rehabilitation
6. Effectiveness of various social programs related to the above

### **Courts - Prosecution**

1. Valuable general research information on crimes within the areas being served
2. Crime trend information
3. Identification of problem crimes to be considered in the prosecutorial and judicial processes

### **Press**

A factual source for use in reporting crime and socially-related problems

### **Social Agencies**

1. Identification of problem areas for concentration of remedial activities
2. Application for general evaluation of programs effectiveness

### **Educational Institutions**

Educators at all levels can use UCR data for various studies, budget preparation and planning.

These are a few possible uses, undoubtedly many more exist. The larger the UCR database becomes, the clearer its value will become. Since effective problem solving begins with problem identification, UCR will continue to be meaningful for years to come.

Nevada UCR believes the data provided here can serve as a catalyst for some departments to establish modern record systems for the first time. With other agencies it may spur emplacement of needed system upgrades. This will enable administrators at the chief and sheriff levels to be able to take a renewed look at their departments, potentially effecting beneficial internal operational changes. Awareness by subordinate personnel that their reports and arrest information are being used, not just filed away, will result in better and more comprehensive reporting. Finally, the periodic release of crime information to the general public will keep the crime problem in its proper perspective.

## **REPORTING PROCEDURE**

In Nevada's Uniform Crime Reporting Program, contributing law enforcement agencies are wholly responsible for compiling their own crime reports and submitting them to the Uniform Crime Reporting Section of the Highway Patrol in Carson City. The UCR Section, to maintain data quality and uniformity, furnishes to the contributing agencies continuous training and instruction in Uniform Crime Reporting procedures. All contributors are also given data submission guidelines, report forms and a State of Nevada UCR Guide that outlines, in detail, procedures to score and classify offenses. The guide illustrates and discusses the monthly and annual report forms.

4. Identified problem crimes
5. Disbursement of personnel and shifts in accordance with the crime picture of individual communities with avoidance of duplication of services in cases of concurrent jurisdiction
6. Training - according to crime problem prioritization
7. Equipment procurement - by justified need
8. Selective enforcement - by crime volume, particular times and seasons through UCR information
9. Crime Profiles - identification of problems unique to individual communities
10. Long-range Planning - as anticipated by crime trends

### **Governor and Legislature**

1. Broad, accurate picture of crime in Nevada by location, volume, type and rate, as derived from records of all reporting enforcement agencies
2. Guide to valid funding needs of special interest groups and their requests for same
3. Need for more or fewer specialized programs
4. Identification of crime trends and their relationship(s) to training, courts, corrections and other criminal justice agencies
5. Identification of various social problems relating to drugs, alcohol, juveniles and rehabilitation
6. Effectiveness of various social programs related to the above

### **Courts - Prosecution**

1. Valuable general research information on crimes within the areas being served
2. Crime trend information
3. Identification of problem crimes to be considered in the prosecutorial and judicial processes

### **Press**

A factual source for use in reporting crime and socially-related problems

### **Social Agencies**

1. Identification of problem areas for concentration of remedial activities
2. Application for general evaluation of programs effectiveness

### **Educational Institutions**

Educators at all levels can use UCR data for various studies, budget preparation and planning.

These are a few possible uses, undoubtedly many more exist. The larger the UCR database becomes, the clearer its value will become. Since effective problem solving begins with problem identification, UCR will continue to be meaningful for years to come.

Nevada UCR believes the data provided here can serve as a catalyst for some departments to establish modern record systems for the first time. With other agencies it may spur emplacement of needed system upgrades. This will enable administrators at the chief and sheriff levels to be able to take a renewed look at their departments, potentially effecting beneficial internal operational changes. Awareness by subordinate personnel that their reports and arrest information are being used, not just filed away, will result in better and more comprehensive reporting. Finally, the periodic release of crime information to the general public will keep the crime problem in its proper perspective.

## **REPORTING PROCEDURE**

In Nevada's Uniform Crime Reporting Program, contributing law enforcement agencies are wholly responsible for compiling their own crime reports and submitting them to the Uniform Crime Reporting Section of the Highway Patrol in Carson City. The UCR Section, to maintain data quality and uniformity, furnishes to the contributing agencies continuous training and instruction in Uniform Crime Reporting procedures. All contributors are also given data submission guidelines, report forms and a State of Nevada UCR Guide that outlines, in detail, procedures to score and classify offenses. The guide illustrates and discusses the monthly and annual report forms.

A centralized record system is vital to the sound operation of any law enforcement agency. It is an essential element for crime reporting. Trained UCR personnel at the state level assist contributors in following established reporting procedures.

On a monthly basis, law enforcement agencies (state, county and municipal) report the number of offenses that become known to them in the following crime categories:

- 1. Criminal Homicide**
  - a. Murder and Non-Negligent Manslaughter
  - b. Manslaughter by Negligence (not an index crime)
- 2. Forcible Rape**
  - a. Rape by Force
  - b. Attempts to Commit Forcible Rape
- 3. Robbery**
  - a. Firearm
  - b. Knife or Cutting Instrument
  - c. Other Dangerous Weapon
  - d. Strong-Arm (Hands, Fists, Feet, etc.)
- 4. Assault**
  - a. Firearm
  - b. Knife or Cutting Instrument
  - c. Other Dangerous Weapon
  - d. Hands, Fists, Feet, etc, Aggravated
  - e. Hands, Fists, Feet, Not Aggravated (not an index crime)
- 5. Burglary**
  - a. Forcible Entry
  - b. Unlawful Entry - No Force
  - c. Attempted Forcible Entry
- 6. Larceny-Theft (except motor vehicle theft)**
- 7. Motor Vehicle Theft**
  - a. Autos
  - b. Trucks and Buses
  - c. Other Vehicles
- 8. Arson**

In addition, the agencies submit the number of arrests recorded; by sex and age, for twenty-one other "Part II" offenses. Descriptions of these offenses are provided beginning on page 175.

Another facet of the UCR Program involves the collection of "hate crimes". In 1990, the President of the United States signed into law the "Hate Crime Statistics Act of 1990". The data identifies crimes that manifest evidence of prejudice based on race, religion, sexual orientation, ethnicity and physical or mental disabilities.

Whenever complaints of crime are determined through investigation to be unfounded or false, they are subtracted from the actual count. The number of "actual offenses known" in these crime categories is reported to the Nevada UCR Section whether or not anyone is arrested for the crime; the stolen property is recovered; prosecution is undertaken; or any other restrictive consideration is in effect.

Other data configurations which contributing agencies tally through the UCR system:

- Number of crimes cleared by arrest or exceptional means
- Number of crimes cleared involving persons under age 18
- Number of enforcement officers killed or assaulted

- Type and value of property stolen and recovered*
- Number of arrests for all criminal acts (except traffic violations), broken out by arrestee age, sex and race*
- Number of sworn and civilian enforcement personnel employed by agency type*
- Number of "hate crimes"*

## HEIRARCHY RULE

---

The experience of law enforcement agencies handling UCR data shows that, for the most part, offenses of law occur singly as opposed to many being committed simultaneously. In these single-offense situations, it must be decided whether the crime was one of the Index offenses, and if so, it is scored accordingly. However, if several offenses are committed at the same time by a person or a group of persons, a different approach must be used in classifying and scoring. As a general rule, a multiple-offense situation requires classification of each of the offenses and identification of those that are Part I crimes. The Part I offenses involved must then be located within their ranked list, which goes from most to least priority (this list is provided starting on page 173). The offense, which is highest on the list, is scored. The other offenses involved in the incident are ignored. The Hierarchy Rule, which requires counting only the highest offense on the list and ignoring all others, applies only to crime reporting and does not affect the number of charges for which the defendant may be prosecuted in the courts.

## VERIFICATION PROCEDURE

---

Data uniformity and accuracy is of primary concern under this program. With coverage of approximately 38 reporting jurisdictions within the State of Nevada, the problems with attaining uniformity are apparent. Issuance of instructions and training of personnel within contributing agencies does not complete the role of the UCR Section. It is standard operating procedure to examine each incoming report for mathematical accuracy and completeness, and perhaps of even greater importance, for reasonableness as a possible indication of error.

Clearance factors, recovery rates and other elements are scrutinized and changes are suggested to the contributors where needed. In the instance of minor mathematical corrections, the contributing agency is either contacted by phone or in-person visitations are made by qualified UCR program personnel.

The possibility of report duplication requires constant verification through internal consistency checks. If duplication is suspected, the contributing agency is immediately contacted and the matter is resolved in accordance with guidelines. Continual analysis of reports is maintained to assist contributors when needed and to maintain the quality necessary for a factual and successful program. In addition, quality assurance staff visits contributors to cooperatively assist in necessary revisions of records and reporting methods.

Regardless of the extent of the quality control process employed by the Uniform Crime Reporting Section, the accuracy of the data assembled under this program depends on the sincere effort exerted by each contributor to meet the necessary standards of reporting. We are especially grateful to the UCR support staff in each contributing agency for their diligence and persistence, and their constant attention to reporting policies and procedures.



# STATEMENT OF POLICY FOR RELEASE OF UCR STATISTICAL INFORMATION

---

The following policies provide guidance concerning the release of UCR statistical information. All information to be released is approved by senior staff prior to being released.

1. Nevada UCR will publish annual and monthly reports, reflecting crime in the state. The annual report will be distributed without charge to the governor, members of the legislature, the attorney general, law enforcement agencies and any agency or committee dedicated to law enforcement or criminal justice work.
2. Published reports will be released to the above named entities prior to being released to individuals or agencies extraneous to the criminal justice community.
3. UCR statistical information concerning any individual agency will not be released to any entity or agency, without the written consent of the chief administrator of that agency, if the information has not previously been published. The Uniform Crime Reporting Section will maintain, for one year, a copy of the information released along with the request and the authority of release.
  - A. Information contained in the published annual report may be released via telephone, letter, etc., to any interested party.
  - B. All requests for unpublished information should be directed by letter to the Program Supervisor, UCR Section. These special requests will be honored only for the current reporting year and with the written consent of the agency whose statistics are requested.
  - C. Law enforcement agencies may receive interim, unpublished, specialized reports germane to their agency upon request.

# PROFILE OF THE STATE OF NEVADA

---

*This profile is presented to provide some general knowledge and facts about the State of Nevada. The information might assist users of this publication in understanding the environment in which reported crime incidence and arrest data occurred.*

## NEVADA FACTS AND FIGURES

—Nevada is the seventh largest state in the United States, covering 110,540 square miles. The state's long western border is shared with California, the most populous state in the union. On its northern and eastern borders are the states of Oregon, Idaho, Utah and Arizona. The state's longest distance from the northwest corner to the southern tip is approximately 600 miles. At the widest point it is nearly 350 miles.

—Nevada consists of seventeen counties, ranging in size from 153 square miles for the state capitol of Carson City to over 18,000 square miles for Nye County, one of the largest counties in the United States.

—The geography of the state consists of rugged desert and mountain terrain, with the highest mountain peak (Boundary Peak in Esmeralda County) having an elevation of 13,146 feet above sea level and the lowest point on the Colorado River having an elevation of 490 feet.

—Nevada has a four-season climate, with wide variations between its northern and southern latitudes. Low temperatures in the north can go well below zero in the winter months, while high temperatures in the south can climb well over one hundred in the summer (degrees Fahrenheit). It is the most arid state in the country, receiving an annual average of less than ten inches of precipitation.

—Of Nevada's total land area, 85.3% is controlled by the federal government, state and local governments control .3% and 1.6% falls under the jurisdiction of 22 American Indian reservations. The United States military, which has a significant presence, has reserved very large areas.

—Nevada's population increased by over 54% between 1980 and 1990 (from 800,508 to 1,236,130) and by 67% from 1990 to 2000 (1,236,130 to 2,066,831). The state has experienced the fastest rate of growth in the nation for the past several years. Due to these tremendous long-term increases, several communities have been hard-pressed to provide necessary infrastructures. This trend is expected to continue, although possibly at a slightly lower rate. Despite this growth, Nevada remains one of the most sparsely populated states, with about 18 people per square mile. Fully 85% of the state's total population is located in the counties of Clark (1,425,723) and Washoe (333,566).

—The Nevada State Demographer-University of Nevada, Reno, estimated the following population composition for Nevada in 2000: White, 69.7%; Hispanic, 17.8%; African Americans, 6.7%; Asian, Pacific Islanders, 4.4% and Native American Indians, 1.3%. Age ranges are: age 5 and under, 1.3%; Ages 6-18 17.0%, Ages 19-64 64.1% and ages 65 and over, 10.6%. The population is comprised of 50.9% males and 49.1% females.

—Tourism and gaming are the state's largest industries. The gaming industry generated monthly average taxable revenues of \$752.7 million in 2000. Approximately 50 million people visited in 2000. Of concern to Nevada is the rapid spread of gaming to other states and Indian reservations. The Las Vegas area has responded by expanding and building huge "destination" or "theme" resorts, catering to a broader spectrum of interests.

—A substantial ongoing effort has been successfully undertaken to diversify Nevada's economy. Hundreds of out-of-state firms have relocated to Nevada and thousands of new businesses have opened.

—Nevada is the largest gold producer in the United States and ranks in the top ten in the world. The bulk of this mining boom has occurred within the past ten years and has primarily taken place in the rural northern part of the state.

# NEVADA MISSING CHILDREN

OVER 850,000 CHILDREN ARE REPORTED MISSING ANNUALLY in the United States. It is estimated that between 200-300 children each year are victims of stranger abductions, and approximately 115,000 children are victims of an attempted abduction. Actual numbers may be much greater as considerable amounts of missing children are never reported.

IN NEVADA, OVER 6,000 CHILDREN are reported missing each year. These reports include children missing as a result of family/parental abduction, non-family abduction, and runaways.

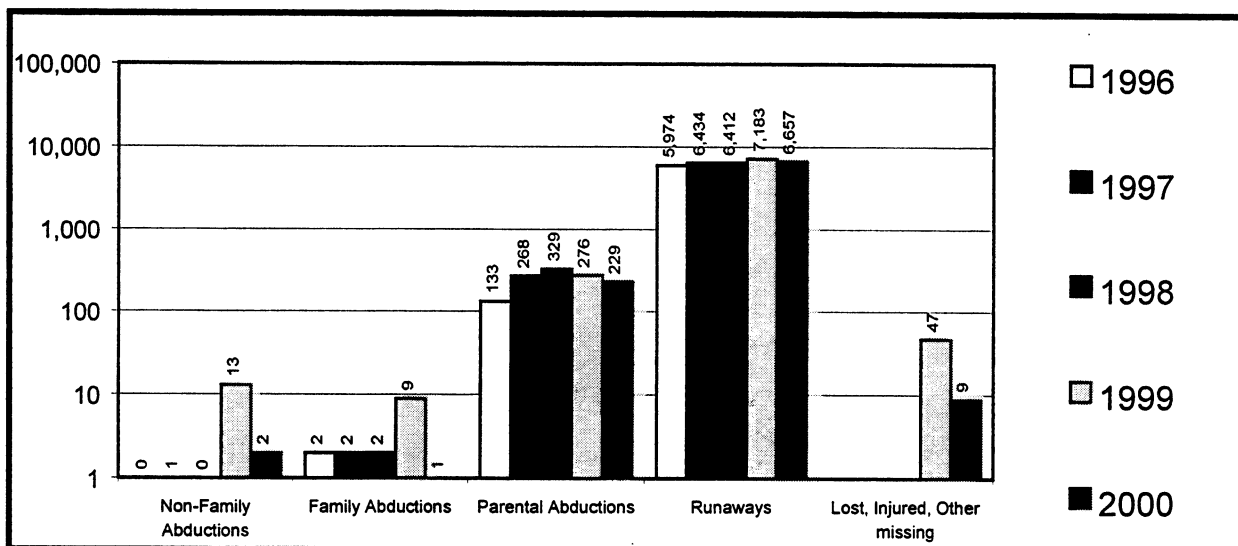
IN RESPONSE TO THE PLIGHT OF MISSING CHILDREN, the Nevada State Legislature has enacted numerous laws to protect children and the criminal justice community has implemented various programs to address the problem of child abduction.

IN 1991 THE NEVADA MISSING CHILDREN CLEARINGHOUSE (NMCC) was created to act as a central registry for missing children reports and as an information resource for child protection issues. In tandem, the NMCC and Nevada law enforcement agencies work with the National Center for Missing and Exploited Children and forty-nine other state clearinghouses. In addition, Nevada schools play a vital role in the identification and recovery of missing children by using school records. For example, education communities can routinely crosscheck lists of newly enrolled children against lists of missing children to try to identify matches.

RECENTLY, LAW ENFORCEMENT AGENCIES in Northern Nevada implemented the Krystal CAAP Alert system in memory of Krystal Steadman who was abducted and murdered from Lake Tahoe on March 19, 2000. CAAP stands for Child Abduction Alert Plan and sends a message about the missing child over the emergency alert system already in place over the radio similar to the notification heard announcing flood and earthquake disasters. When a child is missing, every single second counts. CAAP will allow law enforcement to notify the community where a child is abducted by a stranger and believed to be in immediate danger, and the police have some description that people can be on the lookout for.

TABS THROUGHOUT THIS PUBLICATION contain information on some of Nevada's missing children, as well as statistics that clearly demonstrate how problematic the issue of missing children is throughout Nevada.

# NEVADA MISSING CHILDREN STATISTICS



## 1996

Non-Family Abductions	0
Family Abductions	2
Parental Abductions	133
Runaways	5,974

## 1999

Non-Family Abductions	13
Family Abductions	9
Parental Abductions	276
Runaways	7,183
Lost, Injured, Other missing	47

## 1997

Non-Family Abductions	1
Family Abductions	2
Parental Abductions	268
Runaways	6,434

## 2000

Non-Family Abductions	2
Family Abductions	1
Parental Abductions	229
Runaways	6,657
* Lost, Injured, Other missing	9

## 1998

Non-Family Abductions	0
Family Abductions	2
Parental Abductions	329
Runaways	6,412

Statistics provided by Nevada Missing Children Clearinghouse

\* Lost, injured, other missing is a child that is believed to be lost, injured or just missing without explanation. Most of these episodes lasts less than a day and almost half involve children under the age of four




# **NEVADA CRIME CLOCK - 2000 HIGHLIGHTS**

**One  
INDEX CRIME OFFENSE  
every 6 minutes, 7 seconds**

**One  
VIOLENT CRIME  
every 50 minutes, 44 seconds**

**One  
PROPERTY CRIME  
every 6 minutes, 58 seconds**



**One  
MURDER  
every 2 days, 19 hours**

**One  
BURGLARY  
every 29 minutes, 59 seconds**

**One  
RAPE  
every 10 hours, 11 minutes**

**One  
LARCENY  
every 11 minutes, 55 seconds**

**One  
ROBBERY  
every 1 hour, 56 minutes**

**One  
MOTOR VEHICLE THEFT  
every 39 minutes, 54 seconds**

**One  
AGGRAVATED ASSAULT  
every 1 hour, 44 minutes**

**One  
ARSON  
every 15 hours, 9 minutes**

*The crime clock should be viewed with care. Being the most aggregate representation of UCR data, it is designed to convey the annual reported crime experience by showing the relative frequency of occurrence of the Index Offenses. This mode of display should not be taken to imply regularity in the commission of the Offenses, rather, it represents the annual ratio of crime to fixed time intervals.*

# CRIME IN NEVADA 2000 - HIGHLIGHTS

---

## CRIME RATE

The Nevada Crime Rate is based on the occurrence of an index offense per 1,000 residents of the state. Municipal and county rates are based on their individual populations. The state crime rate for 2000 was 41.55 per 1,000. The comparable rate for 1999 was 43.10. The state population utilized was 2,066,831, the latest available estimate for 2000 from the State Demographer, Bureau of Business and Economic Research, University of Nevada.

## INDEX OFFENSES

There were 85,880 Index Offenses reported by enforcement during 2000—an increase of 1,071 offenses (1.3%) from the 84,809 offenses reported in 1999. Nevada's ten-year average for total index offenses (1991-2000) was 90,901.

## VIOLENT CRIMES

Murder, rape, robbery and aggravated assault make the "violent crimes" category. Violent crimes as a group increased by 165 offenses from 1999 for a 1.6% increase. During 2000 violent crimes totaled 10,476. The 1999 total was 10,311. Violent crimes accounted for 12.2% of all reported index crimes (12.2% in 1999) and displayed a crime rate of 5.1 per 1,000 population. Nevada's ten-year average for violent crimes (1991-2000) was 11,746.

## PROPERTY CRIMES

Property crimes, consisting of burglary, larceny, motor vehicle theft and arson increased in 2000 by 906 offenses (1.2%) from 1999. There were 75,404 offenses reported in 2000, with 74,498 experienced in 1999. Property crimes accounted for 87.8% of all index crimes in 2000, with a crime rate of 36.5% offenses per 1,000 population. Nevada's ten-year average for property crimes (1991-2000) was 78,683. *Special Note: National arson data was not sufficient prior to 1994 and is not included in this total.*

## MURDER

There were 130 murders committed in Nevada during 2000, down by 35 (21.2%) from the 165 murders reported in 1999. Included in this total was one manslaughter by negligence. Law enforcement cleared 83 murders this year (63.8%). Nevada's ten-year average for homicide offenses (1991-2000) was 167.

## RAPE

Forcible rapes decreased by 83 during 2000. There were 860 offenses reported to enforcement in 2000, compared to 943 in 1999. Of the total, 701 were actual rapes, while 159 were classified as attempts. Nevada's ten-year average for rape offenses (1991-2000) was 902.

## ROBBERY

Robberies increased by 334 offenses (7.9%) during 2000, from 4,209 in 1999 to 4,543. Nevada's ten-year average for robbery offenses (1991-2000) was 4,643.

## AGGRAVATED ASSAULT

Nevada law enforcement reported 4,943 aggravated assaults during 2000, a decrease of 51 (1.0%) from the 1999 figure of 4,994. In addition, there were 29,110 simple assaults in 2000. Nevada's ten-year average for aggravated assault offenses (1991-2000) was 6,034.

## **BURGLARY**

In 2000, burglary offenses decreased by 87 (0.5%) from the 1999 total of 17,613. The 17,526 burglaries in 2000 resulted in property loss totaling \$34,533,465. Burglaries represented 20.4% of all reported index offenses. Nevada's ten-year average for burglary offenses (1991-2000) was 18,846.

## **LARCENY**

The crime of larceny in Nevada for 2000 totaled 44,125, a 2.2% increase (958) from the 1999 figure of 43,167. Thefts from buildings represented 34.5% of all larceny crimes reported. Nevada's ten-year average for larceny-theft offenses (1991-2000) was 48,363.

## **MOTOR VEHICLE THEFT**

The number of motor vehicle thefts increased by 78 (0.6%) during 2000, from 13,094 in 1999 to 13,172. Nevada's ten year average for motor vehicles stolen (1991-2000) was 11,474.

## **ARSON**

Arson was added to the list of reportable index crimes in 1980. During 2000 there were 581 arsons reported in Nevada, compared to 624 in 1999. This (43) represents a decrease of 6.9%. Estimated property loss from these offenses totaled \$7,278,260.

## **STOLEN/RECOVERED PROPERTY**

During 2000 law enforcement agencies recorded \$141,572,731 worth of property stolen during the commission of index crimes. They were able to recover \$36,677,083 (25.9%).

## **CLEARANCE RATE**

Law enforcement agencies cleared 25.3% of all index crimes in Nevada in 2000 an increase of 0.8% over 1999. Nationally, 21.4% were cleared in 1999.

## **ARRESTS**

The total number of persons arrested, summoned or cited by enforcement in 2000, including juveniles and adults, was 148,520 or 0.06% over the 1999 total of 140,808. Drug arrests for adults were 9,878 and juveniles were 1,685 and includes the drug arrests made by the Nevada Highway Patrol. Drug arrests for adults and juveniles in 1999 were 9,901 and 1,755 respectively. Nevada's total arrest rate per 1,000 population in 2000 was 71.9 excluding the Nevada Highway Patrol.

## **OFFICER ASSAULTS**

Nevada law enforcement officers experienced 526 assaults in 2000, an increase of 47 (9.8%) from the 479 reported in 1999.

## **POLICE EMPLOYMENT DATA**

Statewide there were 4,810 full-time sworn law enforcement officers in Nevada in 2000. This represents a ratio of 2.32 officers per 1,000 population. Nationally the average ratio per 1,000 was 2.5 in 1999.



# Family Abduction

**MIGUEL  
ALCARAZ**



**DOB:** Aug-12-1986  
**Missing:** Nov-12-1994  
**Age Now:** 14 years  
**Sex:** M **Height:** 5'0" - 152 cm  
**Weight:** 100 lbs - 45 kg  
**Hair:** Brown  
**Eyes:** Brown  
**Missing From:**  
LAS VEGAS, NV USA

**HERLINDA  
ALCARAZ**



**DOB:** Jul-20-1990  
**Missing:** Nov-12-1994  
**Age Now:** 10 years  
**Sex:** F **Height:** 3'0" - 91 cm  
**Weight:** 50 lbs - 23 kg  
**Hair:** Brown  
**Eyes:** Brown  
**Missing From:**  
LAS VEGAS, NV USA

**EFREN  
ALCARAZ**



**Abductor**  
**DOB:** May-28-1962  
**Sex:** M  
**Hair:** Black  
**Eyes:** Brown  
**Height:** 5'5" - 165 cm  
**Weight:** 170 lbs - 77 kg

Miguel and Herlinda were abducted by their non-custodial father, Efren Vargus Alcaraz. A felony warrant for abduction was issued for Alcaraz on April 6, 1995. They may have traveled to Mexico. Miguel has a scar on his right eyebrow. Herlinda has a scar near her right eye. The abductor has an appendectomy scar on his left side and silver caps on many of his teeth.

**ANYONE HAVING INFORMATION SHOULD CONTACT  
THEIR LOCAL LAW ENFORCEMENT AGENCY  
OR THE FOLLOWING:**

Las Vegas Metro Police Department, Missing Persons Unit **1-702-229-2907**  
Nevada Missing Children Clearinghouse **1-702-486-3539** or  
**1-800-992-0900** (Nevada only)  
National Center for Missing & Exploited Children  
**1-800-843-5678 (1-800-THE-LOST)**



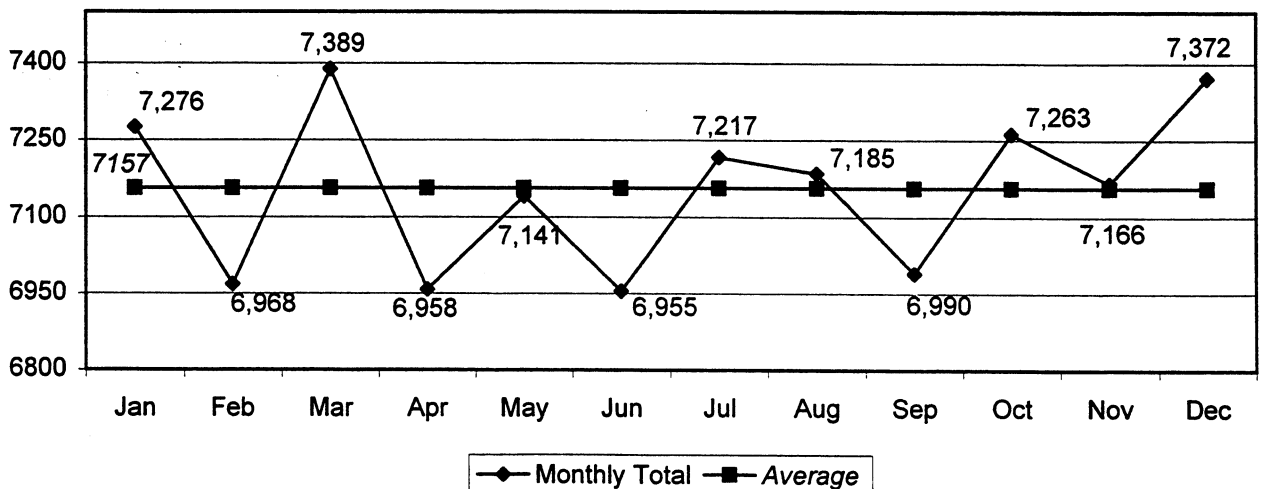
# 1998-2000 Nevada Index Crimes

The figures displayed here represent the latest three calendar-years of data collection and compilation under the state-run Nevada UCR Program. Thirty-eight agencies are currently reporting UCR data, covering 99% of the state's population.

Crime rates as they appear in this publication are per 1,000 population. No attempt is made to incorporate transient populations or other factors which contribute to the ratio and types of crime in given areas. Any effort to make comparisons of crime rates between areas should be tempered by these population and environmental variables.

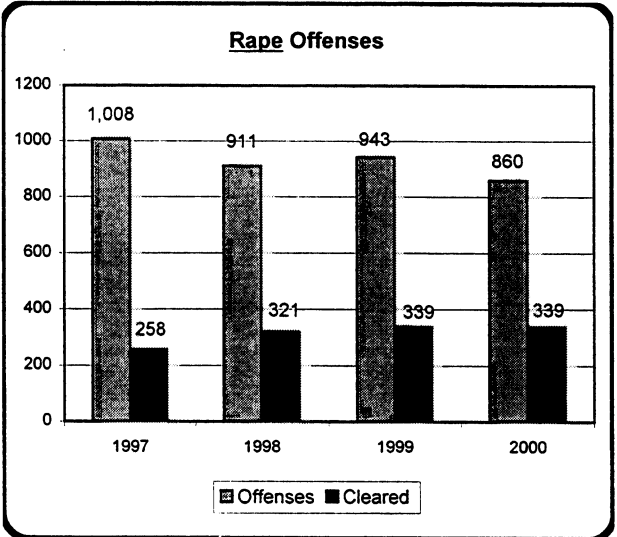
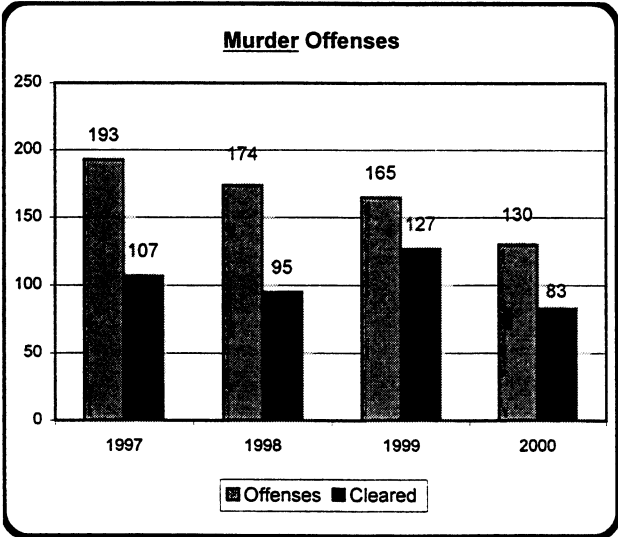
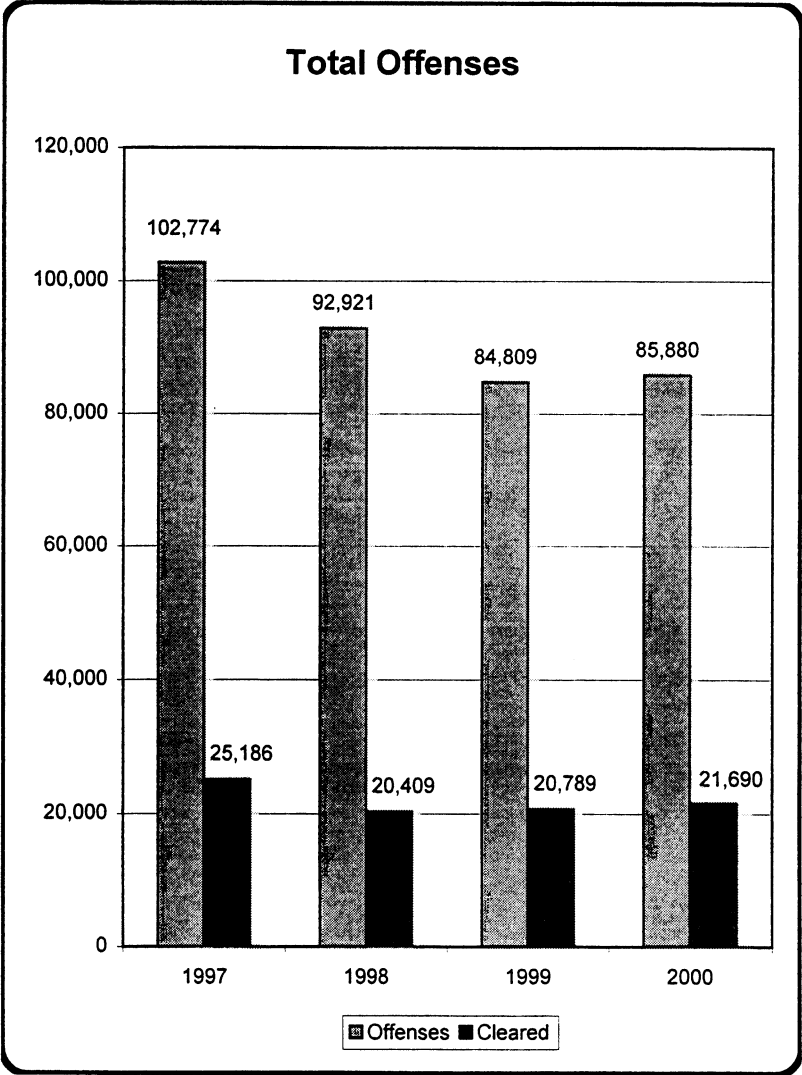
Offense	Number of Offenses			Percent of Total			Rate/1,000 Pop		
	1998	1999	2000	1998	1999	2000	1998	1999	2000
Murder	174	165	130	0.19	0.19	0.15	0.09	0.08	0.06
Rape	911	943	860	0.98	1.11	1.00	0.49	0.48	0.42
Robbery	4,453	4,209	4,543	4.79	4.96	5.29	2.40	2.14	2.20
Aggravated Assault	5,710	4,994	4,943	6.15	5.89	5.76	3.08	2.54	2.39
Burglary	19,873	17,613	17,526	21.39	20.77	20.41	10.71	8.95	8.48
Larceny	47,367	43,167	44,125	50.98	50.90	51.38	25.52	21.94	21.35
MV Theft	13,766	13,094	13,172	14.81	15.44	15.34	7.42	6.65	6.37
Arson	667	624	581	0.72	0.74	0.68	0.36	0.32	0.28
<b>Total</b>	<b>92,921</b>	<b>84,809</b>	<b>85,880</b>	<b>100.00</b>	<b>100.00</b>	<b>100.00</b>	<b>50.07</b>	<b>43.10</b>	<b>41.55</b>

**2000 Index Crimes by Month and Monthly Average**



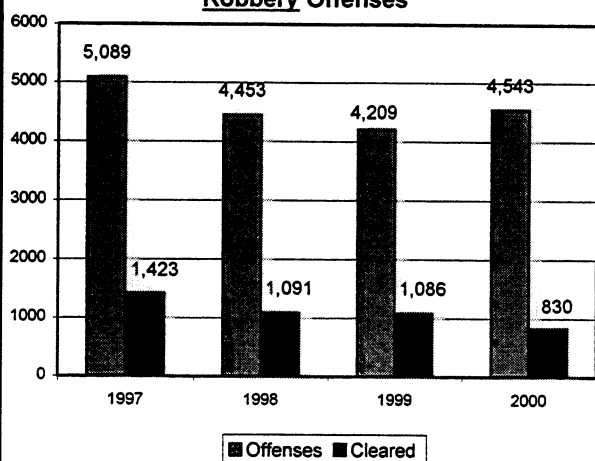


# Nevada Statewide Index Crimes, 1997 - 2000

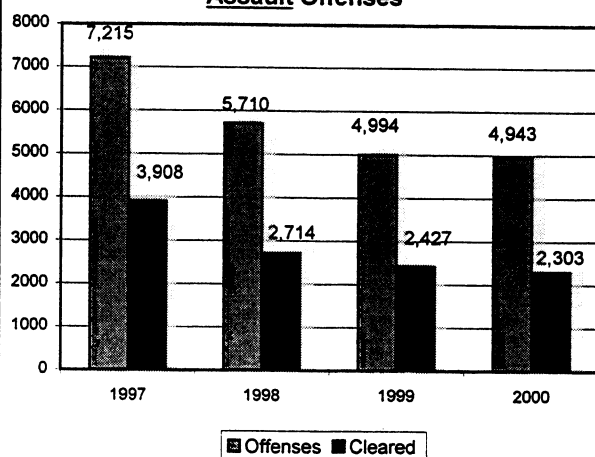


# Nevada Statewide Index Crimes, 1997 - 2000

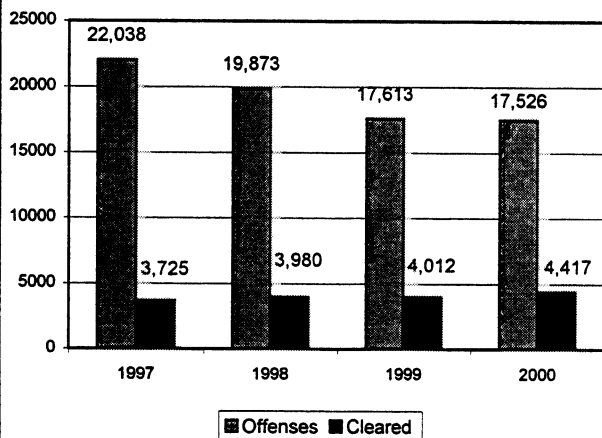
## Robbery Offenses



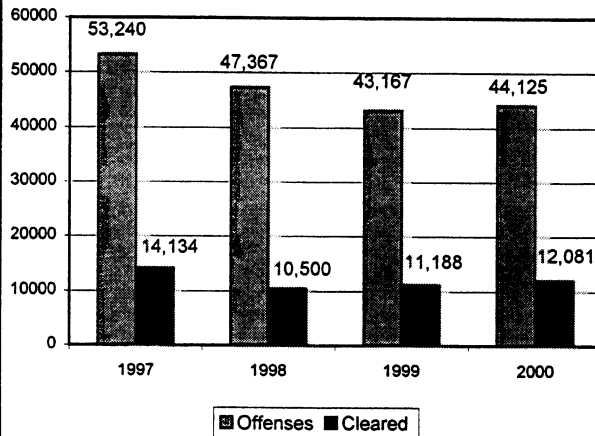
## Assault Offenses



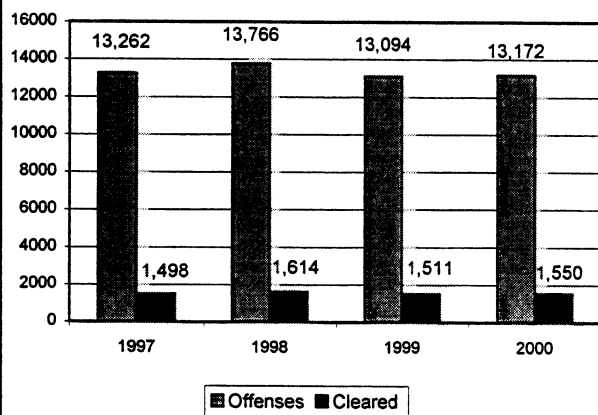
## Burglary Offenses



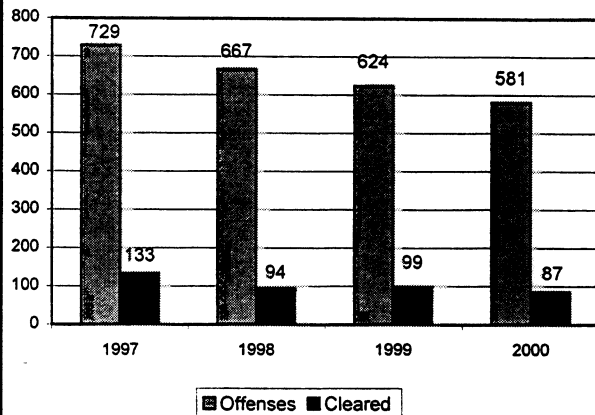
## Larceny Offenses



## MV Theft Offenses



## Arson Offenses



# Statewide Index Crimes/Clearances, Month to Month, 2000

	Murder	Rape	Robbery	Assault	Burglary	Larceny	MV Theft	Arson	Total
<b>January</b>									
# Offenses	13	57	386	357	1,611	3,694	1,126	32	7,276
# Clearances	5	34	91	168	329	1,009	136	4	1,776
<b>February</b>									
# Offenses	17	57	347	331	1,489	3,601	1,085	41	6,968
# Clearances	7	35	73	151	378	1,139	136	6	1,925
<b>March</b>									
# Offenses	8	76	343	381	1,480	3,935	1,127	39	7,389
# Clearances	6	29	67	165	356	1,155	116	4	1,898
<b>April</b>									
# Offenses	10	60	343	435	1,368	3,690	1,007	45	6,958
# Clearances	3	24	59	194	379	1,057	149	13	1,878
<b>May</b>									
# Offenses	8	89	334	414	1,536	3,635	1,062	63	7,141
# Clearances	14	19	63	193	390	987	142	10	1,818
<b>June</b>									
# Offenses	16	64	344	455	1,443	3,583	992	58	6,955
# Clearances	6	28	54	215	345	917	142	8	1,715
<b>July</b>									
# Offenses	9	90	352	440	1,526	3,630	1,106	64	7,217
# Clearances	7	37	55	204	378	936	147	12	1,776
<b>August</b>									
# Offenses	13	84	431	407	1,447	3,579	1,162	62	7,185
# Clearances	9	33	62	193	369	870	153	9	1,698
<b>September</b>									
# Offenses	6	83	399	454	1,433	3,450	1,119	46	6,990
# Clearances	4	28	87	196	364	895	123	3	1,700
<b>October</b>									
# Offenses	15	92	441	473	1,348	3,733	1,112	49	7,263
# Clearances	12	30	79	232	433	1,002	119	6	1,913
<b>November</b>									
# Offenses	5	49	413	384	1,425	3,680	1,168	42	7,166
# Clearances	5	30	78	188	358	1,047	96	7	1,809
<b>December</b>									
# Offenses	10	59	410	412	1,420	3,915	1,106	40	7,372
# Clearances	5	12	62	204	338	1,067	91	5	1,784
<b>Total</b>									
# Offenses	130	860	4,543	4,943	17,526	44,125	13,172	581	85,880
# Clearances	83	339	830	2,303	4,417	12,081	1,550	87	21,690
<b>Index Crime Rate per 1,000 Population</b>	0.06	0.42	2.20	2.39	8.48	21.35	6.37	0.28	41.55

# Total Index Crimes In Nevada, 1991-2000

	Murder	Rape	Robbery	Assault	Burglary	Larceny	MV Theft	Arson	Total Index Offenses	Rate/ 1,000 Pop.
1991	152	848	4,012	3,681	18,026	45,781	8,376	n/a	80,876	62.99
1992	145	833	4,397	3,872	17,108	46,714	9,255	n/a	82,324	62.04
1993	144	846	4,724	6,443	17,293	46,137	10,255	n/a	85,842	61.80
1994	172	994	5,118	8,235	19,503	51,289	11,011	664	96,986	69.34
1995	167	922	4,950	8,329	20,008	53,627	11,355	739	100,097	63.26
1996	225	856	4,932	6,922	19,471	52,184	11,192	717	96,499	57.16
1997	193	1,008	5,089	7,215	22,038	53,240	13,262	729	102,774	57.74
1998	174	911	4,453	5,710	19,873	47,367	13,766	667	92,921	50.07
1999	165	943	4,209	4,994	17,613	43,167	13,094	624	84,809	43.10
2000	130	860	4,543	4,943	17,526	44,125	13,172	581	85,880	41.55
<b>TOTAL</b>	<b>1,667</b>	<b>9,021</b>	<b>46,427</b>	<b>60,344</b>	<b>188,459</b>	<b>483,631</b>	<b>114,738</b>	<b>4,721</b>	<b>909,008</b>	<b>--</b>
<b>AVERAGE</b>	<b>167</b>	<b>902</b>	<b>4,643</b>	<b>6,034</b>	<b>18,846</b>	<b>48,363</b>	<b>11,474</b>	<b>472</b>	<b>90,901</b>	

# Total 2000 Index Crimes and Clearances by County and Month

	Jan		Feb		Mar		Apr		May		June		July		Aug		Sep		Oct		Nov		Dec		Total Index Crimes	Total Index Crimes Cleared
Carson	175	31	205	30	149	33	162	22	157	35	124	23	125	19	121	13	111	20	156	27	134	21	173	30	1,792	304
Churchill	64	23	51	24	45	15	55	7	59	11	70	19	68	22	71	26	36	15	42	19	49	10	58	16	668	207
Clark	5,344	1,285	5,123	1,418	5,432	1,384	5,108	1,390	5,146	1,277	5,008	1,238	5,282	1,258	5,188	1,199	5,100	1,222	5,227	1,371	5,280	1,313	5,345	1,260	62,583	15,615
Douglas	57	20	60	16	48	16	65	17	67	14	95	15	98	39	87	25	68	21	76	26	70	11	80	16	871	236
Elko	132	23	91	26	130	25	117	23	165	41	143	20	146	27	140	19	114	22	127	28	91	21	81	17	1,477	292
Esmeralda	0	0	1	1	0	0	1	1	3	2	1	1	0	0	0	0	0	0	1	1	0	0	0	0	7	6
Eureka	1	2	3	0	0	0	8	2	2	0	5	0	3	0	1	0	2	0	3	1	0	0	1	0	29	5
Humboldt	25	14	18	7	22	12	35	15	35	19	31	15	27	10	45	27	39	22	40	23	32	17	26	10	375	191
Lander	14	5	11	2	16	3	17	6	11	6	6	1	8	3	7	3	4	0	9	0	8	0	10	3	121	32
Lincoln	5	2	4	0	4	1	4	0	4	0	0	0	9	0	6	1	6	2	6	1	3	0	1	0	52	7
Lyon	67	21	51	13	62	18	77	19	73	18	88	30	86	25	70	19	84	24	67	19	54	12	69	4	848	222
Mineral	18	7	14	30	15	4	11	2	14	7	10	5	14	8	14	3	11	3	9	1	4	1	6	0	140	71
Nye	58	33	71	34	58	36	89	59	84	57	91	58	101	66	80	55	78	56	87	57	92	61	122	81	1,011	653
Pershing	11	6	11	9	13	5	6	1	15	4	13	7	6	3	13	6	26	7	17	10	14	8	12	6	157	72
Storey	2	1	5	0	2	3	6	4	11	9	8	7	9	7	14	10	4	1	11	11	13	7	8	4	93	64
Washoe	1,284	300	1,240	311	1,372	340	1,184	308	1,274	316	1,248	273	1,207	282	1,303	287	1,280	278	1,367	316	1,305	322	1,372	334	15,436	3,667
White Pine	19	3	9	4	21	3	13	2	21	2	14	3	28	7	25	5	27	7	18	2	17	5	8	3	220	46
2000 Total	7,276	1,776	6,968	1,925	7,389	1,898	6,958	1,878	7,141	1,818	6,955	1,715	7,217	1,776	7,185	1,698	6,990	1,700	7,263	1,913	7,166	1,809	7,372	1,784	85,880	21,690



# 2000 Annual Crimes/ Clearances Summary

County/Agency	Est. Pop	Murder	Rape	Robbery	Assault	Burglary	Larceny	MV Theft	Arson	Total Crimes	Crime Rate	Total Clear.	Clear. Percent								
Carson County																					
Carson SO	53,095	0	0	17	2	23	8	167	100	422	52	1,039	125	99	14	25	3	1,792	33.75	304	16.96%
County Total	53,095	0	0	17	2	23	8	167	100	422	52	1,039	125	99	14	25	3	1,792	33.75	304	16.96%
Churchill County																					
Churchill SO	17,861	1	0	28	5	0	0	33	29	50	9	121	37	10	7	4	2	247	13.83	89	36.03%
Fallon PD	8,386	0	0	1	1	6	3	10	6	38	5	344	95	22	8	0	0	421	50.20	118	28.03%
County Total	26,247	1	0	29	6	6	3	43	35	88	14	465	132	32	15	4	2	668	25.45	207	30.99%
Clark County																					
Boulder PD	15,519	0	0	4	1	2	1	21	18	96	32	135	35	23	18	6	2	287	18.49	107	37.28%
Clark Co. Schools PD*	257,170	0	0	0	0	18	8	35	24	493	66	876	130	54	4	82	16	1,558	6.06	248	15.92%
Henderson PD	198,691	8	3	105	33	193	37	159	83	1,367	204	2,949	618	806	66	30	8	5,617	28.27	1,052	18.73%
LV Metro PD	1,070,972	90	53	443	194	3,366	504	2,450	825	9,535	2,968	22,094	6,938	9,430	1,043	147	1	47,555	44.40	12,526	26.34%
LV Fire Dept*	482,874															98	16	98	0.20	16	16.33%
Mesquite PD	15,605	1	0	5	2	8	5	10	10	36	17	109	51	24	11	0	0	193	12.37	96	49.74%
North Las Vegas PD	124,936	10	6	39	20	402	82	746	352	1,200	122	3,188	887	1,279	77	55	4	6,919	55.38	1,550	22.40%
UNLV PD*	24,500	0	0	1	0	3	0	10	4	75	4	243	10	21	2	3	0	356	14.53	20	5.62%
County Total	1,425,723	109	62	597	250	3,992	637	3,431	1,316	12,802	3,413	29,594	8,669	11,637	1,221	421	47	62,583	43.90	15,615	24.95%
Douglas County																					
Douglas SO	43,101	1	1	0	0	8	4	61	48	172	43	568	105	61	35	0	0	871	20.21	236	27.10%
County Total	43,101	1	1	0	0	8	4	61	48	172	43	568	105	61	35	0	0	871	20.21	236	27.10%

\*Student enrollment figures.

# 2000 Annual Crimes/ Clearances Summary

County/Agency	Est. Pop	Murder	Rape	Robbery	Assault	Burglary	Larceny	MV Theft	Arson	Total Crimes	Crime Rate	Total Clear.	Clear. Percent								
Elko County																					
Elko SO	24,289	0	0	13	3	3	1	87	35	123	15	125	11	34	8	0	0	385	15.85	73	18.96%
Carlin PD	2,395	0	0	1	0	0	0	13	8	21	2	50	7	1	0	1	0	87	36.33	17	19.54%
Elko PD	18,642	0	0	10	4	11	8	24	14	119	21	544	74	33	6	4	1	745	39.96	128	17.18%
Wells PD	1,563	0	0	1	0	3	1	5	4	2	0	46	20	3	3	0	0	60	38.39	28	46.67%
West Wendover PD	3,867	0	0	1	0	2	1	14	10	26	6	142	23	13	5	2	1	200	51.72	46	23.00%
County Total	50,756	0	0	26	7	19	11	143	71	291	44	907	135	84	22	7	2	1,477	29.10	292	19.77%
Esmeralda County																					
Esmeralda SO	1,513	0	0	0	0	0	0	2	2	3	3	1	0	1	1	0	0	7	4.63	6	85.71%
County Total	1,513	0	0	0	0	0	0	2	2	3	3	1	0	1	1	0	0	7	4.63	6	85.71%
Eureka County																					
Eureka SO	1,847	0	0	1	0	0	0	9	3	12	1	7	1	0	0	0	0	29	15.70	5	17.24%
County Total	1,847	0	0	1	0	0	0	9	3	12	1	7	1	0	0	0	0	29	15.70	5	17.24%
Humboldt County																					
Humboldt SO	9,265	0	0	1	0	0	0	29	28	39	11	39	12	10	9	1	0	119	12.84	60	50.42%
Winnemucca PD	8,884	1	0	3	3	5	3	14	14	48	19	163	76	18	13	4	3	256	28.82	131	51.17%
County Total	18,149	1	0	4	3	5	3	43	42	87	30	202	88	28	22	5	3	375	20.66	191	50.93%
Lander County																					
Lander SO	6,822	0	0	1	0	2	1	33	15	36	5	39	6	10	5	0	0	121	17.74	32	26.45%
County Total	6,822	0	0	1	0	2	1	33	15	36	5	39	6	10	5	0	0	121	17.74	32	26.45%

\*Student enrollment figures.

# 2000 Annual Crimes/ Clearances Summary

County/Agency	Est. Pop	Murder	Rape	Robbery	Assault	Burglary	Larceny	MV Theft	Arson	Total Crimes	Crime Rate	Total Clear.	Clear. Percent								
Lincoln County																					
Lincoln SO	4,420	0	0	0	0	23	4	24	1	1	0	0	52	11.76	7	13.46%					
County Total	4,420	0	0	0	0	23	4	24	1	1	0	0	52	11.76	7	13.46%					
Lyon County																					
Lyon SO	34,183	3	2	5	1	4	0	79	74	184	24	481	64	36	12	4	3	796	23.29	180	22.61%
Yerington PD	3,210	0	0	0	1	0	0	6	7	16	7	27	24	3	3	0	0	52	16.20	42	80.77%
County Total	37,393	3	2	5	2	4	0	85	81	200	31	508	88	39	15	4	3	848	22.68	222	26.18%
Mineral County																					
Mineral SO	6,270	0	0	1	2	3	3	6	5	35	17	88	39	3	3	4	2	140	22.33	71	50.71%
County Total	6,270	0	0	1	2	3	3	6	5	35	17	88	39	3	3	4	2	140	22.33	71	50.71%
Nye County																					
Nye SO	35,924	1	1	0	0	6	6	100	100	383	228	482	291	29	21	10	6	1,011	28.14	653	64.59%
County Total	35,924	1	1	0	0	6	6	100	100	383	228	482	291	29	21	10	6	1,011	28.14	653	64.59%
Pershing County																					
Pershing SO	4,686	0	0	5	4	3	1	6	5	20	5	38	13	10	7	0	0	82	17.50	35	42.68%
Lovelock PD	2,772	0	0	1	1	0	0	15	8	17	10	40	17	2	1	0	0	75	27.06	37	49.33%
County Total	7,458	0	0	6	5	3	1	21	13	37	15	78	30	12	8	0	0	157	21.05	72	45.86%
Storey County																					
Storey SO	3,897	0	0	0	0	0	0	41	42	20	8	28	11	3	2	1	1	93	23.86	64	68.82%
County Total	3,897	0	0	0	0	0	0	41	42	20	8	28	11	3	2	1	1	93	23.86	64	68.82%

\*Student enrollment figures.

# 2000 Annual Crimes/ Clearances Summary

County/Agency	Est. Pop	Murder	Rape	Robbery	Assault	Burglary	Larceny	MV Theft	Arson	Total Crimes	Crime Rate	Total Clear.	Clear. Percent
<b>Washoe County</b>													
Washoe SO	84,328	2	3	31	9	24	9	144	89	373	74	869	183
Reno PD	182,818	10	12	104	26	381	115	402	176	1,736	229	6,563	1,567
Sparks PD	66,420	1	1	37	27	64	29	179	140	653	189	2,214	538
UNR PD*	15,000	0	0	0	0	2	0	12	10	54	2	145	9
Washoe Co Schl PD*	55,673	0	0	0	0	0	0	9	9	48	10	123	28
TNCC PD*	12,311	0	0	0	0	0	0	0	0	10	0	18	1
County Total	333,566	13	16	172	62	471	153	746	424	2,874	504	9,932	2,326
<b>White Pine County</b>													
White Pine SO	10,650	1	1	1	0	1	0	8	4	41	5	163	34
County Total	10,650	1	1	1	0	1	0	8	4	41	5	163	34
<b>Statewide Totals</b>													
Grand Total	2,066,831	130	83	860	339	4,543	830	4,943	2,303	17,526	4,417	44,125	12,081
										13,172	1,550	581	87
										85,880	41.55	21,690	25.26%

# Comparison of Crimes /Clearances

## 2000

### Nevada 1997-00 vs National (1997-99) Index Crime Rates

Per 1,000 Population

	Murder	Rape	Robbery	Assault	Burglary	Larceny	MV Theft	Arson	Total
<b>Nevada</b>									
1997	0.11	0.57	2.86	4.05	12.38	29.91	7.45	0.41	57.74
1998	0.09	0.49	2.40	3.08	10.71	25.52	7.42	0.36	50.07
1999	0.08	0.48	2.14	2.54	8.95	21.94	6.65	0.32	43.10
2000	0.06	0.42	2.20	2.39	8.48	21.35	6.37	0.28	41.55
<b>National</b>									
1997	0.07	0.36	1.86	3.82	9.20	28.87	5.06	0.44	49.68
1998	0.06	0.34	1.65	3.61	8.62	27.28	4.60	0.39	46.55
1999	0.06	0.33	1.50	3.36	7.70	25.51	4.20	0.37	42.67

### Nevada 1997-00 vs National (1997-99) Crime Clearance Rates

By Percent

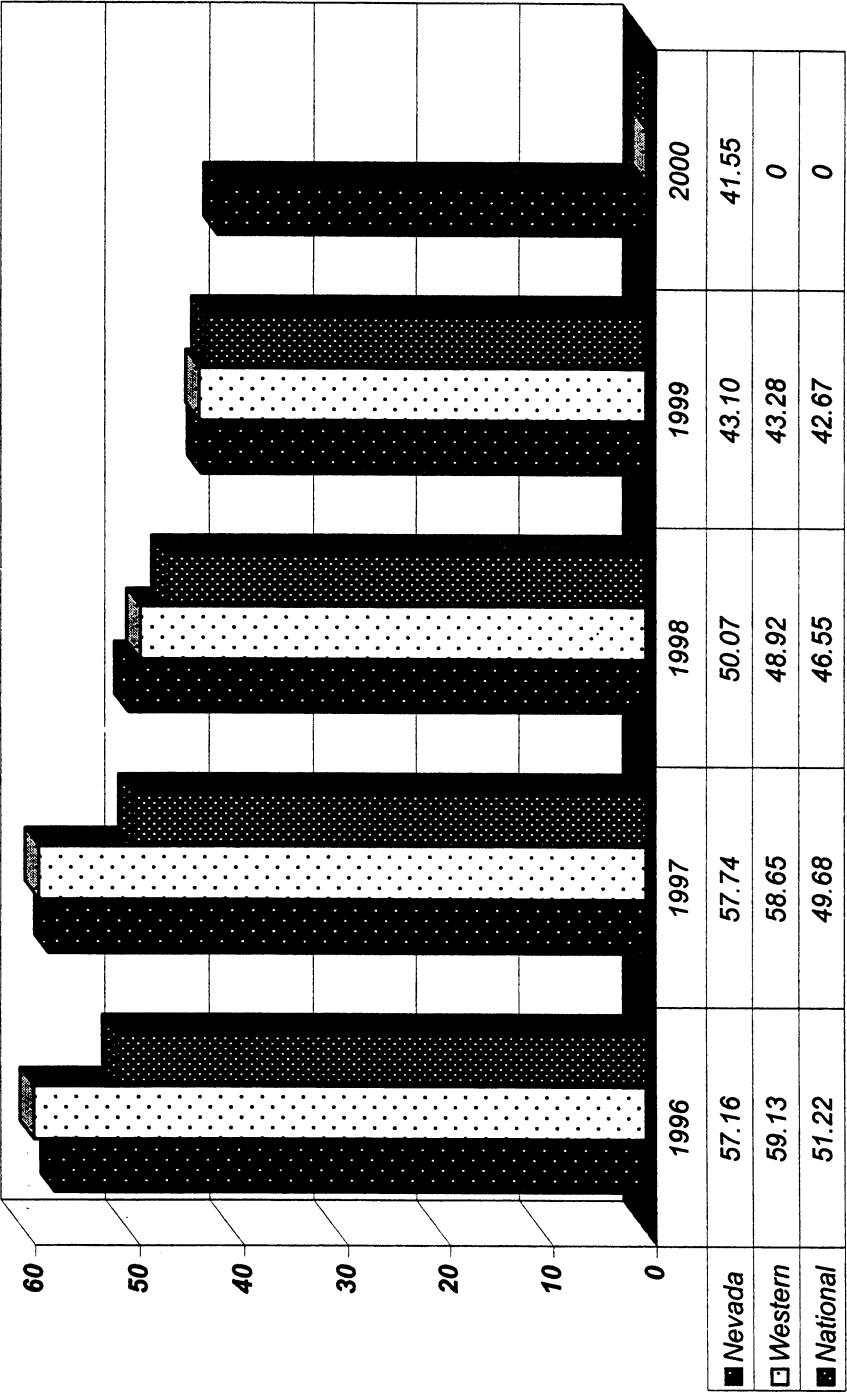
	Murder	Rape	Robbery	Assault	Burglary	Larceny	MV Theft	Arson	Total
<b>Nevada</b>									
1997	55.40	25.60	27.00	54.20	16.90	26.50	11.30	18.20	24.50
1998	54.60	35.20	24.50	47.50	20.00	22.20	11.70	14.10	22.00
1999	76.97	35.95	25.80	48.60	22.78	25.92	11.54	15.87	24.51
2000	63.85	39.42	18.27	46.59	25.20	27.38	11.77	14.97	25.26
<b>National</b>									
1997	66.10	50.80	26.30	58.50	13.80	19.80	14.00	17.50	21.60
1998	68.70	49.90	28.40	58.50	13.10	19.50	13.30	16.30	21.30
1999	69.10	49.50	28.50	59.20	13.70	19.10	14.90	17.20	21.40

# Comparison of Index Crime Rates per 1,000 population 1996-2000

	Murder	Rape	Robbery	Assault	Burglary	Larceny	MV Theft	Arson	Total
<b>1996</b>									
Nevada	0.13	0.51	2.92	4.10	11.53	30.91	6.63	0.42	57.16
Western	0.07	0.41	1.30	3.39	10.34	37.48	5.65	0.49	59.13
National	0.07	0.36	2.02	3.88	9.43	29.76	5.26	0.44	51.22
<b>1997</b>									
Nevada	0.11	0.57	2.86	4.05	12.38	29.91	7.45	0.41	57.74
Western	0.06	0.41	1.26	3.32	10.54	36.56	6.09	0.41	58.65
National	0.07	0.36	1.86	3.82	9.20	28.87	5.06	0.44	49.68
<b>1998</b>									
Nevada	0.09	0.49	2.40	3.08	10.71	25.52	7.42	0.36	50.07
Western	0.06	0.35	1.67	3.84	8.96	28.10	5.81	0.13	48.92
National	0.06	0.34	1.65	3.61	8.62	27.28	4.60	0.39	46.55
<b>1999</b>									
Nevada	0.08	0.48	2.14	2.54	8.95	21.94	6.65	0.32	43.10
Western	0.06	0.34	1.46	3.47	7.56	25.33	5.06	0.37	43.28
National	0.06	0.33	1.50	3.36	7.70	25.51	4.20	0.37	42.67
<b>2000</b>									
Nevada	0.06	0.42	2.20	2.39	8.48	21.35	6.37	0.28	41.55
Western	n/a	n/a	n/a	n/a	n/a	n/a	n/a	n/a	n/a
National	n/a	n/a	n/a	n/a	n/a	n/a	n/a	n/a	n/a

The Western States consist of: Arizona, Colorado, Idaho, Montana, Nevada, New Mexico, Utah and Wyoming.

# **Total Index Crime Rates** **Nevada, Western States, National**





# VIOLENT CRIMES

2000

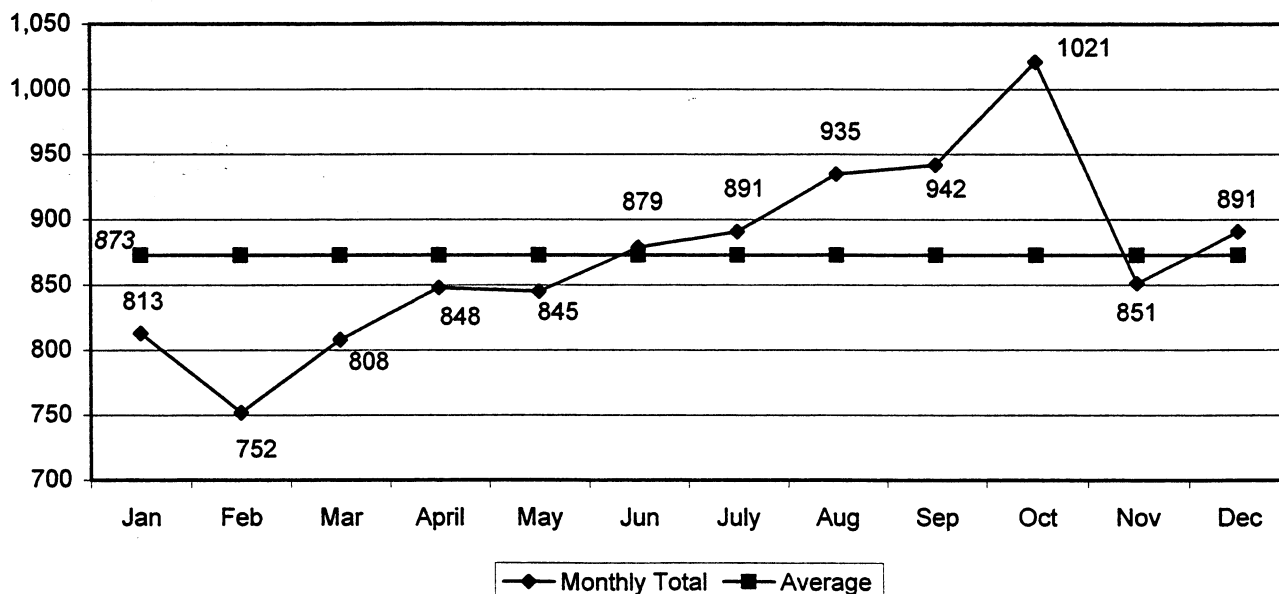
## Crime Clock - One Violent Crime Every 50 Minutes, 44 Seconds

Crimes of violence involve the element of personal confrontation between the perpetrator and victim and entail the threat or use of violence. By their very nature, violent crimes (murder, rape, robbery and aggravated assault) are considered more serious than property crimes. The total number indicates only the number of incidents reported to enforcement and does not reflect the number of criminals who committed them or the number of injuries inflicted.

The 2000 violent crime rate in Nevada was 5.06 offenses per 1,000 population. Violent crimes represented 12.2% of all reported index crimes. Enforcement cleared 3,555 violent crimes for a 33.9% clearance rate.

	1998	1999	Number Change	Percent Change	1999	2000	Number Change	Percent Change
Murder	174	165	-9	-5.2%	165	130	-35	-21.2%
Rape	911	943	32	3.5%	943	860	-83	-8.8%
Robbery	4,453	4,209	-244	-5.5%	4,209	4,543	334	7.9%
Agg. Assault	5,710	4,994	-716	-12.5%	4,994	4,943	-51	-1.0%
<b>Totals</b>	<b>11,248</b>	<b>10,311</b>	<b>-937</b>	<b>-8.3%</b>	<b>10,311</b>	<b>10,476</b>	<b>165</b>	<b>1.6%</b>

2000 Violent Crimes by Month & Monthly Average



# PROPERTY CRIMES

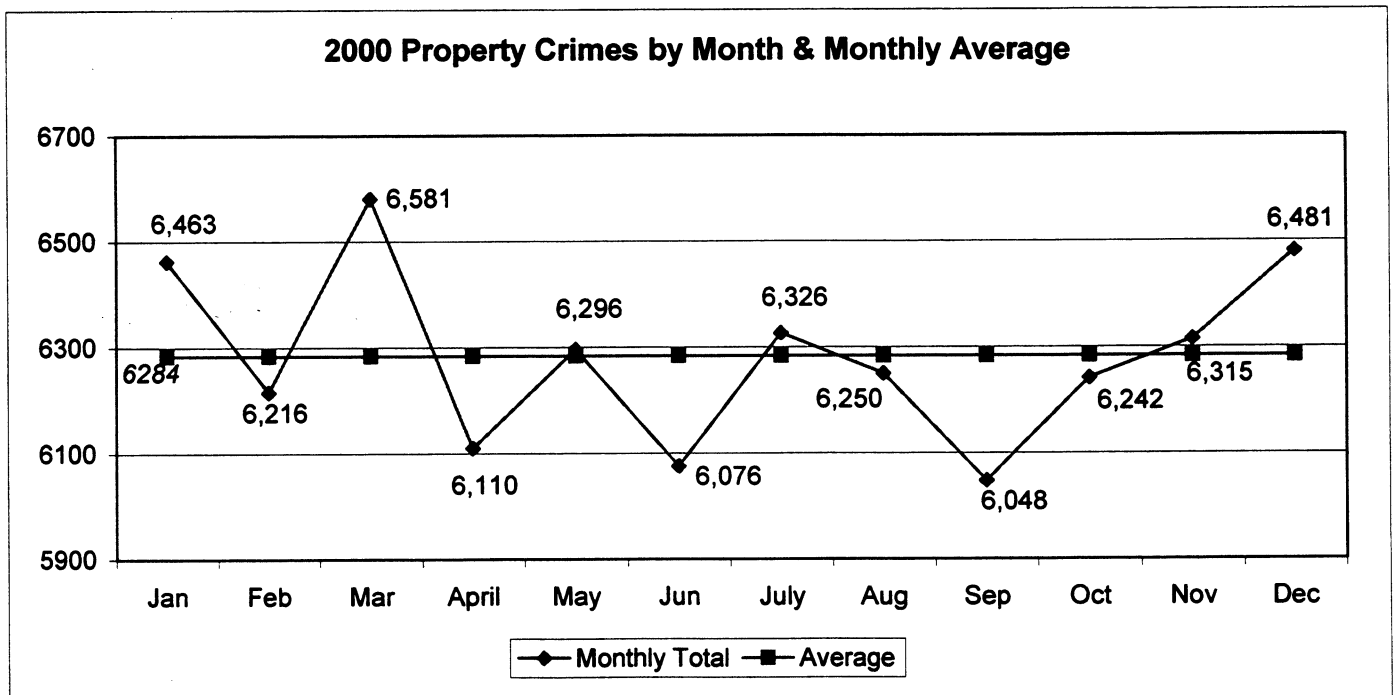
2000

## Crime Clock - One Property Crime Every 6 Minutes, 58 Seconds

Property crimes include burglary, larceny, motor vehicle theft and arson. These crimes do not involve the threat of violence, but entail property taken from one by another, or the destruction of property by arson. Because arson is the most recent addition to the crime index, to this point in time, the UCR Program has not fully reported it along with the other offenses. The reason for this is not all agencies participating in the UCR Program have consistently reported arson information, thus data reliability is still marginal.

There were 75,404 property crimes reported in 2000, representing 87.8% of total reported index crimes. Enforcement agencies cleared 18,135 (24.1%) of the property offenses. Nevada's property crime rate per 1,000 population in 2000 was 36.48.

	1998	1999	Number Change	Percent Change	1999	2000	Number Change	Percent Change
Burglary	19,873	17,613	-2,260	-11.4%	17,613	17,526	-87	-0.5%
Larceny	47,367	43,167	-4,200	-8.9%	43,167	44,125	958	2.2%
MV Theft	13,766	13,094	-672	-4.9%	13,094	13,172	78	0.6%
Arson	667	624	-43	-6.4%	624	581	-43	-6.9%
<b>Totals</b>	<b>81,673</b>	<b>74,498</b>	<b>-7,175</b>	<b>-8.8%</b>	<b>74,498</b>	<b>75,404</b>	<b>906</b>	<b>1.2%</b>





# Family Abduction

## PATTY CLAYWELL



**DOB:** Sep-07-1987

**Missing:** Feb-03-1998

**Age Now:** 13 years

**Sex:** F

**Hair:** Brown

**Eyes:** Brown

**Height:** 4'10" - 147 cm

**Weight:** 90 lbs - 41 kg

**Missing From:** LAS VEGAS, NV USA

Patty's mother abducted her and may have headed to Colorado or Mexico.

ANYONE HAVING INFORMATION SHOULD CONTACT  
THEIR LOCAL LAW ENFORCEMENT AGENCY  
OR THE FOLLOWING:

Las Vegas Metro Police Department, Missing Persons Unit **1-702-229-2907**

Nevada Missing Children Clearinghouse **1-702-486-3539 or**

**1-800-992-0900** (Nevada Only)

National Center for Missing & Exploited Children

**1-800-843-5678 (1-800-THE LOST)**



# MURDER AND NON-NEGLIGENT MANSLAUGHTER

2000

## Crime Clock - One Murder Every 2 Days, 19 Hours

Murder and non-negligent manslaughter are described by UCR as the willful (non-negligent) killing of one human being by another, or, if the death is the result of the commission of another criminal act.

Murder--NRS 200.010: "Murder is the unlawful killing of a human being with malice aforethought, either express or implied, or caused by a controlled substance which was sold, given, traded or otherwise made available to a person in violation of Chapter 453 of NRS."

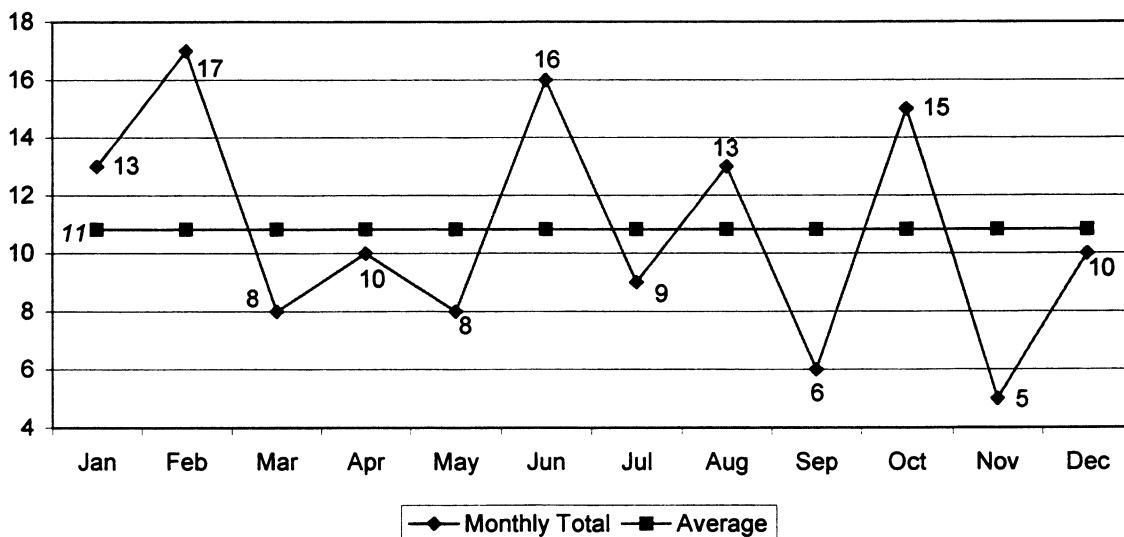
Manslaughter--NRS 200.040: (1) "Manslaughter: (a) Is the unlawful killing of a human being, without malice express or implied, and without any mixture of deliberation...(2) Manslaughter must be voluntary, upon a sudden heat of passion, caused by provocation apparently sufficient to make the passion irresistible; or, involuntary, in the commission of an unlawful act..."

Included in this publication's count for this offense classification are deaths caused by negligence. Although manslaughter by negligence is recorded on the "offense known to police" form along with murder, it is not considered by the UCR Program to be an index offense. Attempts to murder or assaults to murder are scored as aggravated assaults and not murder.

### Trends

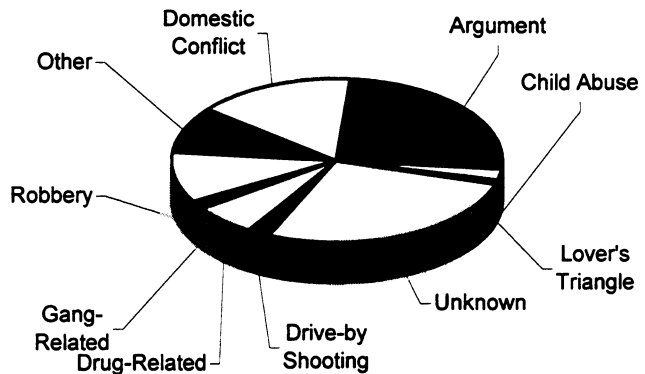
	Number Reported	% Change from Previous Year	Rate/1,000
1996	225	34.7%	0.13
1997	193	-14.2%	0.11
1998	174	-9.8%	0.09
1999	165	-5.2%	0.08
2000	130	-21.2%	0.06

2000 Murder Offenses by Month & Monthly Average



## Murder Distribution by Circumstances and Relationship

Circumstances*	Number	% of Total
Robbery	13	10%
Other	12	9%
Domestic Conflict	20	15%
Argument	33	25%
Child Abuse	3	2%
Lover's Triangle	1	1%
Unknown	35	27%
Drive-by Shooting	3	2%
Drug-Related	8	6%
Gang-Related	2	2%
<b>Total</b>	<b>130</b>	<b>100%</b>



\*Due to the unlimited set of possible circumstances surrounding homicides, it is difficult to provide clear-cut or precise statistical categories for all. To achieve uniformity, the number of circumstance categories has been kept to a minimum. Caution is suggested in drawing generalizations from the data without more deliberate analysis. This table makes no attempt to analyze the motives of offenders, but rather to display general circumstances surrounding events. Also note that it is possible to have more than one victim/murder for each circumstance.

\*\*The number of relationships may not agree with the number of victims due to instances of multiple offenders or victims.

Relationship - Victim to Offender**	Number						% of Total				
	1996	1997	1998	1999	2000		1996	1997	1998	1999	2000
Wife	5	7	6	8	4		2.1%	3.4%	3.3%	4.8%	3.1%
Husband	3	5	1	2	0		1.3%	2.4%	0.5%	1.2%	0.0%
Son	8	8	3	3	2		3.4%	3.8%	1.6%	1.8%	1.5%
Daughter	4	3	3	6	3		1.7%	1.4%	1.6%	3.6%	2.3%
Other Family Member	13	4	10	9	6		5.5%	1.9%	5.4%	5.4%	4.6%
<b>Total Family</b>	<b>33</b>	<b>27</b>	<b>23</b>	<b>28</b>	<b>15</b>		<b>13.9%</b>	<b>13.0%</b>	<b>12.5%</b>	<b>16.9%</b>	<b>11.5%</b>
Dating Relationship	9	6	6	13	7		3.8%	2.9%	3.3%	7.8%	5.4%
Former Spouse	0	0	0	2	2		0.0%	0.0%	0.0%	1.2%	1.5%
Former Cohabitant	0	0	0	2	1		0.0%	0.0%	0.0%	1.2%	0.8%
Friend	6	2	1	8	10		2.5%	1.0%	0.5%	4.8%	7.7%
Acquaintance	52	63	56	34	29		21.8%	30.3%	30.4%	20.5%	22.3%
Stranger	24	25	26	31	21		10.1%	12.0%	14.1%	18.7%	16.2%
Unknown	114	85	72	48	45		47.9%	40.9%	39.1%	28.9%	34.6%
<b>Total Other</b>	<b>205</b>	<b>181</b>	<b>161</b>	<b>138</b>	<b>115</b>		<b>86.1%</b>	<b>87.0%</b>	<b>87.5%</b>	<b>83.1%</b>	<b>88.5%</b>
<b>Total</b>	<b>238</b>	<b>208</b>	<b>184</b>	<b>166</b>	<b>130</b>		<b>100%</b>	<b>100%</b>	<b>100%</b>	<b>100%</b>	<b>100%</b>

## Murder Distribution by Age, Sex and Weapon, 1996 - 2000

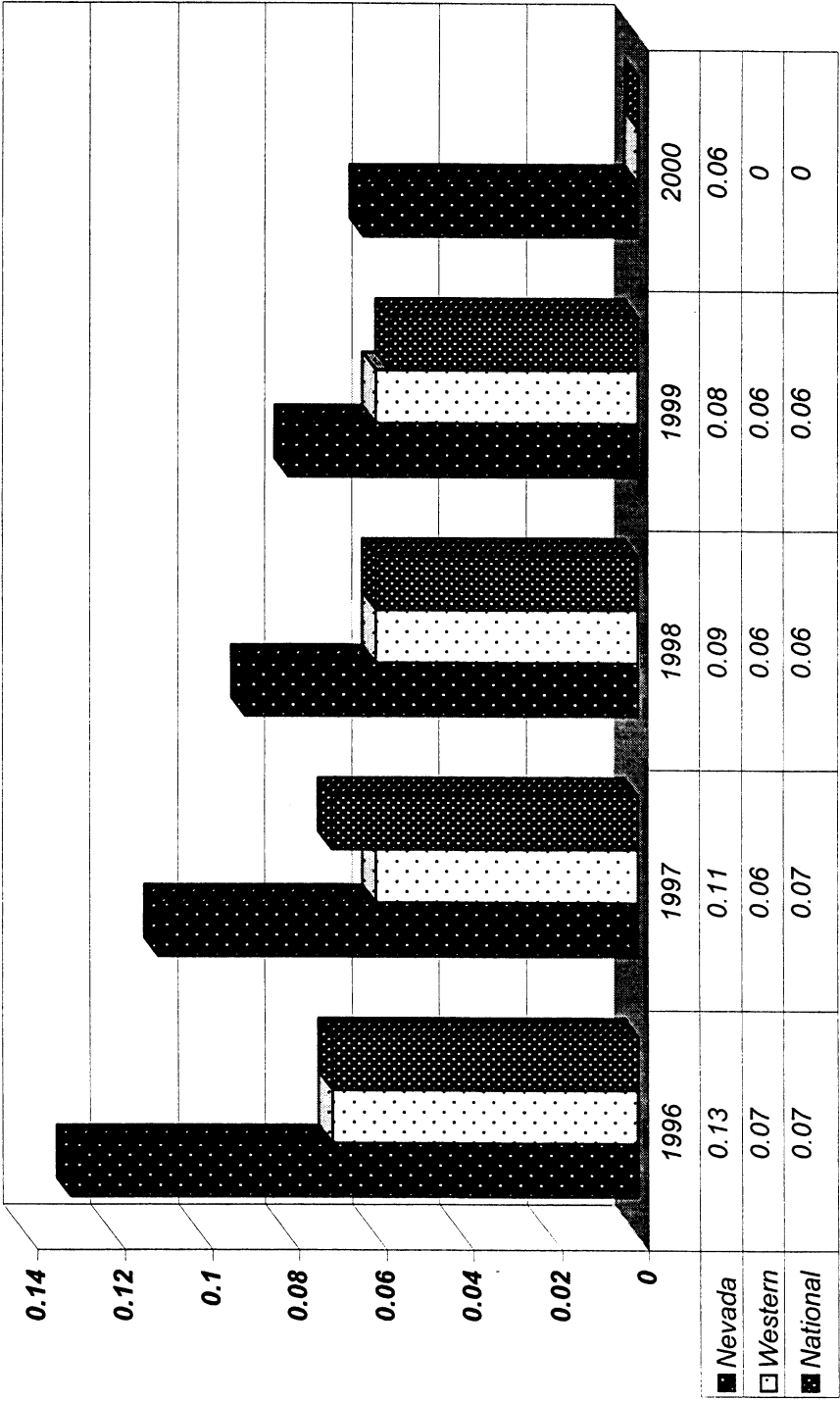
Victims	Male						Female					Cumulative Total
	1996	1997	1998	1999	2000		1996	1997	1998	1999	2000	
00 - 14	13	9	4	4	2		8	6	8	7	4	65
15 - 24	45	37	46	32	28		7	14	5	7	6	227
25 - 34	52	34	32	25	35		8	8	12	7	6	219
35 - 44	30	23	30	21	17		7	9	8	11	2	158
45 - 54	15	17	6	19	12		6	6	4	3	4	92
55 - 64	7	13	4	12	5		6	2	0	4	3	56
65+	6	5	3	5	5		2	7	7	8	0	48
Unknown	6	1	3	1	1		7	2	2	0	0	23
<b>Total</b>	<b>174</b>	<b>139</b>	<b>128</b>	<b>119</b>	<b>105</b>		<b>51</b>	<b>54</b>	<b>46</b>	<b>47</b>	<b>25</b>	<b>888</b>

Offenders	Male						Female					Cumulative Total
	1996	1997	1998	1999	2000		1996	1997	1998	1999	2000	
00 - 14	0	1	2	2	0		0	0	0	0	0	5
15 - 24	61	30	58	43	37		8	7	8	7	2	261
25 - 34	33	34	23	22	15		5	8	6	4	3	153
35 - 44	18	16	23	14	13		4	1	3	4	2	98
45 - 54	7	13	11	10	8		4	0	1	4	1	59
55 - 64	4	1	3	9	5		0	0	0	0	0	22
65+	1	2	3	4	3		0	0	0	0	0	13
Unknown*	--	--	--	--	--		--	--	--	--	--	339
<b>Total*</b>	<b>124</b>	<b>97</b>	<b>123</b>	<b>104</b>	<b>81</b>		<b>21</b>	<b>16</b>	<b>18</b>	<b>19</b>	<b>8</b>	<b>950</b>

\*Because it is unknown if the offenders were male or female, a total of unknown offenders is compiled for the 5 years.

Weapon	Number						% of Total				
	1996	1997	1998	1999	2000		1996	1997	1998	1999	2000
Handgun	117	108	101	80	73		51.1%	55.7%	58.0%	48.5%	55.3%
Long-gun	0	0	0	7	11		0.0%	0.0%	0.0%	4.2%	8.3%
Firearm, Unknown	23	15	20	16	6		10.0%	7.7%	11.5%	9.7%	4.5%
Knife, Cutting Device	38	22	13	17	17		16.6%	11.3%	7.5%	10.3%	12.9%
Hands, Fists, Feet	12	17	11	15	14		5.2%	8.8%	6.3%	9.1%	10.6%
Blunt Inst.	11	16	7	18	5		4.8%	8.2%	4.0%	10.9%	3.8%
Fire/Smoke Inhalation	1	0	2	0	2		0.4%	0.0%	1.1%	0.0%	1.5%
Asphyxiation/ Gas	5	0	6	1	0		2.2%	0.0%	3.4%	0.6%	0.0%
Unknown	15	8	10	4	1		6.6%	4.1%	5.7%	2.4%	0.8%
Other	7	8	4	7	3		3.1%	4.1%	2.3%	4.2%	2.3%
<b>Total</b>	<b>229</b>	<b>194</b>	<b>174</b>	<b>165</b>	<b>132</b>		<b>100%</b>	<b>100%</b>	<b>100%</b>	<b>100%</b>	<b>100%</b>

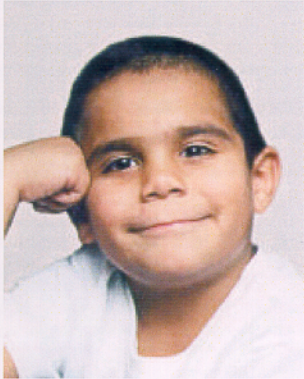
# **Murder Rates** **Nevada, Western States, National**





# Family Abduction

**RUDY  
DELGADILLO**



**DOB:** Dec-29-1993  
**Missing:** Oct-22-1999  
**Age Now:** 7 years  
**Sex:** M **Height:** 4'0"  
**Weight:** 90 lbs - 41 kg  
**Hair:** Black  
**Eyes:** Brown  
**Missing From:**  
LAS VEGAS, NV USA

**VANESSA  
DELGADILLO**



**DOB:** Mar-21-1992  
**Missing:** Oct-22-1999  
**Age Now:** 9 years  
**Sex:** F **Height:** 4'5"  
**Weight:** 110 lbs - 50 kg  
**Hair:** Black  
**Eyes:** Brown  
**Missing From:**  
LAS VEGAS, NV USA

**VERONICA  
DELGADILLO**



**DOB:** Dec-18-1990  
**Missing:** Oct-22-1999  
**Age Now:** 10 years  
**Sex:** F **Height:** 4'10"  
**Weight:** 110 lbs - 50 kg  
**Hair:** Black  
**Eyes:** Brown  
**Missing From:**  
LAS VEGAS, NV USA

**ENRIQUE  
DELGADILLO**



**Abductor**

**DOB:** Jul-21-1969  
**Sex:** M  
**Hair:** Black  
**Eyes:** Brown  
**Height:** 5'9"  
**Weight:** 325 lbs - 147 kg

The children were abducted by their non-custodial father, Enrique Lomeli Delgadillo. Felony warrants were issued for the abductor on February 9, 2000. The abductor and children may have traveled to California or Mexico in a brown 1979 Chevrolet Van with Nevada license plate 092KAA. Rudy has a small scar on his face. Vanessa has a birthmark on her abdomen and a gap between her teeth. The abductor may use the alias first name Rudy and he has a birthmark on his abdomen.

**ANYONE HAVING INFORMATION SHOULD CONTACT  
THEIR LOCAL LAW ENFORCEMENT AGENCY  
OR THE FOLLOWING:**

Las Vegas Metro Police Department, Missing Persons Unit **1-702-229-2907**

Nevada Missing Children Clearinghouse **1-702-486-3539** or

**1-800-992-0900** (Nevada only)

National Center for Missing & Exploited Children

**1-800-843-5678 (1-800-THE-LOST)**



# FORCIBLE RAPE

2000

## Crime Clock - One Rape Every 10 Hours, 11 Minutes

Forcible rape, as defined in the UCR Program, is the carnal knowledge of a female forcibly and against her will. Assaults or attempts to commit rape by force or threat of force are also included. Statutory rape (without force) and other sex offenses are excluded.

Sexual Assault--NRS 200.366: (1) "A person who subjects another person to sexual penetration, or who forces another person to make a sexual penetration on himself or another, or on a beast, against the victim's will or under conditions in which the perpetrator knows or should know that the victim is mentally or physically incapable of resisting or understanding the nature of his conduct, is guilty of sexual assault."

Forcible rape differs from other violent crimes in that the victim, in many cases, is reluctant to report the offense to police. The investigation by police, medical examination, court procedure, embarrassment and fear of accompanying stigma all have a deterrent effect on the victim's willingness to make the offense known to police.

Most rapes in Nevada in 2000 occurred during the months of July through October, accounting for 349 (40.6%) of the yearly total of 860. October had the highest monthly total at 92 (10.7%).

In 2000, Nevada's rate per 1,000 population was .42. In comparison, the 1999 national rate was .48. Nevada has experienced significantly higher rates than the nation as a whole for several years, however, it has dropped substantially since 1996 when it was .51.

Law enforcement was able to clear 39.4% of forcible rapes in 2000.

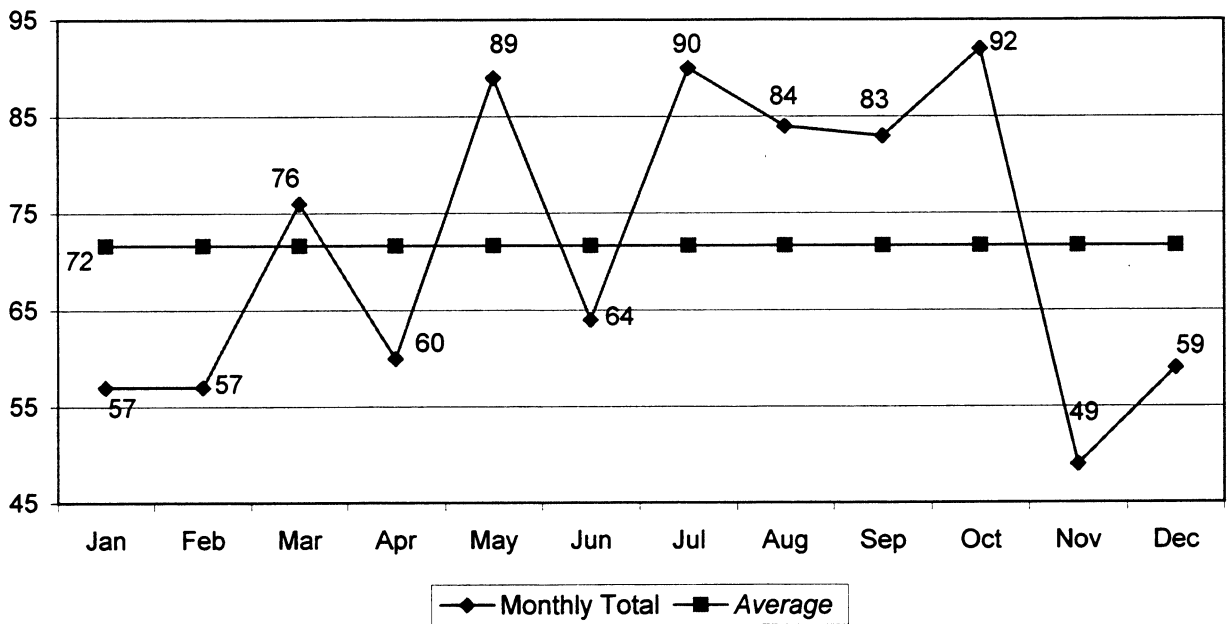
### Trends

	Number Reported	% Change from Previous Year	Rate/1,000
1996	856	-7.20%	0.51
1997	1,008	17.80%	0.57
1998	911	-9.60%	0.49
1999	943	3.51%	0.48
2000	860	-8.80%	0.42

### Forcible and Attempted Rapes

	Forcible	Attempted	Total
1996	693	163	856
1997	848	160	1,008
1998	788	123	911
1999	779	164	943
2000	701	159	860

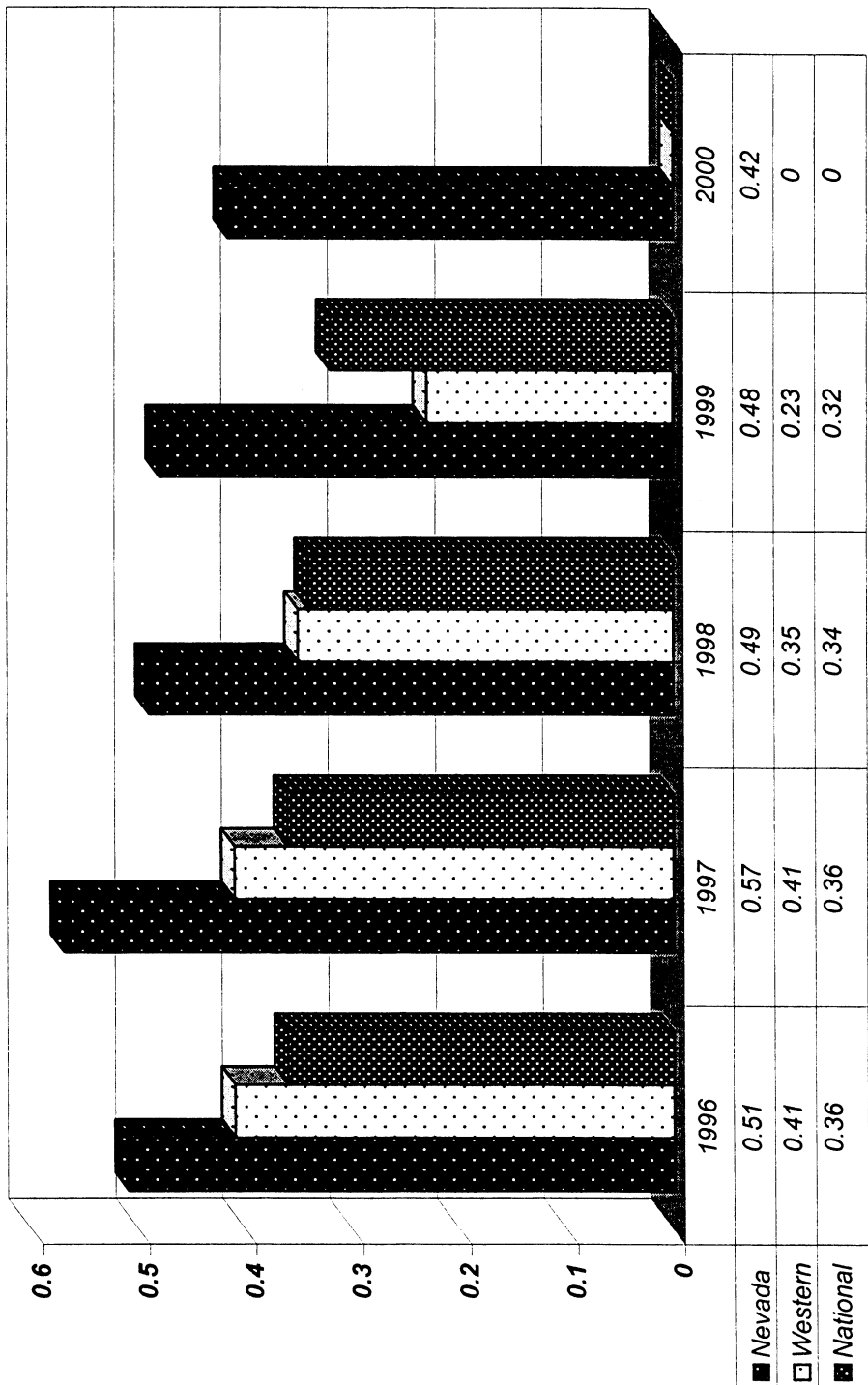
### 2000 Rape Offenses by Month & Monthly Average



### Profile of Persons Arrested

AGE	1996	1997	1998	1999	2000	5-year Total
17 and Under	37	37	40	30	42	186
18-24	44	42	46	52	67	251
25-29	41	46	42	43	33	205
30-34	70	50	46	28	34	228
35-39	37	42	43	30	36	188
40 and Over	58	76	76	47	88	345
<b>Total</b>	<b>287</b>	<b>293</b>	<b>293</b>	<b>230</b>	<b>300</b>	<b>1,403</b>
Male	285	291	292	229	297	1,394
Female	2	2	1	1	3	9

Rape Rates Nevada, Western States, National



# Endangered Runaway

## JULIUS DILIMONE



**DOB:** Jul-05-1980

**Missing:** Aug-04-1996

**Age Now:** 20 years

**Sex:** M

**Hair:** Lt. Brown

**Eyes:** Blue

**Height:** 5'7" - 170 cm

**Weight:** 145 lbs - 66 kg

**Missing From:** HENDERSON, NV USA

Julius may be in the company of an adult relative. He has a scar on his forehead. He may be using the last name Riglioni.

**ANYONE HAVING INFORMATION SHOULD CONTACT  
THEIR LOCAL LAW ENFORCEMENT AGENCY  
OR THE FOLLOWING:**

Henderson Police Department, Missing Persons Unit **1-702-565-8933**

Nevada Missing Children Clearinghouse **1-702-486-3539** or

**1-800-992-0900** (Nevada only)

National Center for Missing & Exploited Children

**1-800-843-5678 (1-800-THE-LOST)**

# ROBBERY

2000

## Crime Clock - One Robbery Every 1 Hour, 56 Minutes

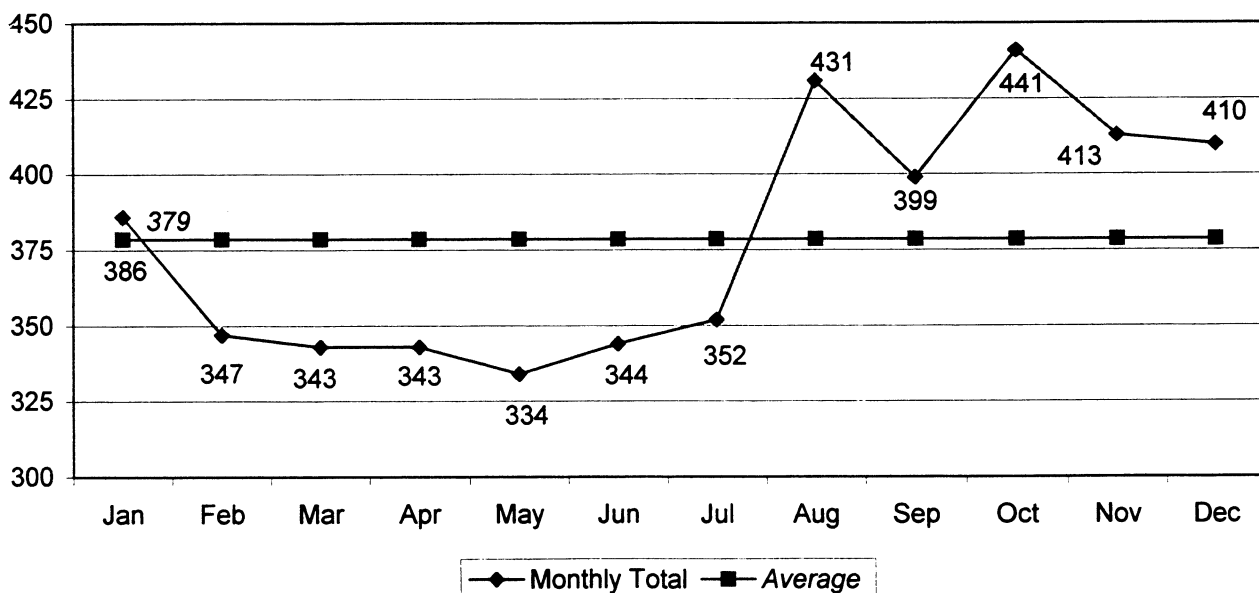
Robbery is defined by UCR as "the felonious and forcible taking of the property of another against his will by violence or by putting him in fear." All attempts to rob are included in the UCR report.

Robbery--NRS 200.380: "Robbery is the unlawful taking of personal property from the person of another, or in the presence, against his will, by means of force or violence or fear of injury, immediate or future, to his person or property, or the person or property of a member of his family, or of anyone in his company at the time of the robbery. A taking is by means of force or fear if used to: (a) Obtain or retain possession of the property; (b) Prevent or overcome resistance to the taking; or (c) Facilitate escape. The degree of force used is immaterial if it is used to compel acquiescence to the taking of or escaping with the property. A taking constitutes robbery whenever it appears that, although the taking was fully completed without the knowledge of the person from whom taken, such knowledge was prevented by the use of force or fear."

### Trends

	Number Reported	% Change from Previous Year	Rate/1,000
1996	4,932	-0.40%	2.92
1997	5,089	3.20%	2.86
1998	4,453	-12.50%	2.40
1999	4,209	-5.48%	2.14
2000	4,543	7.94%	2.20

2000 Robbery Offenses by Month & Monthly Average



# Robbery

## Weapon Types, Persons Arrested, Offenses by Location

### Weapon Types Used

TYPE	1996	1997	1998	1999	2000	5-year Total
Firearm	2,015	2,175	1,646	1,631	1,837	9,304
Knife	470	465	459	370	427	2,191
Other Weapon	421	388	449	331	358	1,947
Strong Arm	2,026	2,061	1,899	1,877	1,921	9,784
<b>Total</b>	<b>4,932</b>	<b>5,089</b>	<b>4,453</b>	<b>4,209</b>	<b>4,543</b>	<b>23,226</b>

### Profile of Persons Arrested

AGE	1996	1997	1998	1999	2000	5-year Total
17 and Under	322	360	301	258	220	1,461
18-24	419	402	420	324	396	1,961
25-29	184	180	185	156	161	866
30-34	187	205	184	153	151	880
35-39	139	172	178	120	129	738
40 and Over	137	162	153	132	136	720
<b>Total</b>	<b>1,388</b>	<b>1,481</b>	<b>1,421</b>	<b>1,143</b>	<b>1,193</b>	<b>6,626</b>
Male	1,257	1,320	1,264	1,022	1,070	5,933
Female	131	161	157	121	123	693

### Classification by Location and Number of Offenses

LOCATION	1996	1997	1998	1999	2000	5-year Total
Highway, Street, Alley, etc.	1,941	1,924	1,104	910	1,379	7,258
Commercial House	589	702	410	389	1,301	3,391
Gas/Service Station	55	69	60	42	64	290
Convenience Store	611	676	461	403	486	2,637
Residence	620	605	563	324	742	2,854
Bank/Lending Inst.	195	130	122	134	202	783
Miscellaneous	921	983	1,733	2,007	369	6,013
<b>Total</b>	<b>4,932</b>	<b>5,089</b>	<b>4,453</b>	<b>4,209</b>	<b>4,543</b>	<b>23,226</b>



## Robbery

### Value of Property Stolen in Nevada

---

#### Classification by Location and Value of Property Stolen

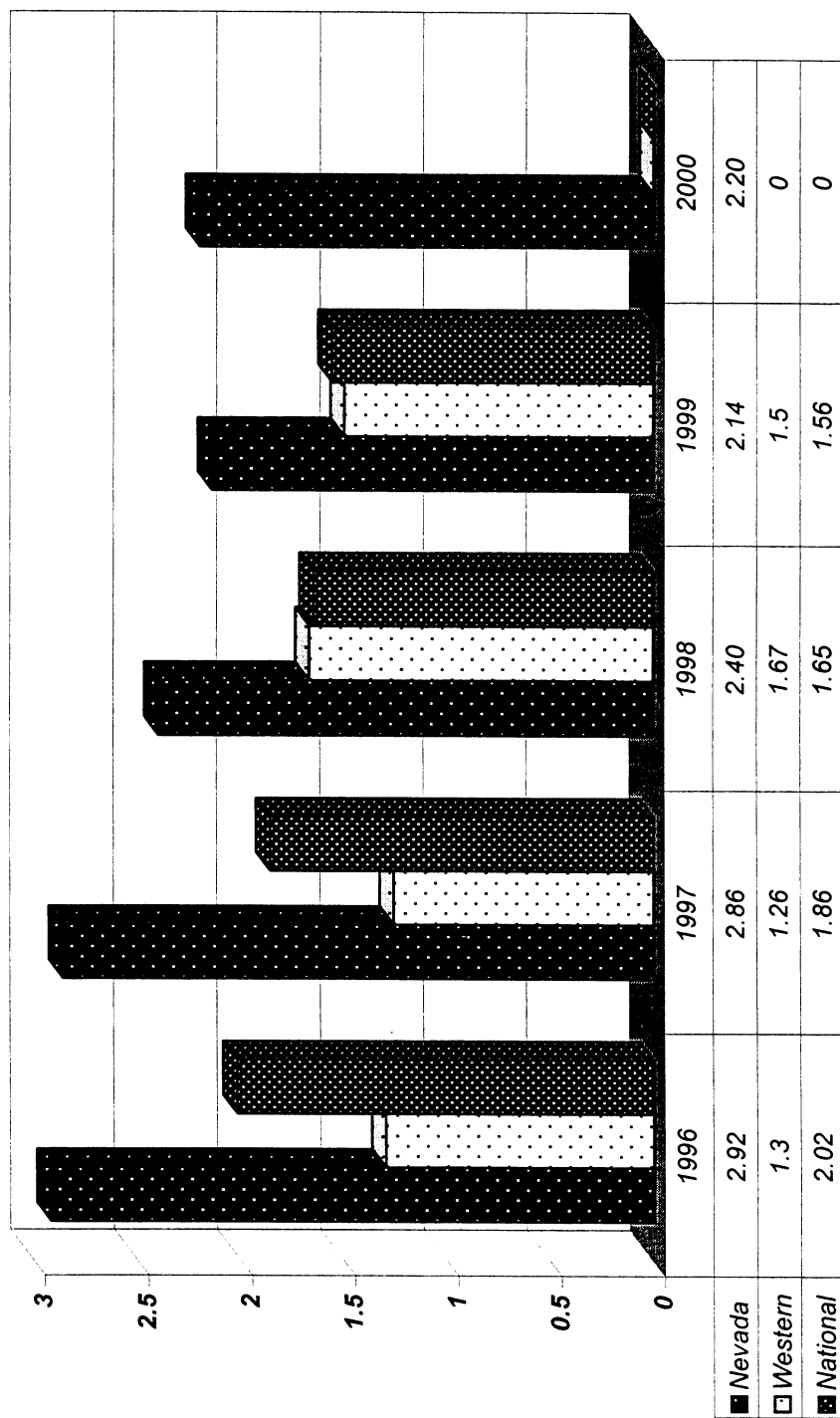
LOCATION	1996	1997	1998	1999	2000	5-year Total
Highway, Street, Alley, etc.	\$938,210	\$3,554,200	\$749,717	\$573,311	\$826,390	\$6,641,828
Commercial House	\$478,229	\$1,412,136	\$550,498	\$1,220,608	\$2,315,489	\$5,976,960
Gas/Service Station	\$16,054	\$42,633	\$48,520	\$28,788	\$34,374	\$170,369
Convenience Store	\$222,193	\$315,776	\$89,271	\$128,615	\$350,682	\$1,106,537
Residence	\$894,622	\$790,521	\$529,685	\$760,019	\$793,638	\$3,768,485
Bank/Lending Inst.	\$496,467	\$331,868	\$471,786	\$531,843	\$818,862	\$2,650,826
Miscellaneous	\$1,681,862	\$698,035	\$4,332,832	\$2,472,877	\$304,368	\$9,489,974
<b>Total</b>	<b>\$4,727,637</b>	<b>\$7,145,169</b>	<b>\$6,772,309</b>	<b>\$5,716,061</b>	<b>\$5,443,803</b>	<b>\$29,804,979</b>

#### Classification by Location and Value of Property Stolen

LOCATION	1996	1997	1998	1999	2000
Highway, Street, Alley, etc.	19.9%	49.7%	11.1%	10.0%	15.2%
Commercial House	10.1%	19.8%	8.1%	21.4%	42.5%
Gas/Service Station	0.3%	0.6%	0.7%	0.5%	0.6%
Convenience Store	4.7%	4.4%	1.3%	2.3%	6.4%
Residence	18.9%	11.1%	7.8%	13.3%	14.6%
Bank/Lending Inst.	10.5%	4.6%	7.0%	9.3%	15.0%
Miscellaneous	35.6%	9.8%	64.0%	43.3%	5.6%
<b>Total</b>	<b>100.0%</b>	<b>100.0%</b>	<b>100.0%</b>	<b>100.0%</b>	<b>100.0%</b>



# **Robbery Rates** **Nevada, Western States, National**





## **SPECIAL LICENSE PLATE BENEFITS NEVADA'S CHILDREN**

With the Children's Fund in place from the proceeds of the child license plate, the Nevada Missing Children Clearinghouse is able to provide crucial efforts directed toward the prevention of child abduction and increased child safety. Those efforts include, publications, public education, as well as identification, crime and youth prevention programs. The child license plate symbolizes concern and care for Nevada's children and an endorsement of greater child safety efforts.

These specialty plates are available at any full service Department of Motor Vehicles Office in the State of Nevada.

# AGGRAVATED ASSAULT

2000

## Crime Clock - One Aggravated Assault Every 1 Hour, 44 Minutes

An aggravated assault is an attempt or offer, with unlawful force or violence, to do physical injury to another. This type of assault is usually accompanied by the use of a weapon or other means likely to produce death or serious bodily injury. Attempts are included since it is not necessary that an injury result when a gun, knife, or other weapon is used which could and probably would result in serious personal injury if the crime is successfully completed. Assaults with personal weapons (hands, fists, feet) are scored as aggravated if there is personal injury requiring more than simple first-aid treatment.

Assault—NRS 200.471: (1) "...means an unlawful attempt, coupled with a present ability, to commit a violent injury on the person of another...(2) (b)...use of a deadly weapon, or the present ability to use a deadly weapon..."

Battery—NRS 200.481: (1) (a) "...means any willful and unlawful use of force or violence upon the person of another."

Not included in this class are simple (non-aggravated) assaults. Simple assaults are non-index offenses, although a record is kept of these assaults on the "Offenses Known to Police" form. During 2000, there were 29,110 simple assaults reported in Nevada, with a clearance rate of 52.3%.

There were 4,943 aggravated assault offenses reported to enforcement in 2000 and the occurrence rate was consistent throughout the entire year. The highest single month was October with 473 (9.6%).

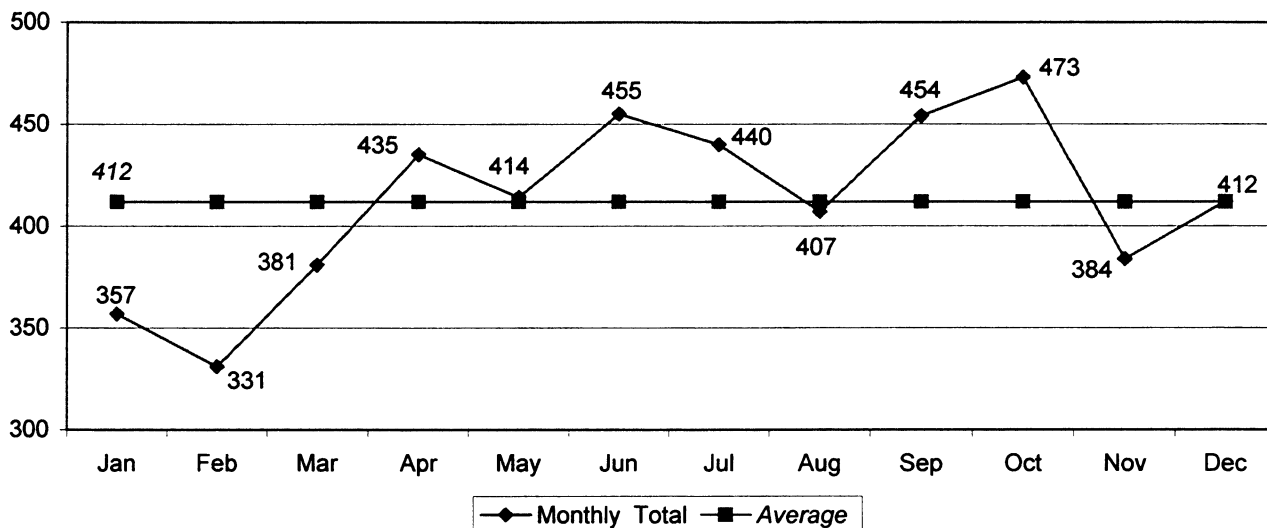
Nevada law enforcement cleared 2,303 aggravated assaults (46.6%).

### Trends

	Number Reported	% Change from Previous Year	Rate/1,000
1996	6,922	-16.90%	4.10
1997	7,215	4.20%	4.05
1998	5,710	-20.90%	3.08
1999	4,994	-12.54%	2.54
2000	4,943	-1.02%	2.39



### 2000 Assault Offenses by Month & Monthly Average



### Weapon Types Used

TYPE	1996	1997	1998	1999	2000	5-year Total
Firearm	1,505	1,725	908	755	757	5,650
Knife	1,049	1,165	1,069	1,030	1,163	5,476
Other Weapon	2,264	2,417	1,768	1,619	1,947	10,015
Strong Arm	2,104	1,908	1,965	1,590	1,076	8,643
<b>Total</b>	<b>6,922</b>	<b>7,215</b>	<b>5,710</b>	<b>4,994</b>	<b>4,943</b>	<b>29,784</b>

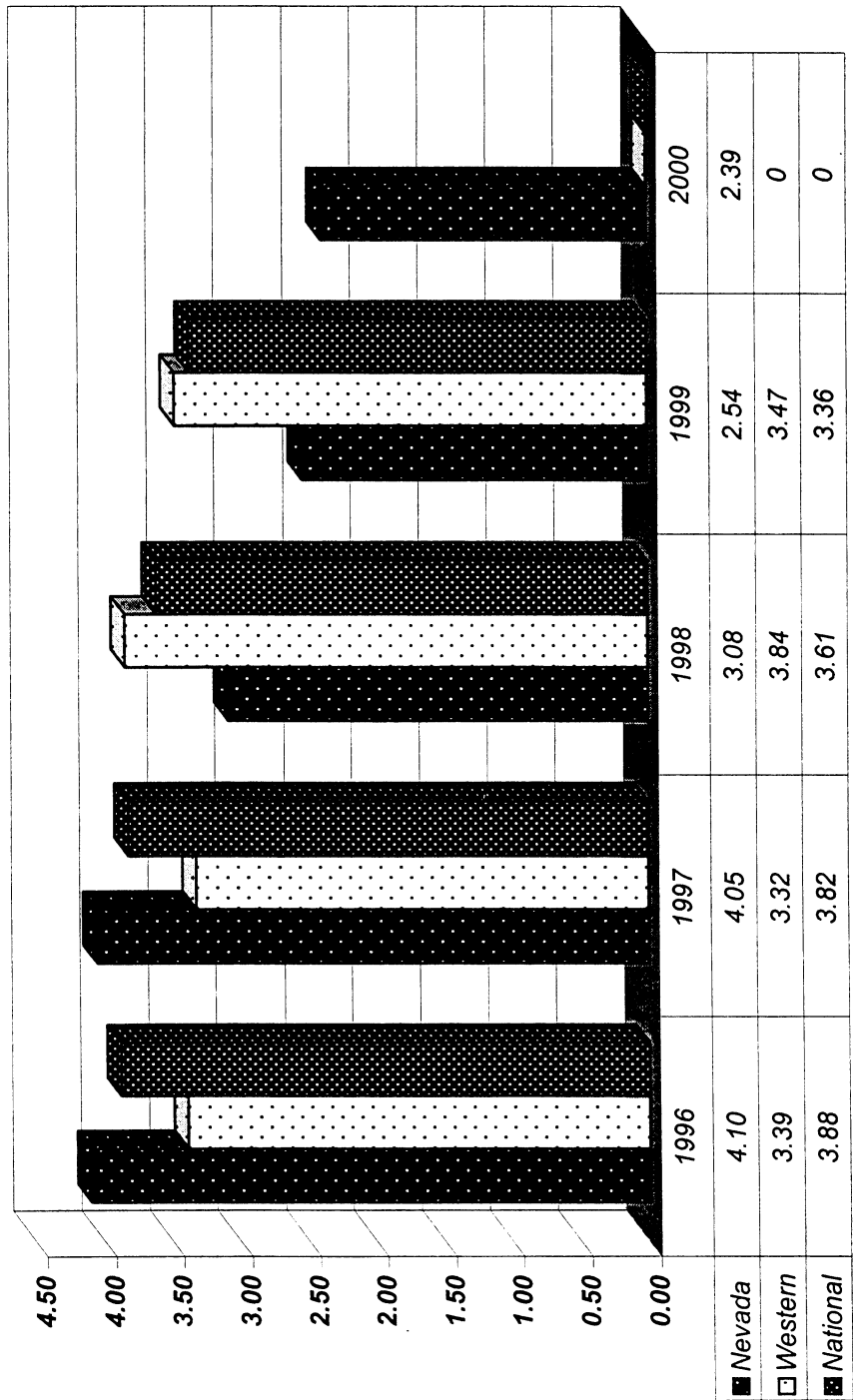
### Profile of Persons Arrested

AGE	1996	1997	1998	1999	2000	5-year Total
17 and Under	232	259	274	294	261	1,320
18-24	460	435	463	431	427	2,216
25-29	280	243	279	221	164	1,187
30-34	267	246	265	235	194	1,207
35-39	200	216	281	238	189	1,124
40 and Over	352	365	432	339	364	1,852
<b>Total</b>	<b>1,791</b>	<b>1,764</b>	<b>1,994</b>	<b>1,758</b>	<b>1,599</b>	<b>8,906</b>

Male	1,512	1,429	1,607	1,423	1,300	7,271
Female	279	335	387	335	299	1,635

# **Aggravated Assault Rates** **Nevada, Western States, National**






# Non-family Abduction

## JAYCEE LEE DUGARD



**DOB:** May-11-1980  
**Missing:** Jun-10-1991  
**Age Now:** 21 years  
**Sex:** F  
**Hair:** Blonde  
**Eyes:** Blue  
**Height:** 4'6" – 137 cm  
**Weight:** 80 lbs  
**Missing From:** South  
Lake Tahoe, CA USA

Age progressed



Jaycee's photo is shown aged to 20 years old. She became missing while walking to school near her home. She was abducted by two unknown suspects in a vehicle. One suspect is described as a white female, approximately 30 years old. There is no description of the second suspect who was driving the vehicle. Jaycee was last seen wearing a pink windbreaker jacket, pink stretch pants, white t-shirt, and white canvas tennis shoes. Age progression by the National Center for Missing & Exploited Children.



**Suspect**  
Sex: Female  
Race: White



### Vehicle Information

Color: Gray  
Year: 1980's  
Make: Ford or Mercury  
Model: Granada or Monarch

ANYONE HAVING INFORMATION SHOULD CONTACT  
THEIR LOCAL LAW ENFORCEMENT AGENCY  
OR THE FOLLOWING:

El Dorado Sheriff's Department (California) **1-530-621-5703**  
California Missing Children Clearinghouse **1-800-222-3463**  
National Center for Missing & Exploited Children  
**1-800-843-5678 (1-800-THE-LOST)**



# BURGLARY

2000

## Crime Clock - One Burglary Every 29 Minutes, 59 Seconds

Burglary, also known as breaking and entering, is "...the unlawful entry or attempted forcible entry of any structure to commit a felony or larceny."

Burglary--NRS 205.060: (1) "Every person who, by day or night, enters any house, room, apartment, tenement, shop, warehouse, store, mill, barn, stable, outhouse, or other building, tent, vessel, vehicle, vehicle trailer, semi-trailer or house trailer, airplane, glider, boat or railroad car, with intent to commit grand or petit larceny, assault or battery on any person or any felony, is guilty of burglary."

Incidents of burglary occurred most frequently during the months of January (1,611), and May (1,536). Their cumulative number represented 17.9% of the annual total.

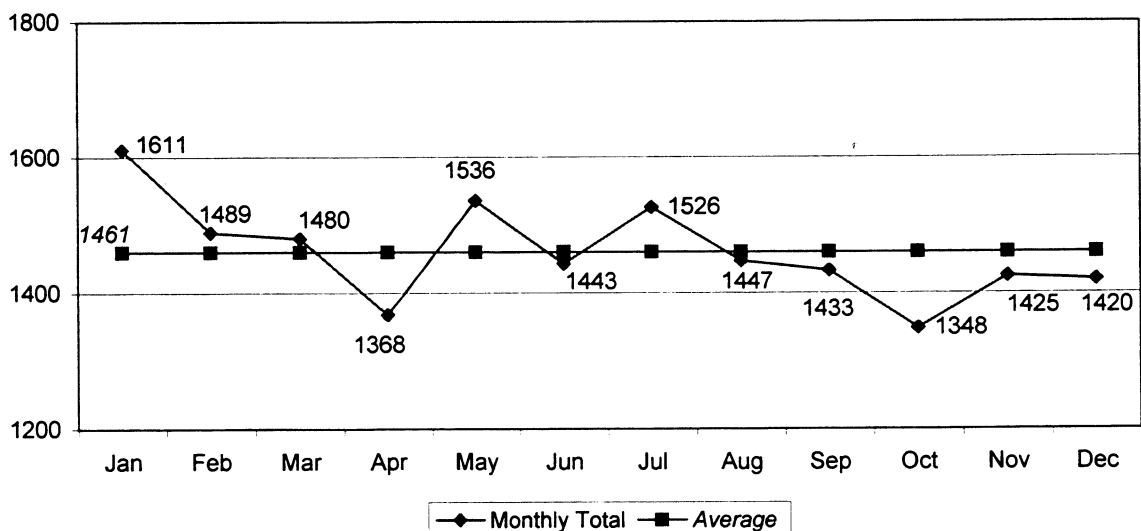
Of the 17,526 burglaries reported to law enforcement in Nevada, 4,417 (25.2%) were cleared.

Nevada's burglary rate per 1,000 population in 2000 was 8.48. The highest recorded rate for this decade thus far was in 1991 (14.04).

### Trends

	Number Reported	% Change from Previous Year	Rate/1,000
1996	19,471	-2.7%	11.53
1997	22,038	13.2%	12.38
1998	19,873	-9.8%	10.71
1999	17,613	-11.4%	8.95
2000	17,526	-0.5%	8.48

2000 Burglary Offenses by Month & Monthly Average



---



---

Profile of Persons Arrested

---

AGE	1996	1997	1998	1999	2000	5-year Total
17 and Under	1,311	1,268	1,396	1,071	1,056	6,102
18-24	901	874	989	827	1,175	4,766
25-29	526	534	570	417	493	2,540
30-34	522	620	534	482	558	2,716
35-39	453	500	532	418	542	2,445
40 and Over	460	553	594	537	712	2,856
<b>Total</b>	4,173	4,349	4,615	3,752	4,536	21,425
Male	3,323	3,371	3,640	2,896	3,485	16,715
Female	850	978	975	856	1,051	4,710

---



---

Type of Entry

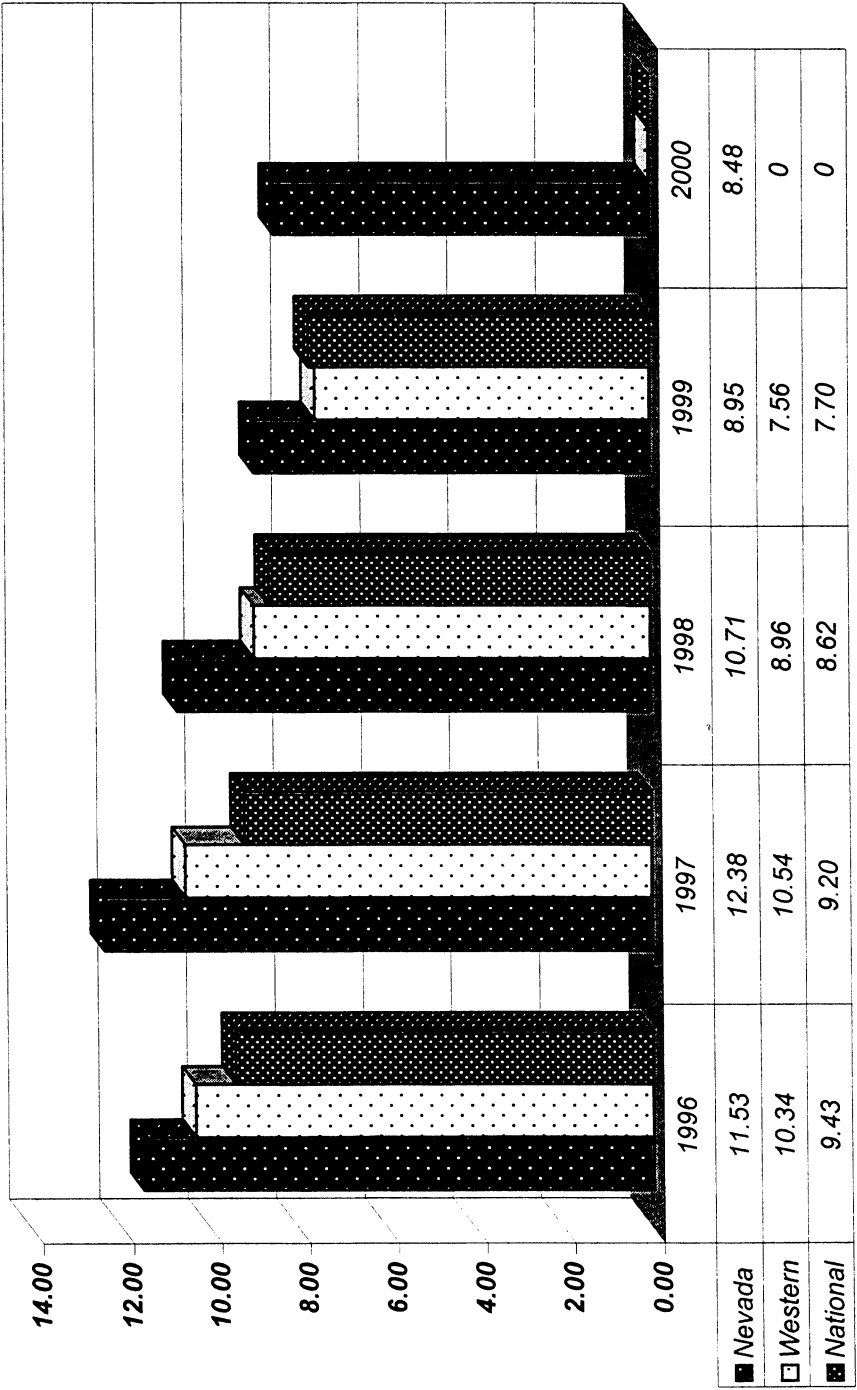
---

TYPE	1996	1997	1998	1999	2000	5-year Total
Forcible Entry	11,189	12,543	12,214	9,994	10,201	56,141
Unlawful Entry-No Force	7,403	8,446	6,412	6,753	6,404	35,418
Attempted Forcible Entry	879	1,049	1,247	866	921	4,962
<b>Total</b>	19,471	22,038	19,873	17,613	17,526	96,521

## Burglary Offenses and Value by Time of Day

Residence	1996		1997		1998		1999		2000	
6 pm - 6 am	3,036	\$4,605,643	3,534	\$6,897,556	2,205	\$3,930,158	2,307	\$3,412,909	2,473	\$3,634,681
6 am - 6 pm	5,625	\$9,694,625	6,772	\$11,342,908	3,513	\$6,124,486	3,506	\$6,386,206	4,015	\$7,825,381
Unknown	2,458	\$5,657,768	2,671	\$5,558,344	6,952	\$14,408,679	5,127	\$9,352,033	5,189	\$11,031,647
Subtotal	11,119	\$19,958,036	12,977	\$23,798,808	12,670	\$24,463,323	10,940	\$19,151,148	11,677	\$22,491,709
Non Residence										
6 pm - 6 am	4,344	\$6,684,195	4,590	\$9,529,262	1,617	\$1,837,303	1,820	\$2,472,026	1,904	\$2,249,934
6 am - 6 pm	2,419	\$4,644,224	2,571	\$3,678,282	919	\$1,127,713	1,064	\$1,417,793	890	\$1,039,962
Unknown	1,589	\$3,227,424	1,900	\$3,559,689	4,667	\$7,578,194	3,790	\$7,582,518	3,055	\$8,751,860
Subtotal	8,352	\$14,555,843	9,061	\$16,767,233	7,203	\$10,543,210	6,674	\$11,472,337	5,849	\$12,041,756
Grand Total	19,471	\$34,513,879	22,038	\$40,566,041	19,873	\$35,006,533	17,614	\$30,623,484	17,526	\$34,533,465

# **Burglary Rates** **Nevada, Western States, National**





# Non-Family Abduction

## RANDI EVERS

Age Progressed



**DOB:** Dec-03-1988  
**Missing:** Feb-16-1992  
**Age Now:** 12 years  
**Sex:** M  
**Hair:** Blonde  
**Eyes:** Blue  
**Height:** 3'0" - 91 cm  
**Weight:** 50 lbs - 23 kg  
**Missing From:**  
LAS VEGAS  
NV  
USA



Randi's photo is shown age-progressed to 10 years. He was last seen at approximately 12:30 a.m. February 16, 1992, sleeping in the living room of his home. He was last seen wearing a black shirt and black pants with a blue diamond design on the knees.

ANYONE HAVING INFORMATION SHOULD CONTACT  
THEIR LOCAL LAW ENFORCEMENT AGENCY  
OR THE FOLLOWING:

Las Vegas Metro Police Department, Missing Persons Unit **1-702-229-2907**

Nevada Missing Children Clearinghouse **1-702-486-3539** or

**1-800-992-0900** (Nevada only)

National Center for Missing & Exploited Children

**1-800-843-5678 (1-800-THE-LOST)**



# LARCENY-THEFT

2000

## Crime Clock - One Larceny Every 11 Minutes, 55 Seconds

Larceny is the unlawful taking of the property of another with the intent to deprive him of ownership.

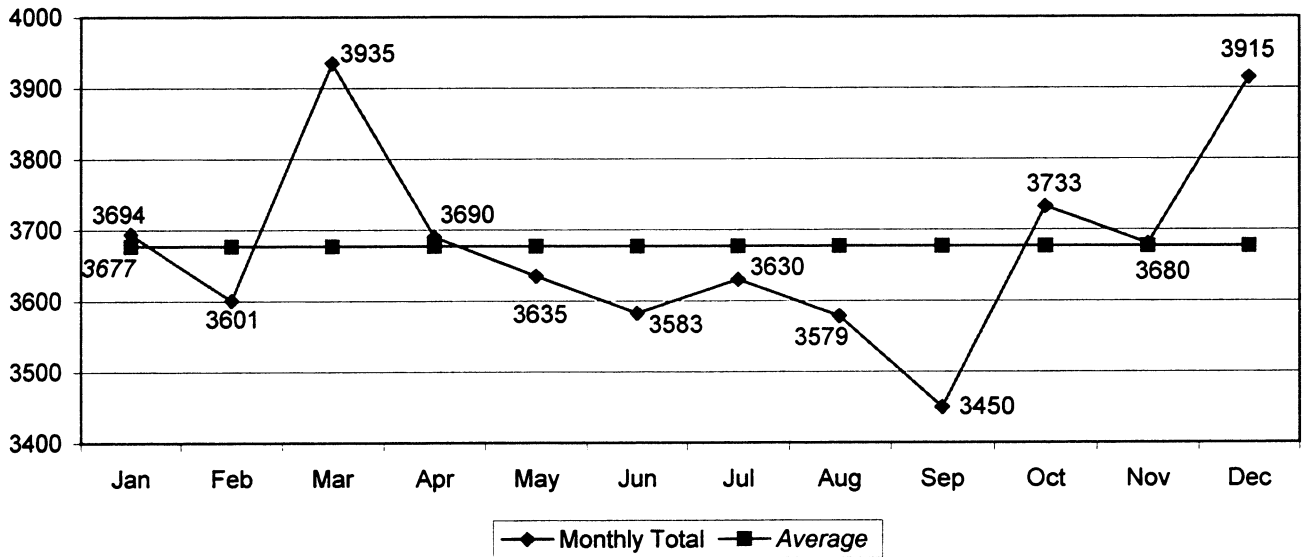
Theft--NRS 205.0832: "A person commits theft if, without lawful authority, he knowingly:

- (1) Controls any property of another person with the intent to deprive that person of the property.
- (2) Converts, makes an unauthorized transfer of an interest in, or without authorization controls any property of another person, or uses the services or property of another person entrusted to him or placed in his possession for a limited, authorized period of determined or prescribed duration or for a limited use.
- (3) Obtains real or personal property or the services of another person by a material misrepresentation with intent to deprive that person of the property or services. As used in this subsection, "material misrepresentation" means the use of any pretense, or the making of any promise, representation or statement of present, past or future fact which is fraudulent and which, when used or made, is instrumental in causing the wrongful control or transfer of property or services. The pretense may be verbal or it may be a physical act.
- (4) Comes into control of lost, mislaid or misdelivered property of another person under circumstances providing means of inquiry as to the true owner and appropriates that property to his own use or that of another person without reasonable efforts to notify the true owner.
- (5) Controls property of another person knowing or having reason to know that the property was stolen.
- (6) Obtains services which he knows are available only for compensation without paying or agreeing to pay compensation or diverts the services of another person to his own benefit or that of another person without lawful authority to do so.
- (7) Takes, destroys, conceals or disposes of property in which another person has a security interest, with intent to defraud that person.
- (8) Commits any act that is declared to be theft by a specific statute.
- (9) Draws or passes a check, and in exchange obtains property or services, if he knows that the check will not be paid when presented."

### Trends

	Number Reported	% Change from Previous Year	Rate/1,000
1996	52,184	-2.7%	30.91
1997	53,240	2.0%	29.91
1998	47,367	-11.0%	25.50
1999	43,167	-8.9%	21.94
2000	44,125	2.2%	21.35

### 2000 Larceny Offenses by Month & Monthly Average



### Profile of Persons Arrested

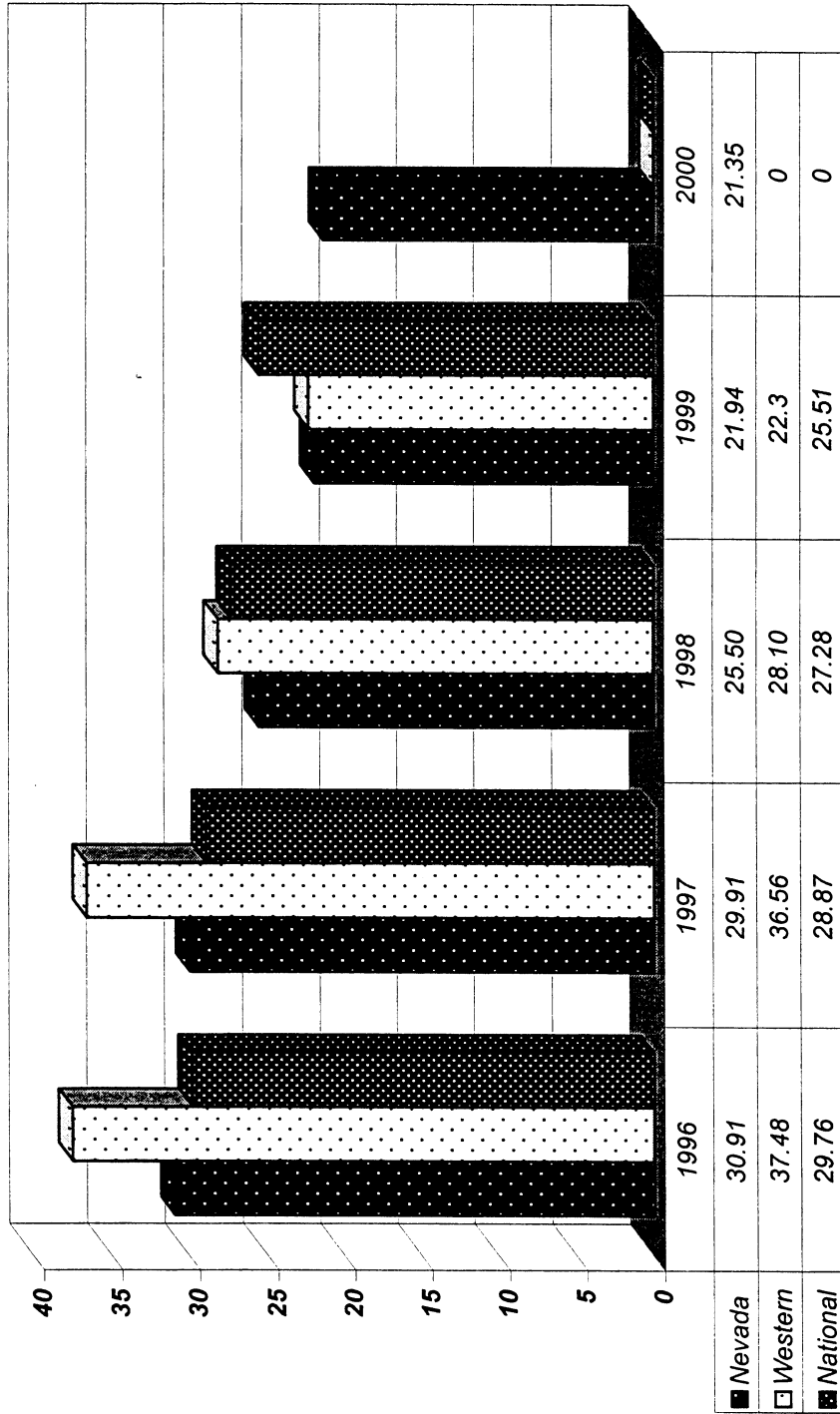
AGE	1996	1997	1998	1999	2000	5-year Total
17 and Under	3,606	3,677	3,475	3,528	3,516	17,802
18-24	2,056	2,011	2,205	2,047	2,239	10,558
25-29	1,188	1,195	1,263	1,090	950	5,686
30-34	1,407	1,431	1,393	1,153	1,077	6,461
35-39	1,386	1,379	1,413	1,214	1,211	6,603
40 and Over	2,049	2,153	2,399	2,068	2,381	11,050
<b>Total</b>	<b>11,692</b>	<b>11,846</b>	<b>12,148</b>	<b>11,100</b>	<b>11,374</b>	<b>58,160</b>
Male	7,977	8,070	8,162	7,521	7,668	39,398
Female	3,715	3,776	3,986	3,579	3,706	18,762



## Larceny Offenses and Value by Classification

	1996		1997		1998		1999		2000	
Pocket-Picking	418	\$198,612	384	\$217,668	548	\$438,371	509	\$358,182	326	\$204,914
Purse-Snatching	554	\$302,853	466	\$351,883	234	\$393,871	240	\$137,354	424	\$233,849
Shoplifting	4,478	\$438,045	4,818	\$412,029	4,649	\$332,362	4,584	\$533,476	4,578	\$649,695
From Motor Vehicles	10,064	\$6,574,973	10,295	\$7,158,659	9,265	\$6,621,285	6,829	\$4,546,249	8,245	\$6,692,267
MV Parts & Accessories	3,134	\$1,207,502	3,068	\$1,302,016	9,000	\$9,073,783	11,853	\$13,855,095	7,043	\$7,430,616
Bicycles	2,348	\$939,083	2,506	\$1,033,369	1,127	\$351,045	946	\$297,537	1,160	\$390,506
From Buildings	13,415	\$19,689,880	13,239	\$20,265,830	12,563	\$17,957,425	8,366	\$7,937,445	15,239	\$18,120,344
From Coin-Op Machines	177	\$56,174	192	\$289,896	149	\$33,369	137	\$44,619	144	\$55,387
All Other	17,596	\$11,908,147	18,272	\$13,347,112	9,832	\$11,440,186	9,703	\$16,764,048	6,966	\$10,005,172
Total	52,184	\$41,315,269	53,240	\$ 44,378,462	47,367	\$ 46,641,697	43,167	\$44,474,006	44,125	\$43,782,749

# Larceny Rates Nevada, Western States, National




# **Non-family Abduction**

## **ANTHONY FRANKO**

Age Progressed



**DOB:** Aug-15-1972  
**Missing:** May-08-1983  
**Age Now:** 28 years  
**Sex:** M  
**Hair:** Brown  
**Eyes:** Brown  
**Height:** 4'11" - 150 cm  
**Weight:** 85 lbs - 39 kg  
**Missing From:**  
LEMON VALLEY  
NV  
USA



Anthony's photo is shown aged to 26 years. He became missing while enroute to school. He has a slight gap between his front teeth, small birthmarks above his left eyebrow and on the right side of his neck, two light moles across his cheek and nose, and a light scar under his lower lip. He was last seen wearing a red 49ers T-shirt, blue jeans, and a blue hooded jacket. His nickname is Tony.

**ANYONE HAVING INFORMATION SHOULD CONTACT  
THEIR LOCAL LAW ENFORCEMENT AGENCY  
OR THE FOLLOWING**

**Washoe County Sheriff's Office 1-775-328-3001**  
**Nevada Missing Children Clearinghouse 1-702- 486-3539 or**  
**1-800-992-0900 (Nevada Only)**  
**National Center for Missing & Exploited Children**  
**1-800-843-5678 (1-800-THE-LOST)**

# MOTOR VEHICLE THEFT

2000

**Crime Clock - 1 Motor Vehicle Theft Every 39 Minutes, 54 Seconds**

Uniform Crime Reporting defines motor vehicle theft as the larceny or attempted larceny of a motor vehicle, including "joy riding." Excluded from this class is a reported offense where there is lawful access to the vehicle, such as a family situation or unauthorized use by others with lawful access, such as with employees.

Motor vehicles are defined by UCR as self-propelled vehicles that run on the surface of the land and not on rails, such as automobiles, trucks, buses, motorcycles, motor scooters, snowmobiles, ATV's, etc. Not included are farm equipment, construction equipment, airplanes, motorboats.

Motor Vehicle Theft--NRS 205.2715: "(1) Every person who takes and carries away or drives away the vehicle of another without the intent to permanently deprive the owner thereof but without the consent of the owner of such vehicles is guilty of a gross misdemeanor. (2) Every person who is in possession of a vehicle without the consent of the owner of such vehicle may reasonably be inferred to have taken and carried away or driven away the vehicle."

Motor vehicle thefts occurred most frequently during the months of August and November. These months collectively accounted for 17.7% of 2000's total motor vehicle theft offenses.

Law enforcement cleared 1,550 (11.8%) of all motor vehicle thefts in Nevada in 2000.

---

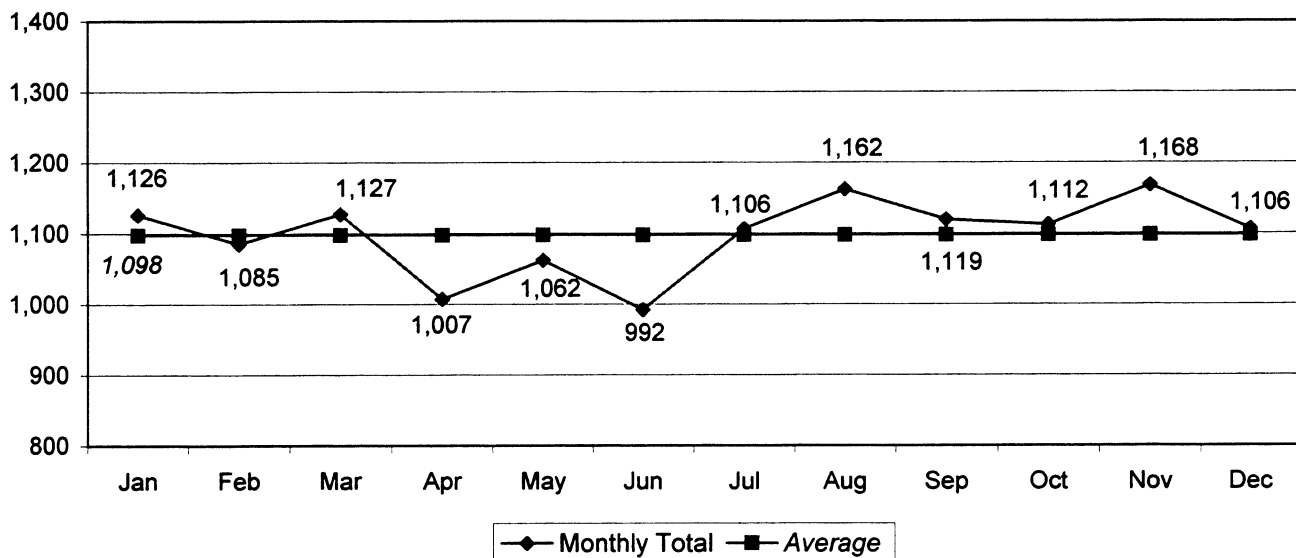
## Trends

---

	<b>Number Reported</b>	<b>% Change from Previous Year</b>	<b>Rate/1,000</b>
<b>1996</b>	11,192	-1.4%	6.63
<b>1997</b>	13,262	18.5%	7.45
<b>1998</b>	13,766	3.8%	7.42
<b>1999</b>	13,094	-4.9%	6.65
<b>2000</b>	13,172	0.6%	6.37

---

### 2000 Motor Vehicle Theft Offenses by Month & Monthly Average



### Profile of Persons Arrested

AGE	1996	1997	1998	1999	2000	5-year Total
17 and Under	421	299	374	533	526	2,153
18-24	381	453	538	491	475	2,338
25-29	212	250	241	172	184	1,059
30-34	194	192	228	151	179	944
35-39	164	168	168	118	122	740
40 and Over	88	125	146	133	142	634
<b>Total</b>	<b>1,460</b>	<b>1,487</b>	<b>1,695</b>	<b>1,598</b>	<b>1,628</b>	<b>7,868</b>
Male	1,220	1,264	1,413	1,312	1,370	6,579
Female	240	223	282	286	258	1,289

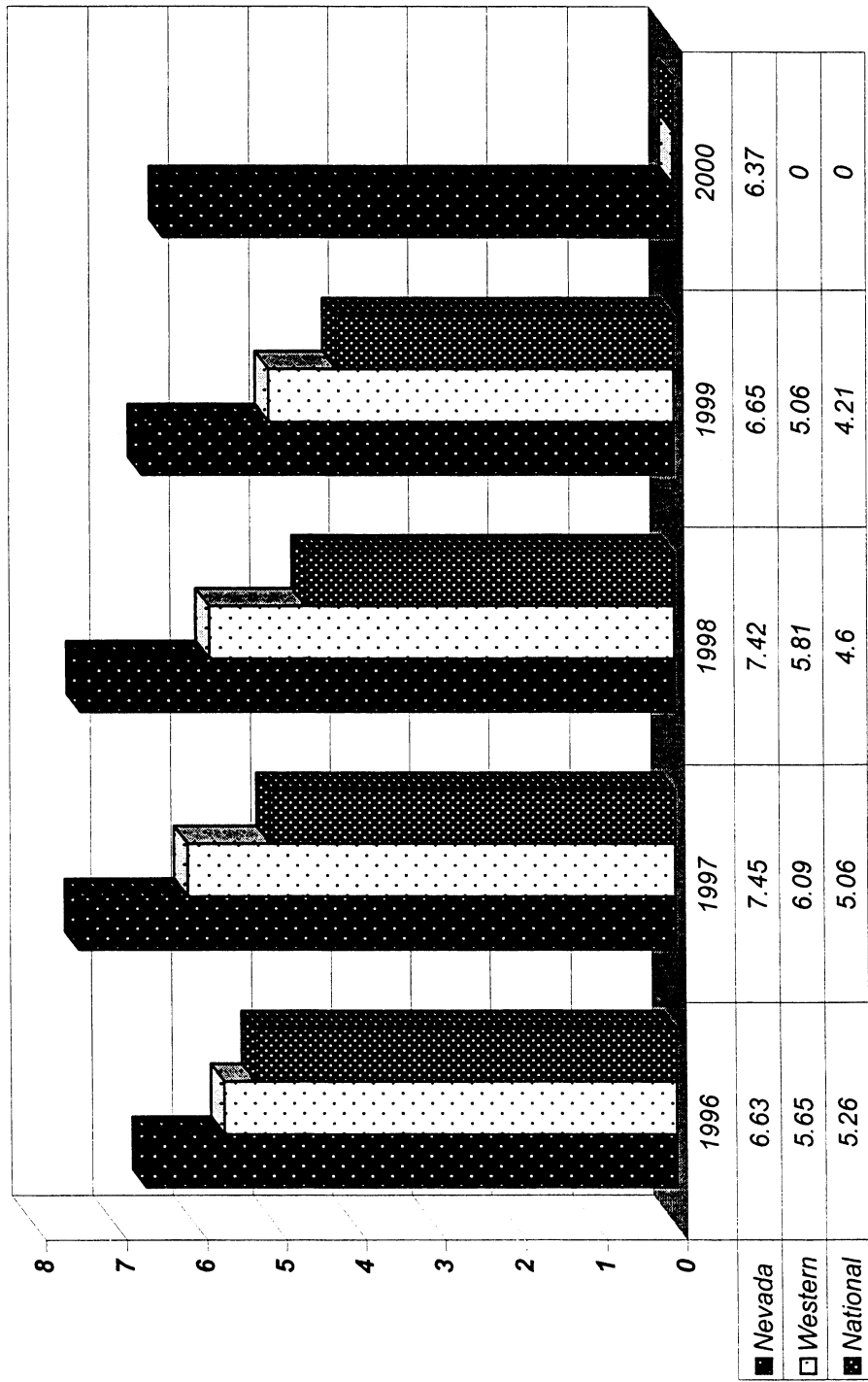
### Type of Vehicle

	1996	1997	1998	1999	2000	5-year Total
Automobile	7,656	8,987	8,345	8,191	8,633	41,812
Truck/Bus	2,744	3,364	4,516	4,052	3,746	18,422
Other Vehicle	792	911	905	854	793	4,255
<b>Grand Total</b>	11,192	13,262	13,766	13,097	13,172	64,489

### Locally Stolen Motor Vehicles Recovered

	1996	1997	1998	1999	2000	5-year Total
Stolen and Recovered Locally	6,092	7,589	9,955	9,171	9,470	42,277
Stolen Locally - Recovered by Other Jurisdiction	1,087	1,243	2,471	2,386	2,566	9,753
<b>Total</b>	7,179	8,832	12,426	11,557	12,036	52,030
Stolen in Other Jurisdiction - Recovered Locally	1,289	1,277	2,072	1,968	2,160	8,766

# **Motor Vehicle Thefts** **Nevada, Western States, National**





# Family Abduction

## EDUARDO GUTIERREZ

Age Progressed



EDUARDO OCHOA



**DOB:** Oct-16-1982  
**Missing:** Aug-19-1987  
**Age Now:** 18 years  
**Sex:** M **Height:** 3'0" - 91 cm  
**Weight:** 40 lbs - 18 kg  
**Hair:** Brown  
**Eyes:** Hazel  
**Missing From:** RENO, NV USA

**Abductor**  
**DOB:** Apr-16-1957  
**Sex:** M  
**Hair:** Black  
**Eyes:** Hazel  
**Height:** 5'8" - 173 cm  
**Weight:** 160 lbs - 73 kg

Eduardo's photo is shown age-progressed to 16 years. He was abducted by his non-custodial father, Eduardo Arce Ochoa. A felony warrant for concealment was issued for the abductor on August 27, 1987. Child has a spot on his left arm and may be using the last name Ochoa. The abductor dyes his hair brown, wears eyeglasses, and may use the alias Marcelo.

ANYONE HAVING INFORMATION SHOULD CONTACT  
THEIR LOCAL LAW ENFORCEMENT AGENCY  
OR THE FOLLOWING:

Reno Police Department, Missing Persons Unit 1-775-334-2121  
Nevada Missing Children Clearinghouse 1-702- 486-3539 or  
1-800-992-0900 (Nevada Only)  
National Center for Missing & Exploited Children  
1-800-843-5678 (1-800-THE-LOST)



# ARSON

2000

---

## Crime Clock - One Arson Every 15 Hours, 9 Minutes

Arson was the eighth and latest index offense to be added to the UCR Program by congressional mandate in 1979. Since only 8,329 agencies covering 67% of the United State's population submitted reports for all 12 months of the year, data users should be aware that the figures do not represent the Nation's total arson experience. Caution is recommended when viewing arson trend information. Figures may have been influenced by improved arson reporting procedures. It is expected that year-to-year statistical comparability will improve as collection continues.

Nationally, 66,321 arsons were reported in 1999. The national overall rate of arson per 1,000 population was .37. Regionally, the highest arson rate in 1999 was in the Western States, with .37 per 1,000 population. There were 581 arsons reported in Nevada in 2000, compared to 624 in 1999. Nevada's arson rate per 1,000 population has decreased consistently since the 1995 rate of .47. The 2000 rate is the lowest at .28.

Arson—NRS 205.005: "Any person shall be deemed to have set fire to a building, structure or any property mentioned in NRS 205.010 to 205.030, inclusive, whenever any part thereof or anything therein shall be scorched, charred or burned."

In 2000, arson offenses in Nevada occurred most frequently during the months of May (63), and July (64). These months represented 21.9% of the year's total. Law enforcement cleared 87 (15.0%) of reported arson offenses in 2000.

---

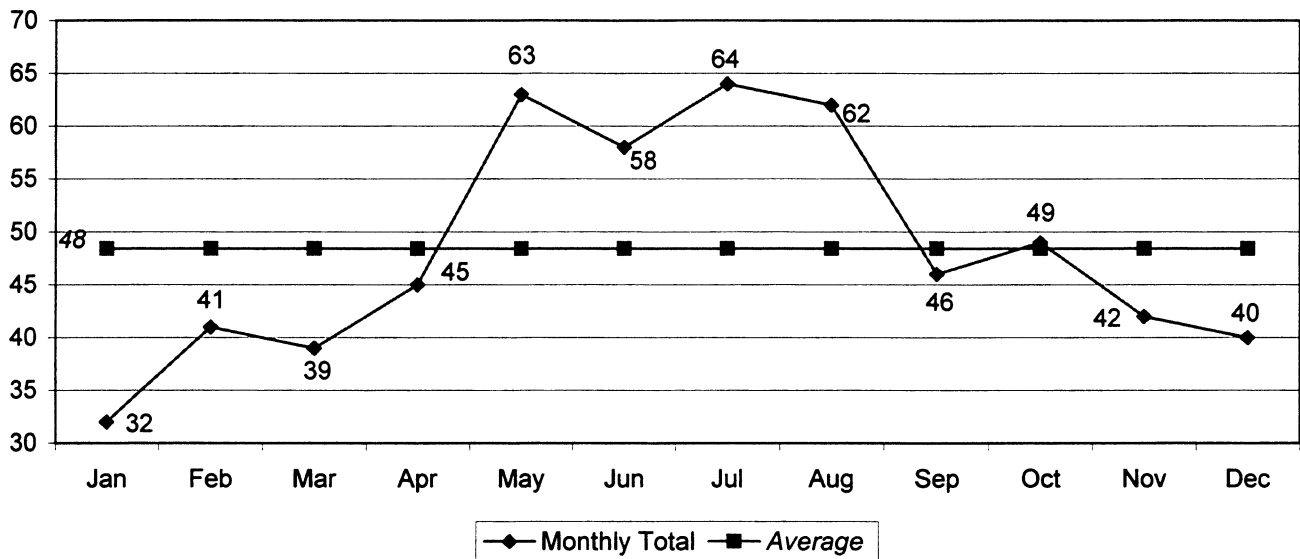
### Trends

---

	Number Reported	% Change from Previous Year	Rate/1,000
1996	717	-3.0%	0.42
1997	729	1.7%	0.41
1998	667	-8.5%	0.36
1999	624	-6.4%	0.32
2000	581	-6.9%	0.28

---

### 2000 Arson Offenses by Month & Monthly Average




### Profile of Persons Arrested

AGE	1996	1997	1998	1999	2000	5-year Total
17 and Under	72	65	41	84	62	324
18-24	11	7	5	11	5	39
25-29	1	3	5	2	2	13
30-34	4	4	0	1	1	10
35-39	3	8	3	2	1	17
40 and Over	12	15	10	7	8	52
<b>Total</b>	<b>103</b>	<b>102</b>	<b>64</b>	<b>107</b>	<b>79</b>	<b>455</b>
Male	92	84	57	99	65	397
Female	11	18	7	8	14	58

# Arson Offenses by Property Type and Estimated Value

Structural	1996			1997			1998			1999			2000		
	# of offenses	Value of loss		# of offenses	Value of loss		# of offenses	Value of loss		# of offenses	Value of loss		# of offenses	Value of loss	
Residential	162	\$2,170,456		156	\$1,828,879		124	\$2,384,170		155	\$2,348,113		115	\$2,450,428	
Non-Residential	75	\$2,281,623		74	\$1,701,838		74	\$1,745,351		83	\$5,222,578		98	\$3,458,190	
<b>Mobile</b>															
Cars, Trailers, Boats, etc...	337	\$1,541,241		335	\$1,583,392		333	\$2,020,068		240	\$1,838,583		213	\$1,336,774	
<b>All Other</b>															
Crops, Fields, Signs, etc...	143	\$55,062		164	\$33,405		136	\$30,982		146	\$97,403		155	\$32,867	
<b>Total</b>	717	\$6,048,382		729	\$5,147,514		667	\$6,180,571		624	\$9,506,677		581	\$7,278,259	

Arson Rates Nevada, Western States, National



# TRAK

WHEN A CHILD IS REPORTED MISSING or victimized the response must be swift, efficient and effective. Every minute counts during a child abduction and Technology to Recover Abducted Kids (TRAK) provides critical information in such a situation. The TRAK system equips law enforcement officials with the technology to quickly create and electronically distribute color flyers and photographs of the missing child.

RECOGNIZING TRAK AS A TOOL that would benefit communities, Nevada was committed to being the first state to have TRAK systems in virtually every law enforcement agency and other designated entities. This dedication means that 61 TRAK systems have been purchased, installed and personnel trained on its use and performance.

INITIALLY, TRAK WAS DEVELOPED to maximize the chance of safe recovery of an abducted child. It resulted in providing needed technology to law enforcement and could ultimately inspire a greater community involvement by using the eyes and ears of all citizens in the effort to build safer communities. Because of TRAK's easy-to-use software it didn't take agencies long to figure out that the system could be useful in many different circumstances. TRAK can be used for distributing bulletins on sex offenders or violent felons; alerting schools about a suspicious person, car or gang activity; posting bulletins about an escaped prisoner, wanted person or scam artist; and, as public safety announcements regarding a flood or a chemical spill in a surrounding area.

ELECTRONIC DISTRIBUTION OF FLYERS allows law enforcement to communicate with and immediately notify other criminal justice entities, citizens, schools, and businesses when needed. Additionally, TRAK enables officers to create photo lineups for witness identification at a fraction of the time currently required by many agencies.

IN RECOGNITION OF TRAK'S UNIQUE capabilities, the FBI and the National Center for Missing & Exploited Children have provided unqualified support for this impressive system.



# CLEARANCE RATES

2000

---

For Uniform Crime Reporting purposes, a crime index offense is cleared when a law enforcement agency has identified the offender, there is enough evidence to charge him and he is actually taken into custody. The arrest of one person can clear several crimes, or several persons may be arrested in the process of clearing one crime.

Crime solutions are also recorded in exceptional circumstances when some elements beyond law enforcement control preclude formal charges against the offender. An offense may be exceptionally cleared when it falls into one of the following categories:

1. The offender commits suicide.
2. A double murder occurs (two persons kill each other).
3. The offender dies after making a confession (dying declaration).
4. The offender is killed by law enforcement officers.
5. The offender confesses to committing a crime while already in custody for another crime or serving a sentence for another crime.
6. The offender is prosecuted in another city for a different crime or the same crime by federal, state or local authorities, and the other jurisdiction refuses to release the order.
7. Another jurisdiction refuses to extradite the offender.
8. The victim of a crime refuses to cooperate in the prosecution.
9. The offender is prosecuted for a less serious charge than the one for which he was arrested.
10. The offender is a juvenile who is handled by a verbal or written notice to the parents in instances involving minor offenses such as petit or simple larceny.

During 2000, 25.3% of reported index crimes in Nevada were cleared, either by arrest or exceptional means. The percentage of violent crimes cleared in Nevada in 2000 was 33.93% compared to the national 1999 figure of 50.0%, while property crime clearances were 24.05% compared to the national 1999 level of 18.00% (arson is not included in the national clearance percentage).

### Clearance Rates for Index Offenses, 1996-2000

Offenses	1996		1997		1998		1999		2000	
	Offenses	Clearances	Offenses	Clearances	Offenses	Clearances	Offenses	Clearances	Offenses	Clearances
Murder	225	103	193	107	174	95	165	127	130	83
Rape	856	213	1,008	258	911	321	943	339	860	339
Robbery	4,932	1,230	5,089	1,423	4,453	1,091	4,209	1,086	4,543	830
Assault	6,922	3,695	7,215	3,908	5,710	2,714	4,994	2,427	4,943	2,303
Burglary	19,471	3,372	22,038	3,725	19,873	3,980	17,613	4,012	17,526	4,417
Larceny	52,184	13,161	53,240	14,134	47,367	10,500	43,167	11,188	44,125	12,081
MV Theft	11,192	1,369	13,262	1,498	13,766	1,614	13,094	1,511	13,172	1,550
Arson	717	136	729	133	667	94	624	99	581	87
<b>Total</b>	<b>96,499</b>	<b>23,279</b>	<b>102,774</b>	<b>25,186</b>	<b>92,921</b>	<b>20,409</b>	<b>84,809</b>	<b>20,789</b>	<b>85,880</b>	<b>21,690</b>

**Note:** Offenses cleared do not necessarily relate to the actual offenses which occurred during the calendar year period. Offenses can be cleared from prior periods.



# Non-family Abduction

## JENNIFER MARTIN



**DOB:** Jan-14-1976  
**Missing:** Jun-28-1987  
**Age Now:** 25 years  
**Sex:** F  
**Hair:** Brown  
**Eyes:** Blue  
**Height:** 4'6" - 137 cm  
**Weight:** 49 lbs - 22 kg  
**Missing From:**  
RENO, NV USA

Age Progressed



Jennifer's photo is shown age-progressed to 16 years. She was last seen at approximately 3:00 p.m. when she left a grocery store in Lemmon Valley, Nevada. She has a birthmark on her right hip, white bumps on her back, a star-shaped scar on the inside of her right arm and two small scars under her chin.

ANYONE HAVING INFORMATION SHOULD CONTACT  
THEIR LOCAL LAW ENFORCEMENT AGENCY  
OR THE FOLLOWING:

Reno Police Department - Multi-Agency Task Force **1-775-334-2196**  
Nevada Missing Children Clearinghouse **1-702-486-3539** or  
**1-800-992-0900** (Nevada only)  
National Center for Missing & Exploited Children  
**1-800-843-5678 (1-800-THE-LOST)**



# ARREST DATA

2000

---

Primarily a gauge of law enforcement's response to crime, arrest counts also provide definitive data concerning the age, sex and race of perpetrators. Arrest practices, policies and enforcement emphases vary from place to place and even within a community from time to time. While the practices for certain unlawful conduct such as drunkenness, disorderly conduct, vagrancy and related violations may differ among agencies, those for robbery, burglary and other serious crime arrests are more likely to be uniform and consistent throughout all jurisdictions. The UCR Program procedures require that an arrest be counted on each separate occasion a person is taken into custody, notified or cited. Annual arrest figures do not measure the number of individuals arrested since one person may be arrested several times during the year for the same or different offenses. For UCR purposes, a juvenile is counted as "arrested" when the circumstances are such that if he or she were an adult an arrest would result, but in fact, there may not have been a formal charge.

Nationwide, law enforcement agencies made an estimated 9.1 million arrests in 1999 (the latest figures available) for all criminal infractions except traffic violations. When the overall arrest volume was related to the total United States population, the rate was 53.1 arrests per 100,000 inhabitants. In Nevada, enforcement reports to UCR in 2000 indicated a total arrest figure of 154,581 (including the Nevada Highway Patrol & Nevada Division of Investigations). The arrest rate per 1,000 in population for the state was 74.8.

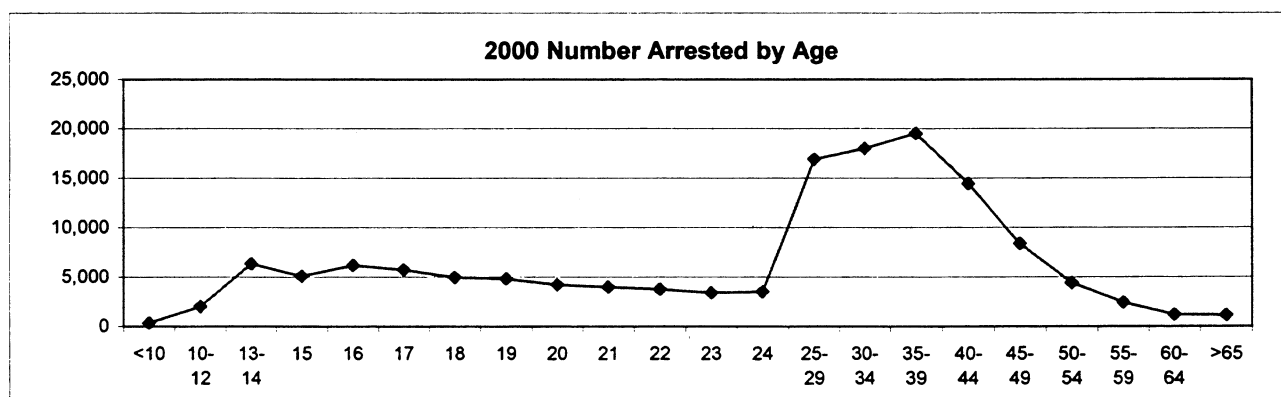
During 2000:

- 16.7% of all arrests were juveniles, 83.3% were adults
- Of juvenile arrests 22.2% were for index crimes.
- Of adult arrests, 12.3% were for index offenses
- Over one-half (58.3%) of adult arrests were between the ages of 25 and 44.

## Number of Persons Arrested by Age Category\*

### 1997-2000

	Number of Persons Arrested				Percent Distribution			
	1997	1998	1999	2000	1997	1998	1999	2000
<b>Juveniles</b>								
<10	215	336	341	305	0.2	0.2	0.2	0.2
10-12	1,577	1,631	2,005	2,042	1.1	1.1	1.4	1.4
13-14	5,246	5,561	6,341	6,163	3.8	3.9	4.5	4.1
15	4,231	4,597	5,095	4,941	3.1	3.2	3.6	3.3
16	4,956	5,221	6,186	5,682	3.6	3.7	4.4	3.8
17	5,657	6,245	5,730	6,597	4.1	4.4	4.1	4.4
<b>Total Juveniles</b>	<b>21,882</b>	<b>23,591</b>	<b>25,698</b>	<b>25,730</b>	<b>15.9</b>	<b>16.6</b>	<b>18.3</b>	<b>17.3</b>
<b>Adults</b>								
18	4,076	4,589	4,962	4,394	2.9	3.2	3.5	3.0
19	4,447	4,618	4,818	5,075	3.2	3.2	3.4	3.4
20	4,008	4,158	4,221	4,884	2.9	2.9	3.0	3.3
21	3,829	3,984	3,978	4,618	2.8	2.8	2.8	3.1
22	3,627	3,780	3,772	4,229	2.6	2.7	2.7	2.8
23	3,455	3,506	3,402	4,053	2.5	2.5	2.4	2.7
24	3,662	3,455	3,511	3,645	2.6	2.4	2.5	2.5
25-29	18,826	18,521	16,915	17,514	13.6	13.0	12.0	11.8
30-34	20,216	19,900	17,998	18,388	14.6	14.0	12.8	12.4
35-39	19,640	20,295	19,529	19,829	14.2	14.3	13.9	13.4
40-44	13,793	14,529	14,447	15,875	10.0	10.2	10.3	10.7
45-49	7,837	8,438	8,381	9,865	5.7	5.9	6.0	6.6
50-54	4,157	4,370	4,401	5,179	3.0	3.1	3.1	3.5
55-59	2,246	2,264	2,417	2,639	1.6	1.6	1.7	1.8
60-64	1,323	1,240	1,209	1,298	1.0	0.9	0.9	0.9
>65	1,222	1,150	1,149	1,305	0.9	0.8	0.8	0.9
<b>Total Adults</b>	<b>116,364</b>	<b>118,797</b>	<b>115,110</b>	<b>122,790</b>	<b>84.2</b>	<b>83.4</b>	<b>81.7</b>	<b>82.7</b>
<b>Grand Totals</b>	<b>138,246</b>	<b>142,388</b>	<b>140,808</b>	<b>148,520</b>	<b>100</b>	<b>100</b>	<b>100</b>	<b>100</b>



\*Note: NDI Drug, NHP Drug and DUI arrests are not included in these 2000 totals. See Drug/Liquor Arrest Section.

# 2000 Statewide Arrests By Offense and Age

OFFENSE	SEX	10 & Under	11-12	13-14	15	16	17	Total <18	18	19	20	21
Murder	M	0	0	1	3	4	7	15	5	5	6	8
	F	0	0	0	0	0	0	0	0	0	0	0
Manslaughter by Negligence	M	0	0	0	0	0	0	0	1	0	1	1
	F	0	0	0	0	0	0	0	0	0	0	0
Forcible Rape	M	3	7	8	11	2	10	41	6	10	8	7
	F	0	1	0	0	0	0	1	0	0	0	0
Robbery	M	0	9	27	34	58	70	198	64	79	53	52
	F	0	0	8	4	4	6	22	9	7	6	2
Aggravated Assault	M	5	22	42	34	43	59	205	54	52	65	56
	F	0	1	15	20	8	12	56	7	10	8	12
Other Assaults	M	48	263	394	253	297	420	1,675	278	307	357	402
	F	8	74	291	161	161	155	850	119	123	117	113
Burglary	M	23	101	236	164	176	206	906	169	178	136	123
	F	3	13	44	28	31	31	150	41	36	43	46
Larceny--Theft	M	33	298	610	375	409	465	2,190	294	313	250	208
	F	13	168	395	254	243	253	1,326	127	139	113	99
Motor Vehicle Theft	M	1	8	78	95	103	147	432	109	79	48	53
	F	0	2	29	25	23	15	94	10	5	11	12
Arson	M	11	12	21	3	3	1	51	1	2	0	0
	F	1	2	3	3	1	1	11	0	0	0	0
Forgery & Counterfeiting	M	0	0	3	1	7	7	18	15	11	10	17
	F	0	0	1	1	0	5	7	9	3	9	6
Fraud	M	0	2	4	10	9	14	39	23	56	53	55
	F	0	1	3	3	4	5	16	6	29	31	30
Embezzlement	M	0	0	0	0	8	20	28	15	18	8	17
	F	0	0	1	1	10	8	20	6	16	13	10
Stolen Property-Buy, Possess, Receive	M	4	17	60	51	41	63	236	78	71	54	69
	F	0	1	19	19	11	11	61	15	16	9	14
Vandalism	M	35	115	199	122	125	110	706	65	45	38	44
	F	8	9	44	15	14	16	106	7	3	4	1
Weapons-carrying, possession, etc...	M	4	39	87	59	76	99	364	94	76	82	60
	F	0	4	19	9	5	6	43	5	5	3	11
Prostitution & Commercialized Vice	M	0	0	0	1	0	3	4	5	13	14	20
	F	0	0	1	6	9	14	30	84	102	124	152
Other Sex Offenses	M	7	23	45	23	24	26	148	19	32	41	28
	F	0	1	2	1	0	0	4	0	5	1	2
Drug Abuse Violations	M	1	42	232	289	358	444	1,366	423	394	359	346
	F	0	15	66	49	77	76	283	80	88	80	68
Gambling	M	0	0	0	0	2	1	3	4	5	13	1
	F	0	0	1	1	0	0	2	0	3	1	0
Offenses Against Family & Children	M	7	3	12	5	4	11	42	89	55	50	36
	F	5	3	6	4	5	7	30	20	15	9	17
Driving Under the Influence	M	1	0	5	1	22	44	73	103	133	160	274
	F	0	0	3	0	1	9	13	9	31	28	39
Liquor Laws	M	1	10	117	145	286	539	1,098	487	611	479	217
	F	0	3	63	97	101	159	423	107	113	86	42
Drunkenness	M	1	0	3	6	8	23	41	4	6	7	9
	F	0	0	5	6	9	14	34	0	1	1	1
Disorderly Conduct	M	9	47	106	103	84	93	442	75	80	77	126
	F	0	38	72	45	49	23	227	22	8	11	15
Vagrancy	M	0	8	19	9	18	10	64	68	53	55	36
	F	0	0	3	1	4	6	14	7	4	6	5
All Other Offenses (except Traffic)	M	37	334	995	799	843	827	3,835	943	1,333	1,386	1,365
	F	13	156	678	434	344	269	1,894	211	292	355	288
Suspicion	M	0	5	1	4	2	1	13	2	4	4	3
	F	1	3	0	2	3	1	10	0	0	1	0
Curfew and Loitering Law Violations	M	11	59	371	471	758	1,101	2,771	0	0	0	0
	F	2	30	237	280	376	393	1,318	0	0	0	0
Runaway	M	6	43	175	123	151	131	629	0	0	0	0
	F	3	50	303	278	268	150	1,052	0	0	0	0
GRAND TOTAL		305	2,042	6,163	4,941	5,682	6,597	25,730	4,394	5,075	4,884	4,618



# 2000 Statewide Arrests By Offense and Age

22	23	24	25-29	30-34	35-39	40-44	45-49	50-54	55-59	60-64	over 64	Total >18	Grand Total
7	3	3	12	9	11	5	3	4	5	1	2	89	104
0	2	0	2	2	1	1	0	0	1	0	0	9	9
1	0	0	0	2	1	1	0	0	0	0	0	9	9
0	0	0	0	0	0	0	0	0	0	0	0	0	0
12	10	14	32	34	36	40	15	12	6	3	11	256	297
0	0	0	1	0	0	1	0	0	0	0	0	2	3
32	39	34	147	130	118	62	43	9	6	3	1	872	1,070
6	6	7	14	21	11	7	5	0	0	0	0	101	123
40	42	49	133	155	147	136	86	29	22	17	12	1,095	1,300
10	10	12	31	39	42	27	22	9	2	1	1	243	299
425	398	336	1,855	1,871	1,877	1,347	851	429	193	90	90	11,106	12,781
99	108	121	583	544	604	402	228	93	38	28	23	3,343	4,193
135	74	83	333	403	401	287	151	65	24	7	10	2,579	3,485
42	42	27	160	155	141	100	44	12	6	3	3	901	1,051
179	163	134	626	757	870	694	505	249	108	70	58	5,478	7,668
68	78	74	324	320	341	289	187	109	48	34	30	2,380	3,706
51	55	23	153	145	100	67	34	11	4	4	2	938	1,370
13	6	0	31	34	22	11	7	2	0	0	0	164	258
0	1	1	1	1	1	1	3	0	1	1	0	14	65
0	0	0	1	0	0	1	1	0	0	0	0	3	14
12	12	16	71	88	66	47	21	6	3	3	0	398	416
8	11	12	44	37	42	24	6	6	2	1	0	220	227
72	45	38	212	256	269	222	141	83	36	18	61	1,640	1,679
27	23	18	126	155	128	92	62	27	21	3	7	785	801
8	7	10	46	41	39	18	17	9	7	1	2	263	291
10	8	4	25	27	28	12	8	6	4	1	2	180	200
65	47	43	179	181	155	123	70	31	13	6	5	1,190	1,426
10	8	11	49	41	39	26	9	4	1	1	0	253	314
40	24	31	103	94	81	60	48	23	7	5	11	719	1,425
7	0	1	15	16	23	12	8	5	3	0	2	107	213
67	58	65	231	191	149	134	73	44	18	12	15	1,369	1,733
4	2	6	14	21	13	20	9	1	0	4	1	119	162
11	25	18	89	93	109	89	53	32	21	10	17	619	623
165	158	134	589	671	617	443	193	59	21	5	7	3,524	3,554
30	29	36	140	150	186	140	141	78	59	23	38	1,170	1,318
5	3	5	16	29	30	19	10	4	4	1	1	135	139
305	276	271	1,190	1,078	972	736	357	138	44	19	10	6,918	8,284
76	58	64	260	298	299	176	79	25	11	2	1	1,665	1,948
0	0	0	1	0	1	2	0	0	0	0	0	27	30
0	0	1	0	0	0	0	0	0	0	0	0	5	7
27	30	26	86	104	113	82	42	29	8	12	12	801	843
14	16	19	91	92	74	33	19	4	4	2	1	430	460
237	285	230	1,017	975	988	916	665	423	244	135	127	6,912	6,985
35	34	39	179	198	269	233	157	68	45	32	33	1,429	1,442
141	124	96	452	467	718	665	614	379	198	108	70	5,826	6,924
19	10	17	62	104	158	131	67	32	21	10	7	986	1,409
11	13	12	29	33	52	27	30	18	10	6	5	272	313
1	5	3	10	5	14	12	7	6	4	1	2	73	107
119	74	79	348	281	335	289	223	139	70	40	43	2,398	2,840
14	15	9	55	72	82	54	38	17	13	6	5	436	663
34	40	37	158	204	375	380	274	166	116	55	83	2,134	2,198
7	7	4	33	50	65	33	22	31	7	0	4	285	299
1,221	1,256	1,072	5,604	5,978	6,764	5,748	3,562	1,932	1,015	469	458	40,106	43,941
305	312	297	1,540	1,732	1,845	1,389	652	316	140	45	32	9,751	11,645
2	1	3	9	4	6	8	3	5	3	0	0	57	70
0	0	0	2	0	1	1	0	0	1	0	0	6	16
0	0	0	0	0	0	0	0	0	0	0	0	0	2,771
0	0	0	0	0	0	0	0	0	0	0	0	0	1,318
0	0	0	0	0	0	0	0	0	0	0	0	0	629
0	0	0	0	0	0	0	0	0	0	0	0	0	1,052
4,229	4,053	3,645	17,514	18,388	19,829	15,875	9,865	5,179	2,639	1,298	1,305	122,790	148,520

# Boulder City PD Arrests By Offense and Age

OFFENSE	SEX	10 & Under	11-12	13-14	15	16	17	Total <18	18	19	20	21
Murder	M	0	0	0	0	0	0	0	0	0	0	0
	F	0	0	0	0	0	0	0	0	0	0	0
Manslaughter by Negligence	M	0	0	0	0	0	0	0	0	0	0	0
	F	0	0	0	0	0	0	0	0	0	0	0
Forcible Rape	M	0	0	0	0	0	0	0	0	0	1	0
	F	0	0	0	0	0	0	0	0	0	0	0
Robbery	M	0	0	0	0	0	0	0	0	0	0	0
	F	0	0	0	0	0	0	0	0	0	0	0
Aggravated Assault	M	0	0	2	1	0	1	4	1	2	0	2
	F	0	0	0	0	0	0	0	0	0	0	0
Other Assaults	M	0	3	3	1	0	6	13	1	2	0	0
	F	0	0	2	0	1	0	3	1	0	0	0
Burglary	M	0	0	0	1	0	0	1	0	0	0	0
	F	0	0	0	0	0	0	0	0	0	0	0
Larceny--Theft	M	1	3	1	1	3	3	12	0	1	0	0
	F	0	0	0	0	0	1	1	0	0	0	0
Motor Vehicle Theft	M	0	0	0	0	0	0	0	1	0	0	1
	F	0	0	0	0	0	0	0	0	0	0	0
Arson	M	0	0	0	0	0	0	0	0	0	0	0
	F	0	0	0	0	0	0	0	0	0	0	0
Forgery & Counterfeiting	M	0	0	0	0	0	0	0	0	0	0	0
	F	0	0	0	0	0	0	0	0	0	0	0
Fraud	M	0	0	0	0	0	0	0	0	0	0	0
	F	0	0	0	0	0	0	0	0	0	0	0
Embezzlement	M	0	0	0	0	0	0	0	0	0	0	0
	F	0	0	0	0	0	0	0	0	0	0	0
Stolen Property-Buy, Possess, Receive	M	0	2	0	1	3	2	8	1	0	0	0
	F	0	0	0	0	1	0	1	2	0	0	0
Vandalism	M	0	0	1	0	0	0	1	0	1	0	0
	F	0	0	0	0	0	0	0	0	0	0	0
Weapons-carrying, possession, etc...	M	0	0	0	0	0	0	0	0	0	0	0
	F	0	0	0	0	0	0	0	0	0	0	0
Prostitution & Commercialized Vice	M	0	0	0	0	0	0	0	0	0	0	0
	F	0	0	0	0	0	0	0	0	0	0	0
Other Sex Offenses	M	0	0	0	0	0	0	0	0	0	0	0
	F	0	0	0	0	0	0	0	0	0	0	0
Drug Abuse Violations	M	0	1	5	1	5	2	14	5	5	4	2
	F	0	0	1	0	1	0	2	2	0	1	0
Gambling	M	0	0	0	0	0	0	0	0	0	0	0
	F	0	0	0	0	0	0	0	0	0	0	0
Offenses Against Family & Children	M	0	0	1	1	0	0	2	1	1	0	1
	F	0	0	0	0	0	1	1	0	0	0	0
Driving Under the Influence	M	0	0	0	0	0	0	0	2	3	2	3
	F	0	0	1	0	0	0	1	0	0	0	0
Liquor Laws	M	0	0	3	2	4	6	15	1	4	3	0
	F	0	0	0	5	1	2	8	2	1	0	2
Drunkenness	M	0	0	0	0	0	0	0	0	0	0	0
	F	0	0	0	0	0	0	0	0	0	0	0
Disorderly Conduct	M	0	0	2	2	1	3	8	0	0	0	1
	F	0	0	0	0	0	0	0	0	0	0	0
Vagrancy	M	0	0	0	0	0	0	0	0	0	1	1
	F	0	0	0	0	0	0	0	0	0	0	0
All Other Offenses (except Traffic)	M	0	1	0	4	4	2	11	5	10	10	12
	F	0	0	1	2	6	0	9	2	1	0	0
Suspicion	M	0	0	0	0	0	0	0	0	0	2	1
	F	0	0	0	0	0	0	0	0	0	0	0
Curfew and Loitering Law Violations	M	0	1	3	1	0	0	5	0	0	0	0
	F	0	1	0	0	0	0	1	0	0	0	0
Runaway	M	0	0	0	0	0	0	0	0	0	0	0
	F	0	0	0	0	0	0	0	0	0	0	0
GRAND TOTAL		1	12	26	23	30	29	121	27	31	24	26

# Boulder City PD Arrests By Offense and Age

													over	Total >18	Grand Total
22	23	24	25-29	30-34	35-39	40-44	45-49	50-54	55-59	60-64	64				
0	0	0	0	0	0	0	0	0	0	0	0	0	0	0	0
0	0	0	0	0	0	0	0	0	0	0	0	0	0	0	0
0	0	0	0	0	0	0	0	0	0	0	0	0	0	0	0
0	0	0	0	0	0	0	0	0	0	0	0	0	0	0	0
0	0	0	0	0	0	0	0	0	0	0	0	0	1	1	1
0	0	0	0	0	0	0	0	0	0	0	0	0	0	0	0
0	0	0	0	0	0	0	0	0	0	0	0	0	0	0	0
0	0	0	0	0	0	0	0	0	0	0	0	0	0	0	0
1	0	1	2	7	5	4	0	0	0	1	0	0	26	30	30
1	0	0	1	0	2	1	0	1	0	0	0	0	6	6	6
0	0	0	2	2	3	1	1	0	0	0	0	0	12	25	25
0	0	0	1	3	1	3	0	1	0	0	0	0	10	13	13
0	0	0	0	0	1	0	0	0	0	0	0	0	1	2	2
1	0	0	0	1	0	0	0	0	0	0	0	0	2	2	2
0	1	0	0	0	0	0	0	0	0	0	0	0	2	14	14
0	0	0	0	0	0	0	0	0	0	0	0	0	0	1	1
0	0	0	1	1	0	0	0	0	0	0	0	0	4	4	4
0	0	0	0	0	0	0	0	0	0	0	0	0	0	0	0
0	1	0	0	0	0	0	1	0	0	0	0	0	2	2	2
0	0	0	0	0	0	0	0	0	0	0	0	0	0	0	0
0	0	0	0	0	0	0	0	0	0	0	0	0	0	0	0
0	0	0	0	0	1	0	0	0	0	0	0	0	1	1	1
0	0	0	0	1	0	2	0	0	0	0	0	0	3	3	3
0	0	0	0	0	0	0	0	0	0	0	0	0	0	0	0
0	0	0	0	0	0	0	0	0	0	0	0	0	0	0	0
0	0	0	0	0	0	0	0	0	0	0	0	0	0	0	0
0	0	1	1	2	1	0	0	0	0	0	0	0	6	14	14
0	0	0	0	0	1	0	0	0	0	0	0	0	3	4	4
0	0	0	0	0	0	0	0	0	0	1	0	0	2	3	3
0	0	0	0	0	0	0	0	0	0	0	0	0	0	0	0
0	0	0	0	1	1	0	0	0	0	0	0	0	2	2	2
0	0	0	0	0	0	0	0	0	0	0	0	0	0	0	0
0	0	0	0	0	0	0	0	0	0	0	0	0	0	0	0
0	0	0	0	0	0	0	0	0	0	0	0	0	0	0	0
0	0	0	0	0	0	0	0	0	0	0	0	0	0	0	0
0	1	0	0	0	0	0	0	1	0	0	0	0	2	2	2
0	0	0	0	0	0	0	0	0	0	0	0	0	0	0	0
1	0	2	4	7	7	3	2	0	1	0	1	0	44	58	58
2	0	0	1	1	2	2	1	0	0	0	0	0	12	14	14
0	0	0	0	0	0	0	0	0	0	0	0	0	0	0	0
0	0	0	0	0	0	0	0	0	0	0	0	0	0	0	0
0	0	0	2	2	4	2	0	1	0	0	0	0	14	16	16
0	1	0	0	0	3	1	1	0	0	0	0	0	6	7	7
1	5	5	10	16	15	14	14	1	3	3	2	0	99	99	99
0	0	0	0	3	6	9	1	0	1	2	0	0	22	23	23
0	1	0	0	2	2	0	1	0	0	0	0	0	14	29	29
0	0	0	0	0	1	1	0	0	0	0	0	0	7	15	15
0	0	0	0	2	1	2	1	0	0	0	0	0	6	6	6
0	0	0	0	0	1	0	0	0	0	0	0	0	1	1	1
1	0	0	0	0	2	2	1	0	0	0	0	0	7	15	15
0	0	0	0	0	0	1	0	0	0	0	1	0	2	2	2
0	1	1	0	1	1	1	0	1	0	0	0	0	8	8	8
0	0	0	0	0	0	1	0	0	0	0	0	0	1	1	1
4	12	6	26	37	18	24	10	6	2	0	1	0	183	194	194
5	1	0	3	6	5	7	0	0	0	0	0	0	30	39	39
1	1	0	1	2	3	7	1	1	1	0	0	0	21	21	21
0	0	0	0	0	0	0	0	0	1	0	0	0	1	1	1
0	0	0	0	0	0	0	0	0	0	0	0	0	0	5	5
0	0	0	0	0	0	0	0	0	0	0	0	0	0	1	1
0	0	0	0	0	0	0	0	0	0	0	0	0	0	0	0
0	0	0	0	0	0	0	0	0	0	0	0	0	0	0	0
18	25	16	55	97	87	88	35	13	9	7	5	0	563	684	684

# Carlin PD Arrests By Offense and Age

OFFENSE	SEX	10 & Under	11-12	13-14	15	16	17	Total <18	18	19	20	21
Murder	M	0	0	0	0	0	0	0	0	0	0	0
	F	0	0	0	0	0	0	0	0	0	0	0
Manslaughter by Negligence	M	0	0	0	0	0	0	0	0	0	0	0
	F	0	0	0	0	0	0	0	0	0	0	0
Forcible Rape	M	0	0	0	0	0	0	0	0	0	0	0
	F	0	0	0	0	0	0	0	0	0	0	0
Robbery	M	0	0	0	0	0	0	0	0	0	0	0
	F	0	0	0	0	0	0	0	0	0	0	0
Aggravated Assault	M	0	0	0	0	0	0	0	1	0	1	0
	F	0	0	0	0	0	0	0	0	0	0	0
Other Assaults	M	0	0	0	0	0	0	0	0	0	0	0
	F	0	0	1	0	0	0	1	0	0	0	0
Burglary	M	0	0	0	0	0	2	2	0	0	0	0
	F	0	0	0	1	0	0	1	0	0	0	0
Larceny--Theft	M	0	0	0	0	0	0	0	1	0	0	0
	F	0	0	0	0	0	0	0	0	0	0	0
Motor Vehicle Theft	M	0	0	0	0	0	0	0	0	0	0	0
	F	0	0	0	0	0	0	0	0	0	0	0
Arson	M	0	0	0	0	0	0	0	0	0	0	0
	F	0	0	0	0	0	0	0	0	0	0	0
Forgery & Counterfeiting	M	0	0	0	0	0	0	0	0	0	0	0
	F	0	0	0	0	0	0	0	0	0	0	0
Fraud	M	0	0	0	0	0	0	0	0	0	0	0
	F	0	0	0	0	0	0	0	0	0	0	0
Embezzlement	M	0	0	0	0	0	0	0	0	0	0	0
	F	0	0	0	0	0	0	0	0	0	0	0
Stolen Property-Buy, Possess, Receive	M	0	0	0	0	0	0	0	0	0	0	0
	F	0	0	0	0	0	0	0	0	0	0	0
Vandalism	M	0	0	0	0	0	0	0	0	0	0	0
	F	0	0	0	0	0	0	0	0	0	0	0
Weapons-carrying, possession, etc...	M	0	0	0	0	0	0	0	0	0	1	0
	F	0	0	0	0	0	0	0	0	0	0	0
Prostitution & Commercialized Vice	M	0	0	0	0	0	0	0	0	0	0	0
	F	0	0	0	0	0	0	0	0	0	0	0
Other Sex Offenses	M	0	0	0	0	0	0	0	0	0	0	0
	F	0	0	0	0	0	0	0	0	0	0	0
Drug Abuse Violations	M	0	0	1	0	0	0	1	0	2	0	0
	F	0	0	0	0	0	1	1	0	0	0	0
Gambling	M	0	0	0	0	0	0	0	0	0	0	0
	F	0	0	0	0	0	0	0	0	0	0	0
Offenses Against Family & Children	M	0	0	0	0	0	0	0	0	0	0	0
	F	0	0	0	0	0	0	0	0	0	0	0
Driving Under the Influence	M	0	0	0	0	0	0	0	0	1	0	0
	F	0	0	0	0	0	0	0	0	0	0	0
Liquor Laws	M	0	0	0	0	2	2	4	4	0	0	0
	F	0	0	0	0	0	1	1	0	0	0	0
Drunkenness	M	0	0	0	0	0	0	0	0	0	0	0
	F	0	0	0	0	0	0	0	0	0	0	0
Disorderly Conduct	M	0	0	0	0	0	0	0	0	0	0	0
	F	0	0	0	0	0	0	0	0	0	0	0
Vagrancy	M	0	0	0	0	0	0	0	1	0	0	0
	F	0	0	0	0	0	0	0	0	0	0	0
All Other Offenses (except Traffic)	M	0	0	0	0	0	0	0	0	0	0	0
	F	0	0	0	0	0	0	0	0	0	0	0
Suspicion	M	0	0	1	0	0	0	1	0	0	0	0
	F	0	0	0	0	0	0	0	0	0	0	0
Curfew and Loitering Law Violations	M	0	0	0	0	0	1	1	0	0	0	0
	F	0	0	1	0	0	0	1	0	0	0	0
Runaway	M	0	0	0	0	0	0	0	0	0	0	0
	F	0	0	1	0	0	0	1	0	0	0	0
GRAND TOTAL		0	0	4	1	2	7	14	7	3	2	0

---

2	3	3	13	9	21	12	7	2	3	0	0	87	101
---	---	---	----	---	----	----	---	---	---	---	---	----	-----



# Carson City SO Arrests by Offense and Age

OFFENSE	SEX	10 &	11-12	13-14	15	16	17	Total <18	18	19	20	21
		Under										
Murder	M	0	0	0	0	0	0	0	0	0	0	0
	F	0	0	0	0	0	0	0	0	0	0	0
Manslaughter by Negligence	M	0	0	0	0	0	0	0	0	0	0	0
	F	0	0	0	0	0	0	0	0	0	0	0
Forcible Rape	M	0	0	0	0	0	0	0	0	1	0	0
	F	0	0	0	0	0	0	0	0	0	0	0
Robbery	M	0	0	0	0	2	1	3	1	2	0	0
	F	0	0	1	1	2	0	4	0	0	0	0
Aggravated Assault	M	1	4	0	4	4	4	17	1	1	6	4
	F	0	0	4	4	3	2	13	1	1	0	1
Other Assaults	M	2	4	8	4	4	8	30	7	7	8	11
	F	0	5	7	4	4	3	23	4	5	3	3
Burglary	M	0	2	3	2	1	2	10	2	4	3	3
	F	0	0	5	0	0	0	5	3	0	0	2
Larceny--Theft	M	2	7	7	7	8	7	38	6	4	2	2
	F	1	4	2	2	4	2	15	1	5	1	0
Motor Vehicle Theft	M	0	0	0	3	2	0	5	1	1	0	0
	F	0	0	3	0	0	0	3	0	0	0	0
Arson	M	0	0	1	0	0	0	1	0	0	0	0
	F	0	0	0	0	0	0	0	0	0	0	0
Forgery & Counterfeiting	M	0	0	0	0	0	0	0	0	1	0	1
	F	0	0	0	0	0	0	0	0	0	0	0
Fraud	M	0	0	0	1	0	0	1	1	0	0	1
	F	0	0	0	0	1	0	1	0	0	0	0
Embezzlement	M	0	0	0	0	0	0	0	1	3	1	0
	F	0	0	0	0	2	0	2	0	0	0	0
Stolen Property-Buy, Possess, Receive	M	0	3	3	2	1	1	10	3	6	1	1
	F	0	0	1	0	1	0	2	0	1	0	0
Vandalism	M	0	3	4	9	2	1	19	2	1	1	3
	F	0	1	0	0	0	0	1	0	0	0	0
Weapons-carrying, possession, etc...	M	0	0	1	2	3	3	9	3	2	1	0
	F	0	0	0	1	0	0	1	0	0	0	0
Prostitution & Commercialized Vice	M	0	0	0	0	0	0	0	0	0	0	0
	F	0	0	0	0	0	0	0	0	0	0	0
Other Sex Offenses	M	0	1	2	3	0	0	6	0	1	1	0
	F	0	0	0	0	0	0	0	0	0	0	0
Drug Abuse Violations	M	0	0	5	6	12	12	35	12	16	5	9
	F	0	0	0	0	0	2	2	2	2	0	0
Gambling	M	0	0	0	0	0	0	0	0	1	1	0
	F	0	0	0	0	0	0	0	0	0	1	0
Offenses Against Family & Children	M	0	0	0	0	0	0	0	0	0	0	1
	F	0	0	0	0	0	0	0	0	1	0	0
Driving Under the Influence	M	0	0	0	1	2	1	4	4	6	5	9
	F	0	0	0	0	0	0	0	0	3	1	4
Liquor Laws	M	0	0	4	8	20	24	56	30	24	24	3
	F	0	0	5	8	5	5	23	6	6	1	0
Drunkenness	M	0	0	0	0	0	0	0	0	1	0	4
	F	0	0	0	0	0	0	0	0	1	0	0
Disorderly Conduct	M	2	10	7	7	8	4	38	6	4	2	10
	F	0	0	4	4	3	4	15	3	0	1	3
Vagrancy	M	0	6	5	1	0	0	12	0	1	1	2
	F	0	0	0	0	0	0	0	0	0	0	0
All Other Offenses (except Traffic)	M	7	22	53	26	27	47	182	41	55	38	36
	F	2	6	36	28	26	20	118	8	9	5	5
Suspicion	M	0	0	0	0	0	0	0	0	0	0	0
	F	0	0	0	0	0	0	0	0	0	0	0
Curfew and Loitering Law Violations	M	0	0	10	8	12	17	47	0	0	0	0
	F	0	0	11	5	4	2	22	0	0	0	0
Runaway	M	0	2	8	6	14	11	41	0	0	0	0
	F	0	5	13	13	12	6	49	0	0	0	0
GRAND TOTAL		17	85	213	170	189	189	863	149	176	113	118

# Carson City SO Arrests by Offense and Age

													over 64	Total >18	Grand Total
22	23	24	25-29	30-34	35-39	40-44	45-49	50-54	55-59	60-64					
0	0	0	0	0	1	0	0	0	0	0	0	0	0	1	1
0	0	0	0	1	0	0	0	0	0	0	0	0	0	1	1
0	0	0	0	0	0	0	0	0	0	0	0	0	0	0	0
0	0	0	0	0	0	0	0	0	0	0	0	0	0	0	0
0	0	0	0	0	0	0	0	0	1	0	0	0	2	2	2
0	0	0	0	0	0	0	0	0	0	0	0	0	0	0	0
0	1	2	3	4	0	0	0	0	0	0	0	0	13	16	16
0	0	0	0	0	0	0	0	0	0	0	0	0	0	4	4
3	2	6	8	11	11	8	5	2	1	2	3	74	91	91	91
0	2	0	0	1	5	1	2	0	1	0	0	15	28	28	28
11	10	10	30	40	42	27	17	11	3	1	2	237	267	267	267
0	1	5	10	15	17	6	6	1	1	1	0	78	101	101	101
1	3	1	6	8	5	4	0	2	0	0	1	43	53	53	53
1	0	0	2	3	3	2	1	0	0	1	0	18	23	23	23
3	1	2	10	5	15	7	5	6	2	0	2	72	110	110	110
0	0	0	2	4	5	0	2	1	1	1	0	23	38	38	38
0	1	1	2	1	1	0	0	0	0	0	1	9	14	14	14
0	0	0	0	0	1	0	0	0	0	0	0	1	4	4	4
0	0	0	0	0	0	0	1	0	0	0	0	1	2	2	2
0	0	0	0	0	0	0	1	0	0	0	0	1	1	1	1
0	0	0	3	1	3	3	0	0	0	0	0	12	12	12	12
0	0	2	0	3	2	2	0	0	0	0	0	9	9	9	9
0	0	2	3	1	3	1	0	0	0	0	0	12	13	13	13
0	0	1	0	4	2	1	0	1	0	0	0	9	10	10	10
1	0	0	4	1	0	1	0	1	0	0	0	13	13	13	13
1	0	0	0	5	1	0	1	0	0	0	0	8	10	10	10
2	1	0	7	5	7	4	0	1	0	1	0	39	49	49	49
0	0	1	1	3	3	0	0	0	1	0	0	10	12	12	12
0	1	1	2	2	1	4	2	0	0	0	1	21	40	40	40
0	0	0	0	0	0	0	1	0	0	0	0	1	2	2	2
0	1	1	2	3	0	4	0	2	0	3	0	22	31	31	31
0	0	0	0	0	0	0	0	0	0	0	0	0	1	1	1
0	0	0	0	0	0	0	0	0	0	0	0	0	0	0	0
0	0	0	0	0	0	0	0	2	0	0	0	2	2	2	2
0	0	3	2	1	3	1	2	1	3	0	0	18	24	24	24
0	0	0	0	0	1	0	0	0	0	0	0	1	1	1	1
2	6	4	21	17	10	11	1	1	0	1	0	116	151	151	151
0	0	0	2	4	2	0	1	0	1	0	0	14	16	16	16
0	0	0	0	0	0	0	0	0	0	0	0	2	2	2	2
0	0	0	0	0	0	0	0	0	0	0	0	1	1	1	1
0	0	2	2	2	4	3	2	1	1	0	0	18	18	18	18
0	0	0	2	5	1	0	0	0	0	0	0	9	9	9	9
5	5	2	28	29	30	34	16	5	11	2	4	195	199	199	199
2	1	2	1	10	11	5	5	5	3	0	0	53	53	53	53
2	1	1	8	5	6	5	1	2	0	1	2	115	171	171	171
0	0	1	0	3	1	0	1	0	0	0	0	19	42	42	42
1	0	0	3	7	16	5	12	3	2	0	2	56	56	56	56
0	0	0	1	1	5	6	2	2	3	0	1	22	22	22	22
7	4	4	20	9	7	9	10	5	0	1	3	101	139	139	139
0	2	1	7	4	3	2	6	0	1	1	0	34	49	49	49
0	1	3	1	2	2	3	1	0	1	0	0	18	30	30	30
0	0	0	1	2	0	0	0	0	0	0	0	3	3	3	3
36	28	29	122	114	119	69	43	12	4	8	4	758	940	940	940
6	1	8	17	27	28	19	5	3	4	2	0	147	265	265	265
0	0	0	0	0	0	0	0	0	0	0	0	0	0	0	0
0	0	0	0	0	0	0	0	0	0	0	0	0	0	0	0
0	0	0	0	0	0	0	0	0	0	0	0	0	47	47	47
0	0	0	0	0	0	0	0	0	0	0	0	0	22	22	22
0	0	0	0	0	0	0	0	0	0	0	0	0	41	41	41
0	0	0	0	0	0	0	0	0	0	0	0	0	49	49	49
84	73	95	333	363	377	247	152	70	45	26	26	2447	3310	3310	3310

# Churchill Co SO Arrests By Offense and Age

OFFENSE	SEX	10 &	11-12	13-14	15	16	17	Total <18	18	19	20	21
		Under										
Murder	M	0	0	0	0	0	0	0	0	0	0	0
	F	0	0	0	0	0	0	0	0	0	0	0
Manslaughter by Negligence	M	0	0	0	0	0	0	0	0	0	0	0
	F	0	0	0	0	0	0	0	0	0	0	0
Forcible Rape	M	1	0	0	0	0	0	1	1	0	0	0
	F	0	0	0	0	0	0	0	0	0	0	0
Robbery	M	0	0	0	0	0	0	0	0	0	0	0
	F	0	0	0	0	0	0	0	0	0	0	0
Aggravated Assault	M	0	0	0	0	0	2	2	0	3	1	1
	F	0	0	0	0	0	0	0	0	0	0	0
Other Assaults	M	1	1	1	3	3	7	16	1	4	3	4
	F	0	0	0	3	3	1	7	0	1	0	0
Burglary	M	2	2	1	0	0	0	5	6	2	2	1
	F	0	0	0	0	0	0	0	0	0	0	0
Larceny--Theft	M	0	0	0	0	1	2	3	2	1	0	0
	F	0	0	0	0	0	0	0	2	0	0	0
Motor Vehicle Theft	M	0	0	0	0	1	1	2	0	0	0	0
	F	0	0	0	0	0	0	0	0	0	0	0
Arson	M	0	0	0	0	0	0	0	0	0	0	0
	F	0	0	0	0	0	0	0	0	0	0	0
Forgery & Counterfeiting	M	0	0	0	0	0	0	0	0	1	0	0
	F	0	0	0	0	0	0	0	0	0	0	0
Fraud	M	0	0	0	0	0	0	0	0	2	0	1
	F	0	0	0	0	0	0	0	0	0	0	1
Embezzlement	M	0	0	0	0	0	0	0	0	0	0	0
	F	0	0	0	0	0	0	0	0	0	0	0
Stolen Property-Buy, Possess, Receive	M	0	0	0	0	0	0	0	0	0	0	1
	F	0	0	0	0	0	0	0	0	0	0	0
Vandalism	M	3	1	3	2	1	0	10	0	0	0	1
	F	2	0	0	0	0	0	2	1	0	2	0
Weapons-carrying, possession, etc...	M	0	0	0	0	0	0	0	0	0	0	0
	F	0	0	0	0	0	0	0	0	0	0	0
Prostitution & Commercialized Vice	M	0	0	0	0	0	0	0	0	0	0	0
	F	0	0	0	0	0	0	0	0	0	0	0
Other Sex Offenses	M	3	1	1	0	0	0	5	3	1	1	0
	F	0	0	0	0	0	0	0	0	0	0	0
Drug Abuse Violations	M	0	0	0	0	0	1	1	0	0	0	1
	F	0	0	0	0	0	0	0	0	0	0	0
Gambling	M	0	0	0	0	0	0	0	0	0	0	0
	F	0	0	0	0	0	0	0	0	0	0	0
Offenses Against Family & Children	M	0	0	0	0	0	0	0	0	0	0	0
	F	0	0	0	1	0	0	1	0	0	0	0
Driving Under the Influence	M	0	0	0	0	1	0	1	2	2	2	9
	F	0	0	0	0	0	0	0	0	0	0	1
Liquor Laws	M	0	0	4	2	7	8	21	18	11	11	0
	F	0	0	1	1	3	3	8	3	2	4	0
Drunkeness	M	0	0	0	2	1	1	4	0	0	0	0
	F	0	0	0	1	1	1	3	0	0	0	0
Disorderly Conduct	M	0	0	0	0	0	0	0	0	0	0	0
	F	0	0	0	0	0	0	0	0	0	0	0
Vagrancy	M	0	0	0	0	3	0	3	0	0	0	0
	F	0	0	0	0	1	1	2	0	0	0	0
All Other Offenses (except Traffic)	M	0	1	1	3	2	1	8	6	8	5	7
	F	0	0	4	5	0	2	11	1	2	5	3
Suspicion	M	0	0	1	0	0	0	1	0	1	1	0
	F	0	0	0	0	0	0	0	0	0	1	0
Curfew and Loitering Law Violations	M	0	0	0	0	0	0	0	0	0	0	0
	F	0	0	0	0	0	0	0	0	0	0	0
Runaway	M	0	2	5	1	5	9	22	0	0	0	0
	F	0	0	4	8	11	12	35	0	0	0	0
GRAND TOTAL		12	8	26	32	44	52	174	46	41	38	31

# Churchill Co SO Arrests By Offense and Age

												over	Total >18	Grand Total
22	23	24	25-29	30-34	35-39	40-44	45-49	50-54	55-59	60-64	64			
0	0	0	0	0	0	0	0	0	0	0	0	0	0	0
0	0	0	0	0	0	0	0	0	0	0	0	0	0	0
0	0	0	0	0	0	0	0	0	0	0	0	0	0	0
0	0	0	0	0	0	0	0	0	0	0	0	0	1	2
0	0	0	0	0	0	0	0	0	0	0	0	0	0	0
0	0	0	0	0	0	0	0	0	0	0	0	0	0	0
0	0	0	0	0	0	0	0	0	0	0	0	0	0	0
1	1	0	0	3	2	0	1	1	0	0	0	0	14	16
0	0	1	1	0	0	0	0	0	0	0	0	0	2	2
1	3	1	13	13	5	9	4	5	0	0	0	0	66	82
3	1	0	4	4	1	7	3	0	0	0	0	0	24	31
1	0	0	0	1	1	0	0	0	0	0	0	0	14	19
0	0	0	1	0	0	1	0	0	0	0	0	0	2	2
0	2	2	1	1	0	0	2	2	0	1	0	0	14	17
0	0	0	0	1	0	0	0	0	0	0	0	0	3	3
0	0	0	0	1	0	0	0	0	0	0	0	0	1	3
0	0	0	0	0	0	0	0	0	0	0	0	0	0	0
0	0	0	0	0	0	0	0	0	0	0	0	0	0	0
0	0	0	1	0	0	0	0	0	0	0	0	0	2	2
0	0	0	0	0	0	0	0	0	0	0	0	0	0	0
0	0	0	0	0	2	1	0	2	0	0	0	0	8	8
0	0	0	0	1	0	0	0	1	0	0	0	0	3	3
0	0	0	1	0	1	0	1	0	0	0	0	0	3	3
0	0	0	1	0	0	0	0	0	0	0	0	0	1	1
0	0	0	3	3	0	0	0	0	0	0	0	0	7	7
0	0	0	0	0	0	0	0	0	0	0	0	0	0	0
0	0	1	1	0	0	0	0	0	0	0	0	0	3	13
0	0	0	0	0	0	1	0	0	0	0	0	0	4	6
0	0	1	0	1	0	0	1	1	0	0	0	0	4	4
0	0	0	0	0	0	0	0	0	0	0	0	0	0	0
0	0	0	0	0	0	0	0	0	0	0	0	0	0	0
0	0	0	0	0	0	0	0	0	0	0	0	0	0	0
0	0	0	1	1	0	0	1	0	0	0	0	0	8	13
0	0	0	0	0	0	0	0	0	0	0	0	0	0	0
0	1	0	0	0	0	0	0	0	0	0	0	0	2	3
0	0	0	0	0	0	0	0	0	0	0	0	0	0	0
0	0	0	0	0	0	0	0	0	0	0	0	0	0	0
0	0	0	0	0	0	0	0	0	0	0	0	0	0	0
0	3	0	0	1	2	1	1	0	0	1	0	0	9	9
0	0	0	0	1	0	1	0	0	0	0	0	0	2	3
4	0	0	12	6	9	8	4	1	4	1	2	66	67	
0	2	3	3	1	3	5	0	2	0	1	1	22	22	
0	0	0	0	0	0	0	0	0	0	0	0	40	61	
0	0	0	0	0	0	0	0	0	0	0	0	9	17	
1	0	0	2	1	2	1	1	0	0	0	1	9	13	
0	0	0	2	1	0	1	2	0	0	0	0	6	9	
0	0	0	0	0	0	0	0	0	0	0	0	0	0	0
0	0	0	0	0	0	0	0	0	0	0	0	0	0	0
0	0	0	0	0	0	1	0	0	0	0	0	1	4	4
0	0	0	0	0	0	0	0	0	0	0	0	0	2	2
6	10	3	25	23	25	18	9	8	2	3	2	160	168	
2	4	2	14	6	12	10	5	2	1	0	0	69	80	
1	0	2	6	2	1	0	2	1	2	0	0	19	20	
0	0	0	1	0	1	1	0	0	0	0	0	4	4	
0	0	0	0	0	0	0	0	0	0	0	0	0	0	0
0	0	0	0	0	0	0	0	0	0	0	0	0	0	0
0	0	0	0	0	0	0	0	0	0	0	0	0	22	22
0	0	0	0	0	0	0	0	0	0	0	0	0	35	35
20	27	16	93	72	67	66	37	26	9	7	6	602	776	

# Clark Co Schools PD Arrests By Offense and Age

OFFENSE	SEX	10 &	11-12	13-14	15	16	17	Total <18	18	19	20	21
		Under										
Murder	M	0	0	0	0	0	0	0	0	0	0	0
	F	0	0	0	0	0	0	0	0	0	0	0
Manslaughter by Negligence	M	0	0	0	0	0	0	0	0	0	0	0
	F	0	0	0	0	0	0	0	0	0	0	0
Forcible Rape	M	0	0	0	0	0	0	0	0	0	0	0
	F	0	0	0	0	0	0	0	0	0	0	0
Robbery	M	0	2	4	3	0	2	11	0	1	0	0
	F	0	0	1	0	0	0	1	0	0	0	0
Aggravated Assault	M	2	7	8	1	1	1	20	0	0	0	1
	F	0	0	1	2	0	0	3	0	0	0	0
Other Assaults	M	19	110	116	52	47	41	385	9	2	0	4
	F	0	22	79	29	12	10	152	6	1	1	1
Burglary	M	4	18	25	15	18	6	86	2	1	0	0
	F	1	4	4	0	0	0	9	0	0	0	0
Larceny--Theft	M	2	33	64	18	12	7	136	5	0	0	0
	F	0	9	10	4	1	2	26	0	0	0	0
Motor Vehicle Theft	M	0	1	4	1	1	1	8	0	0	0	0
	F	0	0	0	0	0	0	0	0	0	0	0
Arson	M	3	1	7	1	2	0	14	1	0	0	0
	F	0	0	2	3	1	0	6	0	0	0	0
Forgery & Counterfeiting	M	0	0	1	1	1	0	3	0	0	0	0
	F	0	0	0	0	0	0	0	0	0	0	0
Fraud	M	0	0	0	0	0	0	0	0	0	0	0
	F	0	0	0	0	0	0	0	0	0	0	0
Embezzlement	M	0	0	0	0	0	0	0	0	0	0	0
	F	0	0	0	0	0	0	0	0	0	0	0
Stolen Property-Buy, Possess, Receive	M	2	1	15	6	2	5	31	3	1	0	1
	F	0	1	3	2	0	0	6	0	1	0	0
Vandalism	M	1	31	34	18	22	7	113	2	0	0	0
	F	0	4	12	2	1	3	22	0	0	0	0
Weapons-carrying, possession, etc...	M	2	27	40	17	20	10	116	7	2	0	0
	F	0	3	8	6	1	0	18	1	0	0	0
Prostitution & Commercialized Vice	M	0	0	0	0	0	0	0	0	0	0	0
	F	0	0	0	0	0	0	0	0	0	0	0
Other Sex Offenses	M	0	3	13	5	3	2	26	0	0	0	0
	F	0	0	1	0	0	0	1	0	0	0	0
Drug Abuse Violations	M	0	29	111	129	127	98	494	27	10	6	1
	F	0	10	32	19	24	10	95	1	0	0	0
Gambling	M	0	0	0	0	0	0	0	0	0	0	0
	F	0	0	0	0	0	0	0	0	0	0	0
Offenses Against Family & Children	M	0	0	0	0	0	0	0	0	0	0	0
	F	0	0	0	0	0	0	0	0	0	0	0
Driving Under the Influence	M	0	0	0	0	0	0	0	1	0	0	0
	F	0	0	0	0	0	0	0	0	0	0	0
Liquor Laws	M	0	0	0	0	0	0	0	0	0	0	0
	F	0	0	0	0	0	0	0	0	0	0	0
Drunkenness	M	0	0	0	0	0	0	0	0	0	0	0
	F	0	0	0	0	0	0	0	0	0	0	0
Disorderly Conduct	M	3	32	69	48	35	25	212	8	0	0	0
	F	0	23	49	28	25	11	136	1	0	0	0
Vagrancy	M	0	0	0	0	0	0	0	41	30	11	5
	F	0	0	0	0	0	0	0	2	0	1	0
All Other Offenses (except Traffic)	M	3	189	496	333	281	149	1,451	45	15	13	7
	F	1	110	360	191	118	46	826	5	0	0	1
Suspicion	M	0	0	0	0	0	0	0	0	0	0	0
	F	0	0	0	0	0	0	0	0	0	0	0
Curfew and Loitering Law Violations	M	0	6	35	36	46	36	159	0	0	0	0
	F	0	3	10	10	2	2	27	0	0	0	0
Runaway	M	0	3	11	5	2	5	26	0	0	0	0
	F	0	1	1	0	0	0	2	0	0	0	0
GRAND TOTAL		43	683	1,626	985	805	479	4,621	167	64	32	21



# Clark Co Schools PD Arrests By Offense and Age

22	23	24	25-29	30-34	35-39	40-44	45-49	50-54	55-59	60-64	over 64	Total >18	Grand Total
0	0	0	0	0	0	0	0	0	0	0	0	0	0
0	0	0	0	0	0	0	0	0	0	0	0	0	0
0	0	0	0	0	0	0	0	0	0	0	0	0	0
0	0	0	0	0	0	0	0	0	0	0	0	0	0
0	0	0	0	0	0	0	0	0	0	0	0	0	0
0	0	0	0	0	0	0	0	0	0	0	0	1	12
0	0	0	0	0	0	0	0	0	0	0	0	0	1
0	0	0	0	0	0	0	1	0	0	0	0	2	22
0	0	0	0	0	0	0	0	0	0	0	0	0	3
1	1	0	2	1	3	2	1	1	1	0	0	28	413
0	0	0	2	1	0	0	1	0	0	0	0	13	165
0	0	1	4	3	1	2	0	0	0	2	0	16	102
0	0	0	0	0	0	0	0	0	0	0	0	0	9
0	0	0	0	0	0	0	0	0	0	0	0	5	141
0	0	0	0	0	0	0	0	0	0	0	0	0	26
0	0	0	0	0	0	0	0	0	0	0	0	0	8
0	0	0	0	0	0	0	0	0	0	0	0	0	0
0	0	0	0	0	0	0	0	0	0	0	0	1	15
0	0	0	0	0	0	0	0	0	0	0	0	0	6
0	0	0	0	0	0	0	0	0	0	0	0	0	3
0	0	0	0	0	0	0	0	0	0	0	0	0	0
0	0	0	0	0	0	0	0	0	0	0	0	0	0
0	0	0	0	0	0	0	0	0	0	0	0	0	0
0	0	0	0	0	0	0	0	0	0	0	0	0	0
0	0	0	1	0	2	1	0	0	0	0	0	9	40
0	0	0	0	0	3	1	0	0	0	0	0	5	11
0	1	0	1	0	0	0	0	0	0	0	0	4	117
0	0	0	0	0	1	0	0	0	0	0	0	1	23
0	2	2	1	0	1	0	1	0	0	0	0	16	132
0	0	0	0	0	0	0	0	0	0	0	0	1	19
0	0	0	0	0	0	0	0	0	0	0	0	0	0
0	0	0	0	0	0	0	0	0	0	0	0	0	0
0	0	0	0	0	1	1	1	0	0	0	0	3	29
0	0	0	0	0	0	0	0	0	0	0	0	0	1
6	2	1	2	5	2	2	1	1	0	0	0	66	560
0	0	0	1	2	0	0	0	0	0	0	0	4	99
0	0	0	0	0	0	0	0	0	0	0	0	0	0
0	0	0	0	0	0	0	0	0	0	0	0	0	0
0	0	0	0	0	0	0	0	0	0	0	0	0	0
0	0	0	0	0	0	0	0	0	0	0	0	0	0
0	0	0	1	0	0	1	0	0	0	0	0	3	3
0	0	0	0	0	1	0	0	0	0	0	0	1	1
0	0	0	0	0	0	0	0	0	0	0	0	0	0
0	0	0	0	0	0	0	0	0	0	0	0	0	0
0	0	0	0	0	0	0	0	0	0	0	0	0	0
1	1	0	2	0	1	1	0	0	0	1	0	15	227
0	0	0	0	0	0	0	0	0	0	0	0	1	137
3	2	1	6	5	5	14	3	5	3	1	0	135	135
0	0	0	1	1	2	1	0	0	0	0	0	8	8
6	0	3	11	10	9	17	4	2	3	1	0	146	1,597
0	2	1	1	2	3	1	2	0	0	0	0	18	844
0	0	0	0	0	0	0	0	0	0	0	0	0	0
0	0	0	0	0	0	0	0	0	0	0	0	0	0
0	0	0	0	0	0	0	0	0	0	0	0	0	159
0	0	0	0	0	0	0	0	0	0	0	0	0	27
0	0	0	0	0	0	0	0	0	0	0	0	0	26
0	0	0	0	0	0	0	0	0	0	0	0	0	2
17	11	9	36	30	35	44	15	9	7	5	0	502	5,123

# Douglas Co SO Arrests By Offense and Age

OFFENSE	SEX	10 &	11-12	13-14	15	16	17	Total <18	18	19	20	21
		Under										
Murder	M	0	0	0	0	0	0	0	0	1	0	0
	F	0	0	0	0	0	0	0	0	0	0	0
Manslaughter by Negligence	M	0	0	0	0	0	0	0	0	0	0	0
	F	0	0	0	0	0	0	0	0	0	0	0
Forcible Rape	M	0	0	0	0	0	0	0	0	0	0	0
	F	0	0	0	0	0	0	0	0	0	0	0
Robbery	M	0	0	0	1	1	1	3	0	0	0	0
	F	0	0	0	0	0	0	0	0	0	0	0
Aggravated Assault	M	0	0	0	0	0	0	0	0	1	0	1
	F	0	0	0	1	0	0	1	0	0	0	0
Other Assaults	M	0	6	2	2	11	1	22	11	3	11	5
	F	0	1	1	2	1	2	7	1	1	3	1
Burglary	M	0	0	0	1	0	2	3	3	0	0	0
	F	0	0	0	0	0	0	0	1	1	0	0
Larceny--Theft	M	0	0	3	1	1	0	5	4	3	0	1
	F	0	1	0	1	1	0	3	2	1	0	0
Motor Vehicle Theft	M	0	1	1	0	2	0	4	3	1	0	0
	F	0	0	0	0	1	0	1	0	0	0	0
Arson	M	0	0	0	0	0	0	0	0	0	0	0
	F	0	0	0	0	0	0	0	0	0	0	0
Forgery & Counterfeiting	M	0	0	0	0	1	0	1	0	0	0	0
	F	0	0	0	0	0	0	0	1	0	0	0
Fraud	M	0	0	0	1	0	0	1	1	0	0	1
	F	0	0	0	0	0	0	0	0	0	0	0
Embezzlement	M	0	0	0	0	0	0	0	0	0	0	2
	F	0	0	0	0	1	0	1	0	0	0	0
Stolen Property-Buy, Possess, Receive	M	0	0	0	2	1	1	4	0	0	0	0
	F	0	0	0	0	0	0	0	0	0	1	0
Vandalism	M	0	2	1	0	3	0	6	1	0	0	3
	F	0	0	0	0	0	0	0	0	0	0	0
Weapons-carrying, possession, etc...	M	0	0	1	0	0	0	1	0	0	2	0
	F	0	0	0	0	0	0	0	0	0	0	0
Prostitution & Commercialized Vice	M	0	0	0	0	0	0	0	0	1	0	0
	F	0	0	0	0	0	0	0	0	0	0	0
Other Sex Offenses	M	0	0	0	0	0	2	2	1	0	3	0
	F	0	0	0	0	0	0	0	0	0	0	0
Drug Abuse Violations	M	0	0	2	4	3	2	11	10	4	5	5
	F	0	0	0	1	1	0	2	0	1	1	2
Gambling	M	0	0	0	0	0	0	0	1	1	6	1
	F	0	0	0	0	0	0	0	0	0	0	0
Offenses Against Family & Children	M	0	0	0	0	0	0	0	0	0	1	0
	F	0	0	0	0	0	0	0	1	0	0	1
Driving Under the Influence	M	0	0	0	0	1	1	2	7	3	6	11
	F	0	0	0	0	0	0	0	0	0	1	1
Liquor Laws	M	0	0	4	1	4	6	15	12	5	12	0
	F	0	0	1	2	1	1	5	1	0	1	0
Drunkenness	M	0	0	0	0	0	0	0	0	3	3	2
	F	0	0	0	0	0	0	0	0	0	0	0
Disorderly Conduct	M	0	0	0	0	1	3	4	2	13	9	12
	F	0	0	0	1	0	0	1	2	1	0	0
Vagrancy	M	0	0	0	0	0	0	0	0	1	0	0
	F	0	0	0	0	0	0	0	0	0	0	0
All Other Offenses (except Traffic)	M	0	2	3	5	9	4	23	23	31	28	32
	F	0	0	0	2	1	4	7	8	4	4	4
Suspicion	M	0	0	0	0	0	0	0	0	0	0	0
	F	0	0	0	0	0	0	0	0	0	0	0
Curfew and Loitering Law Violations	M	1	0	0	0	1	0	2	0	0	0	0
	F	0	0	0	0	0	0	0	0	0	0	0
Runaway	M	0	0	2	0	1	1	4	0	0	0	0
	F	0	0	0	0	9	0	9	0	0	0	0
GRAND TOTAL		1	13	21	28	56	31	150	96	80	97	85

# Douglas Co SO Arrests By Offense and Age

22	23	24	25-29	30-34	35-39	40-44	45-49	50-54	55-59	60-64	over 64	Total >18	Grand Total
0	0	0	0	0	1	0	0	0	0	0	0	2	2
0	0	0	0	0	0	0	0	0	0	0	0	0	0
0	0	0	0	0	0	0	0	0	0	0	0	0	0
0	0	0	0	0	0	0	0	0	0	0	0	0	0
0	0	0	0	0	0	0	0	0	0	0	0	0	0
0	0	0	0	0	0	0	0	0	0	0	0	0	0
0	0	0	0	0	0	0	0	1	0	0	0	1	4
0	0	0	0	0	0	0	0	0	0	0	0	0	0
0	1	2	2	1	4	2	0	0	0	0	1	15	15
0	0	0	0	1	1	0	1	0	0	0	0	3	4
7	12	3	24	22	18	27	17	9	4	3	1	177	199
2	1	3	10	8	7	9	9	1	0	0	0	56	63
1	0	0	0	0	3	3	1	1	0	0	0	12	15
1	0	1	0	1	3	0	0	0	0	0	0	8	8
0	2	2	9	4	4	1	1	0	1	0	0	32	37
1	0	0	1	2	2	2	2	1	0	0	0	14	17
3	0	1	2	4	1	0	0	0	0	0	0	15	19
2	0	0	0	0	0	0	0	0	0	0	0	2	3
0	0	0	0	0	0	0	0	0	0	0	0	0	0
0	0	0	0	0	0	0	0	0	0	0	0	0	0
0	1	0	0	1	3	1	1	0	0	0	0	7	8
0	0	0	0	0	1	0	0	0	0	0	0	2	2
2	0	0	4	5	6	3	4	0	1	0	0	27	28
0	0	0	0	2	2	4	0	0	0	0	0	8	8
1	0	0	0	0	5	0	0	0	0	0	0	8	8
0	1	0	0	0	2	1	0	0	0	0	0	4	5
1	0	0	1	0	0	3	1	0	0	0	0	6	10
0	0	0	0	1	0	0	0	0	0	0	0	2	2
0	0	1	1	0	0	0	0	0	0	0	0	6	12
0	0	0	0	0	0	0	0	0	0	0	0	0	0
0	0	0	1	0	0	2	1	0	0	0	0	6	7
0	0	0	0	0	0	0	0	0	0	0	0	0	0
1	0	0	0	0	0	0	0	0	0	0	0	2	2
0	0	0	0	0	0	0	0	0	0	0	0	0	0
4	0	0	1	0	1	1	0	0	0	0	2	13	15
0	0	0	0	0	0	0	0	0	0	0	0	0	0
6	7	2	9	10	9	10	3	4	1	0	0	85	96
1	0	0	4	4	1	0	1	0	0	0	0	15	17
0	0	0	0	0	0	0	0	0	0	0	0	9	9
0	0	1	0	0	0	0	0	0	0	0	0	1	1
1	0	0	1	1	1	1	2	1	0	1	0	10	10
1	1	0	1	0	1	1	0	0	0	0	0	7	7
6	9	5	20	27	19	28	17	14	5	6	3	186	188
0	1	1	1	4	12	8	2	2	1	1	2	37	37
0	0	0	0	0	0	0	0	0	0	0	1	30	45
0	0	0	0	0	0	0	0	0	0	0	0	2	7
3	2	1	8	3	5	3	4	1	1	1	0	40	40
1	0	0	3	0	1	2	1	0	1	0	1	10	10
15	13	6	27	11	8	7	7	4	2	0	1	137	141
1	0	1	2	2	1	2	0	1	0	0	0	13	14
0	0	0	0	0	0	0	0	0	0	0	0	1	1
0	0	0	0	0	0	0	0	0	0	0	0	0	0
24	29	19	71	65	75	63	43	19	12	5	5	544	567
3	1	1	17	23	27	10	6	1	1	0	2	112	119
0	0	0	0	0	0	0	0	0	0	0	0	0	0
0	0	0	0	0	0	0	0	0	0	0	0	0	0
0	0	0	0	0	0	0	0	0	0	0	0	0	2
0	0	0	0	0	0	0	0	0	0	0	0	0	0
0	0	0	0	0	0	0	0	0	0	0	0	0	4
0	0	0	0	0	0	0	0	0	0	0	0	0	9
88	81	50	220	202	224	194	124	60	30	17	19	1,667	1817

# Elko Co SO Arrests By Offense and Age

OFFENSE	SEX	10 & Under	11-12	13-14	15	16	17	Total <18	18	19	20	21
Murder	M	0	0	0	0	0	0	0	0	0	0	0
	F	0	0	0	0	0	0	0	0	0	0	0
Manslaughter by Negligence	M	0	0	0	0	0	0	0	0	0	0	0
	F	0	0	0	0	0	0	0	0	0	0	0
Forcible Rape	M	0	0	0	0	0	0	0	0	0	0	0
	F	0	0	0	0	0	0	0	0	0	0	0
Robbery	M	0	0	0	0	0	0	0	0	0	0	0
	F	0	0	0	0	0	0	0	0	0	0	0
Aggravated Assault	M	0	0	2	2	0	2	6	1	2	1	2
	F	0	0	0	0	0	0	0	0	0	0	0
Other Assaults	M	0	2	2	2	2	1	9	0	0	2	2
	F	0	0	2	1	0	1	4	0	0	0	0
Burglary	M	0	0	1	5	3	0	9	1	1	0	0
	F	0	0	0	1	0	0	1	0	0	0	0
Larceny--Theft	M	0	2	1	0	2	0	5	0	0	0	0
	F	0	0	1	1	0	0	2	0	0	0	1
Motor Vehicle Theft	M	0	0	2	0	2	0	4	1	0	0	0
	F	0	0	0	1	0	0	1	0	0	0	0
Arson	M	0	0	0	0	0	0	0	0	0	0	0
	F	0	0	0	0	0	0	0	0	0	0	0
Forgery & Counterfeiting	M	0	0	0	0	1	0	1	0	0	0	0
	F	0	0	0	0	0	0	0	0	0	0	0
Fraud	M	0	0	0	0	0	0	0	0	0	0	0
	F	0	0	0	0	0	0	0	0	0	0	0
Embezzlement	M	0	0	0	0	0	0	0	0	0	0	0
	F	0	0	0	0	0	0	0	0	0	0	0
Stolen Property-Buy, Possess, Receive	M	0	0	2	2	2	0	6	1	0	1	0
	F	0	0	1	1	0	0	2	0	0	0	0
Vandalism	M	0	2	3	0	1	2	8	2	0	0	0
	F	0	0	0	0	0	0	0	0	0	0	0
Weapons-carrying, possession, etc...	M	0	0	0	0	0	0	0	0	0	0	0
	F	0	0	0	0	0	0	0	0	0	0	0
Prostitution & Commercialized Vice	M	0	0	0	0	0	0	0	0	0	0	0
	F	0	0	0	0	0	0	0	0	0	0	0
Other Sex Offenses	M	0	1	0	0	0	0	1	0	0	0	0
	F	0	0	0	0	0	0	0	0	0	0	0
Drug Abuse Violations	M	0	0	1	0	2	0	3	2	1	0	0
	F	0	0	0	1	0	0	1	0	0	0	0
Gambling	M	0	0	0	0	0	0	0	0	0	0	0
	F	0	0	0	0	0	0	0	0	0	0	0
Offenses Against Family & Children	M	0	0	1	0	0	0	1	3	0	0	0
	F	0	0	0	0	0	0	0	0	0	0	0
Driving Under the Influence	M	0	0	0	0	0	1	1	1	2	2	3
	F	0	0	0	0	0	0	0	0	0	0	0
Liquor Laws	M	0	0	2	3	3	2	10	4	5	1	1
	F	0	0	0	2	0	0	2	1	0	0	0
Drunkenness	M	0	0	0	0	0	0	0	0	0	0	0
	F	0	0	0	0	0	0	0	0	0	0	0
Disorderly Conduct	M	0	0	1	0	0	0	1	0	1	1	1
	F	0	0	0	1	0	0	1	0	0	0	0
Vagrancy	M	0	0	0	0	0	0	0	0	0	0	0
	F	0	0	0	0	0	0	0	0	0	0	0
All Other Offenses (except Traffic)	M	1	0	3	4	5	3	16	0	1	4	3
	F	0	0	1	2	0	2	5	0	0	0	2
Suspicion	M	0	0	0	1	0	0	1	0	0	0	0
	F	0	0	0	0	1	0	1	0	0	0	0
Curfew and Loitering Law Violations	M	0	0	0	2	0	1	3	0	0	0	0
	F	0	0	1	1	1	0	3	0	0	0	0
Runaway	M	0	0	1	1	0	0	2	0	0	0	0
	F	0	0	0	4	0	1	5	0	0	0	0
GRAND TOTAL		1	7	28	38	25	16	115	17	13	12	15

# Elko Co SO Arrests By Offense and Age

over													Total >18	Grand Total
22	23	24	25-29	30-34	35-39	40-44	45-49	50-54	55-59	60-64	64			
0	0	0	0	0	0	0	0	0	0	0	0	0	0	0
0	0	0	0	0	0	0	0	0	0	0	0	0	0	0
0	0	0	0	0	0	0	0	0	0	0	0	0	0	0
0	0	0	0	0	0	0	0	0	0	0	0	0	0	0
0	0	0	1	0	0	0	1	0	0	0	0	0	2	2
0	0	0	0	0	0	0	0	0	0	0	0	0	0	0
0	0	0	0	0	0	0	0	0	0	0	0	0	0	0
0	0	0	0	0	0	0	0	0	0	0	0	0	0	0
1	0	0	1	2	5	4	2	1	0	0	0	0	22	28
0	0	0	0	1	0	0	0	0	0	0	0	0	1	1
1	2	0	2	5	8	4	6	2	1	1	1	1	37	46
0	1	0	3	1	3	0	0	0	0	0	0	0	8	12
2	0	0	1	0	1	1	0	0	0	0	0	0	7	16
0	0	0	0	0	1	0	0	0	0	0	0	0	1	2
0	1	0	1	0	0	0	0	0	0	0	0	0	2	7
0	0	0	0	0	0	0	0	0	0	0	0	0	1	3
0	0	0	0	0	0	0	0	0	0	0	0	0	1	5
0	0	0	0	1	0	0	1	0	0	0	0	0	2	3
0	0	0	0	0	0	0	0	0	0	0	0	0	0	0
0	0	0	0	0	0	0	0	0	0	0	0	0	0	0
0	0	0	0	1	0	0	0	0	0	0	0	0	1	2
0	0	0	0	0	0	0	0	0	0	0	0	0	0	0
0	0	0	0	0	1	0	0	0	0	0	0	0	1	1
0	0	0	0	0	0	0	0	0	0	0	0	0	0	0
0	0	0	0	0	0	0	0	0	0	0	0	0	0	0
0	0	0	0	0	0	0	0	0	0	0	0	0	0	0
1	0	1	1	1	0	0	1	0	0	0	0	0	7	13
0	0	0	0	0	0	0	0	0	0	0	0	0	0	2
0	0	0	0	0	0	0	0	0	0	0	0	0	2	10
0	0	0	0	0	0	0	0	0	0	0	0	0	0	0
0	0	0	2	0	0	1	0	0	0	1	0	0	4	4
0	0	0	0	0	0	0	0	0	0	0	0	0	0	0
0	0	0	0	0	0	0	0	0	0	0	0	0	0	0
0	0	0	0	0	0	0	0	0	0	0	0	0	0	0
0	0	1	1	0	0	0	0	0	0	0	0	0	2	3
0	0	0	0	0	0	0	0	0	0	0	0	0	0	0
0	1	0	1	3	1	3	0	0	0	1	0	0	13	16
0	0	0	0	0	0	0	1	0	0	0	0	0	1	2
0	0	0	0	0	0	0	0	0	0	0	0	0	0	0
0	0	0	0	0	0	0	0	0	0	0	0	0	0	0
0	1	1	0	0	0	0	0	0	0	0	1	0	6	7
0	0	0	0	0	0	0	0	0	0	0	0	0	0	0
4	4	0	13	7	1	11	5	5	3	0	0	0	61	62
0	0	0	2	0	2	2	3	0	1	1	0	0	11	11
0	0	0	0	0	1	0	0	0	0	0	0	0	12	22
0	0	0	0	0	0	0	0	0	0	0	0	0	1	3
0	0	0	0	0	0	0	0	0	0	0	0	0	0	0
0	0	0	0	0	0	0	0	0	0	0	0	0	0	0
0	0	0	0	0	0	0	0	0	0	0	0	0	0	0
0	0	0	0	1	1	0	0	0	0	0	0	0	5	6
0	0	0	1	0	1	0	0	0	0	0	0	0	2	3
0	0	0	0	0	0	0	0	0	0	0	0	0	0	0
0	0	0	0	0	0	0	0	0	0	0	0	0	0	0
3	0	1	10	4	8	9	3	3	1	0	0	0	50	66
0	0	0	1	1	1	2	0	0	0	0	0	0	7	12
0	0	0	0	0	0	0	0	0	0	0	0	0	0	1
0	0	0	0	0	0	0	0	0	0	0	0	0	0	1
0	0	0	0	0	0	0	0	0	0	0	0	0	0	3
0	0	0	0	0	0	0	0	0	0	0	0	0	0	3
0	0	0	0	0	0	0	0	0	0	0	0	0	0	2
0	0	0	0	0	0	0	0	0	0	0	0	0	0	5
12	10	4	41	28	35	37	23	11	6	4	2	270	385	

# Elko PD Arrests By Offense and Age

OFFENSE	SEX	10 & Under	11-12	13-14	15	16	17	Total <18	18	19	20	21
Murder	M	0	0	0	0	0	0	0	0	0	0	0
	F	0	0	0	0	0	0	0	0	0	0	0
Manslaughter by Negligence	M	0	0	0	0	0	0	0	0	0	0	0
	F	0	0	0	0	0	0	0	0	0	0	0
Forcible Rape	M	0	0	0	0	0	0	0	0	0	0	0
	F	0	0	0	0	0	0	0	0	0	0	0
Robbery	M	0	0	0	0	0	0	0	0	0	0	0
	F	0	0	0	0	0	0	0	0	0	0	0
Aggravated Assault	M	0	0	0	1	0	0	1	1	0	2	0
	F	0	0	0	0	0	0	0	0	0	0	0
Other Assaults	M	0	1	0	0	1	1	3	2	3	2	4
	F	0	0	3	0	2	1	6	2	0	1	2
Burglary	M	0	0	3	3	2	0	8	2	0	2	1
	F	0	0	3	0	0	0	3	0	0	0	0
Larceny--Theft	M	0	0	8	6	3	8	25	2	4	7	1
	F	1	0	5	3	1	3	13	1	1	2	0
Motor Vehicle Theft	M	0	0	0	1	1	1	3	1	0	0	0
	F	0	0	0	0	0	0	0	0	0	0	0
Arson	M	0	0	0	0	0	0	0	0	0	0	0
	F	0	0	0	0	0	0	0	0	0	0	0
Forgery & Counterfeiting	M	0	0	0	0	1	0	1	0	0	0	0
	F	0	0	0	0	0	0	0	1	0	0	0
Fraud	M	0	0	0	0	0	0	0	0	0	1	0
	F	0	0	0	0	0	0	0	0	2	0	0
Embezzlement	M	0	0	0	0	0	1	1	1	0	0	0
	F	0	0	0	0	0	0	0	0	0	0	1
Stolen Property-Buy, Possess, Receive	M	0	0	1	1	2	0	4	0	1	0	1
	F	0	0	0	0	1	0	1	0	0	1	0
Vandalism	M	0	0	2	1	1	0	4	0	0	0	1
	F	0	0	0	0	0	0	0	0	0	0	0
Weapons-carrying, possession, etc...	M	0	0	2	0	0	0	2	0	0	0	0
	F	0	0	0	0	0	0	0	0	0	0	0
Prostitution & Commercialized Vice	M	0	0	0	0	0	0	0	0	0	0	0
	F	0	0	0	0	0	0	0	0	0	0	0
Other Sex Offenses	M	0	0	0	0	0	0	0	1	0	1	0
	F	0	0	0	0	0	0	0	0	0	0	0
Drug Abuse Violations	M	0	0	1	3	7	3	14	4	2	0	0
	F	0	0	0	0	1	3	4	0	0	0	0
Gambling	M	0	0	0	0	0	0	0	1	0	0	0
	F	0	0	0	0	0	0	0	0	0	0	0
Offenses Against Family & Children	M	0	0	0	0	1	1	2	0	0	0	0
	F	0	1	0	0	0	1	2	0	0	0	0
Driving Under the Influence	M	0	0	0	0	0	2	2	7	3	3	1
	F	0	0	0	0	0	1	1	0	1	0	0
Liquor Laws	M	0	0	9	4	9	25	47	12	10	7	1
	F	0	0	4	3	4	1	12	7	2	2	0
Drunkenness	M	0	0	0	0	0	0	0	0	0	0	0
	F	0	0	0	0	0	0	0	0	0	0	0
Disorderly Conduct	M	0	0	1	2	0	1	4	3	0	0	1
	F	0	0	0	0	0	0	0	0	0	0	1
Vagrancy	M	0	0	0	0	0	0	0	0	0	0	0
	F	0	0	0	0	0	0	0	0	0	0	0
All Other Offenses (except Traffic)	M	0	0	5	4	3	3	15	7	11	10	12
	F	0	0	1	0	1	1	3	6	5	6	5
Suspicion	M	0	0	0	0	0	0	0	0	0	0	0
	F	0	0	0	0	0	0	0	0	0	0	0
Curfew and Loitering Law Violations	M	0	0	2	4	3	2	11	0	0	0	0
	F	0	0	0	2	5	1	8	0	0	0	0
Runaway	M	0	0	0	0	0	0	0	0	0	0	0
	F	0	0	0	0	0	0	0	0	0	0	0
GRAND TOTAL		1	2	50	38	49	60	200	61	45	47	32



# Elko PD Arrests By Offense and Age

												over	Total >18	Grand Total
22	23	24	25-29	30-34	35-39	40-44	45-49	50-54	55-59	60-64	64			
0	0	0	0	0	0	0	0	0	0	0	0	0	0	0
0	0	0	0	0	0	0	0	0	0	0	0	0	0	0
0	0	0	0	0	0	0	0	0	0	0	0	0	0	0
0	0	0	0	0	0	0	0	0	0	0	0	0	0	0
0	0	1	0	0	0	1	0	0	0	0	0	2	2	2
0	0	0	0	0	0	0	0	0	0	0	0	0	0	0
0	0	0	1	1	0	0	0	0	1	0	0	3	3	3
0	0	0	0	0	0	0	0	0	0	0	0	0	0	0
0	2	0	3	0	1	1	0	0	0	0	0	10	11	11
0	1	0	0	1	0	0	0	0	0	0	0	2	2	2
4	3	3	20	18	8	17	1	2	1	0	0	88	91	91
2	0	0	8	5	6	1	1	0	0	0	0	28	34	34
0	0	0	3	1	1	0	0	0	0	0	0	10	18	18
1	0	0	0	0	1	1	0	0	0	0	0	3	6	6
1	2	0	2	0	4	4	1	0	3	1	0	32	57	57
0	1	0	1	0	0	3	1	0	1	1	0	12	25	25
0	0	0	0	0	0	0	0	0	0	1	0	2	5	5
0	0	0	0	0	0	0	0	0	0	0	0	0	0	0
0	0	0	0	0	0	0	0	0	0	0	0	0	0	0
0	0	0	1	0	1	0	0	0	0	0	0	2	3	3
0	0	0	1	0	0	1	0	0	0	0	0	3	3	3
0	1	0	1	3	0	3	0	2	0	0	0	11	11	11
0	0	0	1	1	0	0	0	0	0	0	0	4	4	4
0	0	0	0	1	1	0	0	0	0	0	0	3	4	4
0	0	0	0	1	0	0	1	0	0	0	0	3	3	3
0	1	1	1	0	1	1	1	0	0	0	0	8	12	12
0	0	0	0	0	1	0	0	0	0	0	0	2	3	3
0	2	1	1	1	0	0	1	0	0	0	0	7	11	11
0	0	0	0	1	0	1	0	0	0	0	0	2	2	2
0	1	0	1	2	0	0	0	1	0	0	0	5	7	7
0	0	0	0	0	0	0	0	0	0	0	0	0	0	0
0	0	0	0	0	0	0	0	0	0	0	0	0	0	0
0	0	0	0	0	0	0	0	0	0	0	0	0	0	0
0	1	0	0	0	0	2	1	0	0	0	0	6	6	6
0	0	0	0	0	0	0	0	0	0	0	0	0	0	0
0	1	0	4	0	0	1	0	0	0	0	0	12	26	26
0	0	0	1	1	1	0	1	0	0	0	0	4	8	8
0	0	0	0	0	0	0	0	0	0	0	0	1	1	1
0	0	0	0	0	0	0	0	0	0	0	0	0	0	0
0	0	0	0	0	0	0	0	0	0	0	0	0	2	2
0	0	0	0	0	0	0	0	0	0	0	0	0	2	2
1	4	1	13	13	15	14	12	4	5	0	0	96	98	98
1	0	2	5	5	1	5	2	0	1	0	0	23	24	24
2	1	0	1	1	1	1	0	1	0	0	0	38	85	85
2	0	0	0	0	0	0	0	0	0	0	0	13	25	25
0	0	0	0	0	0	0	0	0	0	0	0	0	0	0
0	0	0	0	0	0	0	0	0	0	0	0	0	0	0
1	1	0	5	4	7	8	4	5	1	0	0	40	44	44
0	0	0	0	2	1	1	0	0	0	1	0	6	6	6
0	0	0	0	0	0	0	0	0	0	0	0	0	0	0
0	0	0	0	0	0	0	0	0	0	0	0	0	0	0
12	10	6	21	12	23	25	9	4	2	3	1	168	183	183
6	3	3	13	8	15	13	7	3	0	0	0	93	96	96
0	0	0	0	0	0	0	0	0	0	0	0	0	0	0
0	0	0	0	0	0	0	0	0	0	0	0	0	0	0
0	0	0	0	0	0	0	0	0	0	0	0	0	11	11
0	0	0	0	0	0	0	0	0	0	0	0	0	8	8
0	0	0	0	0	0	0	0	0	0	0	0	0	0	0
0	0	0	0	0	0	0	0	0	0	0	0	0	0	0
33	35	18	109	82	89	104	43	22	15	7	1	743	943	943

# Esmeralda SO Arrests By Offense and Age

OFFENSE	SEX	10 & Under	11-12	13-14	15	16	17	Total <18	18	19	20	21
Murder	M	0	0	0	0	0	0	0	0	0	0	0
	F	0	0	0	0	0	0	0	0	0	0	0
Manslaughter by Negligence	M	0	0	0	0	0	0	0	0	0	0	0
	F	0	0	0	0	0	0	0	0	0	0	0
Forcible Rape	M	0	0	0	0	0	0	0	0	0	0	0
	F	0	0	0	0	0	0	0	0	0	0	0
Robbery	M	0	0	0	0	0	0	0	0	0	0	0
	F	0	0	0	0	0	0	0	0	0	0	0
Aggravated Assault	M	0	0	0	0	0	0	0	1	0	0	0
	F	0	0	0	0	0	0	0	0	0	0	0
Other Assaults	M	0	0	0	0	0	0	0	1	0	0	0
	F	0	0	0	0	1	0	1	0	0	0	0
Burglary	M	0	0	0	0	0	0	0	0	0	0	0
	F	0	0	0	0	0	0	0	0	0	0	0
Larceny--Theft	M	0	0	0	0	0	0	0	1	0	0	1
	F	0	0	0	0	0	0	0	0	0	0	0
Motor Vehicle Theft	M	0	0	0	0	0	0	0	0	0	0	0
	F	0	0	0	0	0	0	0	0	0	0	0
Arson	M	0	0	0	0	0	0	0	0	0	0	0
	F	0	0	0	0	0	0	0	0	0	0	0
Forgery & Counterfeiting	M	0	0	0	0	0	0	0	0	0	0	0
	F	0	0	0	0	0	0	0	0	0	0	0
Fraud	M	0	0	0	0	0	0	0	0	0	0	0
	F	0	0	0	0	0	0	0	0	0	0	0
Embezzlement	M	0	0	0	0	0	0	0	0	0	0	0
	F	0	0	0	0	0	0	0	0	0	0	0
Stolen Property-Buy, Possess, Receive	M	0	0	0	0	0	0	0	0	0	0	0
	F	0	0	0	1	0	1	2	0	0	0	0
Vandalism	M	0	0	0	0	0	0	0	0	0	0	0
	F	0	0	0	0	0	0	0	0	0	0	0
Weapons-carrying, possession, etc...	M	0	0	0	0	0	0	0	0	0	0	0
	F	0	0	0	0	0	0	0	0	0	0	0
Prostitution & Commercialized Vice	M	0	0	0	0	0	0	0	0	0	0	0
	F	0	0	0	0	0	0	0	0	0	0	0
Other Sex Offenses	M	0	0	0	0	0	0	0	0	0	0	0
	F	0	0	0	0	0	0	0	0	0	0	0
Drug Abuse Violations	M	0	0	0	0	0	0	0	0	0	1	2
	F	0	0	0	0	0	0	0	0	1	0	1
Gambling	M	0	0	0	0	0	0	0	0	0	0	0
	F	0	0	0	0	0	0	0	0	0	0	0
Offenses Against Family & Children	M	0	0	0	0	0	0	0	0	0	0	0
	F	0	0	0	0	0	0	0	0	0	0	0
Driving Under the Influence	M	0	0	0	0	0	0	0	0	0	0	0
	F	0	0	0	0	0	0	0	0	0	0	0
Liquor Laws	M	0	0	0	0	0	0	0	0	0	1	0
	F	0	0	0	0	0	0	0	0	0	0	0
Drunkenness	M	0	0	0	0	0	0	0	0	0	0	0
	F	0	0	0	0	0	0	0	0	0	0	0
Disorderly Conduct	M	0	0	0	0	0	0	0	0	0	0	0
	F	0	0	0	0	0	0	0	0	0	0	0
Vagrancy	M	0	0	0	0	0	0	0	0	0	0	0
	F	0	0	0	0	0	0	0	0	0	0	0
All Other Offenses (except Traffic)	M	1	0	1	2	0	1	5	2	0	2	0
	F	1	0	0	0	0	0	1	0	0	0	0
Suspicion	M	0	0	0	0	0	0	0	0	0	0	0
	F	0	0	0	0	0	0	0	0	0	0	0
Curfew and Loitering Law Violations	M	0	0	0	0	0	0	0	0	0	0	0
	F	0	0	0	0	0	0	0	0	0	0	0
Runaway	M	0	0	0	0	0	0	0	0	0	0	0
	F	0	0	0	0	0	0	0	0	0	0	0
GRAND TOTAL		2	0	1	3	1	2	9	5	1	4	4

---

93

# Eureka Co SO Arrests By Offense and Age

OFFENSE	SEX	10 & Under	11-12	13-14	15	16	17	Total <18	18	19	20	21
Murder	M	0	0	0	0	0	0	0	0	0	0	0
	F	0	0	0	0	0	0	0	0	0	0	0
Manslaughter by Negligence	M	0	0	0	0	0	0	0	0	0	0	0
	F	0	0	0	0	0	0	0	0	0	0	0
Forcible Rape	M	0	0	0	0	0	0	0	0	0	0	0
	F	0	0	0	0	0	0	0	0	0	0	0
Robbery	M	0	0	0	0	0	0	0	0	0	0	0
	F	0	0	0	0	0	0	0	0	0	0	0
Aggravated Assault	M	0	0	0	0	0	0	0	1	1	0	0
	F	0	0	0	0	0	0	0	0	0	0	0
Other Assaults	M	0	0	0	0	0	0	0	0	0	0	0
	F	0	0	0	0	0	0	0	0	0	0	0
Burglary	M	0	0	0	0	0	0	0	0	0	0	0
	F	0	0	0	0	0	0	0	0	0	0	0
Larceny--Theft	M	0	0	0	0	0	0	0	0	0	0	0
	F	0	0	0	0	0	0	0	0	0	0	0
Motor Vehicle Theft	M	0	0	0	0	0	0	0	0	0	0	0
	F	0	0	0	0	0	0	0	0	0	0	0
Arson	M	0	0	0	0	0	0	0	0	0	0	0
	F	0	0	0	0	0	0	0	0	0	0	0
Forgery & Counterfeiting	M	0	0	0	0	0	0	0	0	0	0	0
	F	0	0	0	0	0	0	0	0	0	0	0
Fraud	M	0	0	0	0	0	0	0	0	0	0	0
	F	0	0	0	0	0	0	0	0	0	0	0
Embezzlement	M	0	0	0	0	0	0	0	0	0	0	0
	F	0	0	0	0	0	0	0	0	0	0	0
Stolen Property-Buy, Possess, Receive	M	0	0	0	0	0	0	0	0	0	0	0
	F	0	0	0	0	0	0	0	0	0	0	0
Vandalism	M	0	0	1	0	0	0	1	3	0	0	0
	F	0	0	0	0	0	0	0	0	0	0	0
Weapons-carrying, possession, etc...	M	0	0	0	0	0	0	0	0	0	0	0
	F	0	0	0	0	0	0	0	0	0	0	0
Prostitution & Commercialized Vice	M	0	0	0	0	0	0	0	0	0	0	0
	F	0	0	0	0	0	0	0	0	0	0	0
Other Sex Offenses	M	0	0	0	0	0	0	0	0	0	0	0
	F	0	0	0	0	0	0	0	0	0	0	0
Drug Abuse Violations	M	1	0	0	0	0	0	1	0	0	0	0
	F	0	0	0	0	0	0	0	0	0	0	0
Gambling	M	0	0	0	0	0	0	0	0	0	0	0
	F	0	0	0	0	0	0	0	0	0	0	0
Offenses Against Family & Children	M	0	0	0	0	0	0	0	0	0	0	0
	F	0	0	0	0	0	0	0	0	0	0	0
Driving Under the Influence	M	0	0	0	0	0	0	0	0	0	0	0
	F	0	0	0	0	0	0	0	0	0	0	0
Liquor Laws	M	0	0	0	0	0	0	0	2	1	0	0
	F	0	0	0	0	0	0	0	0	0	0	0
Drunkenness	M	0	0	0	0	0	0	0	0	0	0	0
	F	0	0	0	0	0	0	0	0	0	0	0
Disorderly Conduct	M	0	0	0	0	0	0	0	0	0	0	0
	F	0	0	0	0	0	0	0	0	0	0	0
Vagrancy	M	0	0	0	0	0	0	0	0	0	0	0
	F	0	0	0	0	0	0	0	0	0	0	0
All Other Offenses (except Traffic)	M	0	0	0	0	2	0	2	0	0	0	1
	F	0	0	0	0	0	0	0	0	0	0	0
Suspicion	M	0	0	0	0	0	0	0	0	0	0	0
	F	0	0	0	0	0	0	0	0	0	0	0
Curfew and Loitering Law Violations	M	0	0	0	0	0	0	0	0	0	0	0
	F	0	0	0	0	0	0	0	0	0	0	0
Runaway	M	0	0	1	1	0	0	2	0	0	0	0
	F	0	0	0	0	0	0	0	0	0	0	0
GRAND TOTAL		1	0	2	1	2	0	6	6	2	0	1

=====

1	0	1	4	1	3	9	3	2	1	0	3	37	43
---	---	---	---	---	---	---	---	---	---	---	---	----	----

# Fallon PD Arrests By Offense and Age

OFFENSE	SEX	10 & Under	11-12	13-14	15	16	17	Total <18	18	19	20	21
Murder	M	0	0	0	0	0	0	0	0	0	0	0
	F	0	0	0	0	0	0	0	0	0	0	0
Manslaughter by Negligence	M	0	0	0	0	0	0	0	0	0	0	0
	F	0	0	0	0	0	0	0	0	0	0	0
Forcible Rape	M	0	0	0	0	0	0	0	0	0	1	0
	F	0	0	0	0	0	0	0	0	0	0	0
Robbery	M	0	0	0	0	0	1	1	0	0	0	0
	F	0	0	0	0	0	0	0	0	0	0	0
Aggravated Assault	M	0	0	0	0	0	0	0	1	0	0	0
	F	0	0	0	0	0	0	0	0	0	0	0
Other Assaults	M	0	0	0	0	0	0	0	0	1	1	1
	F	0	0	0	0	1	1	2	1	0	0	0
Burglary	M	0	0	0	0	1	1	2	1	1	3	0
	F	0	0	0	0	0	0	0	0	0	0	0
Larceny-Theft	M	0	1	0	0	5	5	11	6	1	1	2
	F	0	1	1	3	2	1	8	1	1	2	1
Motor Vehicle Theft	M	0	0	0	1	0	1	2	0	0	0	0
	F	0	0	1	0	0	0	1	0	0	0	0
Arson	M	0	0	0	0	0	0	0	0	0	0	0
	F	0	0	0	0	0	0	0	0	0	0	0
Forgery & Counterfeiting	M	0	0	0	0	0	0	0	0	0	0	0
	F	0	0	0	0	0	0	0	0	0	0	0
Fraud	M	0	0	0	0	0	0	0	0	1	1	0
	F	0	0	0	0	0	0	0	0	1	2	4
Embezzlement	M	0	0	0	0	0	0	0	0	0	0	0
	F	0	0	0	0	0	0	0	0	1	0	0
Stolen Property-Buy, Possess, Receive	M	0	0	0	0	0	0	0	1	1	0	1
	F	0	0	0	0	0	0	0	0	0	0	0
Vandalism	M	0	0	0	0	0	0	0	1	0	0	1
	F	0	0	0	0	0	0	0	0	0	0	0
Weapons-carrying, possession, etc...	M	0	0	0	0	0	0	0	0	0	0	0
	F	0	0	0	0	0	0	0	0	0	0	0
Prostitution & Commercialized Vice	M	0	0	0	0	0	0	0	0	0	0	0
	F	0	0	0	0	0	0	0	0	0	0	0
Other Sex Offenses	M	0	0	1	0	0	0	1	0	0	1	0
	F	0	0	0	0	0	0	0	0	0	0	0
Drug Abuse Violations	M	0	0	0	1	2	1	4	3	1	0	1
	F	0	0	0	1	0	0	1	0	2	0	0
Gambling	M	0	0	0	0	0	0	0	0	0	0	0
	F	0	0	0	0	0	0	0	0	0	0	0
Offenses Against Family & Children	M	0	0	0	0	0	1	1	2	0	0	0
	F	0	0	0	0	0	0	0	0	0	0	0
Driving Under the Influence	M	0	0	0	0	2	0	2	0	1	1	1
	F	0	0	0	0	0	0	0	0	0	1	0
Liquor Laws	M	0	0	4	5	6	8	23	17	14	9	2
	F	0	0	0	3	3	3	9	4	7	2	0
Drunkenness	M	0	0	0	0	1	0	1	0	0	0	0
	F	0	0	0	0	0	0	0	0	0	0	0
Disorderly Conduct	M	0	0	0	0	0	0	0	0	0	0	0
	F	0	0	0	0	0	0	0	0	0	0	0
Vagrancy	M	0	0	0	0	0	0	0	0	0	0	0
	F	0	0	0	0	0	0	0	0	0	0	0
All Other Offenses (except Traffic)	M	0	0	0	1	1	1	3	0	1	2	1
	F	0	0	0	0	1	0	1	0	0	0	0
Suspicion	M	0	0	0	0	0	0	0	0	0	0	0
	F	0	0	0	0	0	0	0	0	0	0	0
Curfew and Loitering Law Violations	M	0	0	0	0	0	1	1	0	0	0	0
	F	0	0	0	0	0	0	0	0	0	0	0
Runaway	M	0	1	1	2	5	3	12	0	0	0	0
	F	0	0	6	2	5	6	19	0	0	0	0
GRAND TOTAL		0	3	14	19	35	34	105	38	34	27	15



# Fallon PD Arrests By Offense and Age

22	23	24	25-29	30-34	35-39	40-44	45-49	50-54	55-59	60-64	over 64	Total >18	Grand Total
0	0	0	0	0	0	0	0	0	0	0	0	0	0
0	0	0	0	0	0	0	0	0	0	0	0	0	0
0	0	0	0	0	0	0	0	0	0	0	0	0	0
0	0	0	0	0	0	0	0	0	0	0	0	0	0
1	0	0	0	0	0	0	0	0	0	0	0	2	2
0	0	0	0	0	0	0	0	0	0	0	0	0	0
1	0	1	0	0	0	0	0	0	0	0	0	2	3
0	0	0	0	0	0	0	0	0	0	0	0	0	0
0	0	0	0	0	0	0	0	0	0	0	0	1	1
0	0	0	0	0	1	0	0	0	0	0	0	1	1
2	0	1	2	6	6	4	3	1	0	0	0	28	28
0	0	2	1	1	0	0	0	0	0	0	0	5	7
2	0	0	0	1	2	0	1	0	0	0	0	11	13
0	0	0	0	0	0	2	0	0	0	0	0	2	2
1	1	1	6	4	3	2	0	2	0	0	0	30	41
0	1	0	1	3	1	1	0	0	0	0	0	12	20
1	0	0	0	0	0	0	0	0	0	0	0	1	3
0	0	0	0	0	0	0	0	0	0	0	0	0	1
0	0	0	0	0	0	0	0	0	0	0	0	0	0
0	0	0	0	0	0	0	0	0	0	0	0	0	0
0	0	0	1	0	0	1	0	0	0	0	0	2	2
0	0	0	0	1	0	0	0	0	0	0	0	1	1
5	2	1	7	6	6	6	2	2	0	0	0	39	39
2	1	1	4	8	6	1	5	1	0	1	0	37	37
0	0	0	2	0	0	0	1	0	0	0	0	3	3
0	0	0	0	0	1	1	0	0	0	0	0	3	3
0	0	0	2	0	0	0	0	0	0	0	0	5	5
0	0	0	0	0	0	1	0	0	0	0	0	1	1
0	1	0	1	0	0	0	0	0	0	0	0	4	4
0	0	0	1	0	0	0	0	0	0	0	0	1	1
0	0	1	1	2	0	0	0	0	0	1	0	5	5
0	0	0	1	0	0	1	0	0	0	0	0	2	2
0	0	0	0	0	0	0	0	0	0	0	0	0	0
0	0	0	0	0	0	0	0	0	0	0	0	0	0
0	0	0	0	0	0	0	0	0	0	0	0	1	2
0	0	0	0	0	0	0	0	0	0	0	0	0	0
2	0	1	1	2	2	2	1	0	0	0	0	16	20
0	0	1	0	1	0	1	0	0	0	0	0	5	6
0	0	0	0	0	0	0	0	0	0	0	0	0	0
0	0	0	0	0	0	0	0	0	0	0	0	0	0
0	0	0	0	0	0	0	0	0	0	0	0	2	3
0	0	0	1	0	0	0	0	0	0	0	0	1	1
2	1	2	4	1	3	5	6	2	3	0	0	32	34
0	1	0	3	0	2	4	3	2	2	0	0	18	18
0	0	0	0	0	1	0	0	0	0	0	1	44	67
0	0	0	0	0	0	0	0	0	0	0	0	13	22
0	0	0	0	0	0	0	0	0	0	0	0	0	1
0	0	0	0	0	0	0	0	0	0	0	0	0	0
0	0	0	0	2	1	1	2	1	0	0	3	10	10
0	0	0	0	0	0	1	0	0	0	0	0	1	1
0	0	0	0	0	0	0	0	0	0	0	0	0	0
0	0	0	0	0	0	0	0	0	0	0	0	0	0
0	0	0	2	4	2	1	1	0	0	1	1	16	19
0	1	0	1	0	0	0	0	0	0	0	0	2	3
0	0	0	0	0	0	0	0	0	0	0	0	0	0
0	0	0	0	0	0	0	0	0	0	0	0	0	0
0	0	0	0	0	0	0	0	0	0	0	0	0	1
0	0	0	0	0	0	0	0	0	0	0	0	0	0
0	0	0	0	0	0	0	0	0	0	0	0	0	12
0	0	0	0	0	0	0	0	0	0	0	0	0	19
19	9	12	42	42	37	35	25	11	5	3	5	359	464

# Henderson PD Arrests By Offense and Age

OFFENSE	SEX	10 & Under							Total <18	18	19	20	21
		Under	11-12	13-14	15	16	17						
Murder	M	0	0	0	0	0	0	0	0	0	0	0	1
	F	0	0	0	0	0	0	0	0	0	0	0	0
Manslaughter by Negligence	M	0	0	0	0	0	0	0	1	0	0	0	0
	F	0	0	0	0	0	0	0	0	0	0	0	0
Forcible Rape	M	1	4	2	4	0	2	13	0	0	0	0	1
	F	0	1	0	0	0	0	1	0	0	0	0	0
Robbery	M	0	3	3	2	3	3	14	3	6	2	3	3
	F	0	0	1	0	0	0	1	0	1	0	0	0
Aggravated Assault	M	0	1	3	3	6	1	14	1	3	6	2	2
	F	0	0	0	0	0	1	1	0	1	1	0	0
Other Assaults	M	4	17	27	20	23	24	115	22	15	14	16	16
	F	1	12	48	21	25	21	128	5	11	7	5	5
Burglary	M	2	8	23	12	18	14	77	7	13	6	8	8
	F	0	0	3	6	6	4	19	1	2	3	0	0
Larceny--Theft	M	3	13	29	34	44	19	142	11	11	10	9	9
	F	1	14	51	40	19	8	133	7	14	4	2	2
Motor Vehicle Theft	M	0	0	8	5	12	14	39	13	4	2	2	2
	F	0	0	4	2	1	1	8	0	0	1	0	0
Arson	M	2	3	2	0	0	0	7	0	0	0	0	0
	F	0	1	1	0	0	0	2	0	0	0	0	0
Forgery & Counterfeiting	M	0	0	0	0	0	0	0	0	0	0	0	0
	F	0	0	0	0	0	0	0	1	0	0	0	0
Fraud	M	0	1	0	0	0	3	4	0	11	10	10	10
	F	0	1	0	0	0	0	1	0	4	0	3	3
Embezzlement	M	0	0	0	0	1	1	2	1	3	1	0	0
	F	0	0	0	0	0	1	1	0	0	0	0	0
Stolen Property-Buy, Possess, Receive	M	0	0	2	1	2	7	12	4	0	0	1	1
	F	0	0	1	1	0	0	2	0	0	0	2	2
Vandalism	M	4	6	19	9	11	5	54	4	3	0	2	2
	F	0	1	3	2	2	2	10	0	0	0	1	1
Weapons-carrying, possession, etc...	M	0	2	6	7	10	7	32	13	6	10	4	4
	F	0	0	2	0	1	0	3	0	0	0	1	1
Prostitution & Commercialized Vice	M	0	0	0	0	0	0	0	0	0	0	0	0
	F	0	0	0	0	0	0	0	0	0	0	0	0
Other Sex Offenses	M	2	0	4	1	0	1	8	0	2	1	1	1
	F	0	0	0	0	0	0	0	0	0	0	0	0
Drug Abuse Violations	M	0	1	13	7	27	45	93	44	38	28	18	18
	F	0	0	5	2	3	6	16	5	10	6	7	7
Gambling	M	0	0	0	0	0	1	1	0	1	3	0	0
	F	0	0	0	0	0	0	0	0	0	0	0	0
Offenses Against Family & Children	M	0	0	0	0	0	0	0	35	30	24	20	20
	F	0	0	1	1	0	0	2	8	10	3	3	3
Driving Under the Influence	M	0	0	1	0	2	7	10	8	12	13	17	17
	F	0	0	0	0	0	1	1	2	1	1	3	3
Liquor Laws	M	0	2	7	7	15	20	51	18	25	13	13	13
	F	0	1	5	4	9	6	25	0	6	2	3	3
Drunkenness	M	0	0	0	0	0	0	0	0	0	0	1	1
	F	0	0	0	0	0	0	0	0	0	0	0	0
Disorderly Conduct	M	0	1	1	5	8	7	22	6	4	6	3	3
	F	0	0	2	2	4	2	10	1	1	1	0	0
Vagrancy	M	0	0	12	2	8	2	24	3	0	1	1	1
	F	0	0	2	0	2	1	5	0	0	0	0	0
All Other Offenses (except Traffic)	M	0	6	26	23	32	28	115	92	126	99	88	88
	F	0	0	5	6	11	5	27	10	18	27	8	8
Suspicion	M	0	0	0	0	0	0	0	0	0	0	0	0
	F	0	0	0	0	0	0	0	0	0	0	0	0
Curfew and Loitering Law Violations	M	0	7	43	39	70	74	233	0	0	0	0	0
	F	1	6	31	42	45	29	154	0	0	0	0	0
Runaway	M	4	25	71	40	67	37	244	0	0	0	0	0
	F	3	23	159	115	96	53	449	0	0	0	0	0
GRAND TOTAL		28	160	626	465	583	463	2325	326	392	305	259	

# Henderson PD Arrests By Offense and Age

22	23	24	25-29	30-34	35-39	40-44	45-49	50-54	55-59	60-64	over 64	Total >18	Grand Total
0	1	0	0	1	0	0	0	0	0	0	0	3	3
0	0	0	0	0	0	0	0	0	0	0	0	0	0
0	0	0	0	1	0	0	0	0	0	0	0	2	2
0	0	0	0	0	0	0	0	0	0	0	0	0	0
1	0	1	0	3	2	1	0	0	0	0	0	9	22
0	0	0	0	0	0	0	0	0	0	0	0	0	1
1	0	2	4	3	3	1	0	0	0	0	0	28	42
0	0	0	1	0	0	0	0	0	0	0	0	2	3
1	1	0	7	13	8	4	7	2	0	0	0	55	69
0	0	2	2	1	1	0	0	0	0	0	0	8	9
18	18	14	100	99	84	57	36	16	11	4	4	528	643
4	5	9	47	29	31	23	15	6	5	1	3	206	334
10	3	3	14	16	19	14	6	2	0	1	0	122	199
0	1	0	9	3	12	7	1	0	0	0	0	39	58
2	7	6	22	28	31	19	13	6	5	3	3	186	328
1	2	1	11	9	16	15	4	7	2	1	1	97	230
1	3	1	6	1	2	3	0	0	0	0	0	38	77
0	0	0	1	0	1	0	0	0	0	0	0	3	11
0	0	0	0	0	0	0	0	0	0	0	0	0	7
0	0	0	0	0	0	1	0	0	0	0	0	1	3
0	0	0	6	3	0	2	1	1	0	0	0	13	13
0	0	0	0	1	3	0	0	0	0	0	0	5	5
15	11	2	29	29	21	25	23	7	3	2	3	201	205
2	2	0	9	6	8	5	1	0	1	1	0	42	43
0	0	0	0	1	3	1	1	0	0	0	0	11	13
0	0	0	0	2	2	0	0	0	0	0	0	4	5
1	3	0	4	1	4	3	0	0	0	0	0	21	33
1	0	0	3	1	2	0	0	0	0	0	0	9	11
0	1	2	2	2	3	3	1	0	0	0	1	24	78
0	0	0	1	0	1	0	0	0	0	0	0	3	13
5	4	2	14	7	11	9	10	5	1	1	1	103	135
0	0	0	0	2	0	1	0	0	0	0	0	4	7
0	0	0	0	0	0	1	0	0	0	0	1	2	2
0	0	0	0	0	0	0	0	0	0	0	0	0	0
1	0	2	6	4	8	3	3	1	2	1	1	36	44
0	0	0	0	0	0	0	0	0	0	0	0	0	0
23	25	21	68	79	72	50	16	8	4	3	0	497	590
3	5	2	23	27	26	11	7	1	2	0	0	135	151
0	0	0	0	0	0	1	0	0	0	0	0	5	6
0	0	0	0	0	0	0	0	0	0	0	0	0	0
7	7	3	9	9	11	7	3	4	1	0	0	170	170
2	1	2	3	3	8	5	3	0	0	0	0	51	53
9	22	17	75	86	84	73	62	31	15	8	7	539	549
5	6	4	10	19	17	21	7	8	7	2	2	115	116
6	5	6	28	25	21	41	26	9	9	3	5	253	304
1	2	1	11	15	31	12	8	7	4	3	3	109	134
1	0	0	1	2	3	2	2	1	0	1	0	14	14
0	0	0	0	0	0	0	0	0	0	0	0	0	0
1	3	1	18	17	12	11	8	4	4	0	2	100	122
2	0	1	4	4	1	2	0	1	1	0	0	19	29
0	0	2	2	0	3	2	1	3	0	0	0	18	42
0	0	0	0	0	1	0	1	0	1	0	0	3	8
89	91	78	303	307	298	232	116	48	28	8	8	2011	2126
14	12	15	148	83	98	74	17	9	6	1	3	543	570
0	0	0	0	0	0	0	0	0	0	0	0	0	0
0	0	0	0	0	0	0	0	0	0	0	0	0	0
0	0	0	0	0	0	0	0	0	0	0	0	0	233
0	0	0	0	0	0	0	0	0	0	0	0	0	154
0	0	0	0	0	0	0	0	0	0	0	0	0	244
0	0	0	0	0	0	0	0	0	0	0	0	0	449
227	241	200	1001	942	962	742	399	187	112	44	48	6387	8712

# Humboldt Co SO Arrests By Offense and Age

OFFENSE	SEX	10 &	11-12	13-14	15	16	17	Total <18	18	19	20	21
		Under										
Murder	M	0	0	0	0	0	0	0	0	0	0	0
	F	0	0	0	0	0	0	0	0	0	0	0
Manslaughter by Negligence	M	0	0	0	0	0	0	0	0	0	0	0
	F	0	0	0	0	0	0	0	0	0	0	0
Forcible Rape	M	0	0	0	0	0	0	0	0	0	0	0
	F	0	0	0	0	0	0	0	0	0	0	0
Robbery	M	0	0	0	0	0	0	0	0	0	0	0
	F	0	0	0	0	0	0	0	0	0	0	0
Aggravated Assault	M	0	0	0	0	0	1	1	0	0	0	0
	F	0	0	1	0	0	1	2	0	0	0	0
Other Assaults	M	0	0	1	0	0	1	2	1	0	1	1
	F	0	0	1	0	0	1	2	0	0	1	0
Burglary	M	0	0	0	0	0	0	0	0	0	0	0
	F	0	0	0	0	0	0	0	1	0	0	0
Larceny--Theft	M	0	0	0	0	0	2	2	2	0	1	2
	F	0	0	0	2	0	0	2	0	0	0	0
Motor Vehicle Theft	M	0	0	0	0	0	0	0	0	0	0	0
	F	0	0	0	0	1	0	1	0	0	0	0
Arson	M	0	0	0	0	0	0	0	0	0	0	0
	F	0	0	0	0	0	0	0	0	0	0	0
Forgery & Counterfeiting	M	0	0	1	0	0	0	1	0	0	0	0
	F	0	0	0	0	0	0	0	0	0	0	0
Fraud	M	0	0	0	0	0	0	0	0	1	1	0
	F	0	0	0	0	0	0	0	0	1	0	0
Embezzlement	M	0	0	0	0	0	0	0	0	0	0	0
	F	0	0	0	0	0	0	0	0	0	0	0
Stolen Property-Buy, Possess, Receive	M	0	0	0	1	1	0	2	0	0	1	1
	F	0	0	0	0	0	0	0	0	0	0	0
Vandalism	M	0	0	0	0	0	0	0	0	0	0	0
	F	0	0	0	0	0	0	0	0	0	0	0
Weapons-carrying, possession, etc...	M	0	0	0	0	0	0	0	0	0	0	0
	F	0	0	0	0	0	0	0	0	0	0	0
Prostitution & Commercialized Vice	M	0	0	0	0	0	0	0	0	0	0	0
	F	0	0	0	0	0	0	0	0	0	0	0
Other Sex Offenses	M	0	0	0	0	0	0	0	0	0	0	0
	F	0	0	0	0	0	0	0	0	0	0	0
Drug Abuse Violations	M	0	0	0	0	0	4	4	5	1	0	7
	F	0	0	0	1	0	0	1	2	0	0	1
Gambling	M	0	0	0	0	0	0	0	0	0	0	0
	F	0	0	0	0	0	0	0	0	0	0	0
Offenses Against Family & Children	M	0	0	0	0	0	0	0	0	0	0	0
	F	0	0	0	0	0	0	0	0	0	0	0
Driving Under the Influence	M	0	0	0	0	0	1	1	3	1	1	2
	F	0	0	0	0	0	0	0	0	0	0	0
Liquor Laws	M	0	0	2	2	1	1	6	4	6	2	0
	F	0	0	0	2	0	2	4	0	0	0	0
Drunkeness	M	0	0	0	0	0	0	0	0	0	1	0
	F	0	0	0	0	0	0	0	0	0	0	0
Disorderly Conduct	M	0	0	0	0	0	0	0	0	0	0	0
	F	0	0	0	0	0	0	0	0	0	0	0
Vagrancy	M	0	0	0	0	0	0	0	0	0	0	0
	F	0	0	0	0	0	0	0	0	0	0	0
All Other Offenses (except Traffic)	M	0	0	0	2	1	1	4	0	6	0	2
	F	0	0	1	1	0	0	2	2	1	0	0
Suspicion	M	0	0	0	0	0	0	0	0	0	0	0
	F	0	0	0	0	0	0	0	0	0	0	0
Curfew and Loitering Law Violations	M	0	0	0	0	0	1	1	0	0	0	0
	F	0	0	0	0	1	0	1	0	0	0	0
Runaway	M	0	0	1	2	0	0	3	0	0	0	0
	F	0	0	0	5	2	2	9	0	0	0	0
GRAND TOTAL		0	0	8	18	7	18	51	20	17	9	16

---

10	6	10	34	38	29	23	13	10	6	3	0	244	295
----	---	----	----	----	----	----	----	----	---	---	---	-----	-----

# Lander Co SO Arrests By Offense and Age

OFFENSE	SEX	10 & Under	11-12	13-14	15	16	17	Total <18	18	19	20	21
Murder	M	0	0	0	0	0	0	0	0	0	0	0
	F	0	0	0	0	0	0	0	0	0	0	0
Manslaughter by Negligence	M	0	0	0	0	0	0	0	0	0	0	0
	F	0	0	0	0	0	0	0	0	0	0	0
Forcible Rape	M	0	0	0	0	0	0	0	0	0	0	0
	F	0	0	0	0	0	0	0	0	0	0	0
Robbery	M	0	0	0	0	0	0	0	0	0	0	0
	F	0	0	0	0	0	0	0	0	0	0	0
Aggravated Assault	M	0	0	0	0	3	1	4	1	0	0	0
	F	0	0	0	1	0	0	1	0	0	0	0
Other Assaults	M	0	0	0	0	0	0	0	0	0	0	0
	F	0	0	1	0	0	0	1	0	0	0	0
Burglary	M	0	0	1	0	0	1	2	0	1	0	1
	F	0	0	0	0	0	0	0	0	0	0	0
Larceny--Theft	M	0	0	0	0	1	1	2	0	1	0	0
	F	0	0	0	0	0	0	0	0	0	0	0
Motor Vehicle Theft	M	0	0	0	1	1	0	2	0	0	0	0
	F	0	0	0	0	0	0	0	0	0	0	0
Arson	M	0	2	2	0	0	0	4	0	0	0	0
	F	0	0	0	0	0	0	0	0	0	0	0
Forgery & Counterfeiting	M	0	0	0	0	0	0	0	0	0	0	0
	F	0	0	0	0	0	0	0	0	0	0	0
Fraud	M	0	0	0	0	0	0	0	0	0	0	0
	F	0	0	0	0	0	0	0	0	0	0	0
Embezzlement	M	0	0	0	0	0	0	0	0	0	0	0
	F	0	0	0	0	0	0	0	0	0	0	0
Stolen Property-Buy, Possess, Receive	M	0	0	0	0	0	0	0	0	0	0	0
	F	0	0	0	0	0	0	0	0	0	0	0
Vandalism	M	0	0	0	0	0	0	0	1	0	0	1
	F	0	0	0	0	0	0	0	0	0	0	0
Weapons-carrying, possession, etc...	M	0	0	0	0	0	0	0	0	1	0	0
	F	0	0	0	0	0	0	0	0	0	0	0
Prostitution & Commercialized Vice	M	0	0	0	0	0	0	0	0	0	0	0
	F	0	0	0	0	0	0	0	0	0	0	0
Other Sex Offenses	M	0	0	0	0	0	0	0	0	0	0	0
	F	0	0	0	0	0	0	0	0	0	0	0
Drug Abuse Violations	M	0	0	1	0	1	1	3	0	2	5	5
	F	0	0	0	0	0	0	0	1	0	0	1
Gambling	M	0	0	0	0	0	0	0	0	0	0	0
	F	0	0	0	0	0	0	0	0	0	0	0
Offenses Against Family & Children	M	0	0	0	0	0	0	0	0	0	0	0
	F	0	0	1	0	0	0	1	0	0	0	0
Driving Under the Influence	M	0	0	0	0	1	0	1	0	2	0	2
	F	0	0	0	0	0	0	0	0	0	0	0
Liquor Laws	M	0	0	1	1	4	4	10	4	6	2	0
	F	0	0	1	2	3	3	9	2	2	1	0
Drunkenness	M	0	0	0	0	0	0	0	0	0	0	0
	F	0	0	0	0	0	0	0	0	0	0	0
Disorderly Conduct	M	0	0	1	1	1	1	4	1	0	0	0
	F	0	0	0	0	0	0	0	0	0	0	0
Vagrancy	M	0	0	0	0	0	0	0	0	0	0	0
	F	0	0	0	0	0	0	0	0	0	0	0
All Other Offenses (except Traffic)	M	0	0	0	0	1	1	2	0	1	1	2
	F	0	0	1	0	0	0	1	0	0	1	0
Suspicion	M	0	0	0	0	0	0	0	0	0	0	0
	F	0	0	0	0	0	0	0	0	0	0	0
Curfew and Loitering Law Violations	M	0	0	0	0	0	2	2	0	0	0	0
	F	0	0	0	0	0	0	0	0	0	0	0
Runaway	M	0	0	0	0	0	0	0	0	0	0	0
	F	0	0	0	0	0	0	0	0	0	0	0
GRAND TOTAL		0	2	10	6	16	15	49	10	16	10	12



## Lander Co SO Arrests By Offense and Age

[illegible]

# Las Vegas Metro PD Arrests By Offense and Age

OFFENSE	SEX	10 &	11-12	13-14	15	16	17	Total <18	18	19	20	21
		Under										
Murder	M	0	0	1	2	2	4	9	2	2	2	6
	F	0	0	0	0	0	0	0	0	0	0	0
Manslaughter by Negligence	M	0	0	0	0	0	0	0	0	0	0	1
	F	0	0	0	0	0	0	0	0	0	0	0
Forcible Rape	M	0	2	4	6	0	4	16	5	5	5	3
	F	0	0	0	0	0	0	0	0	0	0	0
Robbery	M	0	2	15	13	35	44	109	48	51	34	38
	F	0	0	2	2	2	4	10	9	4	3	1
Aggravated Assault	M	0	5	13	9	7	25	59	24	17	26	23
	F	0	0	5	5	3	4	17	2	3	5	5
Other Assaults	M	4	42	114	95	143	222	620	161	197	227	267
	F	1	14	65	56	64	81	281	73	79	80	72
Burglary	M	2	35	95	82	82	117	413	120	95	78	88
	F	0	1	22	15	15	20	73	32	27	37	35
Larceny--Theft	M	12	148	296	186	195	278	1,115	171	178	164	141
	F	5	94	213	145	138	171	766	75	80	82	77
Motor Vehicle Theft	M	1	4	50	69	66	109	299	78	69	40	45
	F	0	2	11	11	12	12	48	9	5	8	9
Arson	M	0	0	0	0	0	0	0	0	0	0	0
	F	0	0	0	0	0	0	0	0	0	0	0
Forgery & Counterfeiting	M	0	0	1	0	1	1	3	7	2	4	8
	F	0	0	1	0	0	3	4	3	0	7	4
Fraud	M	0	0	1	3	8	4	16	8	23	23	30
	F	0	0	0	3	1	3	7	6	11	21	12
Embezzlement	M	0	0	0	0	3	12	15	6	8	4	10
	F	0	0	0	0	4	4	8	3	10	5	4
Stolen Property-Buy, Possess, Receive	M	1	4	11	16	10	31	73	33	42	30	35
	F	0	0	5	3	1	6	15	7	8	5	9
Vandalism	M	6	30	54	42	42	49	223	29	27	24	18
	F	2	1	17	5	4	4	33	3	1	1	0
Weapons-carrying, possession, etc...	M	0	2	18	14	26	63	123	48	45	43	39
	F	0	0	1	0	3	5	9	3	4	3	6
Prostitution & Commercialized Vice	M	0	0	0	1	0	3	4	5	12	14	18
	F	0	0	1	6	7	14	28	84	98	123	152
Other Sex Offenses	M	0	11	14	8	15	16	64	8	18	19	21
	F	0	0	0	0	0	0	0	0	4	1	2
Drug Abuse Violations	M	0	3	34	41	67	167	312	180	166	177	179
	F	0	0	7	10	15	24	56	48	39	49	38
Gambling	M	0	0	0	0	0	0	0	0	0	0	0
	F	0	0	0	0	0	0	0	0	0	0	0
Offenses Against Family & Children	M	7	2	4	1	1	3	18	10	6	9	2
	F	5	1	1	0	1	3	11	1	3	2	3
Driving Under the Influence	M	0	0	0	0	3	13	16	22	37	41	92
	F	0	0	1	0	0	0	1	5	12	9	15
Liquor Laws	M	0	5	41	68	132	295	541	242	303	247	100
	F	0	0	15	34	42	84	175	50	36	31	16
Drunkenness	M	0	0	0	0	0	0	0	0	0	0	0
	F	0	0	0	0	0	0	0	0	0	0	0
Disorderly Conduct	M	0	0	9	9	10	24	52	32	43	41	80
	F	0	4	3	2	2	3	14	9	4	8	8
Vagrancy	M	0	0	0	0	2	1	3	14	11	23	16
	F	0	0	1	0	0	2	3	4	4	3	3
All Other Offenses (except Traffic)	M	2	21	132	157	217	361	890	557	802	851	847
	F	1	5	57	38	54	93	248	134	197	248	202
Suspicion	M	0	0	0	0	0	0	0	0	0	0	0
	F	0	0	0	0	0	0	0	0	0	0	0
Curfew and Loitering Law Violations	M	3	31	214	308	488	773	1,817	0	0	0	0
	F	0	16	137	167	228	277	825	0	0	0	0
Runaway	M	0	0	0	1	0	12	13	0	0	0	0
	F	0	0	1	0	1	1	3	0	0	0	0
GRAND TOTAL		52	485	1,687	1,633	2,152	3,449	9,458	2,370	2,788	2,857	2,780

# Las Vegas Metro PD Arrests By Offense and Age

											over	Total >18	Grand Total	
22	23	24	25-29	30-34	35-39	40-44	45-49	50-54	55-59	60-64	64			
4	2	2	9	7	7	1	1	3	2	0	1	51	60	
0	2	0	2	1	0	1	0	0	1	0	0	7	7	
1	0	0	0	1	1	1	0	0	1	0	0	6	6	
0	0	0	0	0	0	0	0	0	0	0	0	0	0	
6	9	8	22	28	26	32	14	9	4	2	7	185	201	
0	0	0	0	0	0	0	0	0	0	0	0	0	0	
21	27	21	98	91	77	40	29	4	3	3	0	585	694	
5	4	4	8	15	10	3	3	0	0	0	0	69	79	
10	16	15	49	60	48	46	33	9	13	10	4	403	462	
6	3	6	8	20	12	9	7	5	0	1	1	93	110	
261	257	211	1,209	1,186	1,204	866	510	282	132	53	60	7,083	7703	
62	81	72	371	361	410	272	149	69	28	19	10	2,208	2489	
90	43	56	239	292	297	216	109	47	18	4	8	1,800	2213	
34	37	24	126	122	97	71	31	10	6	2	2	693	766	
125	108	91	423	523	589	476	348	154	67	48	36	3,642	4757	
53	49	51	242	225	209	204	128	71	26	25	16	1,613	2379	
43	44	17	126	123	88	57	28	8	4	2	1	773	1072	
9	6	0	30	31	13	8	5	2	0	0	0	135	183	
0	0	0	0	0	0	0	0	0	0	0	0	0	0	
0	0	0	0	0	0	0	0	0	0	0	0	0	0	
6	6	10	30	30	30	19	9	2	3	0	0	166	169	
1	6	4	17	17	11	9	1	2	0	1	0	83	87	
32	21	26	123	162	173	136	74	55	26	14	53	979	995	
19	15	12	88	98	78	61	42	18	20	0	6	507	514	
5	3	5	24	10	16	7	5	3	4	1	2	113	128	
5	6	2	11	7	10	5	3	2	2	0	2	77	85	
44	32	19	108	105	103	70	53	19	11	5	4	713	786	
3	4	6	34	24	21	19	7	3	0	1	0	151	166	
23	12	17	63	49	44	40	32	12	4	2	3	399	622	
4	0	1	10	10	12	7	4	3	1	0	2	59	92	
45	38	40	149	124	97	87	41	27	13	5	11	852	975	
3	2	3	9	15	11	13	6	1	0	4	1	84	93	
10	25	17	88	90	101	81	48	29	19	9	13	579	583	
165	156	131	575	647	588	422	180	57	21	5	7	3,411	3439	
16	20	18	99	118	141	109	117	67	44	17	29	861	925	
5	3	3	16	26	28	19	8	2	4	1	0	122	122	
146	132	127	642	578	524	405	186	79	25	5	7	3,558	3870	
52	40	40	130	153	169	102	43	10	4	2	1	920	976	
0	0	0	0	0	0	0	0	0	0	0	0	0	0	
0	0	0	0	0	0	0	0	0	0	0	0	0	0	
4	7	5	26	34	32	17	6	5	2	1	3	169	187	
3	4	6	40	25	22	11	1	2	2	0	0	125	136	
77	87	56	381	391	357	359	220	148	84	47	44	2,443	2459	
12	11	8	69	80	115	76	67	26	12	11	8	536	537	
71	76	55	274	301	491	460	400	216	130	61	23	3,450	3991	
11	6	8	33	60	80	92	44	16	13	4	1	501	676	
0	0	0	0	0	0	0	0	0	0	0	0	0	0	
0	0	0	0	0	0	0	0	0	0	0	0	0	0	
69	40	56	210	185	227	190	138	77	43	31	29	1,491	1543	
7	10	5	28	54	54	33	25	9	8	1	4	267	281	
18	23	18	106	163	330	327	256	155	107	51	81	1,699	1702	
6	4	3	25	37	51	29	19	30	6	0	4	228	231	
738	786	627	3,894	4,364	5,072	4,436	2,694	1,471	806	361	350	28,656	29546	
206	217	187	1,019	1,291	1,346	1,029	489	247	111	29	17	6,969	7217	
0	0	0	0	0	0	0	0	0	0	0	0	0	0	
0	0	0	0	0	0	0	0	0	0	0	0	0	0	
0	0	0	0	0	0	0	0	0	0	0	0	0	1817	
0	0	0	0	0	0	0	0	0	0	0	0	0	825	
0	0	0	0	0	0	0	0	0	0	0	0	0	13	
0	0	0	0	0	0	0	0	0	0	0	0	0	3	
2,536	2,480	2,093	11,283	12,334	13,422	10,973	6,613	3,466	1,830	838	851	79,514	88972	

# Lincoln Co SO Arrests By Offense and Age

OFFENSE	SEX	10 & Under							Total <18	18	19	20	21
		11-12	13-14	15	16	17							
Murder	M	0	0	0	0	0	0	0	0	0	0	0	0
	F	0	0	0	0	0	0	0	0	0	0	0	0
Manslaughter by Negligence	M	0	0	0	0	0	0	0	0	0	0	0	0
	F	0	0	0	0	0	0	0	0	0	0	0	0
Forcible Rape	M	0	0	0	0	0	0	0	0	0	0	0	0
	F	0	0	0	0	0	0	0	0	0	0	0	0
Robbery	M	0	0	0	0	0	0	0	0	0	0	0	0
	F	0	0	0	0	0	0	0	0	0	0	0	0
Aggravated Assault	M	0	0	0	0	0	0	0	0	0	0	0	0
	F	0	0	0	0	0	0	0	0	0	0	0	0
Other Assaults	M	0	0	0	0	0	0	0	0	0	0	0	0
	F	0	0	0	0	0	0	0	0	0	0	0	0
Burglary	M	2	0	1	0	0	0	3	0	0	0	1	0
	F	0	0	0	0	0	0	0	0	0	0	0	0
Larceny--Theft	M	0	0	0	0	0	0	0	0	0	0	0	0
	F	0	0	0	0	0	0	0	0	0	0	0	0
Motor Vehicle Theft	M	0	0	0	0	0	0	0	0	0	0	0	0
	F	0	0	0	0	0	0	0	0	0	0	0	0
Arson	M	0	2	0	0	0	0	2	0	0	0	0	0
	F	0	0	0	0	0	0	0	0	0	0	0	0
Forgery & Counterfeiting	M	0	0	0	0	0	0	0	0	0	0	0	0
	F	0	0	0	0	0	0	0	0	0	0	0	0
Fraud	M	0	0	0	0	0	0	0	0	0	0	0	0
	F	0	0	0	0	0	0	0	0	0	0	0	0
Embezzlement	M	0	0	0	0	0	0	0	0	0	0	0	0
	F	0	0	0	0	0	0	0	0	0	0	0	0
Stolen Property-Buy, Possess, Receive	M	1	0	0	0	0	0	1	0	0	0	0	0
	F	0	0	0	0	0	0	0	0	0	0	0	0
Vandalism	M	0	0	0	0	0	0	0	0	0	0	0	0
	F	0	0	0	0	0	0	0	0	0	0	0	0
Weapons-carrying, possession, etc...	M	0	0	0	0	0	0	0	0	0	0	0	0
	F	0	0	0	0	0	0	0	0	0	0	0	0
Prostitution & Commercialized Vice	M	0	0	0	0	0	0	0	0	0	0	0	0
	F	0	0	0	0	0	0	0	0	0	0	0	0
Other Sex Offenses	M	0	0	0	0	0	0	0	0	0	0	0	0
	F	0	0	0	0	0	0	0	0	0	0	0	0
Drug Abuse Violations	M	0	0	0	0	0	0	0	0	0	0	0	0
	F	0	0	0	0	0	0	0	0	0	0	0	0
Gambling	M	0	0	0	0	0	0	0	0	0	0	0	0
	F	0	0	0	0	0	0	0	0	0	0	0	0
Offenses Against Family & Children	M	0	0	0	0	0	0	0	0	0	0	0	0
	F	0	0	0	0	0	0	0	0	0	0	0	0
Driving Under the Influence	M	0	0	0	0	0	0	0	0	0	0	0	0
	F	0	0	0	0	0	0	0	0	0	0	0	0
Liquor Laws	M	0	0	0	0	0	0	0	0	0	0	0	0
	F	0	0	0	0	0	0	0	0	0	0	0	0
Drunkenness	M	1	0	0	0	0	0	1	0	0	0	0	1
	F	0	0	0	0	0	0	0	0	0	0	0	0
Disorderly Conduct	M	0	0	0	0	0	0	0	0	0	0	0	0
	F	0	0	0	0	0	0	0	0	0	0	0	0
Vagrancy	M	0	0	0	0	0	0	0	0	0	0	0	0
	F	0	0	0	0	0	0	0	0	0	0	0	0
All Other Offenses (except Traffic)	M	0	0	0	0	2	1	3	1	1	0	1	
	F	0	0	0	0	2	0	2	0	0	0	0	
Suspicion	M	0	0	0	0	0	0	0	0	0	0	0	0
	F	0	0	0	0	0	0	0	0	0	0	0	0
Curfew and Loitering Law Violations	M	0	0	0	0	0	0	0	0	0	0	0	0
	F	0	0	0	0	0	0	0	0	0	0	0	0
Runaway	M	0	0	0	0	0	0	0	0	0	0	0	0
	F	0	0	0	0	0	0	0	0	0	0	0	0
GRAND TOTAL		4	2	1	0	4	1	12	1	1	1	2	

## Lincoln Co SO Arrests By Offense and Age

[illegible]

# Loveland PD Arrests By Offense and Age

OFFENSE	SEX	10 & Under							Total <18	18	19	20	21
		Under	11-12	13-14	15	16	17						
Murder	M	0	0	0	0	0	0	0	0	0	0	0	0
	F	0	0	0	0	0	0	0	0	0	0	0	0
Manslaughter by Negligence	M	0	0	0	0	0	0	0	0	0	0	0	0
	F	0	0	0	0	0	0	0	0	0	0	0	0
Forcible Rape	M	0	0	0	0	0	0	0	0	0	0	0	0
	F	0	0	0	0	0	0	0	0	0	0	0	0
Robbery	M	0	0	0	0	0	0	0	0	0	0	0	0
	F	0	0	0	0	0	0	0	0	0	0	0	0
Aggravated Assault	M	0	0	0	1	0	1	2	0	0	1	0	0
	F	0	0	0	1	1	0	2	0	0	0	0	0
Other Assaults	M	0	0	0	0	0	0	0	0	0	0	0	0
	F	0	0	0	0	0	0	0	0	0	0	0	0
Burglary	M	0	0	2	1	0	0	3	0	1	0	0	0
	F	0	0	0	0	0	0	0	0	0	0	0	0
Larceny--Theft	M	1	2	2	0	0	0	5	0	0	0	0	0
	F	0	0	3	0	0	0	3	0	0	0	0	0
Motor Vehicle Theft	M	0	0	0	0	0	0	0	0	0	0	0	0
	F	0	0	0	0	0	0	0	0	0	0	0	0
Arson	M	0	0	0	0	0	0	0	0	0	0	0	0
	F	0	0	0	0	0	0	0	0	0	0	0	0
Forgery & Counterfeiting	M	0	0	0	0	0	0	0	1	0	0	0	0
	F	0	0	0	0	0	0	0	0	0	0	0	0
Fraud	M	0	0	0	0	0	0	0	0	0	0	0	0
	F	0	0	0	0	0	0	0	0	0	0	0	0
Embezzlement	M	0	0	0	0	0	0	0	0	0	0	0	0
	F	0	0	0	0	0	0	0	0	0	0	0	0
Stolen Property-Buy, Possess, Receive	M	0	0	0	0	1	0	1	0	0	0	0	0
	F	0	0	0	0	0	0	0	0	0	0	0	0
Vandalism	M	2	1	1	0	0	0	4	1	0	0	0	0
	F	0	0	0	0	0	0	0	0	0	0	0	0
Weapons-carrying, possession, etc...	M	0	0	0	0	0	0	0	0	0	0	0	0
	F	0	0	0	0	0	0	0	0	0	0	0	0
Prostitution & Commercialized Vice	M	0	0	0	0	0	0	0	0	0	0	0	0
	F	0	0	0	0	0	0	0	0	0	0	0	0
Other Sex Offenses	M	0	0	0	0	0	0	0	0	0	0	0	0
	F	0	0	0	0	0	0	0	0	0	0	0	0
Drug Abuse Violations	M	0	0	0	0	0	0	0	0	0	0	0	0
	F	0	0	0	0	0	0	0	0	0	0	0	0
Gambling	M	0	0	0	0	0	0	0	0	0	0	0	0
	F	0	0	0	0	0	0	0	0	0	0	0	0
Offenses Against Family & Children	M	0	0	0	0	0	0	0	0	0	0	0	0
	F	0	0	0	0	0	0	0	0	0	0	0	0
Driving Under the Influence	M	0	0	0	0	0	0	0	0	0	0	0	0
	F	0	0	0	0	0	0	0	0	0	0	0	0
Liquor Laws	M	0	0	1	4	4	3	12	2	3	2	1	
	F	0	0	0	2	2	3	7	2	0	1	0	
Drunkenness	M	0	0	0	0	0	0	0	0	0	0	0	0
	F	0	0	0	0	0	0	0	0	0	0	0	0
Disorderly Conduct	M	0	0	0	0	0	0	0	0	0	0	0	0
	F	0	0	1	0	0	0	1	0	0	0	0	0
Vagrancy	M	0	0	0	0	0	0	0	0	0	0	0	0
	F	0	0	0	0	0	0	0	0	0	0	0	0
All Other Offenses (except Traffic)	M	0	0	1	0	0	0	1	0	0	2	0	
	F	0	0	0	0	0	0	0	0	0	0	0	
Suspicion	M	0	0	0	0	0	0	0	0	0	0	0	0
	F	0	0	0	0	0	0	0	0	0	0	0	0
Curfew and Loitering Law Violations	M	0	0	0	0	0	0	0	0	0	0	0	0
	F	0	0	0	0	0	0	0	0	0	0	0	0
Runaway	M	0	0	0	0	0	0	0	0	0	0	0	0
	F	0	0	0	0	0	0	0	0	0	0	0	0
GRAND TOTAL		3	3	11	9	8	7	41	6	4	6	1	



## Loveland PD Arrests By Offense and Age

[illegible]

# Lyon Co SO Arrests By Offense and Age

OFFENSE	SEX	10 & Under	11-12	13-14	15	16	17	Total <18	18	19	20	21
Murder	M	0	0	0	0	0	0	0	0	0	0	0
	F	0	0	0	0	0	0	0	0	0	0	0
Manslaughter by Negligence	M	0	0	0	0	0	0	0	0	0	0	0
	F	0	0	0	0	0	0	0	0	0	0	0
Forcible Rape	M	0	0	0	0	0	0	0	0	0	0	0
	F	0	0	0	0	0	0	0	0	0	0	0
Robbery	M	0	0	0	0	0	0	0	0	0	0	0
	F	0	0	0	0	0	0	0	0	0	0	0
Aggravated Assault	M	0	0	0	0	0	0	0	3	0	1	0
	F	0	0	0	0	0	0	0	0	0	0	0
Other Assaults	M	0	0	0	0	0	0	0	0	0	1	0
	F	0	0	0	0	0	0	0	0	0	0	0
Burglary	M	0	0	0	0	0	0	0	2	2	1	0
	F	0	0	0	0	0	0	0	0	0	0	0
Larceny--Theft	M	0	0	0	0	0	0	0	1	0	1	1
	F	0	0	0	0	0	0	0	1	0	0	0
Motor Vehicle Theft	M	0	0	0	0	0	0	0	0	0	1	0
	F	0	0	0	0	0	0	0	0	0	0	0
Arson	M	0	0	0	0	0	0	0	0	0	0	0
	F	0	0	0	0	0	0	0	0	0	0	0
Forgery & Counterfeiting	M	0	0	0	0	0	0	0	0	0	0	1
	F	0	0	0	0	0	0	0	0	0	0	0
Fraud	M	0	0	0	0	0	0	0	2	0	1	0
	F	0	0	0	0	0	0	0	0	0	0	0
Embezzlement	M	0	0	0	0	0	0	0	0	0	0	0
	F	0	0	0	0	0	0	0	0	0	0	0
Stolen Property-Buy, Possess, Receive	M	0	0	0	0	0	0	0	1	1	0	0
	F	0	0	0	0	0	0	0	0	0	0	0
Vandalism	M	0	0	0	0	0	0	0	0	0	0	0
	F	0	0	0	0	0	0	0	0	0	0	0
Weapons-carrying, possession, etc...	M	0	0	0	0	0	0	0	0	0	0	0
	F	0	0	0	0	0	0	0	0	0	0	0
Prostitution & Commercialized Vice	M	0	0	0	0	0	0	0	0	0	0	0
	F	0	0	0	0	0	0	0	0	0	0	0
Other Sex Offenses	M	0	0	0	0	0	0	0	0	0	0	0
	F	0	0	0	0	0	0	0	0	0	0	0
Drug Abuse Violations	M	0	0	0	0	0	0	0	4	5	5	3
	F	0	0	0	0	0	0	0	1	1	2	1
Gambling	M	0	0	0	0	0	0	0	0	0	0	0
	F	0	0	0	0	0	0	0	0	0	0	0
Offenses Against Family & Children	M	0	0	0	0	0	0	0	4	2	2	2
	F	0	0	0	0	0	0	0	0	0	0	1
Driving Under the Influence	M	0	0	0	0	0	0	0	1	2	4	4
	F	0	0	0	0	0	0	0	0	1	0	0
Liquor Laws	M	0	0	0	0	0	0	0	6	5	4	0
	F	0	0	0	0	0	0	0	0	0	0	0
Drunkenness	M	0	0	0	0	0	0	0	0	0	0	0
	F	0	0	0	0	0	0	0	0	0	0	0
Disorderly Conduct	M	0	0	0	0	0	0	0	0	0	1	1
	F	0	0	0	0	0	0	0	0	0	0	0
Vagrancy	M	0	0	0	0	0	0	0	0	0	0	0
	F	0	0	0	0	0	0	0	0	0	0	0
All Other Offenses (except Traffic)	M	0	0	0	0	0	0	0	17	10	24	23
	F	0	0	0	0	0	0	0	4	7	4	7
Suspicion	M	0	0	0	0	0	0	0	0	0	0	0
	F	0	0	0	0	0	0	0	0	0	0	0
Curfew and Loitering Law Violations	M	0	0	0	0	0	0	0	0	0	0	0
	F	0	0	0	0	0	0	0	0	0	0	0
Runaway	M	0	0	0	0	0	0	0	0	0	0	0
	F	0	0	0	0	0	0	0	0	0	0	0
		0	0	0	0	0	0	0	47	36	52	44

# Lyon Co SO Arrests By Offense and Age

													over	Total >18	Grand Total
22	23	24	25-29	30-34	35-39	40-44	45-49	50-54	55-59	60-64	64				
0	0	0	0	0	0	0	0	0	1	0	0		1		1
0	0	0	0	0	0	0	0	0	0	0	0		0		0
0	0	0	0	0	0	0	0	0	0	0	0		0		0
0	0	0	0	0	0	0	0	0	0	0	0		0		0
0	0	0	0	0	0	0	0	0	0	0	0		0		0
0	0	0	0	0	0	0	0	0	0	0	0		0		0
0	0	0	0	0	0	0	0	0	0	0	0		0		0
0	0	0	0	0	0	0	0	0	0	0	0		0		0
0	0	1	3	3	4	1	1	1	0	0	0		18		18
2	1	0	1	0	0	0	0	0	0	0	0		4		4
0	0	0	0	1	2	2	0	0	1	0	0		7		7
0	0	0	0	0	0	0	0	0	0	0	0		0		0
0	0	0	2	0	2	0	0	1	0	0	0		10		10
0	0	0	0	1	0	0	0	0	0	0	0		1		1
0	0	0	1	0	0	0	1	0	0	0	0		5		5
0	0	0	0	1	0	0	0	0	0	0	0		2		2
0	0	0	2	0	1	0	0	0	0	0	0		4		4
0	0	0	0	0	0	0	0	0	0	0	0		0		0
0	0	0	0	0	0	0	0	0	0	0	0		0		0
0	0	0	0	0	0	0	0	0	0	0	0		0		0
0	0	0	1	0	0	0	0	0	0	0	0		2		2
0	0	0	0	0	0	0	0	0	0	0	0		0		0
0	0	0	0	0	1	0	0	0	0	0	0		4		4
0	0	0	0	0	0	0	0	0	0	0	0		0		0
0	0	0	0	0	0	0	0	0	0	0	0		0		0
0	0	0	0	0	0	0	0	0	0	0	0		0		0
0	0	0	0	0	0	1	0	0	0	0	0		3		3
0	0	0	1	0	0	0	0	0	0	0	0		1		1
0	0	1	1	0	1	1	0	0	0	0	0		4		4
0	0	0	0	0	1	0	0	0	0	0	0		1		1
0	0	0	0	1	0	1	0	1	0	0	0		3		3
0	0	1	0	1	0	0	0	0	0	0	0		2		2
0	0	0	0	0	1	0	0	0	0	0	0		1		1
0	0	0	0	0	0	0	0	0	0	0	0		0		0
0	0	0	0	1	0	0	0	1	0	0	0		2		2
0	0	0	0	0	0	0	0	0	0	0	0		0		0
3	2	1	11	6	13	13	2	1	2	1	0		72		72
0	0	2	7	2	2	1	0	0	1	0	0		20		20
0	0	0	0	0	0	0	0	0	0	0	0		0		0
0	0	0	0	0	0	0	0	0	0	0	0		0		0
1	1	3	13	12	21	13	12	9	2	2	4		103		103
1	0	0	2	7	7	1	2	1	1	2	0		25		25
5	5	9	15	16	33	25	21	17	12	6	8		183		183
2	0	0	7	5	4	6	4	5	2	1	1		38		38
0	0	0	1	0	2	0	0	0	0	0	0		18		18
0	0	0	0	0	0	1	0	0	0	0	0		1		1
0	0	0	1	2	1	1	3	0	0	0	0		8		8
0	1	0	1	0	0	1	1	1	0	1	0		6		6
1	0	0	1	0	1	1	2	0	0	0	0		8		8
0	0	0	0	0	0	0	1	0	0	0	0		1		1
0	0	0	0	0	0	0	0	0	0	0	0		0		0
0	0	0	0	0	0	0	0	0	0	0	0		0		0
16	15	9	69	66	93	51	39	26	18	7	3		486		486
2	2	2	23	23	40	11	6	2	1	6	2		142		142
0	0	0	0	0	0	0	0	0	0	0	0		0		0
0	0	0	0	0	0	0	0	0	0	0	0		0		0
0	0	0	0	0	0	0	0	0	0	0	0		0		0
0	0	0	0	0	0	0	0	0	0	0	0		0		0
0	0	0	0	0	0	0	0	0	0	0	0		0		0
0	0	0	0	0	0	0	0	0	0	0	0		0		0
33	27	29	163	148	230	131	95	66	41	26	18		1,186		1,186

\*Lyon County Sheriff's Office does not report juvenile arrests

# Mesquite PD Arrests By Offense and Age

OFFENSE	SEX	10 &	11-12	13-14	15	16	17	Total <18	18	19	20	21
		Under										
Murder	M	0	0	0	0	0	0	0	0	0	0	0
	F	0	0	0	0	0	0	0	0	0	0	0
Manslaughter by Negligence	M	0	0	0	0	0	0	0	0	0	0	0
	F	0	0	0	0	0	0	0	0	0	0	0
Forcible Rape	M	0	0	0	0	0	0	0	0	0	0	0
	F	0	0	0	0	0	0	0	0	0	0	0
Robbery	M	0	0	0	0	0	2	2	0	0	0	0
	F	0	0	0	0	0	0	0	0	0	0	0
Aggravated Assault	M	0	0	0	0	0	1	1	1	0	0	0
	F	0	0	0	0	0	0	0	0	0	0	0
Other Assaults	M	0	1	5	3	1	5	15	10	1	5	4
	F	0	1	4	3	3	1	12	0	4	0	0
Burglary	M	0	3	3	2	3	2	13	1	3	1	1
	F	0	0	0	0	0	0	0	0	0	0	0
Larceny--Theft	M	0	6	5	3	0	0	14	0	0	1	1
	F	0	3	4	0	3	0	10	1	2	1	0
Motor Vehicle Theft	M	0	0	0	0	1	1	2	1	0	0	1
	F	0	0	1	1	1	0	3	0	0	0	0
Arson	M	0	0	0	0	0	0	0	0	0	0	0
	F	0	0	0	0	0	0	0	0	0	0	0
Forgery & Counterfeiting	M	0	0	0	0	0	0	0	0	0	0	0
	F	0	0	0	0	0	0	0	0	0	0	0
Fraud	M	0	0	0	0	0	0	0	0	0	0	0
	F	0	0	0	0	0	0	0	0	0	0	0
Embezzlement	M	0	0	0	0	0	0	0	0	0	0	0
	F	0	0	0	0	0	0	0	0	0	0	0
Stolen Property-Buy, Possess, Receive	M	0	0	1	0	0	1	2	0	0	1	1
	F	0	0	1	0	0	0	1	0	0	0	0
Vandalism	M	0	4	5	1	1	2	13	0	2	0	1
	F	0	0	1	0	0	0	1	0	0	0	0
Weapons-carrying, possession, etc...	M	0	0	0	0	0	1	1	0	0	1	0
	F	0	0	0	0	0	0	0	0	0	0	0
Prostitution & Commercialized Vice	M	0	0	0	0	0	0	0	0	0	0	0
	F	0	0	0	0	0	0	0	0	0	0	0
Other Sex Offenses	M	0	0	0	0	0	0	0	1	0	0	2
	F	0	0	0	0	0	0	0	0	0	0	0
Drug Abuse Violations	M	0	0	0	0	1	1	2	3	3	2	5
	F	0	0	0	0	1	0	1	2	0	2	1
Gambling	M	0	0	0	0	0	0	0	2	0	3	0
	F	0	0	0	0	0	0	0	0	2	0	0
Offenses Against Family & Children	M	0	0	0	0	0	0	0	0	0	0	0
	F	0	0	0	0	0	0	0	0	0	0	0
Driving Under the Influence	M	0	0	0	0	1	0	1	0	4	2	6
	F	0	0	0	0	0	0	0	0	0	2	1
Liquor Laws	M	0	0	3	3	8	9	23	15	41	22	3
	F	0	0	1	3	2	4	10	5	3	1	1
Drunkenness	M	0	0	0	0	0	0	0	0	0	0	0
	F	0	0	0	0	0	0	0	0	0	0	0
Disorderly Conduct	M	0	0	0	0	0	1	1	4	1	2	3
	F	0	0	0	1	0	0	1	1	0	0	2
Vagrancy	M	0	0	0	0	0	0	0	0	0	0	0
	F	0	0	0	0	0	0	0	0	0	0	0
All Other Offenses (except Traffic)	M	0	0	7	3	6	4	20	4	4	7	9
	F	0	0	3	1	6	0	10	3	0	1	1
Suspicion	M	0	0	0	0	0	0	0	2	1	1	2
	F	0	0	0	0	0	0	0	0	0	0	0
Curfew and Loitering Law Violations	M	0	0	6	3	15	8	32	0	0	0	0
	F	0	0	1	3	3	1	8	0	0	0	0
Runaway	M	0	0	0	0	0	0	0	0	0	0	0
	F	0	1	0	0	1	0	2	0	0	0	0
GRAND TOTAL		0	19	51	30	57	44	201	56	71	55	45

# Mesquite PD Arrests By Offense and Age

													over	Total >18	Grand Total
22	23	24	25-29	30-34	35-39	40-44	45-49	50-54	55-59	60-64	64				
0	0	0	0	0	0	0	0	0	0	0	0	0	0	0	0
0	0	0	0	0	0	0	0	0	0	0	0	0	0	0	0
0	0	0	0	0	0	0	0	0	0	0	0	0	0	0	0
0	0	0	0	0	0	0	0	0	0	0	0	0	0	0	0
0	0	0	1	0	0	0	0	1	0	0	0	0	2	2	2
0	0	0	0	0	0	0	0	0	0	0	0	0	0	0	0
0	0	0	1	0	1	1	0	0	0	0	0	0	3	5	5
0	0	0	0	0	0	0	1	0	0	0	0	0	1	1	1
1	1	0	0	0	0	1	0	0	0	0	0	0	4	5	5
0	0	0	0	1	0	0	1	0	0	0	0	0	2	2	2
5	1	2	17	19	13	16	5	3	4	1	0	106	121	121	121
4	1	5	6	5	8	5	3	2	0	0	1	44	56	56	56
0	0	0	0	1	1	0	3	0	0	0	0	11	24	24	24
0	0	0	0	1	2	0	0	0	0	0	0	3	3	3	3
1	0	0	4	4	3	3	2	1	0	3	2	25	39	39	39
0	0	0	0	1	4	1	0	1	0	0	0	11	21	21	21
0	2	1	3	3	1	0	0	0	0	0	0	12	14	14	14
0	0	0	0	0	1	0	0	0	0	0	0	1	4	4	4
0	0	0	0	0	0	0	0	0	0	0	0	0	0	0	0
0	0	0	0	0	0	0	0	0	0	0	0	0	0	0	0
1	0	0	0	0	0	0	0	0	0	0	0	1	1	1	1
0	0	0	0	0	0	0	0	0	0	0	0	0	0	0	0
0	0	0	1	0	1	0	0	0	0	0	0	2	2	2	2
0	0	0	0	1	0	0	0	0	0	0	0	1	1	1	1
0	0	0	0	2	0	1	0	0	0	0	0	3	3	3	3
0	0	0	0	0	0	0	0	0	0	0	0	0	0	0	0
0	0	0	1	0	0	0	0	0	0	0	0	3	5	5	5
0	0	0	0	0	0	0	0	0	0	0	0	0	0	0	0
1	1	1	2	2	4	0	0	1	1	0	1	17	30	30	30
1	0	0	1	0	0	1	0	0	0	0	0	3	4	4	4
0	0	1	0	0	1	2	0	1	0	0	0	6	7	7	7
0	0	0	0	0	0	0	1	0	0	0	0	1	1	1	1
0	0	0	0	0	0	0	0	0	0	0	0	0	0	0	0
0	0	0	0	0	0	0	0	0	0	0	0	0	0	0	0
0	0	0	0	0	0	0	0	0	0	0	0	3	3	3	3
0	0	0	0	0	0	0	0	0	0	0	0	0	0	0	0
1	3	1	7	6	6	4	0	0	1	1	0	43	45	45	45
0	1	0	3	2	1	1	2	0	0	0	0	15	16	16	16
0	0	0	0	0	0	0	0	0	0	0	0	5	5	5	5
0	0	0	0	0	0	0	0	0	0	0	0	2	2	2	2
0	0	0	0	0	0	0	0	0	0	0	0	0	0	0	0
0	0	0	0	1	0	0	0	0	0	0	0	1	1	1	1
8	9	8	17	28	22	19	13	14	3	6	5	164	165	165	165
1	3	0	5	5	7	5	5	1	2	0	1	38	38	38	38
2	1	4	3	4	3	2	2	2	0	0	2	106	129	129	129
0	0	1	0	1	2	2	0	0	0	0	0	16	26	26	26
1	1	0	1	1	2	0	2	4	2	1	0	15	15	15	15
0	0	0	0	0	1	0	0	0	0	0	0	1	1	1	1
5	4	0	13	10	8	3	5	4	2	1	0	65	66	66	66
1	0	0	0	0	8	0	0	0	0	1	0	13	14	14	14
0	0	0	0	0	0	0	0	0	0	0	0	0	0	0	0
0	0	0	0	0	0	0	0	0	0	0	0	0	0	0	0
4	6	3	24	11	10	12	8	6	3	6	2	119	139	139	139
1	0	1	2	6	6	1	2	1	0	0	0	25	35	35	35
0	0	1	2	0	2	1	0	2	0	0	0	14	14	14	14
0	0	0	1	0	0	0	0	0	0	0	0	1	1	1	1
0	0	0	0	0	0	0	0	0	0	0	0	0	32	32	32
0	0	0	0	0	0	0	0	0	0	0	0	0	8	8	8
0	0	0	0	0	0	0	0	0	0	0	0	0	0	0	0
0	0	0	0	0	0	0	0	0	0	0	0	0	2	2	2
38	34	29	115	115	118	81	55	44	18	20	14	908	1,109	1,109	1,109

# Mineral Co SO Arrests By Offense and Age

OFFENSE	SEX	10 &	11-12	13-14	15	16	17	Total <18	18	19	20	21
		Under										
Murder	M	0	0	0	0	0	0	0	0	0	0	0
	F	0	0	0	0	0	0	0	0	0	0	0
Manslaughter by Negligence	M	0	0	0	0	0	0	0	0	0	0	0
	F	0	0	0	0	0	0	0	0	0	0	0
Forcible Rape	M	0	0	0	0	0	0	0	0	1	0	0
	F	0	0	0	0	0	0	0	0	0	0	0
Robbery	M	0	0	0	1	0	0	1	0	0	0	0
	F	0	0	0	0	0	0	0	0	0	0	0
Aggravated Assault	M	0	0	0	0	0	0	0	0	0	0	0
	F	0	0	0	0	0	0	0	0	0	0	0
Other Assaults	M	1	5	2	1	1	1	11	2	1	0	0
	F	0	0	0	2	0	0	2	0	0	0	0
Burglary	M	1	1	0	1	0	1	4	0	1	0	0
	F	0	0	0	0	0	0	0	0	0	0	0
Larceny-Theft	M	0	0	1	2	0	0	3	0	0	0	0
	F	0	0	0	0	0	0	0	0	0	0	0
Motor Vehicle Theft	M	0	0	0	0	0	0	0	0	0	0	0
	F	0	0	0	0	0	0	0	0	0	0	0
Arson	M	3	1	1	0	0	0	5	0	0	0	0
	F	0	0	0	0	0	0	0	0	0	0	0
Forgery & Counterfeiting	M	0	0	0	0	0	0	0	0	0	0	0
	F	0	0	0	0	0	0	0	0	0	0	0
Fraud	M	0	0	0	0	0	0	0	0	0	0	0
	F	0	0	0	0	0	0	0	0	0	0	1
Embezzlement	M	0	0	0	0	0	0	0	0	0	0	0
	F	0	0	0	0	0	0	0	0	0	0	0
Stolen Property-Buy, Possess, Receive	M	0	0	0	1	1	1	3	1	0	0	0
	F	0	0	0	0	0	0	0	0	0	0	0
Vandalism	M	0	0	0	0	0	0	0	0	0	0	0
	F	0	0	0	0	0	0	0	0	0	0	0
Weapons-carrying, possession, etc...	M	0	0	0	0	0	0	0	0	0	0	0
	F	0	0	0	0	0	0	0	0	0	0	0
Prostitution & Commercialized Vice	M	0	0	0	0	0	0	0	0	0	0	0
	F	0	0	0	0	0	0	0	0	0	0	0
Other Sex Offenses	M	0	0	0	0	0	0	0	0	1	0	0
	F	0	0	0	0	0	0	0	0	0	0	0
Drug Abuse Violations	M	0	0	4	9	7	3	23	5	2	0	0
	F	0	0	0	0	1	1	2	1	0	1	0
Gambling	M	0	0	0	0	0	0	0	0	0	0	0
	F	0	0	0	0	0	0	0	0	0	0	0
Offenses Against Family & Children	M	0	0	1	0	0	1	2	0	0	0	1
	F	0	0	0	0	0	0	0	0	0	0	1
Driving Under the Influence	M	0	0	0	0	1	0	1	1	0	1	1
	F	0	0	0	0	0	1	1	0	1	0	0
Liquor Laws	M	0	0	2	5	6	5	18	1	1	2	0
	F	0	0	0	3	0	4	7	0	1	1	0
Drunkenness	M	0	0	0	0	0	0	0	0	0	0	0
	F	0	0	0	0	0	0	0	0	0	0	0
Disorderly Conduct	M	0	0	0	1	0	0	1	0	0	1	1
	F	0	0	0	0	0	0	0	0	0	0	0
Vagrancy	M	0	0	0	0	0	0	0	0	0	0	0
	F	0	0	0	0	0	0	0	0	0	0	0
All Other Offenses (except Traffic)	M	0	0	2	0	4	3	9	3	3	3	2
	F	0	0	4	7	0	2	13	2	0	1	0
Suspicion	M	0	0	0	1	0	0	1	0	0	0	0
	F	0	0	0	1	1	0	2	0	0	0	0
Curfew and Loitering Law Violations	M	0	0	2	1	0	1	4	0	0	0	0
	F	0	0	0	0	0	1	1	0	0	0	0
Runaway	M	0	1	3	1	1	1	7	0	0	0	0
	F	0	0	1	1	0	2	4	0	0	0	0
GRAND TOTAL		5	8	23	38	23	28	125	16	12	10	7



## Mineral Co SO Arrests By Offense and Age

												over	Total >18	Grand Total
22	23	24	25-29	30-34	35-39	40-44	45-49	50-54	55-59	60-64	64			
0	0	0	0	0	0	0	0	0	0	0	0	0	0	0
0	0	0	0	0	0	0	0	0	0	0	0	0	0	0
0	0	0	0	0	0	0	0	0	0	0	0	0	0	0
0	0	0	0	0	0	0	0	0	0	0	0	0	0	0
0	0	0	0	0	0	0	0	0	0	0	0	0	1	1
0	0	0	0	0	0	0	0	0	0	0	0	0	0	0
0	0	0	0	0	1	0	0	0	0	0	0	0	1	2
0	0	0	0	0	0	0	0	0	0	0	0	0	0	0
0	0	0	0	0	1	0	0	0	0	0	0	0	1	1
0	0	0	0	0	1	0	0	0	0	0	0	0	1	1
0	0	0	0	1	2	1	0	0	0	0	0	0	7	18
0	0	0	0	0	0	1	0	0	0	0	0	0	1	3
0	0	0	0	0	0	0	0	0	0	0	0	0	1	5
0	0	0	0	0	0	0	0	0	0	0	0	0	0	0
0	0	0	0	0	0	0	1	0	0	0	0	0	1	4
0	0	0	0	1	0	0	0	0	0	0	0	0	1	1
0	0	0	0	0	0	0	0	0	0	0	0	0	0	0
0	0	0	0	0	0	0	0	0	0	0	0	0	0	0
0	0	0	0	0	0	0	0	0	0	0	0	0	0	0
0	0	0	0	0	0	0	0	0	0	0	0	0	0	5
0	0	0	0	0	0	0	0	0	0	0	0	0	0	0
0	0	0	0	0	1	0	0	0	0	0	0	0	1	1
0	0	0	0	0	0	0	0	0	0	0	0	0	0	0
0	0	0	0	0	0	0	0	1	0	0	0	0	1	1
0	0	0	0	0	0	0	1	0	0	0	0	0	2	2
0	0	0	0	0	0	0	0	0	0	0	0	0	0	0
0	0	0	0	0	0	0	0	0	0	0	0	0	0	0
0	0	0	1	0	0	0	0	0	0	0	0	0	2	5
0	0	0	0	1	0	0	0	0	0	0	0	0	1	1
0	0	0	0	0	0	0	0	0	0	0	0	0	0	0
0	0	0	0	0	0	0	0	0	0	0	0	0	0	0
0	1	0	0	0	0	1	1	0	0	1	0	0	4	4
0	0	0	0	0	0	0	0	0	0	0	0	0	0	0
0	0	0	0	0	0	0	0	0	0	0	0	0	0	0
0	0	0	0	0	0	0	0	0	0	0	0	0	0	0
0	0	0	0	0	0	0	0	0	0	0	0	0	1	1
0	0	0	0	0	0	0	0	0	0	0	0	0	0	0
0	1	2	3	1	0	2	0	0	0	0	0	0	16	39
0	1	0	2	1	0	0	0	0	0	0	0	0	6	8
0	0	0	0	0	0	0	0	0	0	0	0	0	0	0
0	0	0	0	0	0	0	0	0	0	0	0	0	0	0
0	1	0	1	3	2	4	1	0	1	1	1	1	16	18
0	0	1	1	5	0	3	4	0	1	0	0	0	16	16
1	1	1	0	1	1	3	4	3	1	2	1	22	23	23
0	0	0	1	0	1	1	0	0	0	0	1	5	6	6
0	0	0	1	0	0	1	0	0	0	0	0	6	24	24
0	0	0	0	0	0	0	0	0	0	0	0	2	9	9
0	0	0	0	0	0	0	0	0	0	0	0	0	0	0
0	0	0	0	0	0	0	0	0	0	0	0	0	0	0
1	0	0	1	1	4	2	2	0	0	0	0	13	14	14
1	0	0	0	0	1	1	0	0	0	0	0	3	3	3
0	0	0	0	0	0	0	0	0	0	0	0	0	0	0
0	0	0	0	0	0	0	0	0	0	0	0	0	0	0
4	2	1	9	11	6	9	9	4	0	0	0	66	75	75
0	1	2	6	2	4	2	3	1	1	0	0	25	38	38
0	0	0	0	0	0	0	0	0	0	0	0	0	1	1
0	0	0	0	0	0	0	0	0	0	0	0	0	2	2
0	0	0	0	0	0	0	0	0	0	0	0	0	4	4
0	0	0	0	0	0	0	0	0	0	0	0	0	1	1
0	0	0	0	0	0	0	0	0	0	0	0	0	7	7
0	0	0	0	0	0	0	0	0	0	0	0	0	4	4
7	8	7	26	28	25	31	26	9	4	4	3	223	348	348

# North Las Vegas PD Arrests By Offense and Age

OFFENSE	SEX	10 & Under	11-12	13-14	15	16	17	Total <18	18	19	20	21
Murder	M	0	0	0	0	1	1	2	1	0	1	0
	F	0	0	0	0	0	0	0	0	0	0	0
Manslaughter by Negligence	M	0	0	0	0	0	0	0	0	0	1	0
	F	0	0	0	0	0	0	0	0	0	0	0
Forcible Rape	M	0	0	1	0	1	1	3	0	0	0	1
	F	0	0	0	0	0	0	0	0	0	0	0
Robbery	M	0	1	4	9	7	4	25	6	4	5	2
	F	0	0	3	1	0	0	4	0	1	0	0
Aggravated Assault	M	0	2	5	4	7	10	28	8	6	10	6
	F	0	0	2	3	0	3	8	0	4	1	3
Other Assaults	M	0	5	10	12	4	15	46	16	15	16	21
	F	1	1	16	4	8	8	38	8	6	4	3
Burglary	M	1	9	25	11	10	10	66	1	2	4	2
	F	0	0	2	0	1	0	3	0	0	0	1
Larceny--Theft	M	1	15	41	16	24	19	116	24	18	9	12
	F	0	7	20	7	10	11	55	9	6	6	4
Motor Vehicle Theft	M	0	1	7	4	3	6	21	1	1	1	2
	F	0	0	3	4	2	1	10	1	0	0	0
Arson	M	0	1	0	0	1	0	2	0	0	0	0
	F	0	0	0	0	0	0	0	0	0	0	0
Forgery & Counterfeiting	M	0	0	0	0	0	1	1	2	2	1	1
	F	0	0	0	1	0	0	1	0	0	1	0
Fraud	M	0	0	0	0	0	0	0	0	0	0	3
	F	0	0	1	0	1	1	3	0	0	1	2
Embezzlement	M	0	0	0	0	0	0	0	2	0	0	1
	F	0	0	0	0	1	0	1	1	2	2	0
Stolen Property-Buy, Possess, Receive	M	0	1	4	4	3	6	18	13	6	4	0
	F	0	0	0	0	1	0	1	5	0	0	0
Vandalism	M	3	5	16	12	10	5	51	6	2	1	2
	F	0	0	1	0	1	0	2	0	0	0	0
Weapons-carrying, possession, etc...	M	0	1	6	5	6	5	23	14	10	9	9
	F	0	0	1	0	0	0	1	1	0	0	3
Prostitution & Commercialized Vice	M	0	0	0	0	0	0	0	0	0	0	0
	F	0	0	0	0	0	0	0	0	0	0	0
Other Sex Offenses	M	0	4	5	1	0	1	11	1	0	2	1
	F	0	1	0	1	0	0	2	0	0	0	0
Drug Abuse Violations	M	0	3	7	14	30	21	75	43	28	30	35
	F	0	0	6	1	1	6	14	1	6	3	3
Gambling	M	0	0	0	0	0	0	0	0	1	0	0
	F	0	0	0	0	0	0	0	0	0	0	0
Offenses Against Family & Children	M	0	0	0	0	0	0	0	0	0	0	0
	F	0	0	1	0	0	0	1	0	0	0	0
Driving Under the Influence	M	0	0	0	0	1	3	4	5	10	13	18
	F	0	0	0	0	0	0	0	0	1	1	2
Liquor Laws	M	0	0	1	1	2	4	8	2	12	6	5
	F	0	0	0	2	0	0	2	0	0	1	0
Drunkenness	M	0	0	0	0	0	0	0	0	0	0	0
	F	0	0	0	0	0	0	0	0	0	0	0
Disorderly Conduct	M	0	0	0	4	2	1	7	2	0	3	1
	F	0	0	0	1	0	0	1	1	1	0	0
Vagrancy	M	0	0	0	0	2	0	2	6	5	4	1
	F	0	0	0	0	0	1	1	0	0	1	2
All Other Offenses (except Traffic)	M	1	3	21	20	29	39	113	81	95	130	91
	F	1	1	1	4	6	8	21	15	16	12	16
Suspicion	M	0	0	0	0	0	0	0	0	0	0	0
	F	0	0	0	0	0	0	0	0	0	0	0
Curfew and Loitering Law Violations	M	0	0	7	0	3	6	16	0	0	0	0
	F	0	0	0	0	1	2	3	0	0	0	0
Runaway	M	0	0	0	0	0	0	0	0	0	0	0
	F	0	0	0	0	0	0	0	0	0	0	0
GRAND TOTAL		8	61	217	146	179	199	810	276	260	283	253

# North Las Vegas PD Arrests By Offense and Age

												over	Total >18	Grand Total
22	23	24	25-29	30-34	35-39	40-44	45-49	50-54	55-59	60-64	64			
1	0	0	0	0	0	0	1	1	0	0	0	5	7	
0	0	0	0	0	0	0	0	0	0	0	0	0	0	
0	0	0	0	0	0	0	0	0	0	0	0	1	1	
0	0	0	0	0	0	0	0	0	0	0	0	0	0	
2	1	2	2	2	2	1	0	1	0	0	0	14	17	
0	0	0	0	0	0	1	0	0	0	0	0	1	1	
0	1	3	12	7	11	7	4	0	0	0	0	62	87	
0	2	1	1	3	0	1	0	0	0	0	0	9	13	
6	5	9	19	18	18	31	13	4	4	2	2	161	189	
0	3	2	11	7	9	6	2	3	1	0	0	52	60	
21	24	15	102	101	108	67	38	17	4	3	4	572	618	
7	0	4	27	23	15	12	8	3	1	1	0	122	160	
4	2	1	6	9	7	8	3	1	1	0	0	51	117	
1	0	0	0	2	4	2	2	0	0	0	0	12	15	
10	11	5	56	81	81	83	39	20	8	5	3	465	581	
5	7	6	21	19	36	20	15	5	3	1	0	163	218	
1	1	1	1	2	0	1	0	0	0	1	0	13	34	
1	0	0	0	2	1	0	1	0	0	0	0	6	16	
0	0	0	0	1	0	0	0	0	1	0	0	2	4	
0	0	0	0	0	0	0	0	0	0	0	0	0	0	
1	0	3	9	22	2	3	3	2	0	0	0	51	52	
3	0	2	11	4	9	5	1	2	0	0	0	38	39	
3	1	2	0	4	5	5	4	2	0	0	2	31	31	
0	0	1	2	1	2	1	1	0	0	0	0	11	14	
0	0	1	4	4	5	2	1	0	0	0	0	20	20	
0	1	1	0	3	1	0	1	1	0	0	0	13	14	
2	3	2	4	4	4	2	1	0	1	0	0	46	64	
1	0	0	1	2	0	0	0	0	0	0	0	9	10	
1	1	0	6	5	5	1	1	0	0	0	0	31	82	
0	0	0	0	1	2	0	0	1	0	0	0	4	6	
11	5	6	35	21	19	7	5	1	2	0	2	156	179	
1	0	1	1	0	2	0	1	0	0	0	0	10	11	
0	0	0	1	0	1	2	0	0	0	0	0	4	4	
0	0	0	0	2	0	3	1	0	0	0	0	6	6	
1	1	0	3	7	6	4	5	0	0	0	1	32	43	
0	0	0	0	0	0	0	1	0	0	0	0	1	3	
29	22	29	115	102	79	62	30	7	4	4	0	619	694	
6	2	4	14	21	11	14	4	0	1	0	0	90	104	
0	0	0	0	0	0	0	0	0	0	0	0	1	1	
0	0	0	0	0	0	0	0	0	0	0	0	0	0	
0	0	1	2	1	0	0	1	0	0	0	0	5	5	
0	0	2	1	2	0	0	0	0	0	0	0	5	6	
17	18	24	93	72	73	52	37	14	13	5	7	471	475	
0	2	1	9	8	7	12	7	2	4	0	4	60	60	
3	3	4	41	39	68	59	45	35	24	18	3	367	375	
0	1	0	1	8	15	7	5	4	1	0	1	44	46	
0	0	0	0	0	0	0	0	0	0	1	0	1	1	
0	0	0	0	0	0	0	0	0	0	0	0	0	0	
2	0	1	10	4	10	9	3	4	0	0	0	49	56	
1	1	1	4	1	1	1	0	2	1	0	0	15	16	
5	5	4	20	18	19	16	5	0	2	2	0	112	114	
0	1	0	2	7	8	2	2	1	0	0	0	26	27	
96	84	91	379	372	372	273	168	73	30	18	13	2,366	2,479	
25	18	22	105	94	81	69	23	8	1	1	1	507	528	
0	0	0	0	0	0	0	0	0	0	0	0	0	0	
0	0	0	0	0	0	0	0	0	0	0	0	0	0	
0	0	0	0	0	0	0	0	0	0	0	0	0	16	
0	0	0	0	0	0	0	0	0	0	0	0	0	3	
0	0	0	0	0	0	0	0	0	0	0	0	0	0	
0	0	0	0	0	0	0	0	0	0	0	0	0	0	
267	226	252	1,131	1,106	1,099	851	482	214	107	62	43	6,912	7,722	

# Nye Co SO Arrests By Offense and Age

OFFENSE	SEX	10 &	11-12	13-14	15	16	17	Total <18	18	19	20	21
		Under										
Murder	M	0	0	0	0	0	0	0	0	0	0	0
	F	0	0	0	0	0	0	0	0	0	0	0
Manslaughter by Negligence	M	0	0	0	0	0	0	0	0	0	0	0
	F	0	0	0	0	0	0	0	0	0	0	0
Forcible Rape	M	0	0	0	0	0	0	0	0	0	0	0
	F	0	0	0	0	0	0	0	0	0	0	0
Robbery	M	0	0	0	0	0	0	0	0	0	1	0
	F	0	0	0	0	0	0	0	0	0	0	0
Aggravated Assault	M	0	0	0	0	0	0	0	0	0	0	0
	F	0	0	0	0	0	0	0	0	0	0	0
Other Assaults	M	0	2	1	3	2	0	8	0	0	0	1
	F	0	1	2	1	0	0	4	0	0	0	2
Burglary	M	0	0	1	1	0	1	3	0	0	1	1
	F	0	0	0	0	0	0	0	0	0	0	0
Larceny--Theft	M	0	0	0	0	0	0	0	0	0	0	0
	F	0	0	0	0	1	1	2	0	0	0	0
Motor Vehicle Theft	M	0	0	0	0	0	1	1	0	0	0	0
	F	0	0	0	0	0	0	0	0	0	1	0
Arson	M	0	0	0	0	0	0	0	0	0	0	0
	F	0	0	0	0	0	0	0	0	0	0	0
Forgery & Counterfeiting	M	0	0	0	0	0	0	0	0	0	0	0
	F	0	0	0	0	0	0	0	0	0	0	0
Fraud	M	0	0	0	0	0	0	0	0	0	0	0
	F	0	0	0	0	0	0	0	0	0	0	0
Embezzlement	M	0	0	0	0	0	0	0	0	0	0	0
	F	0	0	0	0	0	0	0	0	0	0	0
Stolen Property-Buy, Possess, Receive	M	0	0	2	1	1	1	5	0	0	0	0
	F	0	0	2	2	0	0	4	0	0	0	0
Vandalism	M	0	0	0	0	0	0	0	0	0	0	0
	F	0	0	0	0	0	0	0	0	0	0	0
Weapons-carrying, possession, etc...	M	0	0	0	0	1	0	1	0	0	0	0
	F	0	0	0	0	0	0	0	0	0	0	0
Prostitution & Commercialized Vice	M	0	0	0	0	0	0	0	0	0	0	0
	F	0	0	0	0	0	0	0	0	0	0	0
Other Sex Offenses	M	1	0	0	0	0	0	1	0	1	0	0
	F	0	0	0	0	0	0	0	0	0	0	0
Drug Abuse Violations	M	0	0	0	3	2	3	8	0	0	0	3
	F	0	0	1	1	1	0	3	0	0	0	2
Gambling	M	0	0	0	0	0	0	0	0	0	0	0
	F	0	0	0	0	0	0	0	0	0	0	0
Offenses Against Family & Children	M	0	0	0	0	0	0	0	0	0	1	1
	F	0	0	0	0	0	0	0	0	0	0	0
Driving Under the Influence	M	0	0	0	0	0	2	2	0	1	2	6
	F	0	0	0	0	0	0	0	0	0	0	0
Liquor Laws	M	0	0	0	0	1	1	2	4	4	1	0
	F	0	0	0	0	0	0	0	1	2	0	0
Drunkenness	M	0	0	0	0	0	1	1	0	1	3	1
	F	0	0	0	0	0	0	0	0	0	1	1
Disorderly Conduct	M	0	0	0	0	0	0	0	0	0	0	0
	F	0	0	0	0	0	0	0	0	0	0	0
Vagrancy	M	0	0	0	0	0	0	0	0	0	0	0
	F	0	0	0	0	0	0	0	0	0	0	0
All Other Offenses (except Traffic)	M	0	0	0	1	2	1	4	1	3	4	17
	F	0	0	0	1	0	1	2	0	1	1	1
Suspicion	M	0	0	0	0	0	0	0	0	0	0	0
	F	0	0	0	0	0	0	0	0	0	0	0
Curfew and Loitering Law Violations	M	1	0	1	0	0	0	2	0	0	0	0
	F	0	0	0	0	0	0	0	0	0	0	0
Runaway	M	0	0	0	0	0	0	0	0	0	0	0
	F	0	0	1	1	2	0	4	0	0	0	0
GRAND TOTAL		2	3	11	15	13	13	57	6	13	16	36

# Nye Co SO Arrests By Offense and Age

													over	Total >18	Grand Total
22	23	24	25-29	30-34	35-39	40-44	45-49	50-54	55-59	60-64	64				
0	0	0	0	0	0	0	0	0	0	0	1		1		
0	0	0	0	0	0	0	0	0	0	0	0		0		0
0	0	0	0	0	0	0	0	0	0	0	0		0		0
0	0	0	0	0	0	0	0	0	0	0	0		0		0
0	0	0	0	0	0	0	0	0	0	0	0		0		0
0	0	0	0	0	0	0	0	0	0	0	0		0		0
0	0	0	0	1	1	0	0	0	0	0	0		3		3
0	0	0	0	0	0	0	0	0	0	0	0		0		0
0	1	4	4	9	4	2	2	0	0	0	0		26		26
0	0	0	0	1	3	0	0	0	0	0	0		4		4
7	10	13	22	21	19	10	4	4	0	0	0		111		119
1	0	8	10	8	3	1	2	0	0	0	1		36		40
1	5	9	7	5	5	2	2	1	1	0	0		40		43
0	0	0	2	1	3	2	0	0	0	0	0		8		8
1	1	2	2	4	3	2	0	0	0	0	1		16		16
0	0	1	1	2	2	3	0	1	0	0	0		10		12
0	0	1	0	0	0	0	0	0	0	0	0		1		2
0	0	0	0	0	1	0	0	0	0	0	0		2		2
0	0	0	0	0	0	1	0	0	0	0	0		1		1
0	0	0	0	0	0	0	0	0	0	0	0		0		0
0	0	1	0	1	0	0	0	0	0	0	0		2		2
0	0	0	0	0	1	0	0	0	0	0	0		1		1
0	0	0	0	0	0	0	0	0	0	0	0		0		0
0	1	0	0	0	0	0	0	0	0	0	0		1		1
0	0	0	1	1	1	1	0	0	0	0	0		4		4
0	0	0	0	0	0	0	0	0	0	0	0		0		0
0	1	7	3	7	3	1	1	0	0	0	0		23		28
0	0	1	1	2	2	1	0	0	0	0	0		7		11
0	0	0	0	0	0	0	0	0	0	0	0		0		0
0	0	0	0	0	1	0	0	0	0	0	0		1		1
0	1	4	4	3	0	0	2	0	0	0	0		14		15
0	0	1	0	1	0	0	0	0	0	0	0		2		2
0	0	0	0	0	0	0	0	0	0	0	0		0		0
0	0	0	0	0	0	0	0	0	0	0	0		0		0
0	1	2	6	4	2	2	1	0	0	0	0		19		20
0	0	0	0	0	1	0	0	0	0	0	0		1		1
13	10	21	28	27	20	14	4	1	0	0	0		141		149
0	1	1	7	7	8	3	0	1	0	0	0		30		33
0	0	0	0	0	0	0	0	0	0	0	0		0		0
0	0	0	0	0	0	0	0	0	0	0	0		0		0
1	2	3	2	6	2	3	2	0	0	0	0		23		23
0	0	2	1	1	2	0	0	0	0	0	0		6		6
19	24	35	38	34	32	27	18	16	11	3	0		266		268
1	0	5	5	12	10	10	5	0	0	0	0		48		48
2	4	4	4	3	7	3	1	0	1	0	0		38		40
0	0	1	1	0	2	0	0	0	0	0	0		7		7
4	9	11	12	15	16	9	3	5	3	2	0		94		95
0	2	3	3	3	6	2	1	2	0	0	0		24		24
0	0	0	0	0	0	1	0	1	0	0	0		2		2
0	0	0	0	0	0	0	0	0	0	0	0		0		0
0	0	0	0	0	1	0	0	0	1	0	0		2		2
0	0	0	0	0	0	0	0	0	0	0	0		0		0
24	43	56	58	55	52	45	25	15	6	3	0		407		411
2	10	16	24	27	19	15	5	0	0	0	0		121		123
0	0	0	0	0	0	0	0	0	0	0	0		0		0
0	0	0	0	0	0	0	0	0	0	0	0		0		0
0	0	0	0	0	0	0	0	0	0	0	0		0		2
0	0	0	0	0	0	0	0	0	0	0	0		0		0
0	0	0	0	0	0	0	0	0	0	0	0		0		0
0	0	0	0	0	0	0	0	0	0	0	0		0		4
76	126	212	246	261	232	160	78	47	23	8	3		1,543		1,600

# Pershing Co SO Arrests By Offense and Age

OFFENSE	SEX	10 & Under	11-12	13-14	15	16	17	Total <18	18	19	20	21
Murder	M	0	0	0	0	0	0	0	0	0	0	0
	F	0	0	0	0	0	0	0	0	0	0	0
Manslaughter by Negligence	M	0	0	0	0	0	0	0	0	0	0	0
	F	0	0	0	0	0	0	0	0	0	0	0
Forcible Rape	M	0	0	0	0	0	0	0	0	0	0	0
	F	0	0	0	0	0	0	0	0	0	0	0
Robbery	M	0	0	0	0	0	0	0	0	0	0	0
	F	0	0	0	0	0	0	0	0	0	0	0
Aggravated Assault	M	0	0	0	1	0	0	1	2	2	0	0
	F	0	0	0	0	0	0	0	0	0	0	0
Other Assaults	M	0	0	0	0	0	0	0	0	0	0	0
	F	0	0	0	0	0	0	0	0	0	0	0
Burglary	M	0	4	0	0	0	0	4	0	0	1	1
	F	0	0	0	0	0	0	0	0	0	0	0
Larceny--Theft	M	0	1	2	2	0	0	5	1	1	0	0
	F	0	0	0	0	0	0	0	0	0	0	0
Motor Vehicle Theft	M	0	0	1	0	0	0	1	0	0	0	0
	F	0	0	0	0	0	0	0	0	0	0	0
Arson	M	0	0	0	0	0	0	0	0	0	0	0
	F	0	0	0	0	0	0	0	0	0	0	0
Forgery & Counterfeiting	M	0	0	0	0	0	0	0	0	0	0	0
	F	0	0	0	0	0	0	0	0	0	0	0
Fraud	M	0	0	0	0	0	0	0	0	0	0	0
	F	0	0	0	0	0	0	0	0	0	0	0
Embezzlement	M	0	0	0	0	0	0	0	0	0	0	0
	F	0	0	0	0	0	0	0	0	0	0	0
Stolen Property-Buy, Possess, Receive	M	0	0	0	0	0	0	0	0	0	0	0
	F	0	0	0	0	0	0	0	0	0	0	0
Vandalism	M	0	0	0	0	0	0	0	1	0	0	0
	F	0	0	0	0	0	0	0	0	0	0	0
Weapons-carrying, possession, etc...	M	0	0	0	0	0	0	0	0	0	0	0
	F	0	0	0	0	0	0	0	0	0	0	0
Prostitution & Commercialized Vice	M	0	0	0	0	0	0	0	0	0	0	0
	F	0	0	0	0	0	0	0	0	0	0	0
Other Sex Offenses	M	0	0	0	0	0	0	0	0	0	0	0
	F	0	0	0	0	0	0	0	0	0	0	0
Drug Abuse Violations	M	0	0	0	0	0	0	0	0	0	0	2
	F	0	0	0	0	0	0	0	0	0	0	1
Gambling	M	0	0	0	0	0	0	0	0	0	0	0
	F	0	0	0	0	0	0	0	0	0	0	0
Offenses Against Family & Children	M	0	0	0	0	0	0	0	0	0	0	0
	F	0	0	0	0	0	0	0	0	0	0	0
Driving Under the Influence	M	0	0	0	0	0	0	0	1	1	0	0
	F	0	0	0	0	0	0	0	0	0	0	0
Liquor Laws	M	0	0	0	1	0	0	1	3	4	0	0
	F	0	0	2	0	1	0	3	1	1	0	0
Drunkenness	M	0	0	0	0	0	0	0	0	0	0	0
	F	0	0	0	0	0	0	0	0	0	0	0
Disorderly Conduct	M	0	0	0	0	0	0	0	0	0	0	1
	F	0	0	0	0	0	0	0	0	0	0	0
Vagrancy	M	0	0	0	0	0	0	0	0	0	0	0
	F	0	0	0	0	0	0	0	0	0	0	0
All Other Offenses (except Traffic)	M	0	0	0	2	0	2	4	0	0	0	0
	F	0	0	0	0	0	0	0	0	0	0	1
Suspicion	M	0	0	0	0	0	0	0	0	0	0	0
	F	0	0	0	0	0	0	0	0	0	0	0
Curfew and Loitering Law Violations	M	0	0	0	0	0	0	0	0	0	0	0
	F	0	0	0	0	0	0	0	0	0	0	0
Runaway	M	0	0	0	0	0	0	0	0	0	0	0
	F	0	0	0	0	0	0	0	0	0	0	0
GRAND TOTAL		0	5	5	6	1	2	19	9	9	1	6

										over		Total >18	Grand Total
22	23	24	25-29	30-34	35-39	40-44	45-49	50-54	55-59	60-64	64		
0	0	0	0	0	0	0	0	0	0	0	0	0	0
0	0	0	0	0	0	0	0	0	0	0	0	0	0
0	0	0	0	0	0	0	0	0	0	0	0	0	0
0	0	0	0	0	0	0	0	0	0	0	0	0	0
0	0	0	0	0	0	0	0	0	0	0	0	0	0
0	0	0	0	0	0	0	0	0	0	0	0	0	0
0	0	0	0	0	0	0	1	0	0	0	0	1	1
0	0	0	0	0	0	0	0	0	0	0	0	0	0
0	0	1	1	2	1	6	1	0	0	0	0	16	17
0	0	0	0	0	0	0	0	0	0	0	0	0	0
0	0	0	0	0	0	0	0	0	0	0	0	0	0
0	1	0	0	0	0	0	0	0	0	0	0	1	1
0	0	1	0	0	0	0	0	0	0	0	0	3	7
0	0	0	0	0	0	1	0	0	0	0	0	1	1
0	0	0	0	3	1	0	0	2	0	0	0	8	13
0	0	0	0	0	0	0	0	0	0	0	0	0	0
0	0	0	1	0	0	0	0	0	0	0	0	1	2
0	0	0	0	0	1	0	0	0	0	0	0	1	1
0	0	0	0	0	0	0	0	0	0	0	0	0	0
0	0	0	0	0	0	0	0	0	0	0	0	0	0
0	0	0	0	2	0	0	0	0	0	0	0	2	2
0	0	0	0	0	0	0	0	0	0	0	0	0	0
0	1	0	0	0	0	0	0	0	0	0	0	1	1
0	0	0	0	0	0	0	0	0	0	0	0	0	0
0	0	0	0	0	0	0	0	0	0	0	0	0	0
0	0	0	0	0	0	0	0	0	0	0	0	0	0
0	0	0	0	0	0	0	0	0	0	0	0	0	0
0	0	0	0	0	0	0	0	0	0	0	0	0	0
0	0	0	0	0	0	0	0	0	0	0	0	0	0
0	0	0	0	1	0	0	0	0	0	0	0	2	2
0	0	0	0	0	0	0	0	0	0	0	0	0	0
0	0	0	0	0	0	0	0	0	0	0	0	0	0
0	0	0	0	0	0	0	0	0	0	0	0	0	0
0	0	0	0	0	0	0	0	0	0	0	0	0	0
0	0	0	0	0	0	0	0	0	0	0	0	0	0
0	0	0	0	0	0	0	0	0	0	0	0	0	0
0	0	0	0	0	0	0	0	0	0	0	0	0	0
0	0	0	0	0	0	0	0	0	0	0	0	0	0
2	5	2	2	0	0	0	1	0	0	0	0	14	14
0	0	0	0	2	0	0	1	0	0	0	0	4	4
0	0	0	0	0	0	0	0	0	0	0	0	0	0
0	0	0	0	0	0	0	0	0	0	0	0	0	0
0	0	0	0	0	0	0	0	1	0	0	0	1	1
0	0	0	0	0	0	0	0	0	0	0	0	0	0
0	0	0	0	1	0	1	0	0					



# Reno PD Arrests By Offenses and Age

OFFENSE	SEX	10 & Under	11-12	13-14	15	16	17	Total <18	18	19	20	21
Murder	M	0	0	0	1	1	1	3	2	1	3	1
	F	0	0	0	0	0	0	0	0	0	0	0
Manslaughter by Negligence	M	0	0	0	0	0	0	0	0	0	0	0
	F	0	0	0	0	0	0	0	0	0	0	0
Forcible Rape	M	0	1	1	1	1	3	7	0	1	0	0
	F	0	0	0	0	0	0	0	0	0	0	0
Robbery	M	0	1	0	2	9	11	23	3	12	8	5
	F	0	0	0	0	0	2	2	0	1	3	1
Aggravated Assault	M	0	2	2	1	2	1	8	0	8	5	4
	F	0	0	0	1	1	0	2	2	1	1	2
Other Assaults	M	4	22	27	21	28	31	133	7	24	24	33
	F	1	2	27	15	16	11	72	6	8	8	18
Burglary	M	0	2	28	13	18	27	88	3	22	16	9
	F	0	2	0	2	8	6	18	2	3	3	3
Larceny--Theft	M	1	27	74	58	67	80	307	28	61	33	26
	F	2	12	51	34	53	47	199	18	19	13	11
Motor Vehicle Theft	M	0	0	3	4	5	2	14	3	0	1	0
	F	0	0	1	3	3	0	7	0	0	1	0
Arson	M	0	1	0	0	0	1	2	0	1	0	0
	F	0	0	0	0	0	1	1	0	0	0	0
Forgery & Counterfeiting	M	0	0	0	0	0	2	2	1	2	4	2
	F	0	0	0	0	0	1	1	0	1	1	1
Fraud	M	0	0	0	0	1	4	5	1	9	4	4
	F	0	0	2	0	1	1	4	0	5	2	4
Embezzlement	M	0	0	0	0	1	4	5	2	2	2	3
	F	0	0	1	0	1	2	4	2	2	4	2
Stolen Property-Buy, Possess, Receive	M	0	0	6	4	5	3	18	4	7	11	14
	F	0	0	3	7	5	2	17	0	3	2	2
Vandalism	M	3	15	25	18	12	22	95	2	7	8	6
	F	3	1	5	2	3	2	16	1	1	1	0
Weapons-carrying, possession, etc...	M	0	0	4	4	4	4	16	2	4	6	3
	F	0	0	1	0	0	0	1	0	0	0	0
Prostitution & Commercialized Vice	M	0	0	0	0	0	0	0	0	0	0	2
	F	0	0	0	0	2	0	2	0	3	1	0
Other Sex Offenses	M	0	0	1	2	2	0	5	0	3	6	3
	F	0	0	0	0	0	0	0	0	1	0	0
Drug Abuse Violations	M	0	2	8	22	20	25	77	13	49	34	35
	F	0	2	4	4	13	6	29	3	12	2	3
Gambling	M	0	0	0	0	0	0	0	0	0	0	0
	F	0	0	0	0	0	0	0	0	1	0	0
Offenses Against Family & Children	M	0	0	0	1	2	0	3	1	2	1	0
	F	0	1	1	1	0	1	4	3	1	2	3
Driving Under the Influence	M	0	0	3	0	3	5	11	8	14	23	32
	F	0	0	0	0	0	1	1	0	3	6	2
Liquor Laws	M	1	2	10	11	28	49	101	31	85	68	75
	F	0	1	11	8	15	23	58	15	37	35	19
Drunkenness	M	0	0	0	0	0	0	0	0	0	0	0
	F	0	0	0	0	0	0	0	0	0	0	0
Disorderly Conduct	M	0	0	0	0	0	2	2	0	6	2	3
	F	0	0	1	0	1	0	2	0	0	0	1
Vagrancy	M	0	2	1	6	3	7	19	3	4	14	10
	F	0	0	0	1	1	1	3	1	0	1	0
All Other Offenses (except Traffic)	M	2	33	85	84	90	77	371	14	90	83	92
	F	2	11	116	84	59	47	319	4	18	22	19
Suspicion	M	0	0	0	0	0	0	0	0	0	0	0
	F	0	0	0	0	0	0	0	0	0	0	0
Curfew and Loitering Law Violations	M	3	5	15	31	72	99	225	0	0	0	0
	F	0	0	21	25	59	50	155	0	0	0	0
Runaway	M	0	0	24	22	25	15	86	0	0	0	0
	F	0	6	37	47	59	28	177	0	0	0	0
GRAND TOTAL		22	153	599	540	699	707	2,720	185	534	464	453

# Reno PD Arrests By Offenses and Age

22	23	24	25-29	30-34	35-39	40-44	45-49	50-54	55-59	60-64	over 64	Total >18	Grand Total
2	0	1	3	1	2	3	1	0	1	0	0	21	24
0	0	0	0	0	0	0	0	0	0	0	0	0	0
0	0	0	0	0	0	0	0	0	0	0	0	0	0
0	0	0	0	0	0	0	0	0	0	0	0	0	0
2	0	2	4	0	5	1	0	0	1	1	1	18	25
0	0	0	1	0	0	0	0	0	0	0	0	1	1
8	3	4	22	17	23	9	8	4	2	0	1	129	152
1	0	1	4	2	1	1	1	0	0	0	0	16	18
6	4	2	14	15	14	11	10	3	0	1	0	97	105
0	0	1	2	1	3	6	2	0	0	0	0	21	23
46	34	37	153	179	173	118	125	49	12	12	14	1,040	1,173
7	9	10	39	44	49	31	20	7	2	3	5	266	338
12	9	6	29	43	31	19	16	7	3	0	0	225	313
3	3	2	18	15	9	7	8	1	0	0	0	77	95
24	20	14	60	79	104	71	71	47	16	7	8	669	976
8	14	11	33	42	51	30	31	22	12	5	7	327	526
2	1	0	0	2	1	0	1	0	0	0	0	11	25
0	0	0	0	0	1	0	0	0	0	0	0	2	9
0	0	1	0	0	1	0	1	0	0	1	0	5	7
0	0	0	0	0	0	0	0	0	0	0	0	0	1
3	1	1	7	11	16	9	3	0	0	3	0	63	65
2	3	1	6	5	3	2	1	1	2	0	0	29	30
11	6	2	22	22	25	22	20	10	3	0	2	163	168
2	2	2	4	7	13	7	5	5	0	0	1	59	63
0	3	2	4	9	2	2	5	2	1	0	0	39	44
4	0	0	5	3	5	1	0	1	2	1	0	32	36
11	3	9	21	36	23	16	9	7	1	0	0	172	190
5	2	3	5	5	4	1	1	1	0	0	0	34	51
8	3	2	15	20	12	7	7	6	1	1	2	107	202
2	0	0	1	3	2	2	1	1	0	0	0	15	31
4	1	4	12	9	13	10	5	2	1	0	0	76	92
0	0	0	1	1	0	0	0	0	0	0	0	2	3
0	0	1	0	3	6	5	4	3	2	1	3	30	30
0	2	3	12	22	29	18	12	0	0	0	0	102	104
5	3	5	13	8	9	6	3	4	3	2	2	75	80
0	0	0	0	1	0	0	0	0	0	0	0	2	2
31	25	20	121	102	105	60	59	23	4	1	1	683	760
6	4	6	22	30	30	16	9	4	1	0	0	148	177
0	0	0	0	0	0	0	0	0	0	0	0	0	0
0	0	0	0	0	0	0	0	0	0	0	0	1	1
5	1	3	14	14	11	16	4	5	0	1	0	78	81
2	5	3	19	25	16	8	3	1	0	0	0	91	95
35	28	19	110	85	104	60	67	50	23	12	12	682	693
2	4	1	20	11	20	19	19	7	3	6	6	129	130
46	26	22	79	79	103	87	129	110	32	21	33	1,026	1,127
4	1	4	8	13	19	13	8	5	3	2	2	188	246
0	0	0	0	0	0	0	0	0	0	0	0	0	0
0	0	0	0	0	0	0	0	0	0	0	0	0	0
4	4	6	14	19	23	27	23	26	9	3	5	174	176
0	1	0	0	1	2	4	1	2	1	1	0	14	16
7	8	8	19	14	12	16	6	1	2	0	1	125	144
1	2	1	4	3	2	0	0	0	0	0	0	15	18
95	78	78	318	323	372	280	291	174	65	32	52	2,437	2,808
19	22	21	93	91	98	71	63	27	7	6	5	586	905
0	0	0	0	0	0	0	0	0	0	0	0	0	0
0	0	0	0	0	0	0	0	0	0	0	0	0	0
0	0	0	0	0	0	0	0	0	0	0	0	0	225
0	0	0	0	0	0	0	0	0	0	0	0	0	155
0	0	0	0	0	0	0	0	0	0	0	0	0	86
0	0	0	0	0	0	0	0	0	0	0	0	0	177
435	335	319	1,351	1,415	1,547	1,092	1,053	618	215	123	163	10,302	13,022

# Sparks PD Arrests By Offenses and Ages

OFFENSE	SEX	10 &	11-12	13-14	15	16	17	Total <18	18	19	20	21
		Under										
Murder	M	0	0	0	0	0	1	1	0	0	0	0
	F	0	0	0	0	0	0	0	0	0	0	0
Manslaughter by Negligence	M	0	0	0	0	0	0	0	0	0	0	0
	F	0	0	0	0	0	0	0	0	0	0	0
Forcible Rape	M	1	0	0	0	0	0	1	0	0	0	1
	F	0	0	0	0	0	0	0	0	0	0	0
Robbery	M	0	0	1	3	1	0	5	3	1	1	4
	F	0	0	0	0	0	0	0	0	0	0	0
Aggravated Assault	M	0	1	3	3	6	4	17	1	0	2	4
	F	0	0	1	2	0	0	3	2	0	0	0
Other Assaults	M	0	13	25	9	6	24	77	13	14	22	11
	F	2	3	13	9	6	7	40	2	4	3	3
Burglary	M	3	8	11	6	11	13	52	12	24	9	6
	F	0	2	3	3	1	1	10	0	1	0	5
Larceny--Theft	M	4	25	50	21	22	22	144	18	13	13	3
	F	2	16	32	10	10	4	74	6	7	0	2
Motor Vehicle Theft	M	0	1	1	3	4	2	11	5	2	3	0
	F	0	0	4	3	2	1	10	0	0	0	3
Arson	M	0	1	2	0	0	0	3	0	0	0	0
	F	0	1	0	0	0	0	1	0	0	0	0
Forgery & Counterfeiting	M	0	0	0	0	0	0	0	0	0	1	0
	F	0	0	0	0	0	0	0	1	2	0	0
Fraud	M	0	0	3	5	0	3	11	1	0	1	0
	F	0	0	0	0	0	0	0	0	2	0	0
Embezzlement	M	0	0	0	0	3	1	4	2	2	0	0
	F	0	0	0	1	1	1	3	0	0	2	2
Stolen Property-Buy, Possess, Receive	M	0	5	5	5	4	3	22	6	3	2	4
	F	0	0	0	2	1	1	4	0	1	0	1
Vandalism	M	1	5	10	5	6	8	35	3	2	0	2
	F	0	0	2	3	0	1	6	1	1	0	0
Weapons-carrying, possession, etc...	M	1	2	4	2	3	1	13	0	2	0	0
	F	0	0	0	0	0	0	0	0	0	0	0
Prostitution & Commercialized Vice	M	0	0	0	0	0	0	0	0	0	0	0
	F	0	0	0	0	0	0	0	0	0	0	0
Other Sex Offenses	M	1	1	3	1	0	2	8	1	4	0	0
	F	0	0	0	0	0	0	0	0	0	0	0
Drug Abuse Violations	M	0	0	10	11	11	25	57	30	25	23	15
	F	0	0	2	2	6	8	18	4	9	8	5
Gambling	M	0	0	0	0	1	0	1	0	1	0	0
	F	0	0	1	1	0	0	2	0	0	0	0
Offenses Against Family & Children	M	0	0	2	1	0	0	3	30	12	11	8
	F	0	0	1	1	1	1	4	6	0	2	4
Driving Under the Influence	M	0	0	0	0	0	1	1	9	8	5	9
	F	0	0	0	0	0	0	0	1	3	2	5
Liquor Laws	M	0	1	14	13	20	39	87	17	15	13	5
	F	0	1	13	11	8	6	39	4	2	0	0
Drunkenness	M	0	0	0	0	0	0	0	0	0	0	0
	F	0	0	0	0	0	0	0	0	0	0	0
Disorderly Conduct	M	0	1	6	11	7	9	34	4	6	8	3
	F	0	4	5	1	4	2	16	1	1	1	0
Vagrancy	M	0	0	1	0	0	0	1	0	0	0	0
	F	0	0	0	0	0	0	0	0	0	0	0
All Other Offenses (except Traffic)	M	3	22	48	42	54	31	200	15	14	15	19
	F	0	4	37	33	23	18	115	4	1	1	2
Suspicion	M	0	0	0	0	0	0	0	0	0	0	0
	F	0	0	0	0	0	0	0	0	0	0	0
Curfew and Loitering Law Violations	M	3	9	28	29	35	63	167	0	0	0	0
	F	1	4	17	19	16	23	80	0	0	0	0
Runaway	M	0	6	28	14	11	12	71	0	0	0	0
	F	0	4	41	43	32	13	133	0	0	0	0
GRAND TOTAL		22	140	427	328	316	351	1,584	202	182	148	126

# Sparks PD Arrests By Offenses and Ages

22	23	24	25-29	30-34	35-39	40-44	45-49	50-54	55-59	60-64	over 64	Total >18	Grand Total
0	0	0	0	0	0	0	0	0	0	0	0	0	1
0	0	0	0	0	0	0	0	0	0	0	0	0	0
0	0	0	0	0	0	0	0	0	0	0	0	0	0
0	0	0	0	0	0	0	0	0	0	0	0	0	0
0	0	0	1	0	0	3	0	0	0	0	2	7	8
0	0	0	0	0	0	0	0	0	0	0	0	0	0
0	4	0	3	2	1	2	0	0	0	0	0	21	26
0	0	0	0	0	0	1	0	0	0	0	0	1	1
2	6	3	5	3	2	4	5	1	2	0	0	40	57
0	0	0	1	1	3	0	3	0	0	0	0	10	13
15	8	19	77	71	79	50	32	7	4	2	1	425	502
4	5	2	22	18	23	14	7	1	1	2	2	113	153
7	8	1	9	15	20	9	3	2	0	0	0	125	177
0	1	0	1	3	2	3	0	1	0	0	0	17	27
10	4	4	15	12	14	15	11	5	4	0	1	142	286
0	4	4	6	9	6	7	3	0	1	0	6	61	135
0	1	0	2	4	3	3	2	1	0	0	0	26	37
0	0	0	0	0	1	1	0	0	0	0	0	5	15
0	0	0	1	0	0	0	0	0	0	0	0	1	4
0	0	0	0	0	0	0	0	0	0	0	0	0	1
0	2	0	4	10	5	5	1	0	0	0	0	28	28
2	0	2	3	2	2	2	0	0	0	0	0	16	16
0	1	1	9	4	11	5	3	0	0	1	1	38	49
1	0	0	2	7	7	2	1	0	0	0	0	22	22
0	1	0	3	3	3	2	0	2	1	0	0	19	23
0	0	1	3	3	4	2	0	1	0	0	0	18	21
0	1	0	4	6	2	12	1	0	0	0	0	41	63
0	1	0	2	0	1	2	1	0	0	0	0	9	13
2	0	1	4	6	6	2	1	0	0	1	3	33	68
0	0	0	0	1	1	0	1	0	2	0	0	7	13
0	2	0	6	4	3	2	3	0	0	0	0	22	35
0	0	0	0	0	0	2	0	0	0	0	0	2	2
0	0	0	0	0	0	0	0	0	0	0	0	0	0
0	0	0	0	0	0	0	0	0	0	0	0	0	0
2	0	1	2	1	8	5	7	1	4	2	1	39	47
0	0	0	0	0	0	0	0	1	0	0	0	1	1
17	12	14	56	64	41	28	20	5	1	2	1	354	411
1	1	4	18	21	18	9	1	4	1	0	0	104	122
0	0	0	1	0	1	1	0	0	0	0	0	4	5
0	0	0	0	0	0	0	0	0	0	0	0	0	2
6	5	3	10	5	14	6	3	1	0	3	1	118	121
4	2	2	12	7	9	2	3	0	0	0	0	53	57
9	20	11	35	34	29	40	37	22	14	6	8	296	297
3	1	2	9	8	7	6	7	2	0	2	6	64	64
2	1	0	2	4	7	2	3	3	1	3	0	78	165
0	0	0	5	3	4	3	1	0	0	1	0	23	62
0	0	0	0	0	0	0	0	0	0	0	0	0	0
0	0	0	0	0	0	0	0	0	0	0	0	0	0
4	2	1	7	5	9	4	9	2	3	1	0	68	102
1	1	0	5	3	4	2	1	0	0	0	0	20	36
1	0	0	3	1	2	0	2	1	0	1	1	12	13
0	0	0	0	0	1	0	0	0	0	0	0	1	1
15	7	9	63	60	52	41	19	16	7	3	6	361	561
3	3	5	10	12	21	14	4	1	2	0	2	85	200
0	0	0	0	0	0	0	0	0	0	0	0	0	0
0	0	0	0	0	0	0	0	0	0	0	0	0	0
0	0	0	0	0	0	0	0	0	0	0	0	0	167
0	0	0	0	0	0	0	0	0	0	0	0	0	80
0	0	0	0	0	0	0	0	0	0	0	0	0	71
0	0	0	0	0	0	0	0	0	0	0	0	0	133
111	104	90	421	412	426	313	195	80	48	30	42	2,930	4,514

# Storey Co SO Arrests By Offense and Age

OFFENSE	SEX	10 & Under	11-12	13-14	15	16	17	Total <18	18	19	20	21
Murder	M	0	0	0	0	0	0	0	0	0	0	0
	F	0	0	0	0	0	0	0	0	0	0	0
Manslaughter by Negligence	M	0	0	0	0	0	0	0	0	0	0	0
	F	0	0	0	0	0	0	0	0	0	0	0
Forcible Rape	M	0	0	0	0	0	0	0	0	0	0	0
	F	0	0	0	0	0	0	0	0	0	0	0
Robbery	M	0	0	0	0	0	0	0	0	0	0	0
	F	0	0	0	0	0	0	0	0	0	0	0
Aggravated Assault	M	0	0	0	0	0	0	0	0	1	2	0
	F	0	0	0	0	0	0	0	0	0	0	0
Other Assaults	M	0	0	0	1	0	0	1	0	0	0	0
	F	0	0	0	0	0	0	0	0	0	0	0
Burglary	M	0	0	2	0	0	0	2	0	0	0	0
	F	0	0	0	0	0	0	0	0	0	0	0
Larceny—Theft	M	0	0	0	0	0	0	0	0	1	0	1
	F	0	0	0	0	0	0	0	1	0	0	0
Motor Vehicle Theft	M	0	0	0	0	0	0	0	0	0	0	0
	F	0	0	0	0	0	0	0	0	0	0	0
Arson	M	0	0	0	0	0	0	0	0	0	0	0
	F	0	0	0	0	0	0	0	0	0	0	0
Forgery & Counterfeiting	M	0	0	0	0	0	0	0	0	0	0	0
	F	0	0	0	0	0	0	0	1	0	0	0
Fraud	M	0	0	0	0	0	0	0	0	0	0	0
	F	0	0	0	0	0	0	0	0	0	0	0
Embezzlement	M	0	0	0	0	0	0	0	0	0	0	0
	F	0	0	0	0	0	0	0	0	0	0	0
Stolen Property-Buy, Possess, Receive	M	0	0	0	0	0	0	0	0	0	0	0
	F	0	0	0	0	0	0	0	1	0	0	0
Vandalism	M	0	1	3	0	2	1	7	0	0	0	0
	F	0	0	2	0	0	0	2	0	0	0	0
Weapons-carrying, possession, etc...	M	0	0	0	0	0	0	0	0	0	0	0
	F	0	0	0	0	0	0	0	0	0	0	0
Prostitution & Commercialized Vice	M	0	0	0	0	0	0	0	0	0	0	0
	F	0	0	0	0	0	0	0	0	0	0	0
Other Sex Offenses	M	0	0	0	0	0	0	0	1	0	0	0
	F	0	0	0	0	0	0	0	0	0	0	0
Drug Abuse Violations	M	0	0	0	1	0	1	2	0	0	2	0
	F	0	0	0	0	0	1	1	0	0	0	0
Gambling	M	0	0	0	0	0	0	0	0	0	0	0
	F	0	0	0	0	0	0	0	0	0	0	0
Offenses Against Family & Children	M	0	0	0	0	0	0	0	0	0	0	0
	F	0	0	0	0	1	0	1	0	0	0	0
Driving Under the Influence	M	0	0	0	0	0	0	0	0	1	1	0
	F	0	0	0	0	0	0	0	0	0	0	1
Liquor Laws	M	0	0	1	1	1	2	5	1	0	0	0
	F	0	0	0	0	0	1	1	0	0	0	0
Drunkenness	M	0	0	2	0	0	0	2	0	0	0	0
	F	0	0	1	0	0	0	1	0	0	0	0
Disorderly Conduct	M	0	0	0	1	0	1	2	0	0	0	0
	F	0	0	2	1	0	0	3	0	0	0	0
Vagrancy	M	0	0	0	0	0	0	0	0	0	0	0
	F	0	0	0	0	0	0	0	0	0	0	0
All Other Offenses (except Traffic)	M	0	0	2	1	0	2	5	0	0	0	0
	F	0	0	1	0	0	1	2	0	0	1	0
Suspicion	M	0	0	0	0	0	0	0	0	0	0	0
	F	0	0	0	0	0	0	0	0	0	0	0
Curfew and Loitering Law Violations	M	0	0	0	0	0	0	0	0	0	0	0
	F	0	0	0	0	0	0	0	0	0	0	0
Runaway	M	0	0	3	0	0	1	4	0	0	0	0
	F	0	0	10	3	1	0	14	0	0	0	0
GRAND TOTAL		0	1	29	9	5	11	55	5	3	6	2

---

2	1	5	17	20	35	24	22	6	9	4	5	166	221
---	---	---	----	----	----	----	----	---	---	---	---	-----	-----

# TMCC PD Arrests By Offenses and Age

OFFENSE	SEX	10 & Under	11-12	13-14	15	16	17	Total <18	18	19	20	21
Murder	M	0	0	0	0	0	0	0	0	0	0	0
	F	0	0	0	0	0	0	0	0	0	0	0
Manslaughter by Negligence	M	0	0	0	0	0	0	0	0	0	0	0
	F	0	0	0	0	0	0	0	0	0	0	0
Forcible Rape	M	0	0	0	0	0	0	0	0	0	0	0
	F	0	0	0	0	0	0	0	0	0	0	0
Robbery	M	0	0	0	0	0	0	0	0	0	0	0
	F	0	0	0	0	0	0	0	0	0	0	0
Aggravated Assault	M	0	0	0	0	0	0	0	0	0	0	0
	F	0	0	0	0	0	0	0	0	0	0	0
Other Assaults	M	0	0	0	0	0	0	0	0	0	0	0
	F	0	0	0	0	0	0	0	0	0	0	0
Burglary	M	0	0	0	0	0	0	0	0	0	0	0
	F	0	0	0	0	0	0	0	0	0	0	0
Larceny--Theft	M	0	0	0	0	0	0	0	0	0	0	0
	F	0	0	0	0	0	0	0	0	0	0	0
Motor Vehicle Theft	M	0	0	0	0	0	0	0	0	0	0	0
	F	0	0	0	0	0	0	0	0	0	0	0
Arson	M	0	0	0	0	0	0	0	0	0	0	0
	F	0	0	0	0	0	0	0	0	0	0	0
Forgery & Counterfeiting	M	0	0	0	0	0	0	0	0	0	0	0
	F	0	0	0	0	0	0	0	0	0	0	0
Fraud	M	0	0	0	0	0	0	0	0	0	0	0
	F	0	0	0	0	0	0	0	0	0	0	0
Embezzlement	M	0	0	0	0	0	0	0	0	0	0	0
	F	0	0	0	0	0	0	0	0	0	0	0
Stolen Property-Buy, Possess, Receive	M	0	0	0	0	0	0	0	0	0	0	0
	F	0	0	0	0	0	0	0	0	0	0	0
Vandalism	M	0	0	0	0	0	0	0	0	0	0	1
	F	0	0	0	0	0	0	0	0	0	0	0
Weapons-carrying, possession, etc...	M	0	0	0	0	0	0	0	0	0	0	0
	F	0	0	0	0	0	0	0	0	0	0	0
Prostitution & Commercialized Vice	M	0	0	0	0	0	0	0	0	0	0	0
	F	0	0	0	0	0	0	0	0	0	0	0
Other Sex Offenses	M	0	0	0	0	0	0	0	0	0	0	0
	F	0	0	0	0	0	0	0	0	0	0	0
Drug Abuse Violations	M	0	0	0	0	0	0	0	0	0	0	0
	F	0	0	0	0	0	0	0	0	0	0	0
Gambling	M	0	0	0	0	0	0	0	0	0	0	0
	F	0	0	0	0	0	0	0	0	0	0	0
Offenses Against Family & Children	M	0	0	0	0	0	0	0	0	0	0	0
	F	0	0	0	0	0	0	0	0	0	0	0
Driving Under the Influence	M	0	0	0	0	0	0	0	1	0	0	0
	F	0	0	0	0	0	0	0	0	0	0	0
Liquor Laws	M	0	0	0	0	0	0	0	0	0	0	0
	F	0	0	0	0	0	0	0	0	0	0	0
Drunkenness	M	0	0	0	0	0	0	0	0	0	0	0
	F	0	0	0	0	0	0	0	0	0	0	0
Disorderly Conduct	M	0	0	0	0	0	0	0	0	0	0	0
	F	0	0	0	0	0	0	0	0	0	0	0
Vagrancy	M	0	0	0	0	0	0	0	0	0	0	0
	F	0	0	0	0	0	0	0	0	0	0	0
All Other Offenses (except Traffic)	M	0	0	0	0	0	0	0	0	0	0	0
	F	0	0	0	0	0	0	0	0	0	0	0
Suspicion	M	0	0	0	0	0	0	0	0	0	0	0
	F	0	0	0	0	0	0	0	0	0	0	0
Curfew and Loitering Law Violations	M	0	0	0	0	0	0	0	0	0	0	0
	F	0	0	0	0	0	0	0	0	0	0	0
Runaway	M	0	0	0	0	0	0	0	0	0	0	0
	F	0	0	0	0	0	0	0	0	0	0	0
GRAND TOTAL		0	0	0	0	0	0	0	1	0	0	1



[illegible]

# UNLV PD Arrests By Offenses and Age

OFFENSE	SEX	10 & Under	11-12	13-14	15	16	17	Total <18	18	19	20	21
Murder	M	0	0	0	0	0	0	0	0	0	0	0
	F	0	0	0	0	0	0	0	0	0	0	0
Manslaughter by Negligence	M	0	0	0	0	0	0	0	0	0	0	0
	F	0	0	0	0	0	0	0	0	0	0	0
Forcible Rape	M	0	0	0	0	0	0	0	0	0	0	0
	F	0	0	0	0	0	0	0	0	0	0	0
Robbery	M	0	0	0	0	0	0	0	0	0	0	0
	F	0	0	0	0	0	0	0	0	0	0	0
Aggravated Assault	M	0	0	0	0	0	0	0	1	0	0	0
	F	0	0	0	0	0	0	0	0	0	0	0
Other Assaults	M	0	0	0	0	0	1	1	1	4	2	0
	F	0	0	0	0	0	0	0	3	0	0	1
Burglary	M	0	0	0	0	0	0	0	1	0	0	1
	F	0	0	0	0	0	0	0	0	0	0	0
Larceny--Theft	M	0	0	2	2	0	0	4	0	1	0	2
	F	0	0	0	0	0	0	0	0	0	0	0
Motor Vehicle Theft	M	0	0	0	0	0	1	1	0	0	0	0
	F	0	0	0	0	0	0	0	0	0	0	0
Arson	M	0	0	0	0	0	0	0	0	0	0	0
	F	0	0	0	0	0	0	0	0	0	0	0
Forgery & Counterfeiting	M	0	0	0	0	0	0	0	0	0	0	0
	F	0	0	0	0	0	0	0	0	0	0	0
Fraud	M	0	1	0	0	0	0	1	3	1	3	0
	F	0	0	0	0	0	0	0	0	0	0	0
Embezzlement	M	0	0	0	0	0	0	0	0	0	0	1
	F	0	0	0	0	0	0	0	0	0	0	0
Stolen Property-Buy, Possess, Receive	M	0	1	5	3	0	0	9	0	0	1	1
	F	0	0	0	0	0	0	0	0	0	0	0
Vandalism	M	0	0	0	0	0	0	0	0	0	0	0
	F	0	0	0	0	0	0	0	0	0	0	0
Weapons-carrying, possession, etc...	M	0	0	0	0	0	1	1	2	0	0	0
	F	0	0	0	0	0	0	0	0	0	0	0
Prostitution & Commercialized Vice	M	0	0	0	0	0	0	0	0	0	0	0
	F	0	0	0	0	0	0	0	0	0	0	0
Other Sex Offenses	M	0	0	0	0	0	0	0	1	0	0	0
	F	0	0	0	0	0	0	0	0	0	0	0
Drug Abuse Violations	M	0	0	0	1	0	2	3	4	0	1	3
	F	0	0	0	0	0	0	0	0	0	0	0
Gambling	M	0	0	0	0	0	0	0	0	0	0	0
	F	0	0	0	0	0	0	0	0	0	0	0
Offenses Against Family & Children	M	0	0	0	0	0	0	0	0	0	0	0
	F	0	0	0	0	0	0	0	0	0	0	0
Driving Under the Influence	M	1	0	0	0	0	0	1	0	1	0	4
	F	0	0	0	0	0	0	0	0	1	0	0
Liquor Laws	M	0	0	0	0	0	1	1	3	1	1	0
	F	0	0	0	0	0	0	0	0	0	0	0
Drunkenness	M	0	0	0	0	0	0	0	0	0	0	0
	F	0	0	0	0	0	0	0	0	0	0	0
Disorderly Conduct	M	0	0	0	0	1	0	1	1	0	0	0
	F	0	0	0	0	0	0	0	0	0	0	0
Vagrancy	M	0	0	0	0	0	0	0	0	0	0	0
	F	0	0	0	0	0	0	0	0	0	0	0
All Other Offenses (except Traffic)	M	0	1	2	1	3	2	9	3	4	4	4
	F	0	0	1	0	0	0	1	0	0	1	1
Suspicion	M	0	0	0	0	0	0	0	0	0	0	0
	F	0	0	0	0	0	0	0	0	0	0	0
Curfew and Loitering Law Violations	M	0	0	0	0	0	0	0	0	0	0	0
	F	0	0	0	0	0	0	0	0	0	0	0
Runaway	M	0	0	0	0	0	0	0	0	0	0	0
	F	0	0	0	0	0	0	0	0	0	0	0
GRAND TOTAL		1	3	10	7	4	8	33	23	13	13	18

UNLV PD Arrests By Offenses and Age

												over	Total >18	Grand Total
22	23	24	25-29	30-34	35-39	40-44	45-49	50-54	55-59	60-64	64			
0	0	0	0	0	0	0	0	0	0	0	0	0	0	0
0	0	0	0	0	0	0	0	0	0	0	0	0	0	0
0	0	0	0	0	0	0	0	0	0	0	0	0	0	0
0	0	0	0	0	0	0	0	0	0	0	0	0	0	0
0	0	0	0	0	0	0	0	0	0	0	0	0	0	0
0	0	0	0	0	0	0	0	0	0	0	0	0	0	0
0	0	0	0	0	0	0	0	0	0	0	0	0	0	0
0	0	0	0	0	0	0	0	0	0	0	0	0	0	0
0	0	0	1	0	1	0	1	0	0	0	0	0	4	4
0	0	0	0	0	0	0	0	0	0	0	0	0	0	0
0	1	1	7	6	7	1	2	0	2	1	0	35	36	36
0	0	0	2	0	0	1	0	1	0	0	0	8	8	8
0	0	0	0	0	1	0	1	0	0	0	1	5	5	5
0	0	0	0	0	0	0	0	0	0	0	0	0	0	0
0	0	1	0	0	4	1	2	0	0	0	0	11	15	15
0	0	0	0	0	0	0	0	0	0	0	0	0	0	0
0	0	0	0	1	0	0	0	0	0	0	0	1	2	2
0	0	0	0	0	0	0	0	0	0	0	0	0	0	0
0	0	0	0	0	0	0	0	0	0	0	0	0	0	0
0	0	0	0	0	0	0	0	0	0	0	0	0	0	0
0	0	0	0	0	0	0	0	0	0	0	0	0	0	0
2	0	1	1	2	1	3	4	0	0	0	0	21	22	22
0	0	0	0	2	0	0	0	0	0	0	0	2	2	2
0	0	0	0	0	0	0	0	0	0	0	0	1	1	1
0	0	0	0	0	0	0	0	0	0	0	0	0	0	0
1	0	0	1	1	1	0	0	0	0	0	0	6	15	15
0	0	0	0	0	0	0	0	0	0	0	0	0	0	0
1	0	0	0	0	0	0	0	0	0	0	0	1	1	1
0	0	0	0	0	0	0	0	0	0	0	0	0	0	0
0	0	0	0	1	0	0	0	0	0	0	0	3	4	4
0	0	0	0	0	0	0	0	0	0	0	0	0	0	0
0	0	0	0	0	0	0	0	0	0	0	0	0	0	0
0	0	0	0	0	0	0	0	0	0	0	0	0	0	0
0	0	0	1	0	0	0	0	0	0	0	0	1	1	1
1	0	1	1	1	0	0	0	0	0	0	0	5	5	5
0	0	2	0	0	0	0	0	0	0	0	0	2	2	2
0	0	1	4	2	0	0	0	0	0	0	0	15	18	18
0	0	0	0	0	1	0	0	0	0	0	0	1	1	1
0	0	0	0	0	0	0	0	0	0	0	0	0	0	0
0	0	0	0	0	0	0	0	0	0	0	0	0	0	0
0	0	0	0	2	0	0	0	0	0	0	0	2	2	2
0	0	0	0	0	0	0	0	0	0	0	0	0	0	0
0	1	0	7	7	4	2	1	0	0	2	0	29	30	30
0	1	0	0	0	1	0	1	0	1	0	0	5	5	5
0	0	0	3	2	1	0	0	0	0	0	0	11	12	12
0	0	0	1	0	0	0	0	0	0	0	0	1	1	1
0	0	0	0	0	0	0	0	0	0	0	0	0	0	0
0	0	0	0	0	0	0	0	0	0	0	0	0	0	0
1	1	1	3	1	1	1	1	0	0	0	0	11	12	12
0	0	0	0	0	0	0	0	0	0	0	0	0	0	0
0	0	0	0	0	0	0	0	0	0	0	0	0	0	0
0	0	0	0	0	0	0	0	0	0	0	0	0	0	0
9	3	4	11	4	4	5	5	1	1	1	2	65	74	74
1	1	0	1	1	2	2	0	1	0	0	0	11	12	12
0	0	0	0	0	0	0	0	0	0	0	0	0	0	0
0	0	0	0	0	0	0	0	0	0	0	0	0	0	0
0	0	0	0	0	0	0	0	0	0	0	0	0	0	0
0	0	0	0	0	0	0	0	0	0	0	0	0	0	0
0	0	0	0	0	0	0	0	0	0	0	0	0	0	0
0	0	0	0	0	0	0	0	0	0	0	0	0	0	0
0	0	0	0	0	0	0	0	0	0	0	0	0	0	0
16	8	12	44	33	29	16	18	3	4	4	3	257	290	290

# UNR PD Arrests By Offenses and Age

OFFENSE	SEX	10 &	11-12	13-14	15	16	17	Total <18	18	19	20	21
		Under										
Murder	M	0	0	0	0	0	0	0	0	0	0	0
	F	0	0	0	0	0	0	0	0	0	0	0
Manslaughter by Negligence	M	0	0	0	0	0	0	0	0	0	0	0
	F	0	0	0	0	0	0	0	0	0	0	0
Forcible Rape	M	0	0	0	0	0	0	0	0	0	0	0
	F	0	0	0	0	0	0	0	0	0	0	0
Robbery	M	0	0	0	0	0	0	0	0	0	0	0
	F	0	0	0	0	0	0	0	0	0	0	0
Aggravated Assault	M	0	0	0	0	0	0	0	0	1	0	4
	F	0	0	0	0	0	0	0	0	0	0	1
Other Assaults	M	0	0	0	0	1	1	2	2	0	2	2
	F	0	0	0	0	0	0	0	1	0	0	0
Burglary	M	0	0	0	0	0	0	0	1	1	0	0
	F	0	0	0	0	0	0	0	0	0	0	0
Larceny--Theft	M	0	0	0	0	0	0	0	0	0	0	1
	F	0	0	0	0	0	0	0	0	0	0	0
Motor Vehicle Theft	M	0	0	0	0	0	0	0	0	0	0	0
	F	0	0	0	0	0	0	0	0	0	0	0
Arson	M	0	0	0	0	0	0	0	0	0	0	0
	F	0	0	0	0	0	0	0	0	0	0	0
Forgery & Counterfeiting	M	0	0	0	0	0	0	0	4	0	0	0
	F	0	0	0	0	0	0	0	0	0	0	0
Fraud	M	0	0	0	0	0	0	0	5	4	3	0
	F	0	0	0	0	0	0	0	0	0	2	0
Embezzlement	M	0	0	0	0	0	0	0	0	0	0	0
	F	0	0	0	0	0	0	0	0	0	0	0
Stolen Property-Buy, Possess, Receive	M	0	0	0	0	0	0	0	1	0	0	0
	F	0	0	0	0	0	0	0	0	2	0	0
Vandalism	M	0	0	0	0	0	0	0	2	0	2	0
	F	0	0	0	0	0	0	0	0	0	0	0
Weapons-carrying, possession, etc...	M	0	0	0	0	0	0	0	0	0	2	0
	F	0	0	0	0	0	0	0	0	0	0	0
Prostitution & Commercialized Vice	M	0	0	0	0	0	0	0	0	0	0	0
	F	0	0	0	0	0	0	0	0	0	0	0
Other Sex Offenses	M	0	0	0	0	0	0	0	0	0	0	0
	F	0	0	0	0	0	0	0	0	0	0	0
Drug Abuse Violations	M	0	0	0	0	2	0	2	2	2	5	2
	F	0	0	0	0	0	0	0	1	1	1	1
Gambling	M	0	0	0	0	0	0	0	0	0	0	0
	F	0	0	0	0	0	0	0	0	0	0	0
Offenses Against Family & Children	M	0	0	0	0	0	0	0	0	0	0	0
	F	0	0	0	0	0	0	0	0	0	0	0
Driving Under the Influence	M	0	0	0	0	0	2	2	4	2	6	11
	F	0	0	0	0	0	3	3	0	1	1	1
Liquor Laws	M	0	0	0	0	1	7	8	21	10	15	3
	F	0	0	0	0	0	2	2	3	3	1	0
Drunkenness	M	0	0	0	0	0	2	2	0	0	0	0
	F	0	0	0	0	0	0	0	0	0	0	0
Disorderly Conduct	M	0	0	0	0	0	0	0	1	0	0	1
	F	0	0	0	0	0	0	0	0	0	0	0
Vagrancy	M	0	0	0	0	0	0	0	0	0	0	0
	F	0	0	0	0	0	0	0	0	0	0	0
All Other Offenses (except Traffic)	M	0	0	0	0	1	1	2	5	3	6	10
	F	0	0	0	0	0	2	2	1	5	3	2
Suspicion	M	0	0	0	0	0	0	0	0	0	0	0
	F	0	0	0	0	0	0	0	0	0	0	0
Curfew and Loitering Law Violations	M	0	0	0	0	1	2	3	0	0	0	0
	F	0	0	0	0	0	1	1	0	0	0	0
Runaway	M	0	0	0	0	0	0	0	0	0	0	0
	F	0	0	1	0	0	1	2	0	0	0	0
GRAND TOTAL		0	0	1	0	6	24	31	54	35	49	39

## UNR PD Arrests By Offenses and Age

												over	Total >18	Grand Total
22	23	24	25-29	30-34	35-39	40-44	45-49	50-54	55-59	60-64	64			
0	0	0	0	0	0	0	0	0	0	0	0	0	0	0
0	0	0	0	0	0	0	0	0	0	0	0	0	0	0
0	0	0	0	0	0	0	0	0	0	0	0	0	0	0
0	0	0	0	0	0	0	0	0	0	0	0	0	0	0
0	0	0	0	0	0	0	0	0	0	0	0	0	0	0
0	0	0	0	0	0	0	0	0	0	0	0	0	0	0
0	0	0	0	0	0	0	0	0	0	0	0	0	0	0
0	0	0	0	0	0	0	0	0	0	0	0	0	0	0
2	0	0	0	0	0	1	0	0	0	0	0	0	8	8
0	0	0	1	0	0	0	0	0	0	0	0	0	2	2
0	0	0	0	0	0	0	1	0	0	0	0	0	7	9
0	0	0	0	0	0	0	0	0	0	0	0	0	1	1
0	0	0	0	0	0	0	1	0	0	0	0	0	3	3
0	0	0	0	1	0	0	0	0	0	0	0	0	1	1
0	0	0	0	0	1	0	1	0	0	0	0	0	3	3
0	0	0	0	0	0	1	0	0	0	0	0	0	1	1
0	0	0	0	0	0	0	0	0	0	0	0	0	0	0
0	0	0	0	0	0	0	0	0	0	0	0	0	0	0
0	0	0	0	0	0	0	0	0	0	0	0	0	0	0
0	0	0	0	0	0	0	0	0	0	0	0	0	0	0
0	0	0	0	0	0	0	0	0	0	0	0	0	0	0
0	0	0	0	0	0	0	0	0	0	0	0	0	0	0
0	0	0	0	0	0	0	0	0	0	0	0	0	0	0
0	0	0	0	0	0	0	0	0	0	0	0	0	0	0
0	0	0	0	0	0	0	0	0	0	0	0	0	0	0
0	0	0	0	0	0	0	0	0	0	0	0	0	0	0
0	0	0	0	0	0	0	0	0	0	0	0	0	0	0
0	0	0	0	0	0	0	0	0	0	0	0	0	0	0
0	0	0	0	0	0	0	0	0	0	0	0	0	0	0
0	0	0	0	0	0	0	0	0	0	0	0	0	0	0
0	0	0	0	0	0	0	0	0	0	0	0	0	0	0
0	0	0	0	0	0	0	0	0	0	0	0	0	0	0
0	0	0	0	0	0	0	0	0	0	0	0	0	0	0
0	0	0	0	0	0	0	0	0	0	0	0	0	0	0
0	0	0	0	0	0	0	0	0	0	0	0	0	0	0
0	0	0	0	0	0	0	0	0	0	0	0	0	0	0
0	0	0	0	0	0	0	0	0	0	0	0	0	0	0
0	0	0	0	0	0	0	0	0	0	0	0	0	0	0
0	0	0	0	0	0	0	0	0	0	0	0	0	0	0
0	0	0	0	0	0	0	0	0	0	0	0	0	0	0
0	0	0	0	0	0	0	0	0	0	0	0	0	0	0
0	0	0	0	0	0	0	0	0	0	0	0	0	0	0
0	0	0	0	0	0	0	0	0	0	0	0	0	0	0
0	0	0	0	0	0	0	0	0	0	0	0	0	0	0
0	0	0	0	0	0	0	0	0	0	0	0	0	0	0
0	0	0	0	0	0	0	0	0	0	0	0	0	0	0
0	0	0	0	0	0	0	0	0	0	0	0	0	0	0
0	0	0	0	0	0	0	0	0	0	0	0	0	0	0
0	0	0	0	0	0	0	0	0	0	0	0	0	0	0
0	0	0	0	0	0	0	0	0	0	0	0	0	0	0
0	0	0	0	0	0	0	0	0	0	0	0	0	0	0
0	0	0	0	0	0	0	0	0	0	0	0	0	0	0
0	0	0	0	0	0	0	0	0	0	0	0	0	0	0
0	0	0	0	0	0	0	0	0	0	0	0	0	0	0
0	0	0	0	0	0	0	0	0	0	0	0	0	0	0
0	0	0	0	0	0	0	0	0	0	0	0	0	0	0
0	0	0	0	0	0	0	0	0	0	0	0	0	0	0
0	0	0	0	0	0	0	0	0	0	0	0	0	0	0
0	0	0	0	0	0	0	0	0	0	0	0	0	0	0
0	0	0	0	0	0	0	0	0	0	0	0	0	0	0
0	0	0	0	0	0	0	0	0	0	0	0	0	0	0
0	0	0	0	0	0	0	0	0	0	0	0	0	0	0
0	0	0	0	0	0	0	0	0	0	0	0	0	0	0
0	0	0	0	0	0	0	0	0	0	0	0	0	0	0
0	0	0	0	0	0	0	0	0	0	0	0	0	0	0
0	0	0	0	0	0	0	0	0	0	0	0	0	0	0
0	0	0	0	0	0	0	0	0	0	0	0	0	0	0
0	0	0	0	0	0	0	0	0	0	0	0	0	0	0
0	0	0	0	0	0	0	0	0	0	0	0	0	0	0
0	0	0	0	0	0	0	0	0	0	0	0	0	0	0
0	0	0	0	0	0	0	0	0	0	0	0	0	0	0
0	0	0	0	0	0	0	0	0	0	0	0	0	0	0
0	0	0	0	0	0	0	0	0	0	0	0	0	0	0
0	0	0	0	0	0	0	0	0	0	0	0	0	0	0
0	0	0	0	0	0	0	0	0	0	0	0	0	0	0
0	0	0	0	0	0	0	0	0	0					

# Washoe Schools PD Arrests By Offenses and Age

OFFENSE	SEX	10 &	11-12	13-14	15	16	17	Total <18	18	19	20	21
		Under										
Murder	M	0	0	0	0	0	0	0	0	0	0	0
	F	0	0	0	0	0	0	0	0	0	0	0
Manslaughter by Negligence	M	0	0	0	0	0	0	0	0	0	0	0
	F	0	0	0	0	0	0	0	0	0	0	0
Forcible Rape	M	0	0	0	0	0	0	0	0	0	0	0
	F	0	0	0	0	0	0	0	0	0	0	0
Robbery	M	0	0	0	0	0	0	0	0	0	0	0
	F	0	0	0	0	0	0	0	0	0	0	0
Aggravated Assault	M	1	0	1	3	2	1	8	0	0	0	0
	F	0	1	1	0	0	0	2	0	0	0	0
Other Assaults	M	7	17	29	17	13	18	101	6	2	0	0
	F	2	9	14	7	8	4	44	0	0	0	0
Burglary	M	2	5	2	3	0	1	13	0	0	0	0
	F	0	2	1	0	0	0	3	0	0	0	0
Larceny--Theft	M	0	2	9	1	2	0	14	1	0	0	0
	F	1	2	0	0	0	0	3	0	0	0	0
Motor Vehicle Theft	M	0	0	0	0	0	0	0	0	0	0	0
	F	0	0	0	0	0	0	0	0	0	0	0
Arson	M	0	0	4	0	0	0	4	0	0	0	0
	F	0	0	0	0	0	0	0	0	0	0	0
Forgery & Counterfeiting	M	0	0	0	0	0	3	3	0	0	0	0
	F	0	0	0	0	0	0	0	0	0	0	0
Fraud	M	0	0	0	0	0	0	0	0	0	0	0
	F	0	0	0	0	0	0	0	0	0	0	0
Embezzlement	M	0	0	0	0	0	0	0	0	0	0	0
	F	0	0	0	0	0	0	0	0	0	0	0
Stolen Property-Buy, Possess, Receive	M	0	0	0	0	0	0	0	1	0	0	0
	F	0	0	0	0	0	0	0	0	0	0	0
Vandalism	M	1	3	7	2	4	2	19	0	0	0	0
	F	0	0	0	1	3	1	5	0	0	0	0
Weapons-carrying, possession, etc...	M	0	5	2	6	2	2	17	4	0	0	0
	F	0	0	6	2	0	0	8	0	0	0	0
Prostitution & Commercialized Vice	M	0	0	0	0	0	0	0	0	0	0	0
	F	0	0	0	0	0	0	0	0	0	0	0
Other Sex Offenses	M	0	0	1	2	2	0	5	0	0	0	0
	F	0	0	1	0	0	0	1	0	0	0	0
Drug Abuse Violations	M	0	3	23	26	22	16	90	2	0	0	0
	F	0	3	5	4	7	1	20	0	0	0	0
Gambling	M	0	0	0	0	0	0	0	0	0	0	0
	F	0	0	0	0	0	0	0	0	0	0	0
Offenses Against Family & Children	M	0	0	0	0	0	0	0	1	0	0	0
	F	0	0	0	0	0	0	0	0	0	0	0
Driving Under the Influence	M	0	0	0	0	1	0	1	0	0	0	0
	F	0	0	0	0	0	0	0	0	0	0	0
Liquor Laws	M	0	0	0	1	1	0	2	1	0	0	0
	F	0	0	0	0	0	0	0	0	0	0	0
Drunkenness	M	0	0	0	0	0	0	0	0	0	0	0
	F	0	0	0	0	0	0	0	0	0	0	0
Disorderly Conduct	M	0	0	0	0	0	0	0	1	0	0	0
	F	0	0	0	0	0	0	0	0	0	0	0
Vagrancy	M	0	0	0	0	0	0	0	0	0	0	0
	F	0	0	0	0	0	0	0	0	0	0	0
All Other Offenses (except Traffic)	M	12	21	68	54	31	30	216	2	1	2	1
	F	0	5	20	16	16	4	61	0	0	1	0
Suspicion	M	0	0	0	0	0	0	0	0	2	0	0
	F	0	0	0	0	0	0	0	0	0	0	0
Curfew and Loitering Law Violations	M	0	0	0	0	0	0	0	0	0	0	0
	F	0	0	0	0	0	0	0	0	0	0	0
Runaway	M	0	0	0	0	0	0	0	0	0	0	0
	F	0	0	0	0	0	0	0	0	0	0	0
GRAND TOTAL		26	78	194	145	114	83	640	19	5	3	1

.....

135



# Washoe Co SO Arrests By Offenses and Age

OFFENSE	SEX	10 &	11-12	13-14	15	16	17	Total <18	18	19	20	21
		Under										
Murder	M	0	0	0	0	0	0	0	0	1	0	0
	F	0	0	0	0	0	0	0	0	0	0	0
Manslaughter by Negligence	M	0	0	0	0	0	0	0	0	0	0	0
	F	0	0	0	0	0	0	0	0	0	0	0
Forcible Rape	M	0	0	0	0	0	0	0	0	1	0	0
	F	0	0	0	0	0	0	0	0	0	0	0
Robbery	M	0	0	0	0	0	1	1	0	2	2	0
	F	0	0	0	0	0	0	0	0	0	0	0
Aggravated Assault	M	1	0	2	0	3	3	9	3	3	1	0
	F	0	0	0	0	0	1	1	0	0	0	0
Other Assaults	M	0	3	7	3	3	3	19	3	9	14	10
	F	0	1	2	2	3	1	9	2	3	3	1
Burglary	M	1	0	3	1	3	4	12	2	4	7	0
	F	0	0	1	0	0	0	1	1	2	0	0
Larceny--Theft	M	0	2	3	2	7	2	16	6	5	4	2
	F	0	0	1	0	0	0	1	2	1	1	1
Motor Vehicle Theft	M	0	0	1	1	1	3	6	1	1	0	1
	F	0	0	1	0	0	0	1	0	0	0	0
Arson	M	0	0	0	0	0	0	0	0	1	0	0
	F	0	0	0	0	0	0	0	0	0	0	0
Forgery & Counterfeiting	M	0	0	0	0	1	0	1	0	2	0	3
	F	0	0	0	0	0	0	0	1	0	0	0
Fraud	M	0	0	0	0	0	0	0	1	4	5	2
	F	0	0	0	0	0	0	0	0	2	3	3
Embezzlement	M	0	0	0	0	0	1	1	0	0	0	0
	F	0	0	0	0	0	0	0	0	1	0	1
Stolen Property-Buy, Possess, Receive	M	0	0	3	1	1	0	5	3	2	2	6
	F	0	0	2	0	0	1	3	0	0	0	0
Vandalism	M	0	0	0	0	1	1	2	4	0	1	2
	F	0	0	0	0	0	0	0	0	0	0	0
Weapons-carrying, possession, etc...	M	0	0	2	0	1	2	5	1	4	7	4
	F	0	1	0	0	0	0	1	0	1	0	1
Prostitution & Commercialized Vice	M	0	0	0	0	0	0	0	0	0	0	0
	F	0	0	0	0	0	0	0	0	1	0	0
Other Sex Offenses	M	0	0	0	0	1	1	2	1	0	6	0
	F	0	0	0	0	0	0	0	0	0	0	0
Drug Abuse Violations	M	0	0	4	7	8	4	23	22	26	23	12
	F	0	0	2	1	1	3	7	2	4	3	0
Gambling	M	0	0	0	0	0	0	0	0	0	0	0
	F	0	0	0	0	0	0	0	0	0	0	0
Offenses Against Family & Children	M	0	0	0	0	0	1	1	2	1	1	0
	F	0	0	0	0	1	0	1	0	0	0	0
Driving Under the Influence	M	0	0	0	0	3	5	8	9	9	21	27
	F	0	0	0	0	0	1	1	0	3	3	3
Liquor Laws	M	0	0	0	0	4	7	11	6	7	5	1
	F	0	0	1	0	0	0	1	0	1	0	0
Drunkenness	M	0	0	0	0	0	0	0	0	0	0	0
	F	0	0	0	0	1	0	1	0	0	0	0
Disorderly Conduct	M	0	2	6	5	5	3	21	1	0	0	0
	F	0	7	4	2	7	0	20	1	0	0	0
Vagrancy	M	0	0	0	0	0	0	0	1	1	0	0
	F	0	0	0	0	0	0	0	0	0	0	0
All Other Offenses (except Traffic)	M	1	7	25	15	12	18	78	13	28	34	35
	F	0	8	22	9	9	7	55	2	5	9	7
Suspicion	M	0	0	0	0	0	0	0	0	0	0	0
	F	0	0	0	0	0	0	0	0	0	0	0
Curfew and Loitering Law Violations	M	0	0	0	2	0	4	6	0	0	0	0
	F	0	0	5	1	2	2	10	0	0	0	0
Runaway	M	0	2	13	18	12	16	61	0	0	0	0
	F	0	10	21	27	28	18	104	0	0	0	0
GRAND TOTAL		3	43	131	97	118	113	505	90	135	155	122

Washoe Co SO Arrests By Offenses and Age													
22	23	24	25-29	30-34	35-39	40-44	45-49	50-54	55-59	60-64	over 64	Total >18	Grand Total
0	0	0	0	0	0	1	0	0	1	0	0	3	3
0	0	0	0	0	1	0	0	0	0	0	0	1	1
0	0	0	0	0	0	0	0	0	0	0	0	0	0
0	0	0	0	0	0	0	0	0	0	0	0	0	0
0	0	0	1	1	0	0	0	1	0	0	1	5	5
0	0	0	0	0	0	0	0	0	0	0	0	0	0
0	2	0	3	3	0	1	1	0	0	0	0	14	15
0	0	1	0	1	0	0	0	0	0	0	0	2	2
2	0	0	5	2	5	2	0	0	0	0	0	23	32
0	0	0	0	0	1	1	1	0	0	0	0	3	4
18	6	4	40	47	68	44	30	15	8	5	3	324	343
1	1	0	11	10	19	11	0	1	0	0	1	64	73
2	0	1	5	6	3	6	5	0	0	0	0	41	53
0	0	0	0	1	2	1	1	0	0	0	0	8	9
1	1	2	7	7	5	5	3	1	1	1	1	52	68
0	0	0	3	1	3	2	0	0	1	0	0	15	16
0	1	0	4	0	2	1	0	1	0	0	0	12	18
1	0	0	0	0	1	1	0	0	0	0	0	3	4
0	0	0	0	0	0	0	0	0	0	0	0	1	1
0	0	0	0	0	0	0	0	0	0	0	0	0	0
1	0	0	3	1	2	4	3	1	0	0	0	20	21
0	1	0	0	2	4	1	1	1	0	0	0	11	11
2	1	1	8	12	7	7	6	2	2	1	0	61	61
1	1	1	11	12	6	6	6	1	0	1	0	54	54
1	0	0	2	6	2	1	2	1	0	0	0	15	16
0	0	0	4	2	2	1	1	1	0	0	0	13	13
0	2	3	9	6	4	6	1	4	0	0	0	48	53
0	0	0	1	0	0	0	0	0	0	0	0	1	4
2	0	3	0	1	1	1	2	1	0	0	0	18	20
0	0	0	0	0	2	0	0	0	0	0	0	2	2
2	2	2	2	7	1	3	1	2	1	0	1	40	45
0	0	0	2	0	0	0	1	0	0	0	0	5	6
0	0	0	0	0	0	0	0	0	0	0	0	0	0
0	0	0	1	0	0	0	0	0	0	0	0	2	2
0	2	1	3	2	2	3	0	2	1	1	2	26	28
0	0	0	0	1	0	0	0	1	0	0	1	3	3
9	13	14	57	50	66	48	18	6	0	0	0	364	387
3	2	1	14	14	21	14	5	5	0	0	0	88	95
0	0	0	0	0	0	0	0	0	0	0	0	0	0
0	0	0	0	0	0	0	0	0	0	0	0	0	0
1	0	0	2	4	5	0	1	0	0	1	0	18	19
1	0	1	4	5	1	0	1	0	0	0	1	14	15
21	26	21	73	70	79	82	73	46	13	13	7	590	598
3	1	4	17	16	26	24	11	4	1	3	1	120	121
1	1	0	2	2	2	2	2	0	0	0	0	31	42
1	0	0	0	1	0	0	0	0	0	0	0	3	4
0	0	0	0	0	0	0	0	1	0	0	0	1	1
0	0	0	0	0	0	0	0	0	0	0	0	0	1
0	1	0	1	1	0	4	2	2	0	0	0	12	33
0	0	0	1	0	0	1	0	0	0	0	0	3	23
0	0	0	0	0	0	0	0	0	0	0	0	2	2
0	0	0	0	0	0	0	0	0	0	0	0	0	0
27	30	22	122	93	97	84	44	23	11	5	4	672	750
3	11	7	27	21	33	22	10	8	2	0	0	167	222
0	0	0	0	0	0	0	0	0	0	0	0	0	0
0	0	0	0	0	0	0	0	0	0	0	0	0	0
0	0	0	0	0	0	0	0	0	0	0	0	0	6
0	0	0	0	0	0	0	0	0	0	0	0	0	10
0	0	0	0	0	0	0	0	0	0	0	0	0	61
0	0	0	0	0	0	0	0	0	0	0	0	0	104
104	105	89	445	408	473	390	232	131	42	31	23	2,975	3,480

# Wells PD Arrests By Offenses and Age

OFFENSE	SEX	10 & Under	11-12	13-14	15	16	17	Total <18	18	19	20	21
Murder	M	0	0	0	0	0	0	0	0	0	0	0
	F	0	0	0	0	0	0	0	0	0	0	0
Manslaughter by Negligence	M	0	0	0	0	0	0	0	0	0	0	0
	F	0	0	0	0	0	0	0	0	0	0	0
Forcible Rape	M	0	0	0	0	0	0	0	0	1	0	0
	F	0	0	0	0	0	0	0	0	0	0	0
Robbery	M	0	0	0	0	0	0	0	0	0	0	0
	F	0	0	0	0	0	0	0	0	0	0	0
Aggravated Assault	M	0	0	0	0	0	0	0	0	1	0	1
	F	0	0	0	0	0	0	0	0	0	0	0
Other Assaults	M	0	0	2	0	0	1	3	1	1	0	1
	F	0	0	0	0	0	0	0	0	0	0	0
Burglary	M	0	0	0	0	0	0	0	0	0	0	0
	F	0	0	0	0	0	0	0	0	0	0	0
Larceny--Theft	M	0	0	0	0	0	0	0	0	1	0	0
	F	0	0	0	0	0	0	0	0	0	0	0
Motor Vehicle Theft	M	0	0	0	0	0	0	0	0	0	0	1
	F	0	0	0	0	0	0	0	0	0	0	0
Arson	M	0	0	0	0	0	0	0	0	0	0	0
	F	0	0	0	0	0	0	0	0	0	0	0
Forgery & Counterfeiting	M	0	0	0	0	0	0	0	0	0	0	0
	F	0	0	0	0	0	0	0	0	0	0	0
Fraud	M	0	0	0	0	0	0	0	0	0	0	0
	F	0	0	0	0	0	0	0	0	0	0	0
Embezzlement	M	0	0	0	0	0	0	0	0	0	0	0
	F	0	0	0	0	0	0	0	0	0	0	0
Stolen Property-Buy, Possess, Receive	M	0	0	0	0	0	0	0	0	0	0	0
	F	0	0	0	0	0	0	0	0	0	0	0
Vandalism	M	0	0	0	0	0	0	0	1	0	1	0
	F	0	0	0	0	0	0	0	0	0	0	0
Weapons-carrying, possession, etc...	M	0	0	0	0	0	0	0	0	0	0	0
	F	0	0	0	0	0	0	0	0	0	0	0
Prostitution & Commercialized Vice	M	0	0	0	0	0	0	0	0	0	0	0
	F	0	0	0	0	0	0	0	0	0	0	0
Other Sex Offenses	M	0	0	0	0	0	0	0	0	1	0	0
	F	0	0	0	0	0	0	0	0	0	0	0
Drug Abuse Violations	M	0	0	1	0	1	0	2	0	1	0	0
	F	0	0	0	0	0	0	0	0	0	0	1
Gambling	M	0	0	0	0	0	0	0	0	0	0	0
	F	0	0	0	0	0	0	0	0	0	0	0
Offenses Against Family & Children	M	0	0	0	0	0	0	0	0	0	0	0
	F	0	0	0	0	0	0	0	0	0	0	0
Driving Under the Influence	M	0	0	0	0	0	0	0	1	1	0	0
	F	0	0	0	0	0	0	0	1	0	0	0
Liquor Laws	M	0	0	2	0	1	2	5	0	3	1	1
	F	0	0	3	0	0	0	3	0	0	0	0
Drunkeness	M	0	0	0	0	0	0	0	0	0	0	0
	F	0	0	0	0	0	0	0	0	0	0	0
Disorderly Conduct	M	0	0	1	0	0	1	2	0	1	0	0
	F	0	0	0	0	0	0	0	0	0	0	0
Vagrancy	M	0	0	0	0	0	0	0	0	0	0	0
	F	0	0	0	0	0	0	0	0	0	0	0
All Other Offenses (except Traffic)	M	0	0	0	0	0	0	0	0	2	0	0
	F	0	0	0	0	0	0	0	0	0	0	0
Suspicion	M	0	0	0	0	0	0	0	0	0	0	0
	F	0	0	0	0	0	0	0	0	0	0	0
Curfew and Loitering Law Violations	M	0	0	0	2	1	0	3	0	0	0	0
	F	0	0	0	0	0	0	0	0	0	0	0
Runaway	M	0	0	0	2	0	0	2	0	0	0	0
	F	0	0	0	1	0	0	1	0	0	0	0
GRAND TOTAL		0	0	9	5	3	4	21	4	13	2	5

---

3	1	3	15	12	14	20	7	6	4	2	1	112	133
---	---	---	----	----	----	----	---	---	---	---	---	-----	-----

# West Wendover PD Arrests By Offenses and Age

OFFENSE	SEX	10 & Under	11-12	13-14	15	16	17	Total <18	18	19	20	21
Murder	M	0	0	0	0	0	0	0	0	0	0	0
	F	0	0	0	0	0	0	0	0	0	0	0
Manslaughter by Negligence	M	0	0	0	0	0	0	0	0	0	0	0
	F	0	0	0	0	0	0	0	0	0	0	0
Forcible Rape	M	0	0	0	0	0	0	0	0	0	0	1
	F	0	0	0	0	0	0	0	0	0	0	0
Robbery	M	0	0	0	0	0	0	0	0	0	0	0
	F	0	0	0	0	0	0	0	0	0	0	0
Aggravated Assault	M	0	0	1	0	1	0	2	1	0	0	1
	F	0	0	0	0	0	0	0	0	0	0	0
Other Assaults	M	1	1	5	1	1	1	10	1	2	2	4
	F	0	0	3	1	0	1	5	3	0	3	0
Burglary	M	2	1	3	3	1	0	10	0	0	0	0
	F	0	0	0	0	0	0	0	0	0	0	0
Larceny--Theft	M	0	1	4	2	3	0	10	2	3	4	0
	F	0	0	0	0	0	0	0	0	1	1	0
Motor Vehicle Theft	M	0	0	0	0	0	1	1	0	0	0	0
	F	0	0	0	0	0	0	0	0	0	0	0
Arson	M	1	0	0	0	0	0	1	0	0	0	0
	F	1	0	0	0	0	0	1	0	0	0	0
Forgery & Counterfeiting	M	0	0	0	0	1	0	1	0	1	0	1
	F	0	0	0	0	0	1	1	0	0	0	1
Fraud	M	0	0	0	0	0	0	0	0	0	0	2
	F	0	0	0	0	0	0	0	0	1	0	0
Embezzlement	M	0	0	0	0	0	0	0	0	0	0	0
	F	0	0	0	0	0	0	0	0	0	0	0
Stolen Property-Buy, Possess, Receive	M	0	0	0	0	0	0	0	0	0	0	1
	F	0	0	0	0	0	0	0	0	0	0	0
Vandalism	M	8	2	0	0	0	0	10	0	0	0	0
	F	1	1	1	0	0	0	3	1	0	0	0
Weapons-carrying, possession, etc...	M	1	0	0	0	0	0	1	0	0	0	1
	F	0	0	0	0	0	0	0	0	0	0	0
Prostitution & Commercialized Vice	M	0	0	0	0	0	0	0	0	0	0	0
	F	0	0	0	0	0	0	0	0	0	0	0
Other Sex Offenses	M	0	0	0	0	1	1	2	0	0	0	0
	F	0	0	0	0	0	0	0	0	0	0	0
Drug Abuse Violations	M	0	0	0	1	0	2	3	0	0	1	0
	F	0	0	1	0	0	0	1	0	0	0	0
Gambling	M	0	0	0	0	1	0	1	0	0	0	0
	F	0	0	0	0	0	0	0	0	0	0	0
Offenses Against Family & Children	M	0	0	0	0	0	0	0	0	0	0	0
	F	0	0	0	0	0	0	0	0	0	0	0
Driving Under the Influence	M	0	0	0	0	0	0	0	1	2	3	2
	F	0	0	0	0	1	0	1	0	0	0	0
Liquor Laws	M	0	0	2	0	4	8	14	5	2	3	3
	F	0	0	0	0	0	0	0	0	1	2	1
Drunkenness	M	0	0	0	0	0	0	0	0	1	0	0
	F	0	0	0	0	0	0	0	0	0	0	0
Disorderly Conduct	M	2	0	0	0	1	1	4	3	0	1	1
	F	0	0	0	0	0	0	0	1	0	0	0
Vagrancy	M	0	0	0	0	0	0	0	0	0	0	0
	F	0	0	0	0	0	0	0	0	0	0	0
All Other Offenses (except Traffic)	M	2	0	3	1	4	2	12	3	4	6	6
	F	1	0	0	0	0	0	1	0	1	2	1
Suspicion	M	0	0	0	0	0	0	0	0	0	0	0
	F	0	0	0	0	0	0	0	0	0	0	0
Curfew and Loitering Law Violations	M	0	0	1	3	2	1	7	0	0	0	0
	F	0	0	0	1	0	0	1	0	0	0	0
Runaway	M	0	0	1	0	2	1	4	0	0	0	0
	F	0	0	3	0	0	3	6	0	0	0	0
GRAND TOTAL		20	6	28	13	23	23	113	21	19	28	26

# West Wendover PD Arrests By Offenses and Age

22	23	24	25-29	30-34	35-39	40-44	45-49	50-54	55-59	60-64	over 64	Total >18	Grand Total
0	0	0	0	0	0	0	0	0	0	0	0	0	0
0	0	0	0	0	0	0	0	0	0	0	0	0	0
0	0	0	0	0	0	0	0	0	0	0	0	0	0
0	0	0	0	0	0	0	0	0	0	0	0	0	0
0	0	0	0	0	0	0	0	0	0	0	0	1	1
0	0	0	0	0	0	0	0	0	0	0	0	0	0
0	0	0	0	0	0	1	0	0	0	0	0	1	1
0	0	0	0	0	0	0	0	0	0	0	0	0	0
0	1	0	2	1	0	0	1	2	0	0	0	9	11
0	0	0	0	0	0	0	0	0	0	0	0	0	0
2	6	1	13	10	8	5	2	0	2	1	0	59	69
2	0	0	4	1	1	1	1	0	0	0	0	16	21
0	1	0	1	0	0	1	1	0	0	0	0	4	14
0	0	0	0	0	0	0	0	0	0	0	0	0	0
0	1	1	1	1	4	2	1	0	0	0	0	20	30
0	0	0	0	0	2	0	0	0	1	0	0	5	5
0	1	0	2	0	0	1	0	0	0	0	0	4	5
0	0	0	0	0	0	0	0	0	0	0	0	0	0
0	0	0	0	0	0	0	0	0	0	0	0	0	1
0	0	0	0	0	0	0	0	0	0	0	0	0	1
0	2	0	5	5	3	0	0	0	0	0	0	17	18
0	1	1	6	0	4	1	0	0	0	0	0	14	15
0	0	0	0	2	0	1	0	0	0	0	0	5	5
0	0	0	1	0	3	1	0	0	0	0	0	6	6
0	0	1	1	2	0	0	0	0	0	0	0	4	4
0	0	0	0	0	0	0	0	0	0	0	0	0	0
1	0	0	1	1	0	1	0	0	0	0	0	5	5
0	0	0	0	1	0	1	0	0	0	0	0	2	2
1	1	0	1	0	2	0	0	1	0	0	0	6	16
0	0	0	0	0	0	0	1	0	0	0	0	2	5
0	0	0	0	0	0	0	0	0	0	0	0	1	2
0	0	0	0	0	0	1	0	0	0	0	0	1	1
0	0	0	0	0	0	0	0	0	0	0	0	0	0
0	0	0	0	0	0	0	0	0	0	0	0	0	0
0	0	1	1	1	3	2	0	0	1	0	0	9	11
0	0	0	0	0	0	0	0	0	0	0	0	0	0
0	0	1	1	0	6	3	0	0	0	0	0	12	15
0	0	0	1	0	0	0	0	0	0	0	0	1	2
0	0	0	0	0	0	0	0	0	0	0	0	0	1
0	0	0	0	0	0	0	0	0	0	0	0	0	0
1	0	0	1	2	1	0	1	0	0	0	0	6	6
0	0	0	3	1	1	0	0	0	0	0	0	5	5
3	1	0	6	6	4	6	5	2	1	2	0	44	44
1	0	1	0	0	0	1	1	0	0	0	0	4	5
2	3	0	0	0	0	1	0	0	0	0	0	19	33
0	0	0	0	0	0	0	0	0	0	0	0	4	4
0	1	0	0	0	0	0	0	0	0	0	0	2	2
0	1	0	0	0	0	0	0	0	0	0	0	1	1
3	0	2	4	1	4	0	0	2	2	0	0	23	27
0	0	0	0	0	1	1	1	1	1	1	0	7	7
0	0	0	0	0	0	0	0	0	0	0	0	0	0
0	0	0	0	0	0	0	0	0	0	0	0	0	0
2	4	6	11	10	6	12	7	4	2	0	0	83	95
1	2	0	7	1	1	5	2	0	0	0	0	23	24
0	0	0	0	0	0	0	0	0	0	0	0	0	0
0	0	0	0	0	0	0	0	0	0	0	0	0	0
0	0	0	0	0	0	0	0	0	0	0	0	0	7
0	0	0	0	0	0	0	0	0	0	0	0	0	1
0	0	0	0	0	0	0	0	0	0	0	0	0	4
0	0	0	0	0	0	0	0	0	0	0	0	0	6
19	26	15	73	46	54	48	24	12	10	4	0	425	538

# White Pine Co SO Arrests By Offenses and Age

OFFENSE	SEX	10 & Under	11-12	13-14	15	16	17	Total <18	18	19	20	21
Murder	M	0	0	0	0	0	0	0	0	0	0	0
	F	0	0	0	0	0	0	0	0	0	0	0
Manslaughter by Negligence	M	0	0	0	0	0	0	0	0	0	0	0
	F	0	0	0	0	0	0	0	0	0	0	0
Forcible Rape	M	0	0	0	0	0	0	0	0	0	0	0
	F	0	0	0	0	0	0	0	0	0	0	0
Robbery	M	0	0	0	0	0	0	0	0	0	0	0
	F	0	0	0	0	0	0	0	0	0	0	0
Aggravated Assault	M	0	0	0	0	0	0	0	0	0	0	0
	F	0	0	0	0	0	0	0	0	0	0	0
Other Assaults	M	5	7	6	3	2	7	30	0	0	0	0
	F	0	1	0	1	3	0	5	0	0	0	0
Burglary	M	1	1	1	1	3	1	8	0	0	0	0
	F	2	2	0	0	0	0	4	0	0	0	0
Larceny--Theft	M	3	5	4	7	6	3	28	0	1	0	0
	F	0	4	1	1	0	0	6	0	1	0	0
Motor Vehicle Theft	M	0	0	0	0	0	0	0	0	0	0	0
	F	0	0	0	0	0	0	0	0	0	0	0
Arson	M	2	0	2	2	0	0	6	0	0	0	0
	F	0	0	0	0	0	0	0	0	0	0	0
Forgery & Counterfeiting	M	0	0	0	0	0	0	0	0	0	0	0
	F	0	0	0	0	0	0	0	0	0	0	0
Fraud	M	0	0	0	0	0	0	0	0	0	0	0
	F	0	0	0	0	0	0	0	0	0	0	0
Embezzlement	M	0	0	0	0	0	0	0	0	0	0	0
	F	0	0	0	0	0	0	0	0	0	0	0
Stolen Property-Buy, Possess, Receive	M	0	0	0	0	0	0	0	0	0	0	0
	F	0	0	0	0	0	0	0	0	0	0	0
Vandalism	M	3	4	10	3	5	5	30	0	0	0	0
	F	0	0	0	0	0	3	3	0	0	0	0
Weapons-carrying, possession, etc...	M	0	0	0	1	0	0	1	0	0	0	0
	F	0	0	0	0	0	1	1	0	0	0	0
Prostitution & Commercialized Vice	M	0	0	0	0	0	0	0	0	0	0	0
	F	0	0	0	0	0	0	0	0	0	0	0
Other Sex Offenses	M	0	1	0	0	0	0	1	0	0	0	0
	F	0	0	0	0	0	0	0	0	0	0	0
Drug Abuse Violations	M	0	0	0	0	0	1	1	0	4	1	0
	F	0	0	0	0	0	1	1	3	0	0	0
Gambling	M	0	0	0	0	0	0	0	0	0	0	0
	F	0	0	0	0	0	0	0	0	0	0	0
Offenses Against Family & Children	M	0	1	3	1	0	4	9	0	1	0	0
	F	0	0	0	0	1	0	1	1	0	0	0
Driving Under the Influence	M	0	0	1	0	0	0	1	3	1	1	2
	F	0	0	0	0	0	0	0	0	0	0	0
Liquor Laws	M	0	0	0	1	0	2	3	4	2	3	0
	F	0	0	0	1	2	5	8	0	0	0	0
Drunkenness	M	0	0	1	4	3	16	24	0	0	0	0
	F	0	0	4	5	4	12	25	0	0	0	0
Disorderly Conduct	M	2	1	2	3	2	5	15	0	1	0	2
	F	0	0	1	1	1	1	4	0	0	0	0
Vagrancy	M	0	0	0	0	0	0	0	0	0	0	0
	F	0	0	0	0	0	0	0	0	0	0	0
All Other Offenses (except Traffic)	M	1	5	9	11	18	11	55	0	2	2	0
	F	4	5	6	4	5	6	30	0	1	0	0
Suspicion	M	0	5	0	2	2	1	10	0	0	0	0
	F	1	3	0	1	1	1	7	0	0	0	0
Curfew and Loitering Law Violations	M	0	0	3	1	6	9	19	0	0	0	0
	F	0	0	2	3	6	1	12	0	0	0	0
Runaway	M	2	1	2	4	5	4	18	0	0	0	0
	F	0	0	3	6	5	1	15	0	0	0	0
GRAND TOTAL		26	46	61	67	80	101	381	11	14	7	4



# White Pine Co SO Arrests By Offenses and Age

													over 64	Total >18	Grand Total
22	23	24	25-29	30-34	35-39	40-44	45-49	50-54	55-59	60-64					
0	0	0	0	0	0	0	0	0	0	1	0	1	0	1	1
0	0	0	0	0	0	0	0	0	0	0	0	0	0	0	0
0	0	0	0	0	0	0	0	0	0	0	0	0	0	0	0
0	0	0	0	0	0	0	0	0	0	0	0	0	0	0	0
0	0	0	0	0	0	0	0	0	0	0	0	0	0	0	0
0	0	0	0	0	0	0	0	0	0	0	0	0	0	0	0
0	0	0	0	0	0	0	0	0	0	0	0	0	0	0	0
0	0	0	1	0	0	0	0	0	0	0	0	0	0	1	1
0	0	0	0	0	0	0	0	0	0	0	0	0	0	0	0
0	0	0	0	0	1	0	2	0	1	0	0	4	0	34	34
0	0	0	0	0	0	0	0	0	0	0	0	0	0	5	5
0	0	0	1	0	0	0	0	0	0	0	0	1	0	9	9
0	0	0	0	0	0	0	0	0	0	0	0	0	0	4	4
0	0	0	1	0	0	0	0	0	1	1	1	5	0	33	33
0	0	0	0	0	0	0	0	0	0	0	0	1	0	7	7
0	0	0	0	0	0	0	0	0	0	0	0	0	0	0	0
0	0	0	0	0	0	0	0	0	0	0	0	0	0	0	0
0	0	0	0	0	0	0	0	0	0	0	0	0	0	6	6
0	0	0	0	0	0	0	0	0	0	0	0	0	0	0	0
0	0	0	0	0	0	0	0	0	0	0	0	0	0	0	0
0	0	0	0	0	0	0	0	0	0	0	0	0	0	0	0
0	0	0	0	0	0	0	0	0	0	0	0	0	0	0	0
0	0	0	0	0	0	0	0	0	0	0	0	0	0	0	0
0	0	0	1	0	0	0	0	0	0	0	0	1	0	1	1
0	0	0	0	0	0	0	0	0	1	0	0	1	0	1	1
0	0	0	0	0	0	0	1	0	0	0	0	1	0	1	1
0	0	0	3	0	0	0	0	0	0	0	0	3	0	3	3
0	0	0	0	0	0	0	0	0	0	0	0	0	0	0	0
0	0	0	0	0	0	0	0	0	0	0	0	0	0	0	30
0	0	0	0	0	0	0	0	0	0	0	0	0	0	3	3
0	0	0	0	1	1	0	0	1	0	0	0	3	0	4	4
0	0	0	0	0	0	1	0	0	0	0	0	1	0	2	2
0	0	0	0	0	0	0	0	0	0	0	0	0	0	0	0
0	0	0	0	0	0	0	0	0	0	0	0	0	0	0	0
0	0	0	0	0	0	0	0	0	0	0	0	0	0	0	0
0	0	0	0	0	0	0	0	0	0	0	0	0	0	1	1
0	0	0	0	0	0	0	0	0	0	0	0	0	0	0	0
0	0	0	1	3	0	2	0	0	0	0	0	11	0	12	12
0	0	0	1	1	0	1	1	0	0	0	0	7	0	8	8
0	0	0	0	0	0	0	0	0	0	0	0	0	0	0	0
0	0	0	0	0	0	0	0	0	0	0	0	0	0	0	0
0	2	2	0	5	1	5	2	0	1	1	2	22	0	31	31
0	2	0	0	2	1	0	1	0	0	0	0	7	0	8	8
0	1	1	6	7	10	8	6	4	0	3	1	54	0	55	55
0	0	1	1	3	4	2	0	0	1	0	0	12	0	12	12
0	0	0	1	0	0	0	0	0	0	1	0	11	0	14	14
0	0	0	0	0	0	0	0	0	0	0	0	0	0	8	8
0	0	0	0	0	0	0	0	0	0	0	0	0	0	0	24
0	1	0	0	0	0	0	0	0	0	0	0	0	0	1	26
1	0	0	2	0	1	1	2	0	0	0	0	10	0	25	25
0	0	0	1	0	1	1	2	0	0	0	0	5	0	9	9
0	0	0	0	0	0	0	0	0	0	0	0	0	0	0	0
0	0	0	0	0	0	0	0	0	0	0	0	0	0	0	0
0	0	0	0	2	4	2	1	0	2	1	0	16	0	71	71
0	0	1	1	0	0	2	0	0	2	0	0	7	0	37	37
0	0	0	0	0	0	0	0	0	0	0	0	0	0	10	10
0	0	0	0	0	0	0	0	0	0	0	0	0	0	7	7
0	0	0	0	0	0	0	0	0	0	0	0	0	0	0	19
0	0	0	0	0	0	0	0	0	0	0	0	0	0	0	12
0	0	0	0	0	0	0	0	0	0	0	0	0	0	0	18
0	0	0	0	0	0	0	0	0	0	0	0	0	0	0	15
1	6	5	21	24	24	25	18	5	9	8	4	186		567	567

# Winnemucca PD Arrests By Offenses and Age

OFFENSE	SEX	10 & Under	11-12	13-14	15	16	17	Total <18	18	19	20	21
Murder	M	0	0	0	0	0	0	0	0	0	0	0
	F	0	0	0	0	0	0	0	0	0	0	0
Manslaughter by Negligence	M	0	0	0	0	0	0	0	0	0	0	0
	F	0	0	0	0	0	0	0	0	0	0	0
Forcible Rape	M	0	0	0	0	0	0	0	0	0	1	0
	F	0	0	0	0	0	0	0	0	0	0	0
Robbery	M	0	0	0	0	0	0	0	0	0	0	0
	F	0	0	0	0	0	0	0	0	0	0	0
Aggravated Assault	M	0	0	0	0	0	0	0	0	0	0	0
	F	0	0	0	0	0	0	0	0	0	0	0
Other Assaults	M	0	1	1	0	1	0	3	0	0	0	0
	F	0	1	0	0	0	0	1	1	0	0	1
Burglary	M	0	2	1	0	2	1	6	2	0	1	0
	F	0	0	0	0	0	0	0	0	0	0	0
Larceny--Theft	M	2	5	4	5	2	6	24	2	3	0	0
	F	0	1	0	1	0	2	4	0	0	0	0
Motor Vehicle Theft	M	0	0	0	2	1	3	6	0	0	0	0
	F	0	0	0	0	0	0	0	0	0	0	0
Arson	M	0	0	0	0	0	0	0	0	0	0	0
	F	0	0	0	0	0	0	0	0	0	0	0
Forgery & Counterfeiting	M	0	0	0	0	0	0	0	0	0	0	0
	F	0	0	0	0	0	0	0	0	0	0	0
Fraud	M	0	0	0	0	0	0	0	0	0	0	1
	F	0	0	0	0	0	0	0	0	0	0	0
Embezzlement	M	0	0	0	0	0	0	0	0	0	0	0
	F	0	0	0	0	0	0	0	0	0	0	0
Stolen Property-Buy, Possess, Receive	M	0	0	0	0	1	1	2	2	1	0	0
	F	0	0	0	0	0	0	0	0	0	0	0
Vandalism	M	0	0	0	0	1	0	1	0	0	0	0
	F	0	0	0	0	0	0	0	0	0	0	0
Weapons-carrying, possession, etc...	M	0	0	1	1	0	0	2	0	0	0	0
	F	0	0	0	0	0	0	0	0	0	0	0
Prostitution & Commercialized Vice	M	0	0	0	0	0	0	0	0	0	0	0
	F	0	0	0	0	0	0	0	0	0	0	0
Other Sex Offenses	M	0	0	0	0	0	0	0	0	0	0	0
	F	0	0	0	0	0	0	0	0	0	0	0
Drug Abuse Violations	M	0	0	0	0	0	0	0	1	1	0	0
	F	0	0	0	0	0	1	1	0	0	0	0
Gambling	M	0	0	0	0	0	0	0	0	0	0	0
	F	0	0	0	0	0	0	0	0	0	0	0
Offenses Against Family & Children	M	0	0	0	0	0	0	0	0	0	0	0
	F	0	0	0	0	0	0	0	0	0	0	1
Driving Under the Influence	M	0	0	0	0	0	0	0	0	0	0	1
	F	0	0	0	0	0	0	0	0	0	0	0
Liquor Laws	M	0	0	0	1	0	1	2	1	1	1	0
	F	0	0	0	1	0	1	2	0	0	0	0
Drunkenness	M	0	0	0	0	1	1	2	0	0	0	0
	F	0	0	0	0	3	0	3	0	0	0	0
Disorderly Conduct	M	0	0	0	4	2	1	7	0	0	0	1
	F	0	0	0	0	2	0	2	1	0	0	0
Vagrancy	M	0	0	0	0	0	0	0	0	0	0	0
	F	0	0	0	0	0	0	0	0	0	0	0
All Other Offenses (except Traffic)	M	1	0	1	0	2	1	5	2	2	1	5
	F	0	1	0	0	0	0	1	0	0	0	0
Suspicion	M	0	0	0	0	0	0	0	0	0	0	0
	F	0	0	0	0	0	0	0	0	0	0	0
Curfew and Loitering Law Violations	M	0	0	0	1	3	1	5	0	0	0	0
	F	0	0	1	1	3	1	6	0	0	0	0
Runaway	M	0	0	0	3	1	2	6	0	0	0	0
	F	0	0	0	2	4	3	9	0	0	0	0
GRAND TOTAL		3	11	9	22	29	26	100	12	8	4	10

# Winnemucca PD Arrests By Offenses and Age

													over	Total >18	Grand Total
22	23	24	25-29	30-34	35-39	40-44	45-49	50-54	55-59	60-64	64				
0	0	0	0	0	0	0	0	0	0	0	0	0	0	0	0
0	0	0	0	0	0	0	0	0	0	0	0	0	0	0	0
0	0	0	0	0	0	0	0	0	0	0	0	0	0	0	0
0	0	0	0	0	0	0	0	0	0	0	0	0	0	0	0
0	0	0	0	0	1	1	0	0	0	0	0	0	3	3	3
0	0	0	0	0	0	0	0	0	0	0	0	0	0	0	0
0	0	0	0	0	0	0	0	0	0	0	0	0	0	0	0
0	0	0	0	0	0	1	0	0	0	0	0	0	1	1	1
0	0	0	0	0	0	1	0	0	0	0	0	0	1	1	1
0	0	0	0	1	0	0	0	0	0	0	0	0	1	1	1
2	1	1	7	11	4	7	5	3	1	1	0	0	43	46	46
0	0	0	1	3	2	2	1	0	0	1	0	0	12	13	13
1	0	1	2	0	0	0	0	1	0	0	0	0	8	14	14
0	0	0	0	0	1	0	0	0	0	0	0	0	1	1	1
0	0	0	2	1	0	1	2	0	0	0	0	0	11	35	35
0	0	0	2	0	1	0	0	0	0	0	0	0	3	7	7
0	0	0	0	1	0	1	1	0	0	0	0	0	3	9	9
0	0	0	0	0	0	0	0	0	0	0	0	0	0	0	0
0	0	0	0	0	0	0	0	0	0	0	0	0	0	0	0
0	0	0	0	0	0	0	0	0	0	0	0	0	0	0	0
0	0	0	0	0	0	0	0	0	0	0	0	0	0	0	0
0	0	0	0	0	0	0	0	0	0	0	0	0	0	0	0
0	0	0	0	0	0	0	0	0	0	0	0	0	0	0	0
0	0	0	0	0	0	0	0	0	0	0	0	0	1	1	1
0	0	0	0	0	0	0	0	0	0	0	0	0	0	0	0
0	0	0	0	0	0	0	0	0	0	0	0	0	0	0	0
0	0	0	0	0	0	1	0	0	0	0	0	0	1	1	1
0	0	0	1	1	0	1	1	0	0	0	0	0	7	9	9
0	0	0	0	0	0	0	0	0	0	0	0	0	0	0	0
1	0	0	0	2	0	0	0	1	0	0	0	0	4	5	5
0	0	0	0	0	0	0	0	0	0	0	0	0	0	0	0
0	0	1	0	0	1	0	0	0	0	0	0	0	2	4	4
0	0	0	0	0	0	1	0	0	0	0	0	0	1	1	1
0	0	0	0	0	0	0	0	0	0	0	0	0	0	0	0
0	0	0	0	0	0	0	0	0	0	0	0	0	0	0	0
0	0	0	0	0	0	0	0	0	0	0	0	0	0	0	0
0	0	0	0	0	1	0	0	0	0	0	0	0	1	1	1
0	0	0	0	0	0	0	0	0	0	0	0	0	0	0	0
1	1	0	2	0	0	1	0	0	0	0	0	0	7	7	7
0	0	0	1	0	0	0	0	0	0	0	0	0	1	2	2
0	0	0	0	0	0	0	0	0	0	0	0	0	0	0	0
0	0	0	0	0	0	0	0	0	0	0	0	0	0	0	0
0	0	0	0	1	1	0	1	0	0	0	0	0	3	3	3
0	0	0	0	0	0	0	0	0	0	0	0	0	1	1	1
2	1	2	8	5	16	5	5	2	3	1	1	0	52	52	52
0	0	0	1	0	1	2	1	0	0	1	0	0	6	6	6
1	0	0	0	0	1	0	0	0	0	0	0	0	5	7	7
0	0	0	0	0	0	0	0	0	0	0	0	0	0	2	2
0	0	0	0	0	0	0	0	2	1	0	0	0	3	5	5
0	0	0	0	0	0	0	0	0	0	0	0	0	0	3	3
1	0	1	9	7	4	6	3	2	4	1	0	0	39	46	46
0	0	0	2	0	1	1	1	1	0	0	0	0	7	9	9
0	0	0	1	0	0	0	0	0	0	0	0	0	1	1	1
0	0	0	0	0	0	0	0	0	0	0	0	0	0	0	0
1	1	2	9	3	8	2	1	1	1	1	1	2	42	47	47
1	0	0	4	0	1	3	0	0	0	0	0	0	9	10	10
0	0	0	0	0	0	0	0	0	0	0	0	0	0	0	0
0	0	0	0	0	0	0	0	0	0	0	0	0	0	0	0
0	0	0	0	0	0	0	0	0	0	0	0	0	0	5	5
0	0	0	0	0	0	0	0	0	0	0	0	0	0	6	6
0	0	0	0	0	0	0	0	0	0	0	0	0	0	6	6
0	0	0	0	0	0	0	0	0	0	0	0	0	0	9	9
11	4	8	52	36	44	37	22	13	10	6	3	0	280	380	380

# Yerington PD Arrests By Offenses and Age

OFFENSE	SEX	10 & Under	11-12	13-14	15	16	17	Total <18	18	19	20	21
Murder	M	0	0	0	0	0	0	0	0	0	0	0
	F	0	0	0	0	0	0	0	0	0	0	0
Manslaughter by Negligence	M	0	0	0	0	0	0	0	0	0	0	0
	F	0	0	0	0	0	0	0	0	0	0	0
Forcible Rape	M	0	0	0	0	0	0	0	0	0	0	0
	F	0	0	0	0	0	0	0	0	0	0	0
Robbery	M	0	0	0	0	0	0	0	0	0	0	0
	F	0	0	0	0	0	0	0	0	0	0	0
Aggravated Assault	M	0	0	0	0	1	0	1	0	0	0	0
	F	0	0	0	0	0	0	0	0	0	0	0
Other Assaults	M	0	0	0	0	0	0	0	0	0	0	0
	F	0	0	0	0	0	0	0	0	0	0	0
Burglary	M	0	0	1	0	0	0	1	0	0	0	0
	F	0	0	0	0	0	0	0	0	0	0	0
Larceny--Theft	M	1	0	0	1	1	1	4	0	1	0	0
	F	0	0	0	0	0	0	0	0	0	0	0
Motor Vehicle Theft	M	0	0	0	0	0	0	0	0	0	0	0
	F	0	0	0	0	0	0	0	0	0	0	0
Arson	M	0	0	0	0	0	0	0	0	0	0	0
	F	0	0	0	0	0	0	0	0	0	0	0
Forgery & Counterfeiting	M	0	0	0	0	0	0	0	0	0	0	0
	F	0	0	0	0	0	0	0	0	0	0	0
Fraud	M	0	0	0	0	0	0	0	0	0	0	0
	F	0	0	0	0	0	0	0	0	0	0	0
Embezzlement	M	0	0	0	0	0	0	0	0	0	0	0
	F	0	0	0	0	0	0	0	0	0	0	0
Stolen Property-Buy, Possess, Receive	M	0	0	0	0	0	0	0	0	0	0	0
	F	0	0	0	0	0	0	0	0	0	0	0
Vandalism	M	0	0	0	0	0	0	0	0	0	0	0
	F	0	0	0	0	0	0	0	0	0	0	0
Weapons-carrying, possession, etc...	M	0	0	0	0	0	0	0	0	0	0	0
	F	0	0	0	0	0	0	0	0	0	0	0
Prostitution & Commercialized Vice	M	0	0	0	0	0	0	0	0	0	0	0
	F	0	0	0	0	0	0	0	0	0	0	0
Other Sex Offenses	M	0	0	0	0	0	0	0	0	0	0	0
	F	0	0	0	0	0	0	0	0	0	0	0
Drug Abuse Violations	M	0	0	1	2	1	4	8	2	0	1	1
	F	0	0	0	1	1	2	4	1	0	1	0
Gambling	M	0	0	0	0	0	0	0	0	0	0	0
	F	0	0	0	0	0	0	0	0	0	0	0
Offenses Against Family & Children	M	0	0	0	0	0	0	0	0	0	0	0
	F	0	0	0	0	0	0	0	0	0	0	0
Driving Under the Influence	M	0	0	0	0	0	0	0	2	4	2	1
	F	0	0	1	0	0	1	2	0	0	0	0
Liquor Laws	M	0	0	0	0	0	0	0	0	0	0	0
	F	0	0	0	0	0	0	0	0	0	0	0
Drunkenness	M	0	0	0	0	0	0	0	0	0	0	0
	F	0	0	0	0	0	0	0	0	0	0	0
Disorderly Conduct	M	0	0	0	0	0	0	0	0	0	0	0
	F	0	0	0	0	0	0	0	0	0	0	0
Vagrancy	M	0	0	0	0	0	0	0	0	0	0	0
	F	0	0	0	0	0	0	0	0	0	0	0
All Other Offenses (except Traffic)	M	0	0	1	0	0	0	1	0	0	0	0
	F	0	0	0	0	0	0	0	0	0	0	0
Suspicion	M	0	0	0	0	0	0	0	0	0	0	0
	F	0	0	0	0	0	0	0	0	0	0	0
Curfew and Loitering Law Violations	M	0	0	0	0	0	0	0	0	0	0	0
	F	0	0	0	0	0	0	0	0	0	0	0
Runaway	M	0	0	0	0	0	0	0	0	0	0	0
	F	0	0	0	0	0	0	0	0	0	0	0
GRAND TOTAL		1	0	4	4	4	8	21	5	5	4	2

## Yerington PD Arrests By Offenses and Age

[illegible]



# Non-family Abduction

## FRANCILLON PIERRE



**DOB:** Oct-01-1982

**Missing:** Aug-02-1986

**Age Now:** 18 years

**Sex:** Male

**Hair:** Black

**Eyes:** Brown

**Height:** 3'6" – 107cm

**Missing From:** North Las Vegas, NV USA

Francillon was last seen at the Broad Acres Swap-Meet.

ANYONE HAVING INFORMATION SHOULD CONTACT  
THEIR LOCAL LAW ENFORCEMENT AGENCY  
OR THE FOLLOWING:

North Las Vegas Police Department, Missing Persons Unit **1-702-649-9111**

Nevada Missing Children Clearinghouse **1-702-486-3539** or

**1-800-992-0900** (Nevada only)

National Center for Missing & Exploited Children

**1-800-843-5678 (1-800-THE-LOST)**

# Hate Crimes

2000

*—It shall be unlawful for any person, maliciously and with specific intent to intimidate, harass, cause physical injury, or damage real or personal property of another person because of that person's race, color, religion, ancestry, or national origin.—*

In April, 1990, a federal mandate to collect and report hate/bias crimes was passed by Congress.

Unlike other Uniform Crime Reporting data, which account for actual reported numbers of definite offenses, hate crime reporting requires rather subjective opinions regarding sensitive issues. This requires various law enforcement administrators to develop and utilize viable and appropriate responsive policies.

Accurate data collection for hate crime requires proper training of enforcement personnel in incident recognition as well as cooperation and desire of enforcement communities to report these offenses without influence of special interest groups, media and politics.

Criteria for recognizing and reporting hate crimes have been prepared and distributed to all law enforcement agencies in Nevada. Enforcement personnel training is periodically offered by the Nevada UCR Program and the Federal Bureau of Investigation.

Information reported in this category includes the offense in relation to the bias incident, motivation (anti-race, anti-religion, anti-sexual orientation, anti-ethnicity, etc.) and identification of victims' and offenders' sex, race and ethnicity.

Nevada enforcement agencies reported 85 hate/bias incidents in 2000. There were 74 reported in 1999 and 56 in 1998.

## Reported Hate Crimes

MONTH	AGENCY	OFFENSE	LOCATION	MOTIVATION (ANTI)	VICTIM NUMBER	OFFENDER/NUMBER
January	Las Vegas Metro PD	Destruction/Vandalism	Residence/Home	Male Homosexual	Individual/1	Unknown
	Las Vegas Metro PD	Destruction/Vandalism	Residence/Home	Homosexual	Individual/1	Unknown
	Las Vegas Metro PD	Intimidation	Residence/Home	Asian/Pacific Islander	Individual/1	White/1
	Las Vegas Metro PD	Intimidation	Residence/Home	Multi-Racial Group	Individual/1	Unknown
	Las Vegas Metro PD	Larceny/Destruction	Grocery/Supermarket	Other Religion	Business/1	White/2
	Las Vegas Metro PD	Larceny/Theft	Residence/Home	Jewish	Individual/1	White/1
February	Fallon PD	Aggravated Assault	Residence/Home	Black	Individual/4	White/1
	Las Vegas Metro PD	Arson	Church/Temple	Other Religion/LDS	Religious Org	Unknown
	Las Vegas Metro PD	Destruction/Vandalism	Church/Synagogue	Other Religion	Religious Org	Unknown
	Las Vegas Metro PD	Destruction/Vandalism	Residence/Home	Jewish	Individual/1	Unknown
	Las Vegas Metro PD	Intimidation	Residence/Home	Black	Individual/1	White/1
	North Las Vegas PD	Destruction/Vandalism	Residence/Home	Female Homosexual	Individual/1	Black/3
	Reno PD	Aggravated Assault	Highway/Road/Alley	Black	Individual/1	White/2
	Reno PD	Aggravated Assault	Parking Lot/Garage	American Indian/	Individual/1	White/3
March	Reno PD	Intimidation	Residence/Home	Black	Individual/1	White/2
	Humboldt County SO	Intimidation	Residence/Home	Hispanic	Individual/2	Unknown
	Las Vegas Metro PD	Aggravated Assault	Highway/Road/Alley	Black	Individual/1	White/2
	Las Vegas Metro PD	Destruction/Vandalism	Commercial Office	Other Religion	Business/1	Unknown
	Washoe Co School	Destruction/Vandalism	School/College	White	Individual/3	Multi-Racial/5
	Washoe Co School	Simple Assault	School/College	Black	Individual/1	White/1



	AGENCY	OFFENSE	LOCATION	MOTIVATION (ANTI)	VICTIM/ NUMBER	OFFENDER/ NUMBER
April	Las Vegas Metro PD	Aggravated Assault	Highway/Road/Alley	Male Homosexual	Individual/2	White/1
	Las Vegas Metro PD	Aggravated Assault	Bar/Nightclub	Black	Individual/1	White/1
	Las Vegas Metro PD	Burglary/Simple Assault	Residence/Home	Black	Individual/2	White/1
	Las Vegas Metro PD	Destruction/Vandalism	Residence/Home	Black	Individual/1	Unknown
	Las Vegas Metro PD	Destruction/Vandalism	Construction Site	Multi-Racial Group	Business/1	Unknown
	Las Vegas Metro PD	Destruction/Vandalism	Air/Bus/Train Terminal	White	Business/1	Unknown
	Las Vegas Metro PD	Intimidation	Restaurant	Black	Individual/1	White/1
	Las Vegas Metro PD	Intimidation	Bar/Nightclub	Asian/Pacific Islander	Business/1	White/1
	Las Vegas Metro PD	Robbery	Highway/Road/Alley	White	Individual/1	Black/2
	Las Vegas Metro PD	Robbery/Agg Assault	Residence/Home	Male Homosexual	Individual/1	Multi-Racial/2
	Las Vegas Metro PD	Simple Assault	Bar/Nightclub	Male Homosexual	Individual/1	White/1
	Las Vegas Metro PD	Simple Assault	Highway/Road/Alley	Black	Individual/2	White/1
	Las Vegas Metro PD	Simple Assault	Highway/Road/Alley	Black	Individual/1	White/2
	North Las Vegas PD	Intimidation	Jail/Prison	Black	Society/Public	Asian/1
	Reno PD	Intimidation	Convenience Store	Male Homosexual	Individual/1	Unknown
May	Las Vegas Metro PD	Destruction/Vandalism	Parking Lot/Garage	Hispanic	Individual/1	White/1
	Las Vegas Metro PD	Simple Assault	Government/Public	Black	Individual/1	White/1
June	Las Vegas Metro PD	Aggravated Assault	Highway/Road/Alley	Black	Individual/1	White/2
	Las Vegas Metro PD	Destruction/Vandalism	Parking Lot/Garage	Black	Individual/1	White/2
	Las Vegas Metro PD	Intimidation	Residence/Home	Black	Individual/1	Unknown
	Las Vegas Metro PD	Simple Assault	Residence/Home	White	Individual/1	Black/7
	Reno PD	Destruction/Sim Assault	Residence/Home	Homosexual	Individual/1	White/2
July	Carson City SO	Intimidation	Parking Lot/Garage	Black	Individual/1	Unknown
	Las Vegas Metro PD	Burglary/Destruction	Residence/Home	Jewish	Individual/2	White/1
	Las Vegas Metro PD	Burglary/Destruction	Residence/Home	Male Homosexual	Individual/1	White/1
	Las Vegas Metro PD	Destruction/Vandalism	Residence/Home	Male Homosexual	Individual/1	Unknown
	Las Vegas Metro PD	Intimidation/Destruction	Highway/Road/Alley	Black	Individual/1	White/2
	Las Vegas Metro PD	Murder/Aggra. Assault	Residence/Home	White	Individual/2	White/2
	Las Vegas Metro PD	Simple Assault	Highway/Road/Alley	White	Individual/1	Black/1
	Las Vegas Metro PD	Simple Assault	Residence/Home	Male Homosexual	Individual/1	White/1
	North Las Vegas PD	Aggravated Assault	Highway/Road/Alley	Male Homosexual	Individual/1	White/1
August	North Las Vegas PD	Destruction/Vandalism	Highway/Road/Alley	Jewish	Individual/2	White/1
	Las Vegas Metro PD	Destruction/Vandalism	Residence/Home	Asian/Pacific Islander	Individual/2	Unknown
	Reno PD	Agg Assault/Destruction	Convenience Store	Hispanic	Individual/2	White/2
	Reno PD	Intimidation	Grocery/Supermarket	Hispanic	Individual/8	White/1
	Reno PD	Intimidation	Residence/Home	Asian/Pacific Islander	Individual/1	Unknown
September	YeringtonPD	Simple Assault	Highway/Road/Alley	Male Homosexual	Individual/1	White/2
	Las Vegas Metro PD	Burglary/Destruction	Residence/Home	Homosexual	Individual/2	Unknown
	Las Vegas Metro PD	Destruction/Vandalism	Residence/Home	Jewish	Individual/1	Unknown
	Las Vegas Metro PD	Destruction/Vandalism	Residence/Home	Jewish	Individual/1	Unknown
	Las Vegas Metro PD	Intimidation	Commercial/Office	Jewish	Individual/1	Unknown
	Las Vegas Metro PD	Simple Assault	Residence/Home	Black	Individual/1	White/1
	Las Vegas Metro PD	Simple Assault	Highway/Road/Alley	Black	Individual/1	White/2
	North Las Vegas PD	Aggravated Assault	Air/Bus/Train Terminal	Black	Individual/1	White/1
	North Las Vegas PD	Intimidation	Residence/Home	Jewish	Individual/1	White/1
	Reno PD	Destruction/Sim Assault	Bar/Night Club	Homosexual	Individual/1	White/3
	Reno PD	Intimidation	Parking Lot/Garage	Black	Individual/1	White/1
	Washoe Co School	Destruction/Vandalism	School/College	Homosexual	Government	Unknown
	Washoe Co School	Intimidation/Sim Assault	School/College	Other Religion	Individual/1	White/1

MONTH	AGENCY	OFFENSE	LOCATION	MOTIVATION (ANTI)	VICTIM/ NUMBER	OFFENDER/ NUMBER
October	Las Vegas Metro	Destruction/Vandalism	Commercial/Office	Homosexual	Business/1	Unknown
	Las Vegas Metro	Simple Assault	School/College	Homosexual	Individual/1	White
	Reno PD	Aggravated Assault	Highway/Road/Alley	Homosexual	Individual/1	White/3
	Reno PD	Simple Assault	Air/Bus/Train Terminal	American Indian	Individual/1	White/3
	Reno PD	Simple Assault	Parking Lot	Homosexual	Individual/1	Unknown
	Washoe Co School	Intimidation	Bus Terminal	Multi Racial	Individual/2	White/1
November	Las Vegas Metro	Simple Assault	Highway/Road/Alley	White	Individual/2	Asian/1
December	Las Vegas Metro	Simple Assault	Highway/Road/Street	Black	Individual/1	White/1
	Las Vegas Metro	Larceny/Intimidation	Dept/Discount Store	Female Homosexual	Busin/Indiv 1	Black/1
	Las Vegas Metro	Simple Assault	Commercial/Office	Pakistani	Individual/1	White/1
	Las Vegas Metro	Destruction/Vandalism	Residence/Home	Female Homosexual	Individual/2	Unknown
	Las Vegas Metro	Aggravated Assault	Residence/Home	Black	Individual/1	White/1
	Las Vegas Metro	Intimidation	Residence/Home	Asian/Pacific Islander	Individual/1	Unknown
	Las Vegas Metro	Destruction/Damage	Church/Temple	Other Religion	Religious Org	White/1
	North Las Vegas PD	Intimidation	Residence/Home	Other Religion/LDS	Individual/1	White/1
	Washoe Co School	Intimidation	School/College	Black	Individual/1	White/1



# Endangered Missing

## KARLA RODRIGUEZ



**DOB:** Sep-29-1992  
**Missing:** Oct-20-1999  
**Age Now:** 8 years  
**Sex:** F  
**Hair:** Black  
**Eyes:** Brown  
**Height:** 3'5" - 104 cm  
**Weight:** 49 lbs - 22 kg  
**Missing From:**  
LAS VEGAS, NV USA



Karla was last seen by her mother the morning of 10/20/99 walking to her school from the 700 block of East St. Louis. Karla never made it to school that day, but was later seen by neighborhood juveniles around 7 pm in the 800 block of Bonita. She was last seen wearing a black jacket, blue and white striped shirt, red pants, and her fingernails were painted green. She has a small mole above her right eyebrow and visible cavities in her teeth. The child speaks limited English.

**ANYONE HAVING INFORMATION SHOULD CONTACT  
THEIR LOCAL LAW ENFORCEMENT AGENCY  
OR THE FOLLOWING:**

Las Vegas Metro Police Department, Missing Person Unit **1-702-229-2907**

Nevada Missing Children Clearinghouse **1-702-486-3539** or

**1-800-992-0900** (Nevada only)

National Center for Missing & Exploited Children

**1-800-843-5678 (1-800-THE-LOST)**

# ARRESTS - DRUG AND LIQUOR VIOLATIONS

2000

---

Due to the nature of the violations, along with exceptional interest and concern by public officials and citizens of Nevada, a special review is provided for drug and alcohol-related arrests. Tables on the following pages display the number and age of people arrested in 2000. Nevada Highway Patrol and Division of Investigations arrests are provided separately.

The information provided here should be of interest to social agencies involved in the study of drugs and alcohol problems in Nevada. The information pinpoints the predominant drug and liquor arrests in Nevada by age and identifies potential problem areas.

Nevada drug arrests for all agencies totalled 11,960 (includes arrests by Nevada Highway Patrol (NHP) and Nevada Division of Investigations (NDI)). DUI arrests for all agencies totalled 12,760 (includes arrests by NHP).

## Facts for County and Municipal Agencies on Drug Violations

- 86.48% of juvenile arrests involved possession violations, 13.52% involved sale / manufacturing.
- 67.95% of adult arrests involved possession violations, 32.05% involved sale / manufacturing.
- Of the 10,232 total drug arrests, 8,284 were male and 1,948 were female.
- The age group 21-29 accounted for most drug possession violations at 1,885 (32.3%).
- The age group 21-29 accounted for most drug sales/manufacturing violations at 1,029 (37.4%).

## For County and Municipal Agencies on Liquor Violations:

- 94.65% of juvenile arrests involved liquor laws, 5.35% were for driving under the influence (DUI).
- 44.95% of adult arrests involved liquor laws, 55.05% were for driving under the influence (DUI).
- 8,341 adults and 86 juveniles were arrested for DUI.
- Of the total of DUI arrests in 2000, 6,985 were male, 1,442 were female.

## For Nevada Highway Patrol on Drug and DUI Arrests:

- 1,373 were drug arrests and 4,333 were DUI arrests.
- Of NHP drug arrests, 94.30% involved persons 18 years of age and older.
- The age group 21-29 accounted for most NHP drug arrests with 460 (35.5%).
- Of NHP DUI arrests, 98.7% involved persons 18 years of age and older.
- The age group 30-39 accounted for most NHP DUI arrests with 1,393 (32.2%).



## County and Municipal Drug and Liquor Arrests by Age - 2000

Age	Sales &		Possession	Total	DUI	Liquor Laws	Total	Total Drug & Liquor Arrests
Under 10	0		1	1	1	1	2	3
10-12	2		55	57	0	13	13	70
13-14	34		264	298	8	180	188	486
15	42		296	338	1	242	243	581
16	59		376	435	23	387	410	845
17	86		434	520	53	698	751	1,271
<b>Total Juvenile Arrests</b>	<b>223</b>		<b>1,426</b>	<b>1,649</b>	<b>86</b>	<b>1,521</b>	<b>1,607</b>	<b>3,256</b>
18	134		369	503	112	594	706	1,209
19	142		340	482	164	724	888	1,370
20	131		308	439	188	565	753	1,192
21-29	1,029		1,885	2,914	2,369	1,180	3,549	6,463
30-39	834		1,813	2,647	2,430	1,447	3,877	6,524
40-49	407		941	1,348	1,971	1,477	3,448	4,796
50-59	63		155	218	780	630	1,410	1,628
60 & Over	11		21	32	327	195	522	554
<b>Total Adult Arrests</b>	<b>2,751</b>		<b>5,832</b>	<b>8,583</b>	<b>8,341</b>	<b>6,812</b>	<b>15,153</b>	<b>23,736</b>
<b>Grand Total</b>	<b>2,974</b>		<b>7,258</b>	<b>10,232</b>	<b>8,427</b>	<b>8,333</b>	<b>16,760</b>	<b>26,992</b>

# Nevada Division of Investigation Arrests for Drug Violations, 2000

		<b>&lt;10</b>			<b>10-12</b>			<b>13-14</b>			<b>15</b>			<b>16</b>			<b>17</b>			<b>Total &lt;18</b>			<b>Total &gt;18</b>										<b>Total All Ages</b>												
<b>Sales/Manufacturing Violations</b>																																													
	Opium or cocaine and their derivatives (morphine, heroin, codeine)	M	0	0	0	1	3	2	6	3	5	3	26	41	20	8	1	107	113																										
		F	0	0	0	0	0	1	1	1	0	0	13	6	12	2	0	34	35																										
	Marijuana	M	0	0	0	1	0	0	1	0	1	1	1	1	2	0	0	6	7																										
		F	0	0	0	1	0	0	1	0	0	1	1	0	0	0	2	3																											
	Synthetic narcotics - Manufactured narcotics that can cause true drug addiction (Demerol, meth)	M	0	0	0	0	0	0	0	0	0	0	0	0	0	0	0	0	0																										
		F	0	0	0	0	0	0	0	0	0	0	0	0	0	0	0	0	0																										
	Other dangerous, non-narcotic drugs (barbiturates, Benzadrine)	M	0	0	0	0	0	0	0	0	0	0	0	0	0	0	0	0	0																										
		F	0	0	0	0	0	0	0	0	0	0	0	0	0	0	0	0	0																										
	<b>Total Sales &amp; Manufacturing</b>		0	0	0	3	3	3	9	4	6	4	41	49	34	10	1	149	158																										
<b>Possession Violations</b>																																													
	Opium or cocaine and their derivatives (morphine, heroin, codeine)	M	0	0	0	0	0	2	2	4	3	1	11	20	13	2	0	54	56																										
		F	0	0	0	0	1	1	2	1	2	2	11	24	15	3	0	58	60																										
	Marijuana	M	0	0	0	1	4	1	6	8	5	3	8	17	4	3	1	49	55																										
		F	0	0	0	0	0	1	1	3	1	0	4	3	8	1	0	20	21																										
	Synthetic narcotics - Manufactured narcotics that can cause true drug addiction (Demerol, meth)	M	0	0	0	0	0	0	0	0	0	0	0	0	0	0	0	0	0																										
		F	0	0	0	0	0	0	0	0	0	0	0	0	0	0	0	0	0																										
	Other dangerous, non-narcotic drugs (barbiturates, Benzadrine)	M	0	0	0	0	0	0	0	0	0	0	1	0	1	0	0	2	2																										
		F	0	0	0	0	0	0	0	0	0	0	0	1	2	0	3	3	3																										
	<b>Total Possession</b>		0	0	0	1	5	5	11	16	11	6	35	65	43	9	1	186	197																										
	<b>Total</b>		0	0	0	4	8	8	20	20	17	10	76	114	77	19	2	335	355																										

# Nevada Highway Patrol Drug Arrests by County/Age, 2000

	Total <18							Total >18								Age Unknown	Total All Ages	
	<10	10-12	13-14	15	16	17	18	19	20	21-29	30-39	40-49	50-59	60+				
Carson	0	0	0	0	1	3	4	1	4	0	18	37	7	5	2	74	2	80
Churchill	0	0	0	0	0	0	0	3	0	1	4	2	3	0	0	13	0	13
Clark	0	0	0	6	9	3	18	11	28	24	208	200	90	12	1	574	19	611
Douglas	0	0	0	0	0	0	0	0	0	4	12	7	4	0	0	27	0	27
Elko	0	0	0	0	0	0	0	0	4	2	33	9	9	13	1	71	1	72
Esmeralda	0	0	0	0	0	0	0	0	0	1	3	5	13	2	0	24	0	24
Eureka	0	0	0	0	0	0	0	0	0	0	0	0	1	0	0	1	0	1
Humboldt	0	2	0	0	0	0	2	1	0	3	17	6	9	0	0	36	0	38
Lander	0	0	0	0	0	1	1	0	0	0	5	5	1	0	0	11	0	12
Lincoln	0	0	0	0	0	0	0	0	0	0	0	5	3	0	0	8	0	8
Lyon	0	0	0	0	0	0	0	0	0	3	13	7	9	2	0	34	0	34
Mineral	0	0	0	0	0	0	0	8	0	0	2	1	1	3	0	15	0	15
Nye	0	0	0	0	0	2	2	0	1	0	9	3	2	2	0	17	0	19
Pershing	0	0	0	0	0	0	0	0	0	0	1	0	0	0	0	1	0	1
Storey	0	0	0	0	0	0	0	0	0	0	0	2	2	0	0	4	0	4
Washoe	0	0	0	0	0	8	8	6	15	21	134	123	68	14	1	382	7	397
White Pine	0	0	0	0	0	1	1	1	0	0	1	1	0	0	0	3	13	17
Total	0	2	0	6	10	18	36	31	52	59	460	413	222	53	5	1,295	42	1,373



Nevada Highway Patrol DUI Arrests by County/Age, 2000																	
	Total <18						Total >18									Age Unknown	Total All Ages
	<10	10-12	13-14	15	16	17	18	19	20	21-29	30-39	40-49	50-59	60+			
Carson	0	0	0	0	0	2	2	5	1	4	70	127	122	57	14	400	1
Churchill	0	0	0	0	0	2	2	0	0	3	26	22	22	5	2	80	0
Clark	0	0	1	1	0	7	9	16	41	26	652	721	405	160	39	2,060	12
Douglas	0	0	0	0	0	0	0	0	3	2	24	32	33	11	10	115	0
Elko	0	0	0	0	1	5	6	3	7	2	45	55	37	30	12	191	1
Esmeralda	0	0	0	0	0	0	0	0	0	0	0	2	5	2	4	13	0
Eureka	0	0	0	0	0	0	0	0	0	0	0	1	4	5	1	11	0
Humboldt	0	0	0	0	0	1	1	0	0	1	8	13	22	2	3	49	0
Lander	0	0	0	0	0	0	0	0	0	0	4	3	5	1	0	13	0
Lincoln	0	0	0	0	0	0	0	0	0	1	3	4	9	3	1	21	0
Lyon	0	0	0	0	0	1	1	2	0	4	22	43	44	18	19	152	1
Mineral	0	0	0	0	0	0	0	0	0	0	3	3	1	6	1	14	0
Nye	0	0	0	0	0	0	0	2	4	1	15	27	20	12	9	90	0
Pershing	0	0	0	0	0	0	0	0	3	0	4	9	8	5	2	31	0
Storey	0	0	0	0	0	0	0	0	0	0	1	0	7	2	1	11	0
Washoe	0	0	0	0	2	4	6	8	14	22	276	324	240	85	36	1,005	13
White Pine	0	0	0	0	0	1	1	1	0	0	3	7	6	4	0	21	0
Total	0	0	1	1	3	23	28	37	73	66	1,156	1,393	990	408	154	4,277	28
														</			

# Endangered Missing

## RENE ROMERO



**DOB:** Nov-29-1989

**Missing:** Nov-28-1994

**Age Now:** 11 years

**Sex:** Male

**Hair:** Brown

**Eyes:** Brown

**Height:** 3'0" – 91 cm

**Weight:** 45 lbs – 20 kg

**Missing From:** RENO, NV USA

Rene was last seen at his residence in Reno, Nevada on November 28, 1994. He has not been seen or heard from since.

ANYONE HAVING INFORMATION SHOULD CONTACT  
THEIR LOCAL LAW ENFORCEMENT AGENCY  
OR THE FOLLOWING:

Reno Police Department, Detective Division **1-775-334-2121**

Nevada Missing Children Clearinghouse **1-702-486-3539** or

**1-800-992-0900** (Nevada only)

National Center for Missing & Exploited Children

**1-800-843-5678 (1-800-THE-LOST)**



# STOLEN AND RECOVERED PROPERTY VALUES

2000

---

Supplementary reports relating to stolen and recovered property provide information on the estimated value of such property. Investigating officers have the obligation to assess the value of property stolen and recovered in each crime index offense. Officers are guided by the following instructions:

1. Use fair market value for items subject to depreciation
2. Use wholesale cost of goods stolen from retail establishments
3. Use victim's evaluation of non-depreciable items
4. Use cost of replacement to victims for new or almost new items

There was over \$141 million dollars worth of property reported stolen in Nevada during 2000. This value does not include the value of property damaged due to vandalism, malicious mischief or arson. Following are some pertinent facts regarding stolen property in Nevada in 2000:

- Property stolen totaled \$141,572,731
- Property recovered totaled \$36,677,083
- The rate of recovery was 25.91%
- The property type with the highest recovery rate was motor vehicles at 58.35%
- The average rate of recovery for property stolen excluding motor vehicles was 4.76%
- Stolen property, excluding motor vehicles, was valued at \$85,699,276 with \$4,076,370 recovered

# Breakdown by Type and Value of Property Stolen and Recovered

Property Type	1996		1997		1998		1999		2000	
	Stolen	Recovered	Stolen	Recovered	Stolen	Recovered	Stolen	Recovered	Stolen	Recovered
Currency, Notes, Etc...	\$10,271,570	\$256,131	\$11,442,974	\$315,087	\$15,626,405	\$201,631	\$15,107,180	\$130,677	\$15,543,755	\$400,663
Jewelry, Precious Metals	\$17,825,891	\$689,290	\$21,675,851	\$958,392	\$19,112,906	\$691,038	\$15,252,607	\$573,894	\$15,669,206	\$377,306
Clothing & Furs	\$3,430,126	\$978,745	\$3,199,253	\$378,599	\$3,916,724	\$377,405	\$3,040,100	\$239,740	\$4,562,063	\$371,402
Locally Stolen Motor Vehicles	\$70,311,183	\$43,870,415	\$97,451,327	\$60,034,303	\$101,053,201	\$50,014,196	\$62,908,487	\$39,935,047	\$55,873,455	\$32,600,713
Office Equipment	\$4,163,677	\$228,314	\$5,077,592	\$253,569	\$5,264,697	\$124,951	\$4,236,565	\$180,797	\$5,146,771	\$250,954
TVs, Radios, VCRs, Cameras	\$10,029,669	\$375,889	\$11,056,168	\$422,593	\$9,617,768	\$253,275	\$9,776,186	\$252,785	\$10,711,999	\$319,684
Firearms	\$1,276,002	\$187,193	\$1,381,235	\$165,470	\$1,446,103	\$111,925	\$895,979	\$121,846	\$950,716	\$88,925
Household Goods	\$2,197,648	\$234,410	\$2,907,874	\$95,147	\$2,381,701	\$112,021	\$1,791,135	\$95,958	\$2,175,631	\$82,325
Consumable Goods	\$436,610	\$75,434	\$430,440	\$118,568	\$344,583	\$72,636	\$1,753,576	\$972,517	\$710,198	\$89,111
Livestock	\$151,450	\$10,419	\$178,426	\$10,851	\$108,822	\$14,837	\$670,502	\$32,838	\$590,571	\$134,573
Miscellaneous	\$29,884,134	\$1,933,351	\$34,825,382	\$2,304,047	\$31,817,674	\$1,652,030	\$26,778,617	\$2,313,272	\$29,638,367	\$1,961,428
<b>Total</b>	<b>\$149,977,960</b>	<b>\$48,839,591</b>	<b>\$189,626,522</b>	<b>\$65,056,626</b>	<b>\$190,690,584</b>	<b>\$53,625,945</b>	<b>\$142,210,934</b>	<b>\$44,849,372</b>	<b>\$141,572,731</b>	<b>\$36,677,083</b>

# Stolen/Recovered Property Report- 2000

Property Type	Boulder PD	Carlin PD	Carson SO	Churchill SO	Clark Co Schl Dist PD	Douglas SO	Elko PD	Elko SO	Esmeralda SO
<b>Currency</b>									
Stolen	\$29,418	\$2,594	\$102,141	\$21,985	\$19,891	\$78,270	\$33,647	\$39,434	\$0
Recovered	\$1,905	\$935	\$28,244	\$0	\$756	\$7,005	\$6,052	\$893	\$0
% Recovered	6.5%	36.0%	27.7%	0.0%	3.8%	8.9%	18.0%	2.3%	0.0%
<b>Jewelry</b>									
Stolen	\$53,563	\$0	\$87,960	\$13,312	\$26,433	\$105,525	\$29,839	\$32,635	\$0
Recovered	\$9,225	\$0	\$25,450	\$620	\$854	\$28,196	\$5,513	\$0	\$0
% Recovered	17.2%	0.0%	28.9%	4.7%	3.2%	26.7%	18.5%	0.0%	0.0%
<b>Clothing</b>									
Stolen	\$9,995	\$370	\$16,166	\$1,239	\$5,278	\$13,759	\$11,483	\$2,134	\$0
Recovered	\$0	\$20	\$1,760	\$653	\$0	\$340	\$556	\$175	\$0
% Recovered	0.0%	5.4%	10.9%	52.7%	0.0%	2.5%	4.8%	8.2%	0.0%
<b>Motor Vehicle</b>									
Stolen	\$200,098	\$6,300	\$358,495	\$64,050	\$323,839	\$556,632	\$286,253	\$152,208	\$1,500
Recovered	\$103,419	\$0	\$165,595	\$22,050	\$216,839	\$614,075	\$277,450	\$68,204	\$1,500
% Recovered	51.7%	0.0%	46.2%	34.4%	67.0%	110.3%	96.9%	44.8%	100.0%
<b>Office Equipment</b>									
Stolen	\$2,930	\$200	\$38,660	\$3,072	\$213,636	\$14,947	\$4,019	\$23,474	\$0
Recovered	\$0	\$0	\$0	\$0	\$16,108	\$0	\$627	\$20,000	\$0
% Recovered	0.0%	0.0%	0.0%	0.0%	7.5%	0.0%	15.6%	85.2%	0.0%
<b>TV, VCR, Camera, Etc.</b>									
Stolen	\$11,266	\$3,705	\$102,263	\$11,991	\$224,239	\$79,828	\$47,370	\$77,022	\$0
Recovered	\$300	\$300	\$1,637	\$3,110	\$19,289	\$10,225	\$4,933	\$460	\$0
% Recovered	2.7%	8.1%	1.6%	25.9%	8.6%	12.8%	10.4%	0.6%	0.0%
<b>Firearm</b>									
Stolen	\$4,470	\$600	\$15,663	\$11,303	\$0	\$11,314	\$20,198	\$4,758	\$0
Recovered	\$0	\$400	\$662	\$2,309	\$0	\$2,088	\$3,108	\$650	\$0
% Recovered	0.0%	66.7%	4.2%	20.4%	0.0%	18.5%	15.4%	13.7%	0.0%
<b>Household Goods</b>									
Stolen	\$5,523	\$3,150	\$11,161	\$4,795	\$0	\$3,028	\$14,164	\$6,797	\$20
Recovered	\$50	\$0	\$0	\$2,310	\$0	\$510	\$448	\$2,726	\$0
% Recovered	0.9%	0.0%	0.0%	48.2%	0.0%	16.8%	3.2%	40.1%	0.0%
<b>Consumable Goods</b>									
Stolen	\$572	\$1,524	\$5,223	\$6,031	\$1,775	\$12,505	\$11,223	\$2,182	\$50
Recovered	\$17	\$745	\$2,097	\$3,023	\$85	\$359	\$583	\$47	\$0
% Recovered	3.0%	48.9%	40.1%	50.1%	4.8%	2.9%	5.2%	2.2%	0.0%
<b>Livestock</b>									
Stolen	\$50	\$0	\$0	\$50	\$0	\$0	\$0	\$5,201	\$0
Recovered	\$0	\$0	\$0	\$0	\$0	\$0	\$0	\$5,200	\$0
% Recovered	0.0%	0.0%	0.0%	0.0%	0.0%	0.0%	0.0%	100.0%	0.0%
<b>Misc.</b>									
Stolen	\$143,032	\$22,163	\$283,780	\$41,371	\$463,703	\$212,196	\$161,630	\$134,371	\$550
Recovered	\$14,883	\$10,123	\$0	\$22,696	\$19,042	\$56,472	\$15,560	\$2,820	\$120
% Recovered	10.4%	45.7%	0.0%	54.9%	4.1%	26.6%	9.6%	2.1%	21.8%
<b>TOTALS</b>									
Stolen	\$460,916	\$40,606	\$1,021,512	\$179,199	\$1,278,793	\$1,088,004	\$619,826	\$480,216	\$2,120
Recovered	\$129,799	\$12,523	\$225,445	\$56,771	\$272,973	\$719,270	\$314,830	\$101,175	\$1,620
% Recovered	28.2%	30.8%	22.1%	31.7%	21.3%	66.1%	50.8%	21.1%	76.4%

# Stolen/Recovered Property Report- 2000

Property Type	Eureka SO	Fallon PD	Henderson PD	Humboldt SO	Lander SO	LV Metro PD	Lincoln SO	Lovelock PD	Lyon SO
<b>Currency</b>									
Stolen	\$43,121	\$15,228	\$643,723	\$6,256	\$2,188	\$11,839,613	\$878	\$10,372	\$111,503
Recovered	\$20	\$2	\$7,867	\$0	\$5	\$71,647	\$2	\$311	\$14,800
% Recovered	0.0%	0.0%	1.2%	0.0%	0.2%	0.6%	0.2%	3.0%	13.3%
<b>Jewelry</b>									
Stolen	\$1,800	\$6,937	\$837,960	\$1,500	\$4,885	\$12,078,403	\$1,837	\$6,400	\$77,254
Recovered	\$0	\$150	\$39,009	\$0	\$21	\$113,651	\$1,799	\$0	\$5,585
% Recovered	0.0%	2.2%	4.7%	0.0%	0.4%	0.9%	97.9%	0.0%	7.2%
<b>Clothing</b>									
Stolen	\$0	\$1,883	\$573,395	\$250	\$2	\$2,397,670	\$72	\$900	\$2,989
Recovered	\$0	\$853	\$14,739	\$0	\$0	\$276,866	\$5	\$100	\$1,495
% Recovered	0.0%	45.3%	2.6%	0.0%	0.0%	11.5%	6.9%	11.1%	50.0%
<b>Motor Vehicle</b>									
Stolen	\$1,500	\$64,385	\$8,996,864	\$37,722	\$26,502	\$24,661,396	\$1,000	\$1,500	\$205,491
Recovered	\$0	\$65,385	\$7,334,055	\$34,022	\$23,501	\$7,755,610	\$1,000	\$0	\$85,625
% Recovered	0.0%	101.6%	81.5%	90.2%	88.7%	31.4%	100.0%	0.0%	41.7%
<b>Office Equipment</b>									
Stolen	\$25	\$941	\$154,191	\$10,015	\$3,389	\$3,462,562	\$160	\$250	\$1,641
Recovered	\$0	\$0	\$2,051	\$1,000	\$0	\$62,844	\$0	\$0	\$0
% Recovered	0.0%	0.0%	1.3%	10.0%	0.0%	1.8%	0.0%	0.0%	0.0%
<b>TV, VCR, Camera, Etc.</b>									
Stolen	\$0	\$9,472	\$827,819	\$12,689	\$8,106	\$6,233,296	\$4,170	\$1,050	\$101,559
Recovered	\$0	\$3,767	\$25,044	\$3,805	\$4,124	\$140,588	\$0	\$200	\$4,847
% Recovered	0.0%	39.8%	3.0%	30.0%	50.9%	2.3%	0.0%	19.0%	4.8%
<b>Firearm</b>									
Stolen	\$3,101	\$1,453	\$48,529	\$2,385	\$2,800	\$511,947	\$600	\$925	\$6,130
Recovered	\$0	\$0	\$10,867	\$0	\$2,000	\$21,021	\$0	\$200	\$3,575
% Recovered	0.0%	0.0%	22.4%	0.0%	71.4%	4.1%	0.0%	21.6%	58.3%
<b>Household Goods</b>									
Stolen	\$0	\$391	\$121,447	\$10,000	\$9,285	\$1,044,498	\$130	\$5,730	\$45,073
Recovered	\$0	\$286	\$3,774	\$0	\$2,232	\$27,044	\$10	\$465	\$2,337
% Recovered	0.0%	73.1%	3.1%	0.0%	24.0%	2.6%	7.7%	8.1%	5.2%
<b>Consumable Goods</b>									
Stolen	\$2,378	\$1,793	\$106,224	\$579	\$188	\$375,047	\$469	\$92	\$11,445
Recovered	\$0	\$144	\$1,603	\$43	\$0	\$61,346	\$67	\$21	\$773
% Recovered	0.0%	8.0%	1.5%	7.4%	0.0%	16.4%	14.3%	22.8%	6.8%
<b>Livestock</b>									
Stolen	\$0	\$0	\$443,366	\$200	\$0	\$116,677	\$0	\$0	\$5,640
Recovered	\$0	\$0	\$24,373	\$0	\$0	\$100,000	\$0	\$0	\$5,000
% Recovered	0.0%	0.0%	5.5%	0.0%	0.0%	85.7%	0.0%	0.0%	88.7%
<b>Misc.</b>									
Stolen	\$7,930	\$69,506	\$2,865,943	\$29,794	\$47,898	\$17,235,095	\$6,737	\$7,252	\$138,047
Recovered	\$0	\$11,435	\$177,255	\$41	\$28,382	\$658,015	\$2,024	\$1,650	\$18,991
% Recovered	0.0%	16.5%	6.2%	0.1%	59.3%	3.8%	30.0%	22.8%	13.8%
<b>TOTALS</b>									
Stolen	\$59,855	\$171,989	\$15,619,461	\$111,390	\$105,243	\$79,956,204	\$16,053	\$34,471	\$706,772
Recovered	\$20	\$82,022	\$7,640,637	\$38,911	\$60,265	\$9,288,632	\$4,907	\$2,947	\$143,028
% Recovered	0.0%	47.7%	48.9%	34.9%	57.3%	11.6%	30.6%	8.5%	20.2%

# Stolen/Recovered Property Report- 2000

Property Type	Mesquite PD	Mineral SO	NLVPD	Nye SO	Pershing SO	Reno PD	Sparks PD	Storey SO	TMCC PD	UNLV PD
<b>Currency</b>										
Stolen	\$22,394	\$17,257	\$413,863	\$10,260	\$6,431	\$1,429,439	\$197,016	\$21,062	\$340	\$5,848
Recovered	\$730	\$1,951	\$1,783	\$128	\$950	\$38,506	\$5,848	\$0	\$0	\$5
% Recovered	3.3%	11.3%	0.4%	1.2%	14.8%	2.7%	3.0%	0.0%	0.0%	0.1%
<b>Jewelry</b>										
Stolen	\$63,967	\$4,975	\$872,742	\$15,275	\$650	\$489,415	\$532,482	\$17,332	\$40	\$5,471
Recovered	\$3,302	\$40	\$12,959	\$7,945	\$0	\$67,524	\$45,804	\$0	\$0	\$0
% Recovered	5.2%	0.8%	1.5%	52.0%	0.0%	13.8%	8.6%	0.0%	0.0%	0.0%
<b>Clothing</b>										
Stolen	\$578	\$156	\$509,387	\$16	\$500	\$843,415	\$43,602	\$548	\$110	\$5,214
Recovered	\$88	\$0	\$12,137	\$16	\$0	\$53,891	\$4,723	\$0	\$0	\$400
% Recovered	15.2%	0.0%	2.4%	100.0%	0.0%	6.4%	10.8%	0.0%	0.0%	7.7%
<b>Motor Vehicle</b>										
Stolen	\$127,014	\$0	\$9,538,349	\$163,672	\$124,400	\$6,368,458	\$2,426,248	\$12,515	\$0	\$135,660
Recovered	\$69,512	\$0	\$7,772,851	\$113,150	\$25,800	\$5,292,238	\$1,943,299	\$12,515	\$0	\$11,850
% Recovered	54.7%	0.0%	81.5%	69.1%	20.7%	83.1%	80.1%	100.0%	0.0%	8.7%
<b>Office Equipment</b>										
Stolen	\$1,305	\$0	\$44,466	\$15,600	\$400	\$892,917	\$91,045	\$80	\$8,907	\$15,625
Recovered	\$50	\$0	\$1,282	\$8,375	\$0	\$124,930	\$9,179	\$0	\$0	\$0
% Recovered	3.8%	0.0%	2.9%	53.7%	0.0%	14.0%	10.1%	0.0%	0.0%	0.0%
<b>TV, VCR, Camera, Etc.</b>										
Stolen	\$14,721	\$229	\$1,003,675	\$19,670	\$1,522	\$1,006,874	\$505,216	\$8,874	\$99	\$106,127
Recovered	\$1,833	\$0	\$21,719	\$11,750	\$100	\$14,888	\$30,663	\$200	\$0	\$3,159
% Recovered	12.5%	0.0%	2.2%	59.7%	6.6%	1.5%	6.1%	2.3%	0.0%	3.0%
<b>Firearm</b>										
Stolen	\$6,047	\$1,730	\$98,474	\$19,258	\$701	\$50,323	\$29,078	\$2,395	\$0	\$0
Recovered	\$135	\$2,075	\$2,665	\$6,850	\$0	\$13,049	\$3,711	\$755	\$0	\$0
% Recovered	2.2%	119.9%	2.7%	35.6%	0.0%	25.9%	12.8%	31.5%	0.0%	0.0%
<b>Household Goods</b>										
Stolen	\$1,113	\$500	\$132,047	\$11,872	\$6,244	\$129,575	\$463,398	\$13,980	\$0	\$0
Recovered	\$258	\$0	\$2,974	\$6,906	\$70	\$10,609	\$16,885	\$0	\$0	\$0
% Recovered	23.2%	0.0%	2.3%	58.2%	1.1%	8.2%	3.6%	0.0%	0.0%	0.0%
<b>Consumable Goods</b>										
Stolen	\$458	\$1,479	\$41,558	\$939	\$148	\$4,515	\$98,619	\$112	\$106	\$162
Recovered	\$300	\$80	\$12,695	\$939	\$0	\$119	\$3,098	\$0	\$0	\$0
% Recovered	65.5%	5.4%	30.5%	100.0%	0.0%	2.6%	3.1%	0.0%	0.0%	0.0%
<b>Livestock</b>										
Stolen	\$3,620	\$1,805	\$350	\$0	\$1,000	\$0	\$0	\$262	\$0	\$0
Recovered	\$0	\$0	\$0	\$0	\$0	\$0	\$0	\$0	\$0	\$0
% Recovered	0.0%	0.0%	0.0%	0.0%	0.0%	0.0%	0.0%	0.0%	0.0%	0.0%
<b>Misc.</b>										
Stolen	\$97,807	\$12,127	\$1,729,129	\$112,334	\$63,233	\$3,911,640	\$510,575	\$48,247	\$2,744	\$150,154
Recovered	\$17,183	\$6,000	\$45,541	\$60,499	\$41,516	\$416,081	\$169,317	\$3,128	\$6	\$90,398
% Recovered	17.6%	49.5%	2.6%	53.9%	65.7%	10.6%	33.2%	6.5%	0.2%	60.2%
<b>TOTALS</b>										
Stolen	\$339,024	\$40,258	\$14,384,040	\$368,896	\$205,229	\$15,126,571	\$4,897,279	\$125,408	\$12,346	\$424,261
Recovered	\$93,391	\$10,146	\$7,886,606	\$216,558	\$68,436	\$6,031,835	\$2,232,527	\$16,598	\$6	\$105,812
% Recovered	27.5%	25.2%	54.8%	58.7%	33.3%	39.9%	45.6%	13.2%	0.0%	24.9%



# Stolen/Recovered Property Report- 2000

Property Type	UNR PD	Washoe SO	Washoe Schools PD	Wells PD	Wendover PD	White Pine SO	Winnemucca PD	Yerington PD	Total By Property
<b>Currency</b>									
Stolen	\$4,362	\$107,065	\$3,198	\$345	\$25,634	\$5,811	\$272,029	\$1,140	\$15,543,755
Recovered	\$0	\$1,289	\$0	\$6	\$8,793	\$42	\$200,084	\$104	\$400,663
% Recovered	0.0%	1.2%	0.0%	1.7%	34.3%	0.7%	73.6%	9.1%	2.6%
<b>Jewelry</b>									
Stolen	\$8,902	\$264,913	\$550	\$600	\$12,784	\$3,141	\$9,723	\$0	\$15,669,206
Recovered	\$0	\$4,743	\$0	\$0	\$4,905	\$2	\$9	\$0	\$377,306
% Recovered	0.0%	1.8%	0.0%	0.0%	38.4%	0.1%	0.1%	0.0%	2.4%
<b>Clothing</b>									
Stolen	\$1,407	\$115,801	\$537	\$40	\$1,325	\$1,152	\$625	\$65	\$4,562,063
Recovered	\$0	\$1,473	\$25	\$40	\$0	\$872	\$175	\$0	\$371,402
% Recovered	0.0%	1.3%	4.7%	100.0%	0.0%	75.7%	28.0%	0.0%	8.1%
<b>Motor Vehicle</b>									
Stolen	\$20,250	\$722,054	\$0	\$2,000	\$105,000	\$19,500	\$153,600	\$9,000	\$55,873,455
Recovered	\$36,999	\$288,169	\$0	\$2,000	\$89,000	\$13,000	\$153,000	\$9,000	\$32,600,713
% Recovered	182.7%	39.9%	0.0%	100.0%	84.8%	66.7%	99.6%	100.0%	58.3%
<b>Office Equipment</b>									
Stolen	\$39,005	\$88,466	\$7,936	\$133	\$6,775	\$0	\$0	\$0	\$5,146,771
Recovered	\$0	\$4,508	\$0	\$0	\$0	\$0	\$0	\$0	\$250,954
% Recovered	0.0%	5.1%	0.0%	0.0%	0.0%	0.0%	0.0%	0.0%	4.9%
<b>TV, VCR, Camera, Etc.</b>									
Stolen	\$10,107	\$211,343	\$8,020	\$2,696	\$20,118	\$13,753	\$20,623	\$2,486	\$10,711,999
Recovered	\$0	\$6,884	\$45	\$600	\$3,319	\$300	\$824	\$771	\$319,684
% Recovered	0.0%	3.3%	0.6%	22.3%	16.5%	2.2%	4.0%	31.0%	3.0%
<b>Firearm</b>									
Stolen	\$2,375	\$86,501	\$0	\$2,500	\$3,150	\$750	\$1,258	\$0	\$950,716
Recovered	\$0	\$11,385	\$0	\$0	\$900	\$250	\$270	\$0	\$88,925
% Recovered	0.0%	13.2%	0.0%	0.0%	28.6%	33.3%	21.5%	0.0%	9.4%
<b>Household Goods</b>									
Stolen	\$746	\$104,622	\$13,516	\$0	\$4,792	\$1,555	\$6,139	\$340	\$2,175,631
Recovered	\$0	\$1,340	\$920	\$0	\$20	\$1	\$150	\$0	\$82,325
% Recovered	0.0%	1.3%	6.8%	0.0%	0.4%	0.1%	2.4%	0.0%	3.8%
<b>Consumable Goods</b>									
Stolen	\$25	\$15,613	\$897	\$428	\$2,469	\$1,438	\$1,922	\$10	\$710,198
Recovered	\$0	\$281	\$15	\$66	\$173	\$197	\$184	\$10	\$89,111
% Recovered	0.0%	1.8%	1.7%	15.4%	7.0%	13.7%	9.6%	100.0%	12.5%
<b>Livestock</b>									
Stolen	\$0	\$12,100	\$0	\$0	\$0	\$0	\$250	\$0	\$590,571
Recovered	\$0	\$0	\$0	\$0	\$0	\$0	\$0	\$0	\$134,573
% Recovered	0.0%	0.0%	0.0%	0.0%	0.0%	0.0%	0.0%	0.0%	22.8%
<b>Misc.</b>									
Stolen	\$38,835	\$832,448	\$53,606	\$48,897	\$18,843	\$81,544	\$49,856	\$5,350	\$29,638,367
Recovered	\$0	\$46,806	\$4,991	\$469	\$4,820	\$5,655	\$5,838	\$3,670	\$1,961,428
% Recovered	0.0%	5.6%	9.3%	1.0%	25.6%	6.9%	11.7%	68.6%	6.6%
<b>TOTALS</b>									
Stolen	\$126,014	\$2,560,926	\$88,260	\$57,639	\$200,890	\$128,645	\$516,025	\$18,391	\$141,572,731
Recovered	\$36,999	\$366,878	\$5,996	\$3,181	\$111,930	\$20,320	\$360,534	\$13,555	\$36,677,083
% Recovered	29.4%	14.3%	6.8%	5.5%	55.7%	15.8%	69.9%	73.7%	25.9%

# **NATIONAL CENTER FOR MISSING AND EXPLOITED CHILDREN**

TWENTY YEARS AGO THE ISSUE of missing children was placed in the national spotlight when John and Reve Walsh became parents of an abduction and murder victim, their son Adam.

JOHN WALSH TURNED THEIR TRAGEDY and anger into a positive action by co-founding the private, nonprofit National Center for Missing & Exploited Children (NCMEC). The Center serves as a national clearinghouse for information on cases of abducted, runaway, and sexually exploited youth. NCMEC does not investigate such cases, but receives leads and provides the law enforcement agency the most usable, relevant information possible. Leads are prioritized and similarities and patterns are identified in cases from across the country, helping to tie cases together and coordinate investigation and response.

AS AN ADDED NOTE, NCMEC has assisted in over 68,755 missing-child cases and in the recovery of approximately 50,605 missing children nationwide. Included are 221 "age-progressed" children who were recovered, and 16 deceased children who were identified through computerized facial reconstruction.

THE JIMMY RYCE Law Enforcement Training Center at NCMEC is a national training program that offers multi-tiered training and promotes awareness of and encourages the use of existing FBI and other Federal resources to assist law enforcement agencies investigating missing children cases. Besides training, NCMEC also provides a wide range of free services to law enforcement, including technical case assistance; photograph and poster preparation; age-enhancement and imaging/identification services; database searches; educational material; and publications.

IN ADDITION, NCMEC COORDINATES child protection efforts with the private sector through a network of over 350 active partners. For example, photographs of missing children are posted on bulletin boards in 3,000 Wal-Mart and Sam's Club stores. To date, Wal-Mart has reached its 50<sup>th</sup> recovery. In 2000 a new partnership was initiated with the Internal Revenue Service, in which missing children's photographs were printed on blank pages of tax forms and other publications. 750 million images went into homes across the country. To date more than 105 children featured on IRS tax forms and publications have been recovered.

NCMEC IS ELECTRONICALLY LINKED with the Nevada Missing Children Clearinghouse and many other state clearinghouses. Information and images can be transmitted instantly through this online network. As results of this network, more complex cases have been resolved, more endangered children have been recovered, and more anxious parents have been reunited with their children.

# ENFORCEMENT PERSONNEL EMPLOYMENT DATA

2000

---

The Uniform Crime Reporting Program in Nevada compiles information on enforcement personnel statewide. Included are the total number of sworn and civilian support personnel with each agency broken out by gender. Also provided in this section are ratios of police to population.

A wide variety of factors unique to different jurisdictions affect the number of employees utilized by various law enforcement agencies to enable them to fulfill their service requirements. Because of this, persons attempting to make comparisons of population/enforcement personnel ratios between agencies/jurisdictions should do so cautiously. The State of Nevada, especially, with highly transient and seasonal population variations, has enforcement requirements which differ from many other jurisdictions.

Usage of the term "full-time sworn", when referring to enforcement personnel, does not necessarily mean they are engaged in what the public generally perceives as "regular" police duties, such as investigations, patrol, deterrence, etc. The number of personnel available for "regular" duties is affected by regulatory, correctional, administrative and special assignments. Consideration of in-house duties and responsibilities should temper comparisons of agencies.

## Sworn Personnel

- During 2000, there were 3,384 full-time sworn municipal personnel in Nevada, providing 1.96 officers per 1,000 residents for urban population areas.
- There were 1,045 full-time sworn deputies employed by Nevada's 16 sheriff's departments in 2000, and 381 troopers with the Nevada Highway Patrol. The ratio of enforcement personnel for every 1,000 population in the rural areas was 4.22.
- Statewide, there were 4,810 full-time sworn law enforcement officers in 2000. This represents an overall ratio of 2.33 officers per 1,000 Nevada residents.
- Nationally in 1999, the latest full year of data available, the average number of municipal officers per 1,000 inhabitants was 2.5. For suburban areas the number was 2.7 and for rurals the figure was 2.5.
- Regionally, the highest ratios of sworn officers to population in 1999 were recorded in the Northeastern and Southern states, where there were 2.9 and 2.8 per 1,000 inhabitants respectively. The Western states had the lowest ratio of 1.8 per 1,000.
- The nation's law enforcement community overall, in 1999, had an average of 2.5 full-time sworn personnel for every 1,000 inhabitants.

## Civilian Personnel

- Municipal police departments in Nevada in 2000 employed a total of 1,682 full-time civilians.
- Sheriff's departments statewide maintained 459 full-time civilian employees in 2000. The Nevada Highway Patrol employed a total of 186.
- The total number of full-time civilian support personnel employed statewide in 2000 was 2,327.

**Nevada Full-time Enforcement Employees As of October 31, 2000**

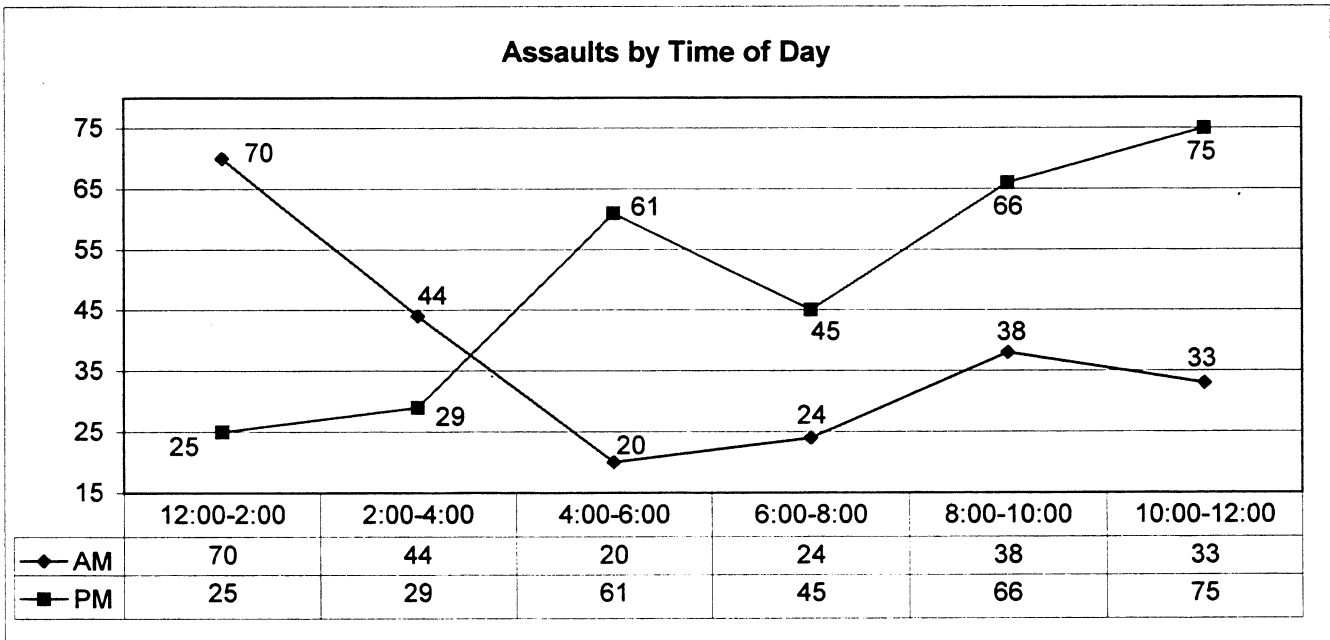
Agency	Sworn Employees			Civilian Employees			Total Employees		
	Male	Female	Total	Male	Female	Total	Male	Female	Total
Boulder City PD	23	4	27	0	9	9	23	13	36
Carlin PD	4	0	4	0	2	2	4	2	6
Carson City SO	77	10	87	3	29	32	80	39	119
Churchill SO	34	3	37	0	7	7	34	10	44
Clark Co School PD	115	9	124	6	10	16	121	19	140
Douglas SO	88	7	95	0	15	15	88	22	110
Elko SO	46	5	51	3	8	11	49	13	62
Elko PD	32	4	36	0	5	5	32	9	41
Esmeralda SO	10	1	11	1	3	4	11	4	15
Eureka SO	11	6	17	0	2	2	11	8	19
Fallon PD	19	1	20	2	9	11	21	10	31
Henderson PD	178	18	196	48	72	120	226	90	316
Humboldt SO	17	3	20	7	20	27	24	23	47
Lander SO	23	4	27	0	13	13	23	17	40
Las Vegas Metro PD	1,991	253	2,244	321	890	1,211	2,312	1,143	3,455
Lincoln SO	15	2	17	0	1	1	15	3	18
Lovelock PD	5	0	5	0	1	1	5	1	6
Lyon SO	63	3	66	5	22	27	68	25	93
Mesquite PD	23	2	25	3	7	10	26	9	35
Mineral SO	20	1	21	0	5	5	20	6	26
Nevada Highway Patrol	358	23	381	50	136	186	408	159	567
North Las Vegas PD	159	23	182	13	64	77	172	87	259
Nye SO	79	11	90	3	40	43	82	51	133
Pershing SO	14	1	15	1	5	6	15	6	21
Reno PD	293	24	317	32	115	147	325	139	464
Sparks PD	83	6	89	0	40	40	83	46	129
Storey SO	17	6	23	1	2	3	18	8	26
TMCC PD	5	1	6	1	1	2	6	2	8
UNLV PD	23	1	24	6	8	14	29	9	38
UNR PD	16	2	18	1	3	4	17	5	22
Washoe School PD	20	4	24	0	4	4	20	8	28
Washoe SO	371	70	441	83	173	256	454	243	697
Wells PD	4	1	5	0	1	1	4	2	6
West Wendover PD	15	1	16	1	2	3	16	3	19
White Pine SO	26	1	27	0	7	7	26	8	34
Winnemucca PD	15	0	15	0	4	4	15	4	19
Yerington PD	7	0	7	0	1	1	7	1	8
<b>Total</b>	<b>4,299</b>	<b>511</b>	<b>4,810</b>	<b>591</b>	<b>1,736</b>	<b>2,327</b>	<b>4,890</b>	<b>2,247</b>	<b>7,137</b>

## ASSAULTS ON LAW ENFORCEMENT PERSONNEL

Nevada UCR compiles detailed monthly data regarding the problem of assaults on law enforcement personnel. The following displays more noticeable points on this issue.

### Facts - 2000 Assaults

- There were a total of 526 assaults on law enforcement personnel in Nevada (479 in 1999).
- The ratio of assaults per 100 officers was 11.0 (9.8 in 1999).
- The greatest number of officer assaults occurred while responding to domestic and other disturbance calls--142 or 27% of the total (132--27.6% in 1999).
- Most assaults on officers involved the use of hands, fists, feet, etc., accounting for 452 incidents or 85.9% (422--88.1% in 1999).
- Personal injury to officers occurred in 86 (16.4%) of the 526 incidents, while 440 (83.6%) escaped injury.
- 35.0% or 184 of the assaults were aimed at officers who were alone, while 344 (65.4%) involved assisted personnel.
- The time period during which the most assaults occurred was between 8:00 p.m. and 12:00 p.m., with 141 incidents or 26.8%. Another 114 (21.7%) took place between 12:00 a.m. and 4:00 a.m.
- Law enforcement cleared 525 (99.8%) of all assaults on personnel.



## Officer Assaults by Activity/Weapon/Assignment

Activity Type	Total Assaults	Number Cleared	Firearm	Knife/Cutting Device	Other Dangerous Weapon	Hands, Fists, Feet, Etc.	2-Officer Vehicle	1-Officer Vehicle- Alone	1-Officer Vehicle- Assisted	Det./Spec/ Assign.-Alone	Det./Spec/ Assign.- Assisted	Other- Alone	Other- Assisted
Domestic/Other Disturbance	142	142	2	7	6	128	45	39	53	0	0	1	3
Burglary in Progress	7	7	0	0	0	7	3	1	3	0	0	0	0
Robbery in Progress	1	1	1	0	0	0	0	1	0	0	0	0	0
Attempting other Arrest	104	104	2	0	12	90	34	40	22	6	1	0	1
Civil Disorder	3	3	0	0	0	3	0	0	2	0	0	0	1
Handling Prisoner	112	112	0	0	3	109	13	28	32	2	1	5	34
Investigate Suspicious Persons/Circumstances	66	66	4	0	11	51	16	17	24	6	3	0	0
Ambush-No Warning	1	1	0	1	0	0	0	0	0	0	0	0	1
Mentally Deranged	4	4	0	3	0	1	0	3	1	0	0	0	0
Traffic Pursuits/Stops	53	53	0	0	15	38	9	13	23	2	0	2	4
All Other	33	32	5	0	3	25	4	13	2	4	3	1	6
<b>Totals</b>	<b>526</b>	<b>525</b>	<b>14</b>	<b>11</b>	<b>50</b>	<b>452</b>	<b>124</b>	<b>155</b>	<b>162</b>	<b>20</b>	<b>8</b>	<b>9</b>	<b>50</b>
With Injury	Total Assaults		Firearm	Knife/Cutting Item	Other Weapon	Hands, Fists, Feet, Etc.							
	86		2	0	9	75							
	440		12	11	41	376							



# Non-family Abduction

## CARY SAYEGH



**DOB:** Nov-12-1971  
**Missing:** Oct-25-1978  
**Age Now:** 29 years  
**Sex:** M  
**Hair:** Brown  
**Eyes:** Brown  
**Height:** 4'2" - 127 cm  
**Weight:** 65 lbs - 29 kg  
**Missing From:**  
LAS VEGAS, NV USA

Age Progressed



Cary's photo is shown age-progressed to 28 years. He was abducted from the grounds of his day school during lunch time. He has a small scar on the right side of his forehead, near his hairline. He has surgical scars on both feet near the little toes. He has a prominent space between his front teeth.

ANYONE HAVING INFORMATION SHOULD CONTACT  
THEIR LOCAL LAW ENFORCEMENT AGENCY  
OR THE FOLLOWING:

Las Vegas Metro Police Department, Missing Persons Unit **1-702-229-2907**

Nevada Missing Children Clearinghouse **1-702-486-3539** or

**1-800-992-0900** (Nevada only)

National Center for Missing & Exploited Children

**1-800-843-5678 (1-800-THE-LOST)**



# CLASSIFICATION OF OFFENSES

---

Uniformity in reporting under the Nevada Uniform Crime Reporting System is based on the proper classification of offenses reported to or known by the police. The adoption of the National System of Uniform Crime Reporting included the utilization of the offense classifications of that system. Law enforcement in this State has made accurate application of those classifications in the reports submitted to the Nevada Uniform Crime Reporting Program. In view of the need for compatibility with the National System, "offenses" under the program are not distinguished by designation of "misdemeanors", "felonies" or violations of municipal ordinances. The explanations of offense classifications may vary slightly from language used by those familiar with Nevada State Law. However, the major categories of offense classification remain the same between the national and state level.

## PART I OFFENSES

Offense data consists of information that has been extracted from reports of Part I crimes that have come to the attention of Nevada Law Enforcement Agencies. In general, Part I crimes are usually reported to law enforcement agencies. Part I crimes are comprised of the following offenses.

### 1. HOMICIDE

1a. Murder and Non-Negligent Manslaughter - *The unlawful killing of a human being with malice aforethought.*

General Rule - Any death due to a fight, quarrel, argument, assault or commission of a crime.

1b. Manslaughter by Negligence - *The unlawful killing of a human being, by another, through gross negligence.*

General Rule - The killing may result from the commission of an unlawful act or from a lawful act performed with gross negligence.

### 2. FORCIBLE RAPE

2a. Rape by Force - *The carnal knowledge of a female forcibly and against her will.*

General Rule - Forcible rape of a female, excluding carnal abuse (statutory rape) or other sex offenses.

2b. Attempted Forcible Rape - *All assaults and attempts to rape.*

### 3. ROBBERY

*The felonious and forcible taking of the property of another, against his will, by violence or by putting him in fear. Includes all attempts.*

3a. Gun - All robberies and attempted robberies involving the use of any type firearm (revolvers, automatic pistols, shotguns, zip guns, rifles, pellet guns, etc.)

3b. Knife or Cutting Instrument - All robberies and attempted robberies involving the use of cutting or stabbing objects (knife, razor, hatchet, axe, scissors, glass, dagger, ice pick, etc.)

3c. Other Dangerous Weapon - All robberies or attempted robberies when any other object or thing is used as a weapon. (This includes clubs, bricks, jack handles, explosives, acid, etc.)

3d. Strong Arm-Hands, Fists, Feet, etc. - All robberies which include mugging and similar offenses where no weapon is used, but strong-arm tactics are employed to deprive the victim of his property. This is limited to hands, arms, fists, feet, etc. As in armed robbery, all attempts are included.

## 4. ASSAULT

*An assault is an attempt or offer, with unlawful force or violence, to do physical injury to another.*

General Rule - All assaults will be classified in the following categories excluding assaults with intent to rob or rape.

- 4a. Gun - All assaults and attempted assaults involving the use of any type of firearm (revolvers, automatic pistols, shotguns, zip guns, etc.)
- 4b. Knife or Cutting Instrument - All assaults and attempted assaults, involving the use of cutting or stabbing objects (knife, razor, hatchet, axe, scissors, glass, dagger, ice pick, etc.)
- 4c. Other Dangerous Weapon - All assaults or attempted assaults when any other object or thing is used as a weapon (clubs, bricks, jack handles, explosives, acid, poison, burning, and cases of attempted drowning, etc.)
- 4d. Hands, Fists, Feet, Etc. - Aggravated Assaults which are of an aggravated nature when hands, fists, feet, etc., are used. To be classified as aggravated assault, the attack must result in serious injury.

## 5. BURGLARY

*Breaking and Entering - Unlawful entry or attempted forcible entry of any structure to commit a felony or larceny.*

Note: For Uniform Crime Reporting purposes the terms "Burglary" and "Breaking and Entering" are considered synonymous. All such offenses and attempts are scored as burglary. Breaking and Entering of a motor vehicle is classified as a larceny for Uniform Crime Reporting purposes.

General Rule - Any unlawful entry or attempted forcible entry of any dwelling house, attached structure, public building, shop, office, factory, storehouse, apartment, house trailer (considered to be a permanent structure), warehouse, mill, barn, camp, other building, ship or railroad car.

- 5a. Forcible Entry - All offenses where force of any kind is used to enter unlawfully a locked structure, with intent to steal or commit a felony. This includes entry by use of a master key, celluloid, or other device that leaves no outward mark but is used to open a lock. Concealment inside a building, followed by the breaking out of the structure is also included.
- 5b. Unlawful Entry - No Force - Any unlawful entry without any evidence of forcible entry.
- 5c. Attempted Forcible Entry - When determined that forcible entry has been attempted.

## 6. LARCENY-THEFT (except auto theft)

*The unlawful taking of the property of another with intent to deprive him of ownership.*

General Rule - All larcenies and thefts resulting from pocket-picking, purse-snatching, shoplifting, larceny from auto, larceny of auto parts and accessories, theft of bicycles, larceny from buildings, and from coin-operated machines. Any theft that is not a robbery or the result of breaking and entering is included. Embezzlement, larceny by bailee, fraud or bad check cases is excluded.

## 7. MOTOR VEHICLE THEFT

*The larceny or attempted larceny of a motor vehicle.*

General Rule - This classification includes the theft or attempted theft of a motor vehicle which, for Uniform Crime Reporting designation, is described as a self-propelled vehicle that runs on the surface of the land and not on rails. Excludes reported offenses where there is a lawful access to the vehicle, such as a family situation or unauthorized use by others with lawful access to the vehicle (chauffeur, employees, etc.) Includes "Joy Riding." Excluded from this category are airplanes, boats, farm equipment and heavy construction vehicles, which are scored in the larceny category.

## 8. ARSON

*The willful or malicious burning to defraud, a dwelling house, church, college, jail, meeting house, public building, or any building, ship or vessel, motor vehicle or aircraft, contents of buildings, personal property of another, goods or chattels, crops, trees, fences, gates, lumber, woods, bogs, marshes, meadows, etc., are scored as arson.*

Include all arrests for violations of state laws and municipal ordinances relating to arson and attempted arson.

## PART II OFFENSES

The Part II offenses encompass all other crime classifications outside of those defined as Part I offenses. In November 1932, the national UCR Program adopted a Standard Classification of Offenses for the compilation of criminal statistics. This classification was devised and adopted in order that law enforcement, judicial and penal statistics might be uniformly compiled in terms of a single classification of offenses. The definitions of the Part II offenses that follow include some of the offense titles described in NRS and in county or municipal code. These titles have been included as descriptive data to aid in determining the offenses that are included or excluded from each classification.

## 9. OTHER ASSAULTS

*Assaults and attempted assaults where no weapon was used or which did not result in serious or aggravated injury to the victim are included as other assaults.*

Examples of local jurisdiction offense titles which would be included in "other assaults" are:

- A. Simple assault
- B. Minor assault
- C. Assault and battery
- D. Injury by culpable negligence
- E. Resisting or obstructing an officer
- F. Intimidation
- G. Coercion
- H. Hazing
- I. Attempts to commit the above

## 10. FORGERY AND COUNTERFEITING

*In the majority of states, forgery and counterfeiting are treated as allied offenses. Placed in this class are all offenses dealing with the making, altering, uttering or possessing, with intent to defraud, anything false in the semblance of that which is true. Including:*

- A. Altering or forging public or other records
- B. Making, altering, forging or counterfeiting bills, notes, drafts, tickets, checks, credit cards, etc.
- C. Forging wills, deeds, bonds, seals, trademarks, etc.
- D. Counterfeiting coins, plates, bank notes, checks, etc.
- E. Possessing or uttering forged or counterfeited instruments
- F. Erasures
- G. Signing the name of another or fictitious person with intent to defraud
- H. Using forged labels
- I. Possession, manufacture, etc., of counterfeiting apparatus
- J. Selling goods with altered, forged, or counterfeited trademarks
- K. All attempts to commit above

## **11. FRAUD**

*Fraudulent conversion and obtaining money or property by false pretense. Include:*

- A. Bad checks, except forgeries or counterfeiting
- B. Confidence games
- C. Leaving full-service gas station without paying attendant
- D. Unauthorized withdrawal of money from an automatic teller machine
- E. Attempts to commit the above

## **12. EMBEZZLEMENT**

*Misappropriation or misapplication of money or property entrusted to one's care, custody or control. Attempts are included.*

## **13. STOLEN PROPERTY; BUYING, RECEIVING, POSSESSING**

*Included in this class are all offenses of buying, receiving, and possessing stolen property, as well as all attempts to commit any of these offenses.*

## **14. VANDALISM**

*Vandalism consists of the willful or malicious destruction, injury, disfigurement or defacement of any public or private property, real or personal, without consent of the owner or person having custody or control by cutting, tearing, breaking, marking, painting, covering with filth, or any other such means as may be specified by local law. This offense covers a wide range of malicious behavior directed at property, such as: cutting auto tires, drawing obscene pictures on public restrooms walls, smashing windows, destroying school records, tipping over gravestones, defacing library books, etc. Attempts are included.*

## **15. WEAPONS; CARRYING, POSSESSING, CONCEALING**

*This class deals with weapons offenses, regulatory in nature such as:*

- A. Manufacture, sale, or possession of deadly weapons
- B. Carrying deadly weapons, concealed or openly
- C. Using, manufacturing, etc., silencers
- D. Furnishing deadly weapons to minors
- E. Aliens possessing deadly weapons
- F. All attempts to commit any of the above

## **16. PROSTITUTION & COMMERCIALIZED VICE**

*Included in this class are sex offenses of a commercialized nature such as:*

- A. Prostitution
- B. Keeping a bawdyhouse, disorderly house or house of ill repute
- C. Pandering, procuring, transporting or detaining women for immoral purposes
- D. All attempts to commit the above

## **17. SEX OFFENSES (except forcible rape, prostitution, commercialized vice)**

*Includes offenses against chastity, common decency, morals, and the like, such as:*

- A. Adultery and fornication
- B. Buggery
- C. Incest
- D. Indecent exposure
- E. Indecent liberties
- F. Seduction

- G. Sodomy or crime against nature
- H. Statutory rape - (no force)
- I. All attempts to commit any of the above

## **18. DRUG ABUSE VIOLATIONS**

*Drug abuse violation arrests are requested on the basis of the narcotics used. Included are all arrests for violations of state and local ordinances, specifically those relating to the unlawful possession, sale, use, growing, manufacturing and making of narcotic drugs.*

### **SALE / MANUFACTURING**

- A. Opium or cocaine and their derivatives (morphine, heroin, codeine)
- B. Marijuana
- C. Synthetic narcotics - manufactured narcotics which can cause true drug addiction (Demerol, Methadones)
- D. Dangerous non-narcotic drugs (barbiturates, Benzedrine)

### **POSSESSION**

- E. Opium or cocaine and their derivatives (morphine, heroin, codeine)
- F. Marijuana
- G. Synthetic narcotics - manufactured narcotics which can cause true drug addiction (Demerol, Methadones)
- H. Dangerous non-narcotic drugs (barbiturates, Benzedrine)

Includes all attempts to sell, manufacture, or possess any of the above

## **19. GAMBLING**

*All charges which relate to promoting, permitting or engaging in gambling. To provide a more refined collection of gambling arrests, the following break- downs are furnished:*

- A. Bookmaking (horse and sport books)
- B. Numbers and lottery
- C. All other

## **20. OFFENSES AGAINST FAMILY & CHILDREN**

*Included are all charges of non-support and neglect of family and children, such as:*

- A. Desertion, abandonment, or non-support of spouse or child
- B. Neglect or abuses of spouse or child (if injury is serious, score as aggravated assault)
- C. Non-payment of alimony
- D. All attempts to commit any of the above

Note: Not counted are victims of these charges who are merely taken into custody for their own protection.

## **21. DRIVING UNDER THE INFLUENCE**

*This class is limited to the driving or operating of any vehicle while drunk or under the influence of liquor or narcotic drugs. It includes:*

- A. Operating a motor vehicle while under the influence
- B. Operating an engine, train, streetcar, boat, etc., while under the influence

## **22. LIQUOR LAWS**

*With the exception of "Drunkenness" (offense 23) and "Driving under the Influence" (offense 21), liquor law violations, state or local, are placed in this class, excluding federal violations. It includes:*

- A. Manufacturing, sale, transportation, furnishing, possessing, etc., intoxicating liquor
- B. Maintaining unlawful drinking places
- C. Bootlegging
- D. Operating a still
- E. Furnishing liquor to a minor or intemperate person
- F. Using a vehicle for illegal transportation of liquor
- G. Drinking on train or public conveyance
- H. All attempts to commit any of the above

## **23. DRUNKENNESS**

*Included in this class are all offenses of drunkenness or intoxication, with the exception of "Driving under the Influence" (offense 21).*

- A. Drunkenness
- B. Drunk and disorderly
- C. Common or habitual drunkard
- D. Intoxication

## **24. DISORDERLY CONDUCT**

*In this class are placed all charges of committing a breach of the peace. Include:*

- A. Affray
- B. Unlawful assembly
- C. Disturbing the peace
- D. Disturbing meetings
- E. Disorderly conduct in state institutions, at court, at fairs, on trains or public conveyances, etc.
- F. Blasphemy, profanity, and obscene language
- G. Desecrating the flag
- H. Refusing to assist an officer
- I. All attempts to commit the above

## **25. VAGRANCY**

*Persons prosecuted on the charge of being, "a suspicious person, etc.," are included in this class. Include:*

- A. Vagrancy
- B. Begging
- C. Loitering, (persons 18 and over)
- D. Vagabondage

## **26. ALL OTHER OFFENSES**

*Included in this class are all other state or local offenses (except traffic violations) not included in offenses 1 through 25.*

- A. Admitting minors to improper places
- B. Abduction and compelling to marry
- C. Bigamy and polygamy
- D. Blackmail and extortion
- E. Bribery
- F. Combination in restraint of trade; trusts, monopolies

- G. Contempt of court
- H. Criminal anarchism
- I. Criminal syndicalism
- J. Discrimination, unfair competition
- K. Kidnapping
- L. Marriage within prohibited degrees
- M. Offenses contributing to juvenile delinquency (except as provided for in offenses 1 to 25), such as employment of children in immoral vocations or practices, admitting minors to improper places
- N. Perjury and subornation of perjury
- O. Possession, repair, manufacture, etc. of burglar's tools
- P. Possession of drug paraphernalia
- Q. Possession or sale of obscene literature, pictures, etc.
- R. Public nuisances
- S. Riot and rout
- T. Trespass
- U. Unlawfully bringing weapons into prisons or hospitals
- V. Unlawfully bringing drugs or liquor into state prisons, hospitals, etc.; furnishing to convicts
- W. Unlawful disinterment of the dead and violation of sepulture
- X. Unlawful use, possession, etc. of explosives
- Y. Violations of state regulatory laws and municipal ordinances
- Z. Violation of quarantine
- AA. All offenses not otherwise classified and all attempts to commit any of the above

## **27. SUSPICION**

*While "suspicion" is not an offense, it is the grounds for many arrests in those jurisdictions where the law permits. After examination by law enforcement officers, the prisoner is either formally charged or released. Those formally charged are entered in one of the Part I or Part II offense classes. This class is limited to "suspicion" arrests where persons arrested are released by police.*

## **28. CURFEW AND LOITERING LAWS (persons under 18)**

*Contains all arrests made for violations of local curfew or loitering ordinances where such laws exist.*

## **29. RUNAWAY (persons under 18)**

*For purposes of the UCR program, reported in this category are apprehensions for protective custody as defined by local statute. Arrests of runaways from one jurisdiction by another agency are counted by the home jurisdiction. Protective custody actions with respect to runaways taken for other jurisdictions are not included.*



# CALCULATION OF RATES

---

*The Uniform Crime Reporting Program provides data for police executives to measure local problems. To facilitate this function, local data must be converted into terms of rates and percentages. Simple formulas are displayed here which may assist in these computations.*

## CRIME RATES

One of the most meaningful crime statistics is the crime rate. This is the number of Part I offenses per 1,000 inhabitants. This rate can be calculated for any city, town or county.

To compute crime rates, divide the community population by 1,000 and divide the number of offenses in each class by that number. The answer is the number of offenses per 1,000 population and is the crime rate for that particular offense.

### Example:

- a. Population - 75,000
- b. Number of burglaries - 215
- Divide: 75,000 by 1,000 = 75.0
- Divide: 215 by 75.0 = 2.87
- The crime rate for burglary is 2.87 per 1,000 inhabitants.

## CLEARANCE RATES

The percentage of crimes cleared is obtained by dividing the number of offenses cleared by the number of offenses known. This answer is then multiplied by 100.

### Example:

- a. Number of clearances in robbery - 38
- b. Number of total robberies - 72
- Divide: 38 by 72 = 0.528
- Multiply: 0.528 by 100 = 52.8
- The clearance rate for robbery is 52.8%.

## CRIME TREND DATA

Local agencies can compute crime trends for a given offense for their individual agency for a particular period of time.

### Example:

- a. Auto thefts in your jurisdiction for July through December last year numbered 21.
- b. Auto thefts in your jurisdiction for July through December this year numbered 29.
- Subtract:  $29 - 21 = 8$ , notice that 8 is an increase over the past year.
- Divide: 8 by 21 = 0.38, always divide the difference by the total in the earlier time period.
- Multiply:  $0.38 \times 100 = 38.0$

Your trend in auto theft is a 38.0% increase for the last six months of this year compared to the last six months of last year.

## POLICE EMPLOYEE DATA

Police employee rates are expressed as the number of employees per 1,000 population. To compute this rate, divide the population by 1,000 and divide the number of enforcement employees by this number.

### Example:

- a. Your jurisdiction's population - 75,000
- b. Your agency's number of employees - 102
- Divide: 75,000 by 1,000 = 75
- Divide: 102 by 75 = 1.36
- Your employee rate is 1.36 employees per 1,000 population.



# Family Abduction

## BRIANNA WARNES

### Age Progressed




**DOB:** Apr-22-1993  
**Missing:** Mar-11-1996  
**Age Now:** 8 years  
**Sex:** F **Height:** 2'8" - 81 cm  
**Weight:** 64 lbs - 29 kg  
**Hair:** Red  
**Eyes:** Blue  
**Missing From:** HENDERSON,  
NV USA

### TRACI HAWKINS



**Abductor**  
**DOB:** Dec-09-1969  
**Sex:** F  
**Hair:** Blonde  
**Eyes:** Blue  
**Height:** 5'7" - 170 cm  
**Weight:** 150 lbs - 68 kg

### ALEJANDRO MUNOZ



**Companion/Abductor**  
**DOB:** Feb-05-1975  
**Race:** White/Hispanic  
**Sex:** Male  
**Hair:** Blonde  
**Eyes:** Brown  
**Height:** 6' 2"  
**Weight:** 200 lbs

Brianna is shown progressed to age 8. She was abducted by her non-custodial mother, Traci Renee Hawkins. A felony warrant was issued for the abductor on December 12, 1996. The abductor has scars on her abdomen, chest and right arm and may use the last name Warnes or Peterson and she may dye her hair.

ANYONE HAVING INFORMATION SHOULD CONTACT  
THEIR LOCAL LAW ENFORCEMENT AGENCY  
OR THE FOLLOWING:

Henderson Police Department 1-702-565-8933  
Nevada Missing Children Clearinghouse 1-702-486-3539 or  
1-800-992-0900 (Nevada only)  
National Center for Missing & Exploited Children  
1-800-843-5678 (1-800-THE-LOST)



# DOMESTIC VIOLENCE IN NEVADA

2000

**Crime Clock – One Domestic Violence incident every 25 minutes, 28 seconds**

*Domestic Violence – NRS 217.400: “(a) The attempt to cause or the causing of bodily injury to a family or household member or the placing of the member in fear of imminent physical harm by threat of force. (b) Any of the following acts committed by a person against a family or household member, a person with whom he had or is having a dating relationship or with whom he has a child in common, or upon his minor child or that person:*

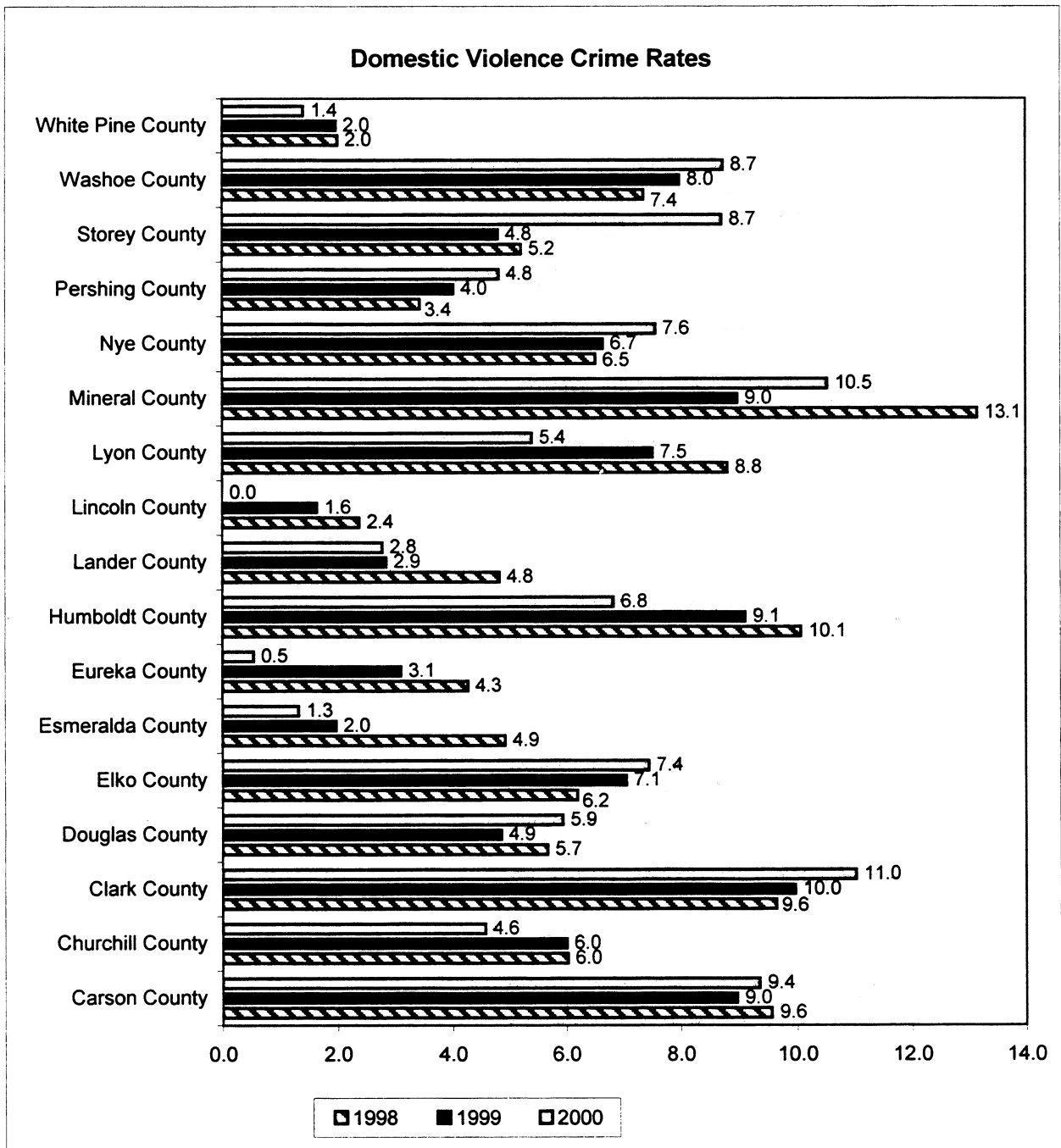
- (1) A battery.*
- (2) An assault.*
- (3) Compelling the other by force or threat of force to perform an act from which he has the right to refrain or to refrain from an act, which he has the right to perform.*
- (4) A sexual assault*
- (5) A knowing, purposeful or reckless course of conduct intended to harass the other. Such conduct may include, without limitation:*
  - (I) Stalking.*
  - (II) Arson*
  - (III) Trespassing.*
  - (IV) Larceny.*
  - (V) Destruction of private property.*
  - (VI) Carrying a concealed weapon without a permit.*
- (6) False imprisonment.*
- (7) Unlawful entry of the other’s residence, or forcible entry against the other’s will if there is a reasonably foreseeable risk of harm to the other from the entry.”*

*NRS 171.1227: “Peace officer to submit written report concerning suspected acts of domestic violence; copy of report to be forwarded to central repository.”*

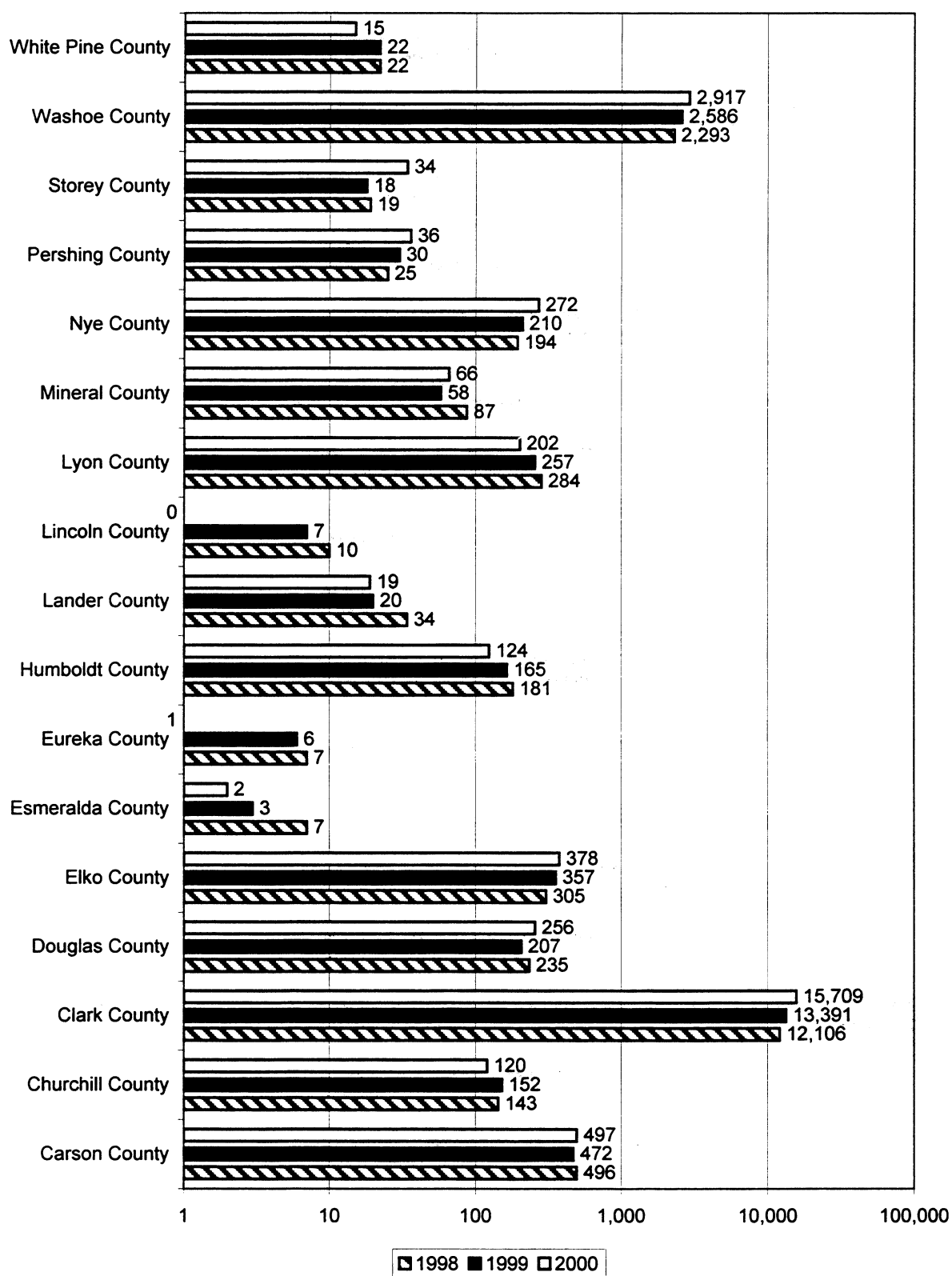
In accordance with NRS 171.1227 the state’s Uniform Crime Reporting (UCR) Program assumed responsibility for the collection of domestic violence statistics on a statewide basis. To facilitate the collection of data in a uniform manner, the UCR Technical Subcommittee designed and presented the “State of Nevada Domestic Violence Statistical Form” to the state’s UCR Advisory Committee for recommendation to the Director of the Department of Motor Vehicles and Public Safety for adoption and implementation statewide. On January 1, 1998 this statistical instrument was available for use statewide by 35 Nevada law enforcement agencies. The majority of those agencies have successfully implemented the use of the form in support of the program’s data collection efforts. Appendix A provides a copy of the “State of Nevada Domestic Violence Statistical Form”.

## POPULATION AND CRIME RATES FOR DOMESTIC VIOLENCE

Crime Rate – The Nevada Domestic Violence Crime Rate is based on the occurrence of all reported incidents per 1,000 residents of the state. The state population utilized was 2,066,831, the latest available estimates for 2000 from the Nevada State Demographer's Office as of 07/01/00. A total of 20,648 domestic violence incidents were reported in 2000. As such, the crime rate for domestic violence in Nevada is 10.0 per 1,000. The County Domestic Violence Crime Rate is also based on the occurrence of all reported incidents in a county per 1,000 residents of that county. To compute the crime rate, divide the state/county population by 1,000 and divide the number of offenses by that number. Appendix B provides each county total and population.



## Domestic Violence Incidents by County



## VICTIMS AND OFFENDERS

The following tables display the number of victims and offenders by gender, age and race. The number of victims and offenders may not be exactly relational to the total number of incidents due to: 1) multiple victims or offenders in one incident or, 2) an incident where the aggressor was undetermined, in which case, there are 2 victims and/or 2 offenders for one incident.

### VICTIMS

There were a total of 22,167 victims reported in 2000 and 19,404 in 1999. This reflects a 14.2% increase for 2000.

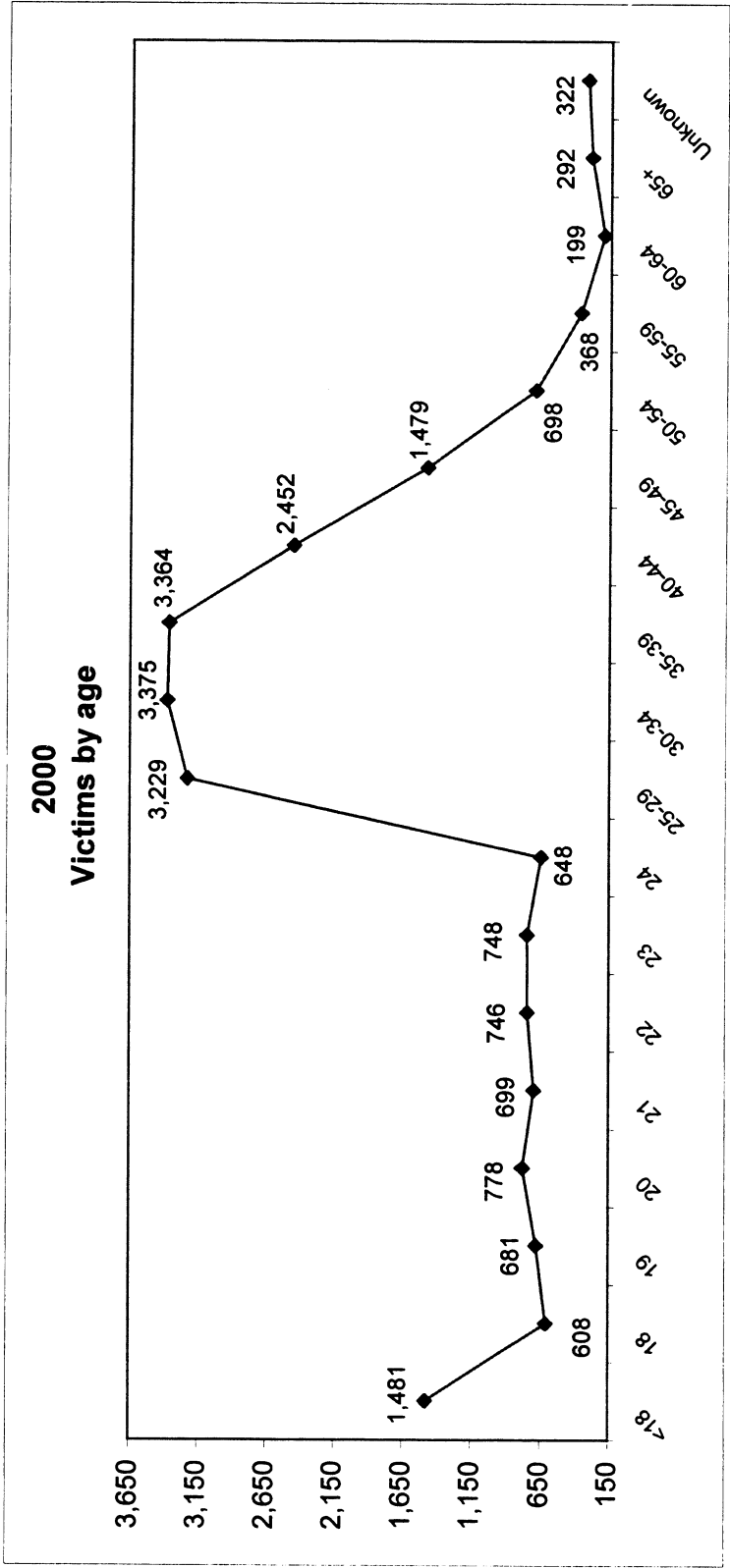
**1999**

<b>VICTIMS</b>	<b>White</b>		<b>Black</b>		<b>Native American</b>		<b>Asian</b>		<b>Unknown Race</b>	
<b>Age</b>	<b>Male</b>	<b>Female</b>	<b>Male</b>	<b>Female</b>	<b>Male</b>	<b>Female</b>	<b>Male</b>	<b>Female</b>	<b>Male</b>	<b>Female</b>
<18	363	619	65	188	2	9	3	12	5	8
18	89	253	23	112	1	3	5	11	0	2
19	83	327	27	123	7	4	0	7	1	6
20	93	365	25	127	1	1	2	12	1	5
21	90	341	22	103	3	3	6	21	1	5
22	92	346	23	121	1	7	1	13	0	4
23	100	370	23	100	3	10	3	13	0	3
24	91	352	18	96	2	9	6	14	1	1
25-29	501	1,782	109	451	6	27	8	80	5	18
30-34	554	1,807	114	418	6	16	14	82	4	16
35-39	647	1,821	112	360	6	20	9	44	7	8
40-44	486	1,173	87	212	4	17	11	48	4	6
45-49	317	631	56	125	4	9	10	18	1	10
50-54	189	322	26	52	3	2	7	11	2	4
55-59	106	180	21	14	0	1	3	4	0	2
60-64	51	74	13	17	1	1	0	0	0	2
65+	89	117	15	22	0	2	0	1	2	0
Unknown	76	176	18	25	3	7	0	1	15	38
<b>Total</b>	<b>4,017</b>	<b>11,056</b>	<b>797</b>	<b>2,666</b>	<b>53</b>	<b>148</b>	<b>88</b>	<b>392</b>	<b>49</b>	<b>138</b>

Females were victims in 79% of reported cases. Males, conversely, were victims in 28% of reported cases.

**2000**

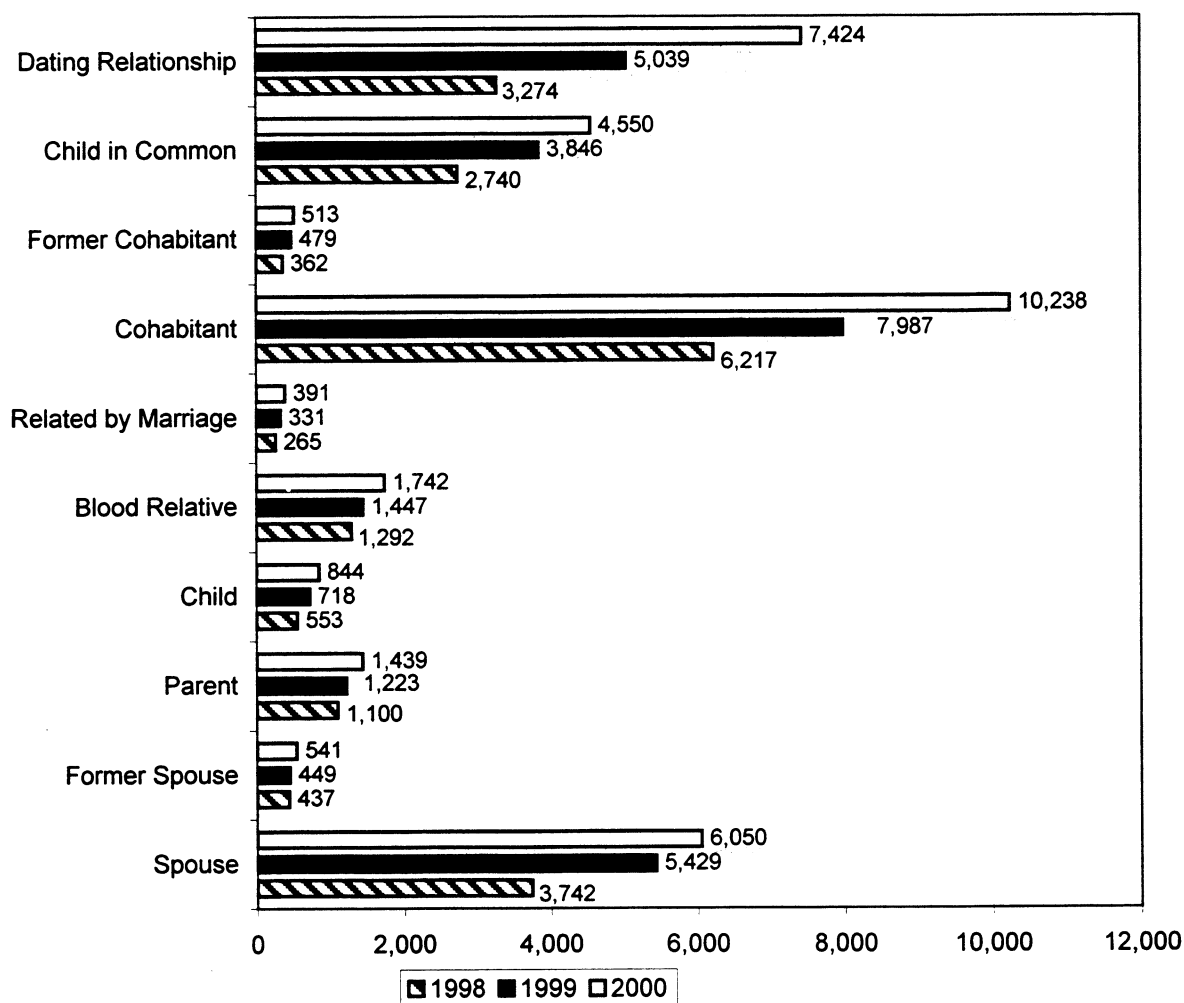
<b>VICTIMS</b>	<b>White</b>		<b>Black</b>		<b>Native American</b>		<b>Asian</b>		<b>Unknown Race</b>	
<b>Age</b>	<b>Male</b>	<b>Female</b>	<b>Male</b>	<b>Female</b>	<b>Male</b>	<b>Female</b>	<b>Male</b>	<b>Female</b>	<b>Male</b>	<b>Female</b>
<18	422	713	95	199	7	7	9	17	4	8
18	98	341	24	119	2	3	2	16	2	1
19	91	382	24	158	1	5	4	12	2	2
20	97	475	28	158	1	3	2	12	2	0
21	109	416	26	129	1	4	1	10	1	2
22	123	431	29	129	0	3	4	25	0	2
23	114	456	35	115	0	1	3	18	2	4
24	100	374	28	104	0	11	5	21	1	4
25-29	556	1,895	116	517	7	25	14	84	2	13
30-34	656	2,030	144	403	4	22	15	88	6	7
35-39	734	1,984	141	382	10	31	20	52	1	9
40-44	587	1,403	96	279	3	20	9	48	2	5
45-49	392	810	80	137	5	14	8	29	2	2
50-54	206	366	37	57	1	6	5	18	1	1
55-59	126	181	18	25	2	1	2	12	0	1
60-64	61	109	7	6	0	1	4	11	0	0
65+	102	149	8	20	0	2	4	6	1	0
Unknown	77	182	10	14	3	5	1	4	9	17
<b>Total</b>	<b>4,651</b>	<b>12,697</b>	<b>946</b>	<b>2,951</b>	<b>47</b>	<b>164</b>	<b>112</b>	<b>483</b>	<b>38</b>	<b>78</b>





Cohabitant (30%) and Dating Relationship (22%) were the most common relationships of victims to offenders. *The total number of relationships may not be equal to the total number of victims. While the majority of reports indicated only one relationship, it is also possible to have more than one relationship or participant in an incident.*

### 2000 Victim Relationships to Offenders Compared to 1998 & 1999



## OFFENDERS

A total of 21,756 offenders were reported in 2000 and 19,020 in 1999. This reflects a 14.4% increase for 2000.

### 1999

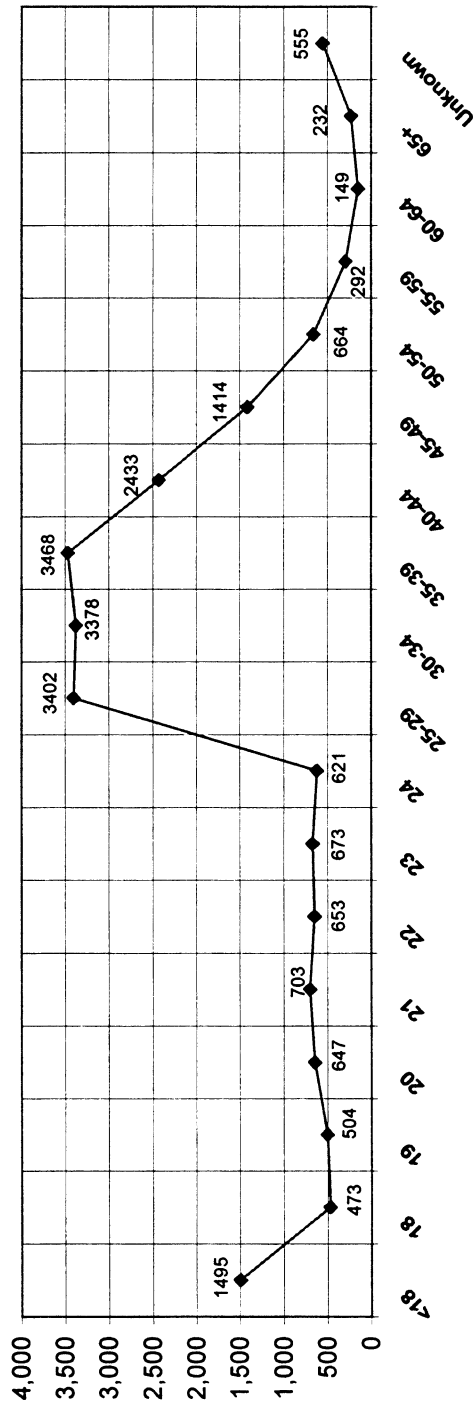
Offenders	White		Black		Native American		Asian		Unknown Race	
Age	Male	Female	Male	Female	Male	Female	Male	Female	Male	Female
<18	569	426	130	108	2	6	14	14	5	5
18	162	92	79	29	3	2	6	3	7	1
19	234	98	109	29	5	3	5	3	3	2
20	269	113	106	29	5	4	6	1	5	2
21	254	94	106	15	6	1	4	4	4	1
22	311	86	120	21	7	3	12	3	3	1
23	288	97	117	18	4	2	8	4	3	0
24	310	92	136	24	5	4	13	4	3	0
25-29	1,654	517	584	110	27	9	45	25	15	7
30-34	1,809	522	597	105	21	5	51	31	28	5
35-39	1,766	531	505	112	29	9	42	15	25	4
40-44	1,306	364	337	79	20	5	34	12	19	3
45-49	644	158	152	25	13	5	21	8	7	2
50-54	352	70	52	22	7	1	7	3	6	1
55-59	179	38	36	4	1	1	4	1	1	0
60-64	74	17	19	2	0	0	1	1	0	0
65+	105	24	18	4	2	0	0	2	0	0
Unknown	333	112	85	21	13	3	7	3	64	23
Total	10,619	3,451	3,288	757	170	63	280	137	198	57

Females were identified as offenders in 26% of reported cases, while males accounted for 80%.

### 2000

Offenders	White		Black		Native American		Asian		Unknown Race	
Age	Male	Female	Male	Female	Male	Female	Male	Female	Male	Female
<18	685	483	176	103	6	5	21	11	5	0
18	235	116	68	33	2	4	8	4	2	1
19	242	120	99	32	1	0	3	3	4	0
20	318	122	150	41	5	1	5	3	2	0
21	360	110	159	40	7	3	10	8	6	0
22	343	102	147	36	4	3	12	4	2	0
23	339	133	151	23	6	2	6	6	5	2
24	347	105	110	36	4	0	10	4	3	2
25-29	1,880	575	644	142	28	10	61	36	20	6
30-34	1,962	582	565	128	35	10	51	23	17	5
35-39	2,033	649	526	129	30	11	41	24	16	9
40-44	1,480	414	354	87	21	7	41	15	13	1
45-49	826	250	225	52	11	5	22	15	7	1
50-54	426	106	87	21	4	1	12	5	0	2
55-59	192	53	30	3	2	0	5	4	3	0
60-64	88	32	16	4	2	0	3	3	1	0
65+	120	38	20	2	1	1	2	2	46	0
Unknown	329	90	83	23	6	1	6	4	2	11
Total	12,205	4,080	3,610	935	175	64	319	174	154	40

**2000  
Offenders by Age**

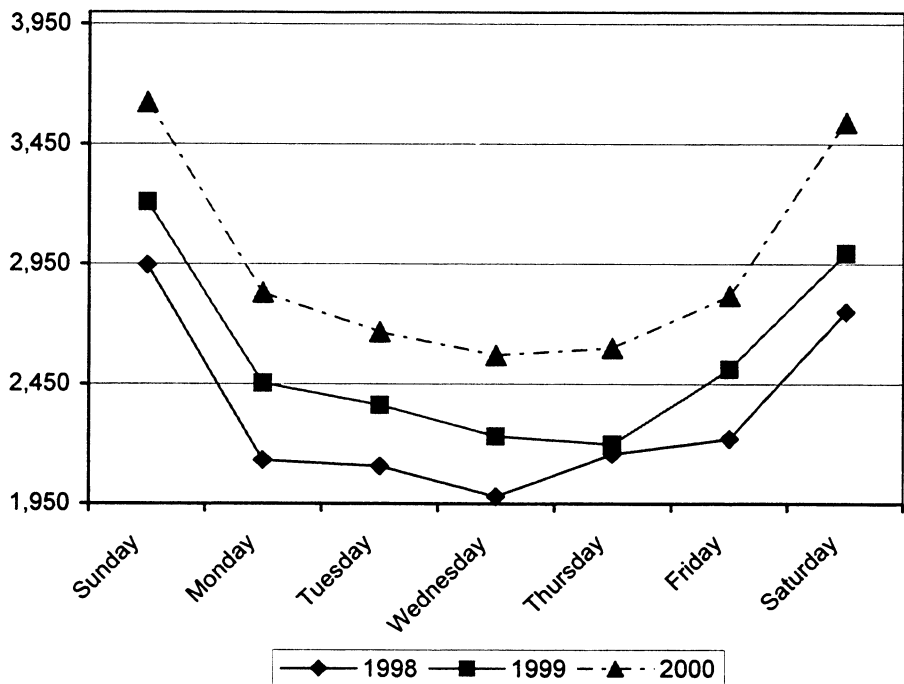


### Day Of The Week

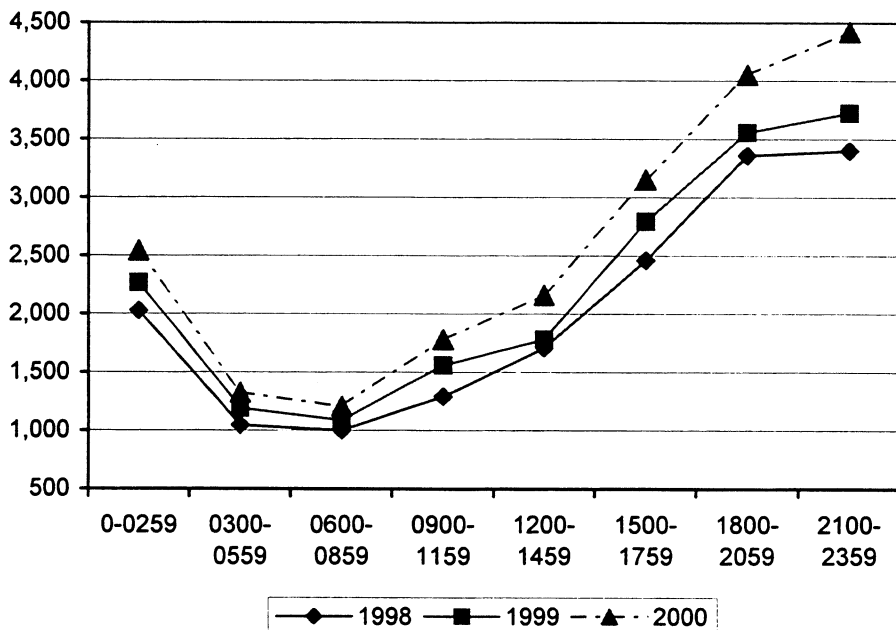
Day	1998	1999	2000
Sunday	2,946	3,208	3,623
Monday	2,132	2,454	2,831
Tuesday	2,106	2,361	2,667
Wednesday	1,980	2,232	2,570
Thursday	2,157	2,198	2,600
Friday	2,221	2,512	2,820
Saturday	2,751	2,996	3,540
<b>Total</b>	<b>16,293</b>	<b>17,961</b>	<b>20,651</b>

Incidents of domestic violence occurred most frequently on Sunday (3,623) and Saturday (3,540). Their cumulative number (7,163) represented 34.7% of the total.

### Day of The Week



### Time of Day

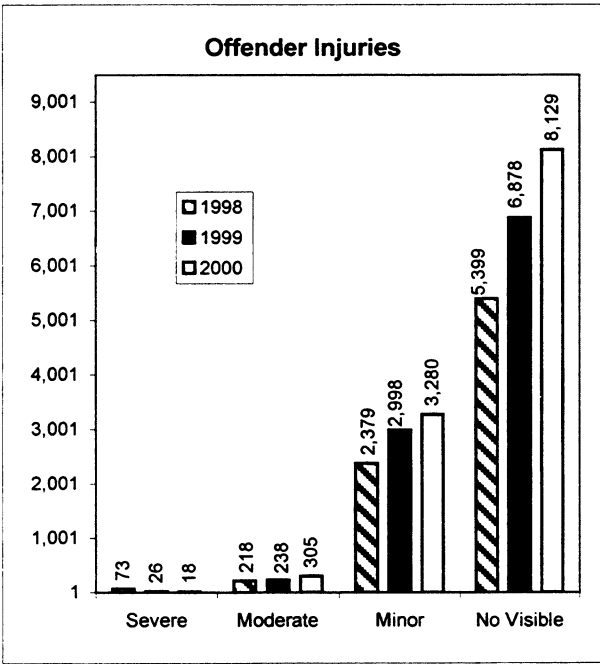
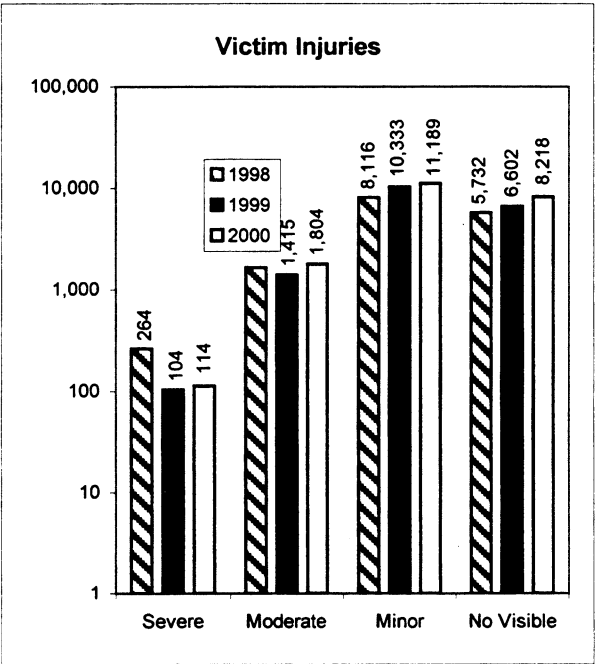


### Time Of Day

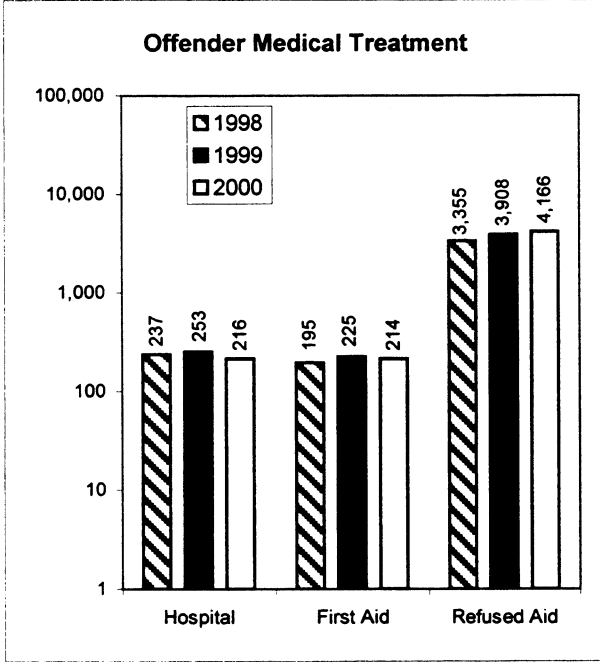
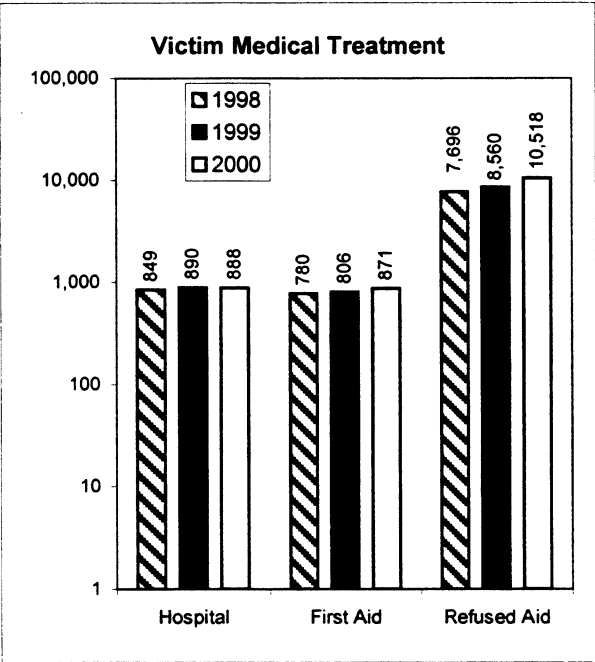
Hour	1998	1999	2000
0-0259	2,029	2,269	2,545
0300-0559	1,047	1,192	1,327
0600-0859	999	1,088	1,206
0900-1159	1,290	1,560	1,781
1200-1459	1,707	1,780	2,163
1500-1759	2,461	2,793	3,152
1800-2059	3,359	3,556	4,052
2100-2359	3,401	3,723	4,422
<b>Total</b>	<b>16,293</b>	<b>17,961</b>	<b>20,648</b>

The hours between 1800 and 2359 continue to experience the most incidents of domestic violence (8,474). This represented 41.04% of the total.

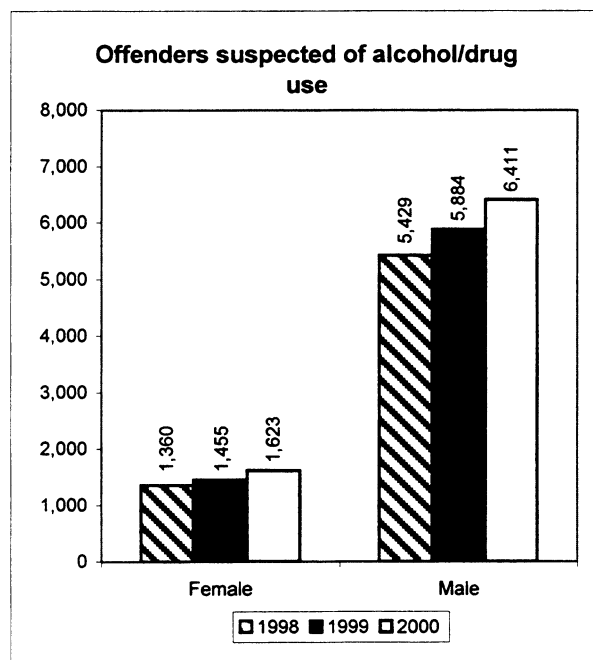
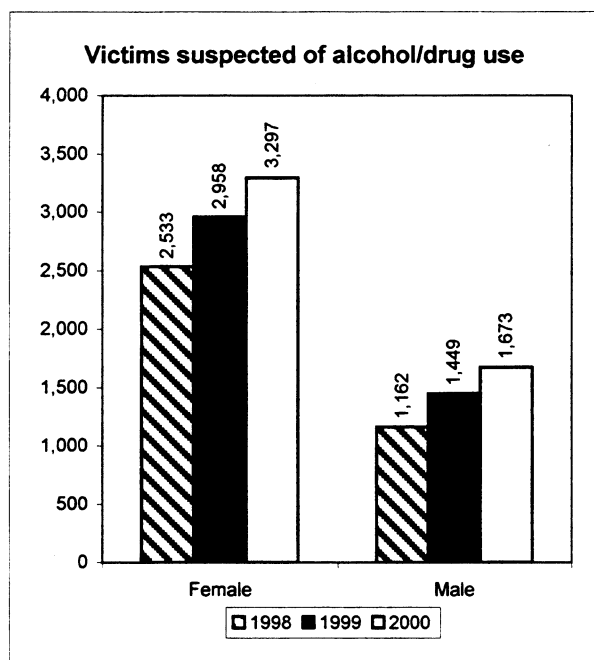
Conversely, the fewest domestic violence incidents occurred between 0300 and 0859 (2,533) representing 12.3% of the total.



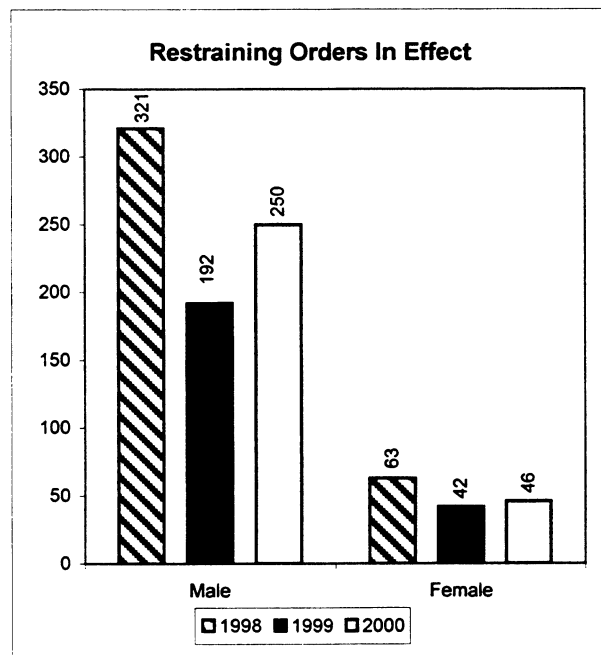
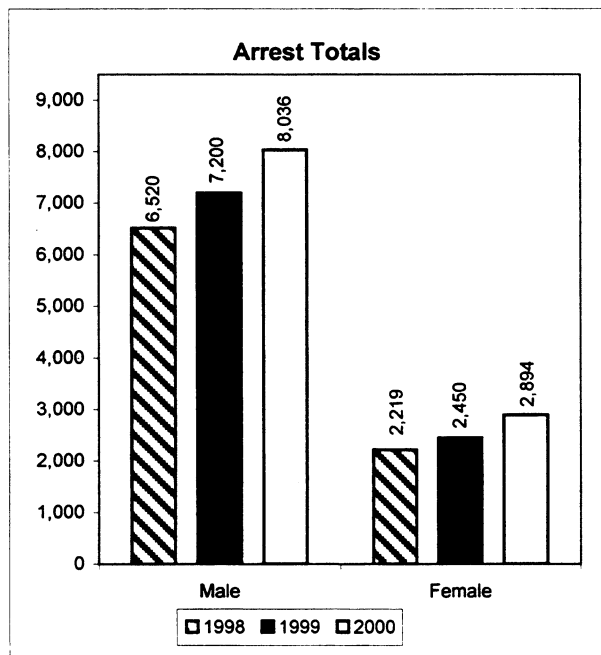
Minor injuries for victims and offenders constituted 44% of injuries. Medical treatment was refused in 62% of reported injuries. *Injuries and medical treatment information may be misrepresented due to the lack of consistency in reporting the "severity of injuries" and "medical treatment received" by contributing law enforcement agencies.*

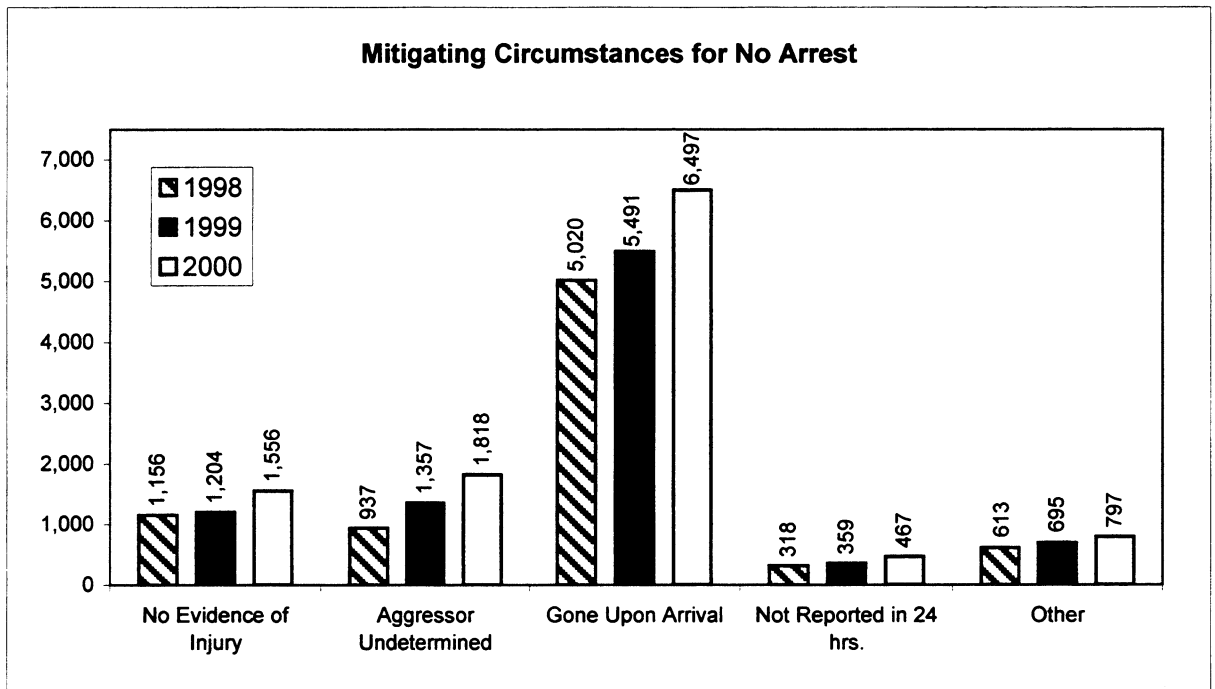


Reports indicate that 22.4% of all victims and 37% of all offenders were under the influence of alcohol or drugs, at the time of the incident.

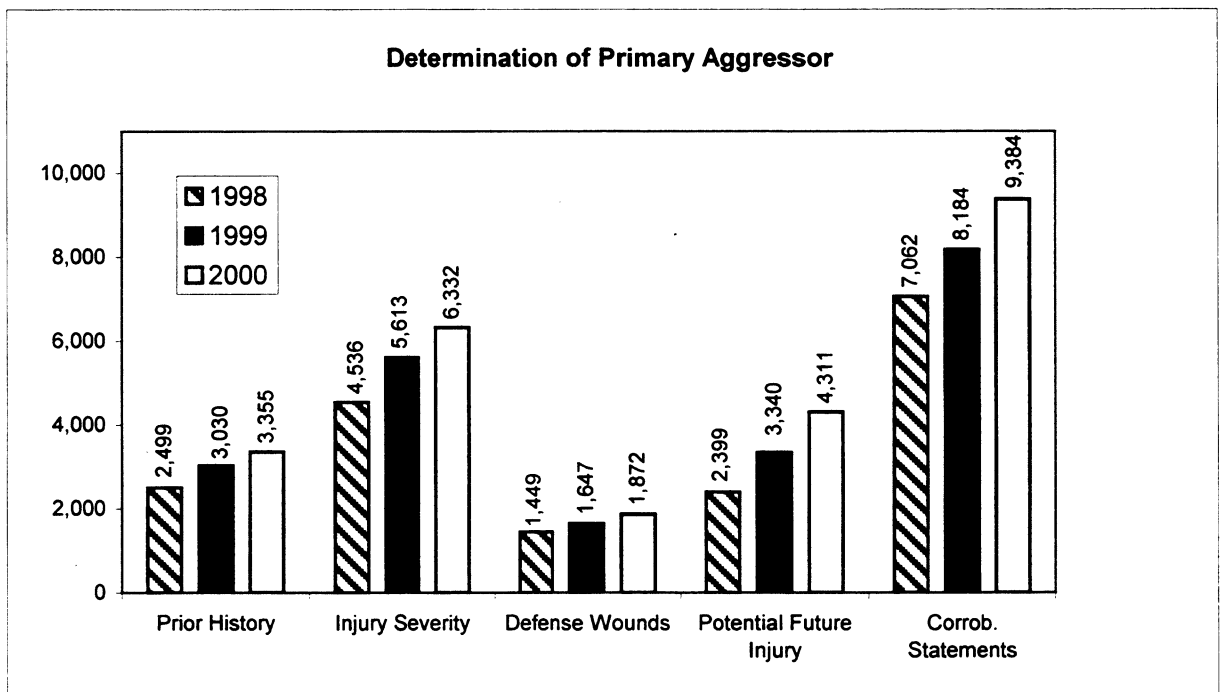


In 2000, 10,930 arrests recorded or a total of 53% of all incidents. There were 296 restraining orders were identified as active at the time of the incidents. *Not all incident reports indicate whether a restraining order was in effect.*



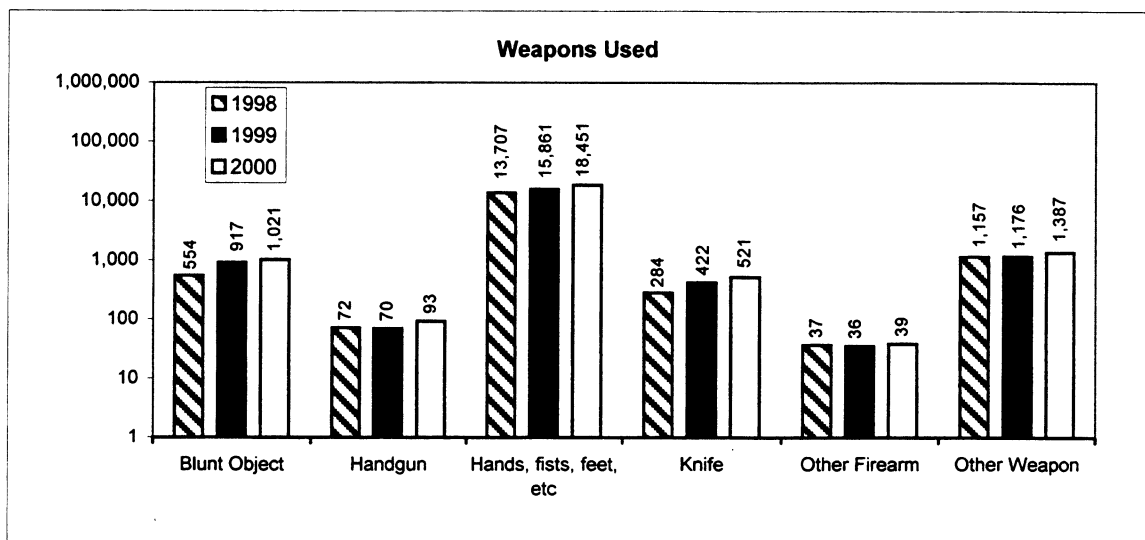


There were 11,135 mitigating circumstances given for not arresting the offender. At 58% "gone upon arrival" at 6,497 was by far the most common reason given. *More than one "mitigating circumstance" is possible for each incident.*



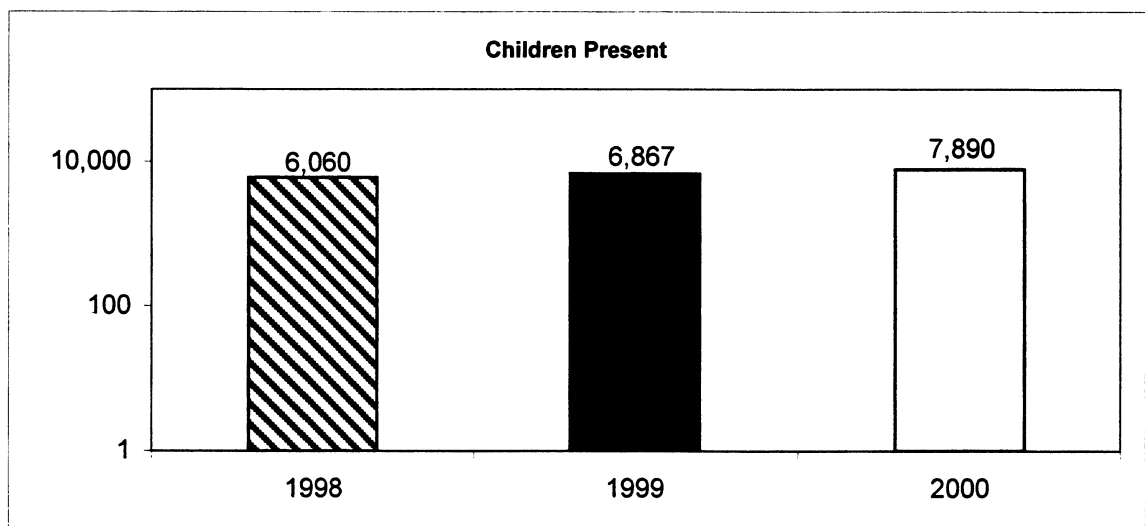
In 37% of identified primary aggressors " corroborating statements" was the determining factor.

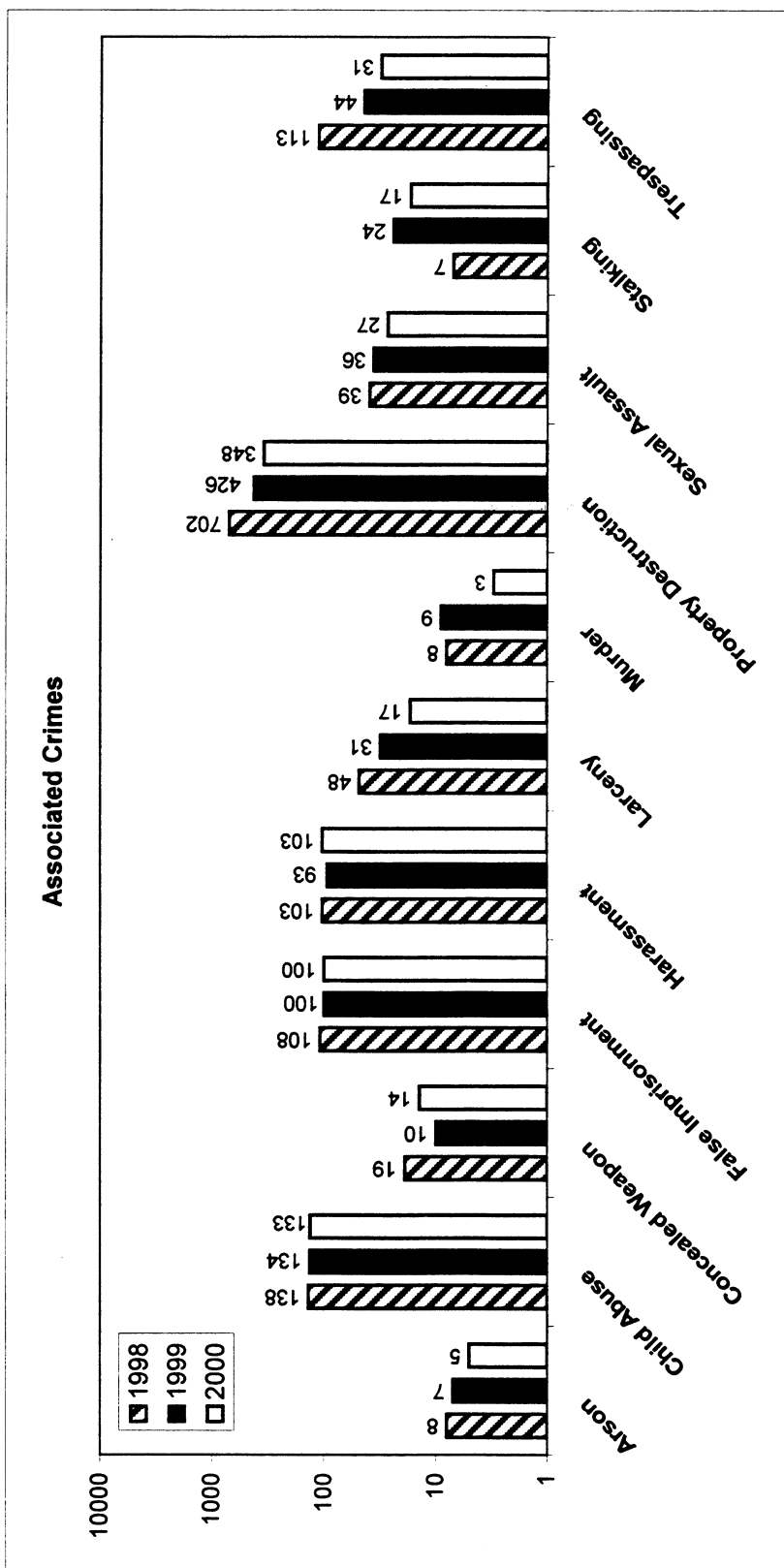




The most often used weapons were hands, fist feet, etc..., 18,451 represented 86% of the total number of weapons used. *This includes incidents where more than one weapon was used. The numbers may be slightly inaccurate due to the lack of consistency in reporting weapons used.*

In 2000, children were present 38% of the time in 7,890 incidents.





An act of domestic violence is often committed in conjunction with other crimes. Property destruction continues to be the most often associated crime and equals 44% of all associated crimes.

# Appendix A

# STATE OF NEVADA DOMESTIC VIOLENCE STATISTICAL FORM

Reporting Agency	Incident/Case#	Date Of Incident	Time of Incident	Total Victims	Total Offenders

## Instructions

Mutual Combatants

☐

## Sex, Age and Race

### Mutual Combatants

If it is determined that both parties were aggressors, place a check in this box and fill out the rest of the form as if there was one victim and one offender.

### Sex and Age

Place a check mark next to the appropriate gender for each victim and offender. Write in the age of each victim and offender. If age is unknown, write in "unk."

### Race

Place a check mark next to the appropriate race for each victim and offender, or next to unknown. If the individual is known to be Hispanic, also place a check mark next to "Hispanic".

	Victim #1	Victim #2
Male	<input type="checkbox"/>	<input type="checkbox"/>
Female	<input type="checkbox"/>	<input type="checkbox"/>
Age	_____	_____
White	<input type="checkbox"/>	<input type="checkbox"/>
Black	<input type="checkbox"/>	<input type="checkbox"/>
Am. Indian	<input type="checkbox"/>	<input type="checkbox"/>
Asian	<input type="checkbox"/>	<input type="checkbox"/>
Unknown	<input type="checkbox"/>	<input type="checkbox"/>
Hispanic	<input type="checkbox"/>	<input type="checkbox"/>

	Offender #1	Offender #2
Male	<input type="checkbox"/>	<input type="checkbox"/>
Female	<input type="checkbox"/>	<input type="checkbox"/>
Age	_____	_____
White	<input type="checkbox"/>	<input type="checkbox"/>
Black	<input type="checkbox"/>	<input type="checkbox"/>
Am. Indian	<input type="checkbox"/>	<input type="checkbox"/>
Asian	<input type="checkbox"/>	<input type="checkbox"/>
Unknown	<input type="checkbox"/>	<input type="checkbox"/>
Hispanic	<input type="checkbox"/>	<input type="checkbox"/>

## Suspicion of Alcohol or Drug Use

### Alcohol or Drug Use

Place a check mark according to information gathered and Observation made. This is merely the subjective opinion Of the officer. If condition unknown, leave blank.

	Victim #1	Victim #2
Alcohol	<input type="checkbox"/>	<input type="checkbox"/>
Drugs	<input type="checkbox"/>	<input type="checkbox"/>
Unknown Substance	<input type="checkbox"/>	<input type="checkbox"/>

	Offender #1	Offender #2
Alcohol	<input type="checkbox"/>	<input type="checkbox"/>
Drugs	<input type="checkbox"/>	<input type="checkbox"/>
Unknown Substance	<input type="checkbox"/>	<input type="checkbox"/>

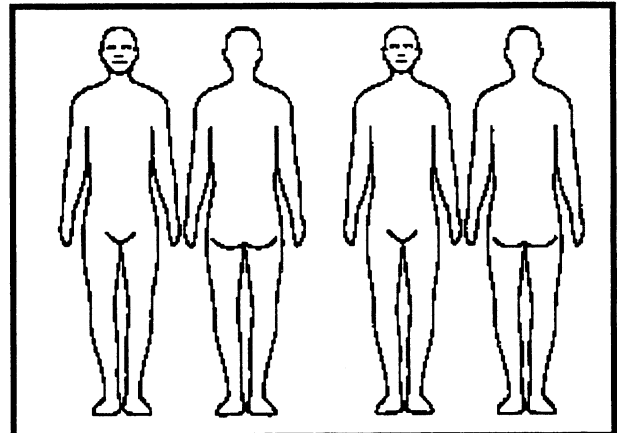
### Injuries

Place a check mark next to the most appropriate category for each victim and offender. "**Severe**" - Substantial bodily harm. "**Moderate**" - injuries which are readily apparent. "**Minor**" - injuries which are not so readily apparent.

## Injuries

	Victim #1	Victim #2
Severe	<input type="checkbox"/>	<input type="checkbox"/>
Moderate	<input type="checkbox"/>	<input type="checkbox"/>
Minor	<input type="checkbox"/>	<input type="checkbox"/>
No Visible	<input type="checkbox"/>	<input type="checkbox"/>

	Offender #1	Offender #2
Severe	<input type="checkbox"/>	<input type="checkbox"/>
Moderate	<input type="checkbox"/>	<input type="checkbox"/>
Minor	<input type="checkbox"/>	<input type="checkbox"/>
No Visible	<input type="checkbox"/>	<input type="checkbox"/>



## Medical Attention

### Medical Attention

Place a check mark next to the most appropriate category.

	Victim #1	Victim #2
Hospital	<input type="checkbox"/>	<input type="checkbox"/>
First Aid	<input type="checkbox"/>	<input type="checkbox"/>
Refused Aid	<input type="checkbox"/>	<input type="checkbox"/>
None needed	<input type="checkbox"/>	<input type="checkbox"/>

	Offender #1	Offender #2
Hospital	<input type="checkbox"/>	<input type="checkbox"/>
First Aid	<input type="checkbox"/>	<input type="checkbox"/>
Refused Aid	<input type="checkbox"/>	<input type="checkbox"/>
None needed	<input type="checkbox"/>	<input type="checkbox"/>

**Arrest**

Indicate whether or not an arrest was for this incident for each offender.

Arrest		
Offender	#1	#2
Yes	<input type="checkbox"/>	<input type="checkbox"/>
No	<input type="checkbox"/>	<input type="checkbox"/>

**Protection Order In Effect**

Indicate if a restraining order is in effect for each offender involved.

Protection Order in Effect		
Offender	#1	#2
Yes	<input type="checkbox"/>	<input type="checkbox"/>
No	<input type="checkbox"/>	<input type="checkbox"/>

**Victim Relationship to Offender**

Place a check mark next to the appropriate relationship(s) for each victim

Victim Relationship to Offender		
Victim	#1	#2
Spouse	<input type="checkbox"/>	<input type="checkbox"/>
Former Spouse	<input type="checkbox"/>	<input type="checkbox"/>
Parent	<input type="checkbox"/>	<input type="checkbox"/>
Child	<input type="checkbox"/>	<input type="checkbox"/>
Blood Relative	<input type="checkbox"/>	<input type="checkbox"/>
Related by Marriage	<input type="checkbox"/>	<input type="checkbox"/>
Cohabitant	<input type="checkbox"/>	<input type="checkbox"/>
Former Cohabitant	<input type="checkbox"/>	<input type="checkbox"/>
Child in Common	<input type="checkbox"/>	<input type="checkbox"/>
Dating Relationship	<input type="checkbox"/>	<input type="checkbox"/>
Former Dating Relationship	<input type="checkbox"/>	<input type="checkbox"/>

**Crimes Associated**

Place a check mark next to the made crimes committed during the incident.

Crimes committed during Domestic Violence incident	
<input type="checkbox"/> Arson	
<input type="checkbox"/> Assault	
<input type="checkbox"/> Battery	
<input type="checkbox"/> Breaking & Entering	
<input type="checkbox"/> Burglary	
<input type="checkbox"/> Coercion	
<input type="checkbox"/> Concealed Weapon	
<input type="checkbox"/> False Imprisonment	
<input type="checkbox"/> Harassment	
<input type="checkbox"/> Kidnapping	
<input type="checkbox"/> Larceny	
<input type="checkbox"/> Murder	
<input type="checkbox"/> P.O. Violation	
<input type="checkbox"/> Property Destruction	
<input type="checkbox"/> Sexual Assault	
<input type="checkbox"/> Stalking	
<input type="checkbox"/> Trespassing	

**No Arrest--****Mitigating Circumstances**

Place a check mark next to the most Appropriate category for each offender.

No Arrest - Mitigating Circumstances		
Offender	#1	#2
No Evidence Of Injury	<input type="checkbox"/>	<input type="checkbox"/>
Aggressor Undetermined	<input type="checkbox"/>	<input type="checkbox"/>
Gone Upon Arrival	<input type="checkbox"/>	<input type="checkbox"/>
Not Reported in 24 hrs.	<input type="checkbox"/>	<input type="checkbox"/>
Other	<input type="checkbox"/>	<input type="checkbox"/>

**Determination of Primary Aggressor or****Mutual Combatants**

Place a check mark next to the most appropriate Factor(s) *when an arrest was made.*

Determination of Primary Aggressor	OR	Determination of Mutual Combatants
<input type="checkbox"/> Prior History		<input type="checkbox"/> Prior History
<input type="checkbox"/> Injury Severity		<input type="checkbox"/> Injury Severity
<input type="checkbox"/> Defense Wounds		<input type="checkbox"/> Defense Wounds
<input type="checkbox"/> Potential Future Injury		<input type="checkbox"/> Potential Future Injury
<input type="checkbox"/> Corroborating Statements		<input type="checkbox"/> Corroborating Statements
<input type="checkbox"/> Other		<input type="checkbox"/> Other
<input type="checkbox"/> Not determined		<input type="checkbox"/> Not determined

**Children Present**

Indicate how many children were present in the specified age groups

Children Present	
Ages:	
0-3	_____
4-6	_____
7-9	_____
10-12	_____
13-15	_____
16-<18	_____

**Type of Weapon(s) Used**

Place a check mark next to each Type of weapon used in the incident.

If "Hands, Fists, Feet, etc..." is selected, indicate the type of act that was committed.

Victim given information Required by NRS 171.1225.	
<input type="checkbox"/>	Yes
<input type="checkbox"/>	No

Type of Weapon(s) Used
<input type="checkbox"/> Hands, Fists, Feet, etc...
<input type="checkbox"/> Blunt Object
<input type="checkbox"/> Knife or Cutting Instrument
<input type="checkbox"/> Handgun
<input type="checkbox"/> Other Firearm
<input type="checkbox"/> Other Weapon

**Act committed/attempted With Hands, Fists, Feet, etc.**

- |  |
|--|
| <input type="checkbox"/> Strangulation |
| <input type="checkbox"/> Slap          |
| <input type="checkbox"/> Punch         |
| <input type="checkbox"/> Kick          |
| <input type="checkbox"/> Bite          |
| <input type="checkbox"/> Push          |
| <input type="checkbox"/> Headbutt      |
| <input type="checkbox"/> Other         |

# Appendix B

# 1999 - 2000 Domestic Violence Data Reported

Contributing Agency	Est. Pop	1999 Offenses Reported	2000 Offenses Reported	1999 Female Victims	2000 Female Victims	1999 Male Victims	2000 Male Victims	1999 Female Offenders Arrested	2000 Female Offenders Arrested	1999 Male Offenders Arrested	2000 Male Offenders Arrested	1999 Children were present	2000 Children were present
<b>Carson County</b>													
Carson SO	53,095	472	497	379	392	157	165	71	81	249	209	227	226
County Total	53,095	472	497	379	392	157	165	71	81	249	209	227	226
<b>Churchill County</b>													
Churchill SO	17,861	80	79	63	67	30	29	22	20	43	47	45	38
Fallon PD	8,386	72	41	60	36	21	10	10	5	29	19	37	21
County Total	26,247	152	120	123	103	51	39	32	25	72	66	82	59
<b>Clark County</b>													
Boulder PD	15,519	100	130	71	109	38	69	25	16	46	32	39	42
Clark Co. Schools PD *	257,170	5	1	7	1	0	0	0	0	2	1	2	1
Henderson PD	198,691	1,494	1,528	1,147	1,163	469	464	252	293	656	628	555	577
LV Metro PD	1,070,972	10,409	12,613	8,409	9,975	2,620	3,346	1,260	1,706	4,027	4,792	3,702	4,536
Mesquite PD	15,605	75	77	60	58	36	36	33	31	57	59	15	15
North Las Vegas PD	124,936	1,302	1,351	1,080	1,125	352	347	158	146	476	462	646	704
UNLV PD *	24,500	6	9	3	6	4	5	1	1	2	3	0	0
County Total	1,425,723	13,391	15,709	10,777	12,437	3,519	4,267	1,729	2,193	5,266	5,977	4,959	5,875
<b>Douglas County</b>													
Douglas SO	43,101	207	256	155	198	84	99	43	50	100	122	79	85
County Total	43,101	207	256	155	198	84	99	43	50	100	122	79	85
<b>Elko County</b>													
Carlin PD	2,395	19	21	13	19	12	3	4	4	6	12	10	11
Elko PD	18,642	142	186	121	150	33	52	9	21	53	57	63	89
Elko SO	24,289	109	100	94	89	49	25	8	10	36	39	61	49
Wells PD	1,563	9	2	7	2	4	6	1	0	6	2	2	1
West Wendover PD	3,867	78	69	61	49	24	26	15	13	32	35	25	31
County Total	50,756	357	378	296	309	122	106	37	48	133	145	161	181
<b>Esmeralda County</b>													
Esmeralda SO	1,513	3	2	3	1	1	1	1	1	3	0	0	2
County Total	1,513	3	2	3	1	1	1	1	1	3	0	0	2
<b>Eureka County</b>													
Eureka SO	1,847	6	1	2	1	5	0	2	1	4	0	2	1
County Total	1,847	6	1	2	1	5	0	2	1	4	0	2	1
<b>Humboldt County</b>													
Humboldt SO	9,265	61	35	50	30	15	9	11	4	29	19	25	19
Winnemucca PD	8,884	104	89	81	73	32	23	12	11	31	30	34	40
County Total	18,149	165	124	131	103	47	32	23	15	60	49	59	59
<b>Lander County</b>													
Lander SO	6,822	20	19	17	16	8	10	6	2	10	11	10	9
County Total	6,822	20	19	17	16	8	10	6	2	10	11	10	9
<b>Lincoln County</b>													
Lincoln SO	4,420	7	0	5	0	2	0	0	0	3	0	2	0
County Total	4,420	7	0	5	0	2	0	0	0	3	0	2	0



# 1999 - 2000 Domestic Violence Data Reported

Contributing Agency	Est. Pop	1999 Offenses Reported	2000 Offenses Reported	1999 Female Victims	2000 Female Victims	1999 Male Victims	2000 Male Victims	1999 Female Offenders Arrested	2000 Female Offenders Arrested	1999 Male Offenders Arrested	2000 Male Offenders Arrested	1999 Children were present	2000 Children were present
Lyon County													
Lyon SO	34,183	243	197	190	162	100	78	28	26	29	81	128	91
Yerington PD	3,210	14	5	12	3	4	3	0	1	1	0	7	4
County Total	37,393	257	202	202	165	104	81	28	27	30	81	136	95
Mineral County													
Mineral SO	6,270	58	66	47	46	22	37	11	12	19	19	25	29
County Total	6,270	58	66	47	46	22	37	11	12	19	19	25	29
Nye County													
Nye SO	35,924	210	272	172	218	91	107	45	45	116	131	101	131
County Total	35,924	210	272	172	218	91	107	45	45	116	131	101	131
Pershing County													
Lovelock PD	2,772	19	16	21	15	2	3	5	3	9	11	8	7
Pershing SO	4,686	11	20	10	19	4	7	3	9	9	0	7	13
County Total	7,458	30	36	31	34	6	10	8	12	18	11	15	20
Storey County													
Storey SO	3,897	18	34	16	29	11	9	7	7	11	20	6	14
County Total	3,897	18	34	16	29	11	9	7	7	11	20	6	14
Washoe County													
Pyramid Lake PD	N/A	22	18	24	18	7	4	2	2	5	5	11	6
Reno PD	182,818	1,453	1,644	1,140	1,308	403	429	179	196	599	628	485	509
Sparks PD	66,420	747	904	602	719	233	283	146	123	320	373	317	382
TMCC PD *	12,311	1	0	1	0	0	0	0	0	0	0	0	0
UNR PD *	15,000	8	4	8	3	1	1	0	0	6	3	0	1
Washoe Co Schl PD *	55,673	4	7	4	5	1	3	1	2	3	4	2	3
Washoe SO	84,328	351	340	247	254	124	104	66	48	158	171	180	197
County Total	333,566	2,586	2,917	2,026	2,307	769	824	394	371	1,091	1,184	995	1,098
White Pine County													
White Pine SO	10,650	22	15	18	10	7	5	5	4	15	11	8	6
County Total	10,650	22	15	18	10	7	5	5	4	15	11	8	6
State Total	2,066,831	17,961	20,648	14,398	16,369	5,006	5,792	2,442	2,894	7,200	8,036	6,867	7,890

\* Student enrollment figures.