

# Uniform Crime Reporting 2017 Report





STATE OF NEVADA  
DEPARTMENT OF PUBLIC SAFETY

**Brian Sandoval, Governor**

**James M. Wright, Director**  
Department of Public Safety

**Julie Butler, Division Administrator**  
Records, Communications and Compliance Division

**Laurel Brock, Uniform Crime Reporting Statistician**  
Records, Communications and Compliance Division

**Tammy Vieira, Uniform Crime Reporting Program Specialist**  
Records, Communications and Compliance Division







Director James M. Wright

DPS VISION: To be the premiere public safety agency and provide advanced law enforcement services to the citizens of Nevada. To support and empower Department of Public Safety employees by encouraging diversity in the workforce, results oriented service, productivity and meaningful career growth.

The Department of Public Safety is committed to achieving the highest standards of excellence through the use of comprehensive training programs, progressive technology, federal, state and local government partnerships with interagency cooperation to ensure the safety of all citizens and visitors in Nevada.

DPS MISSION STATEMENT: In partnership with the people of Nevada, the Department of Public Safety provides services in support of protecting our citizens and visitors by promoting safer communities through prevention, preparedness, response, recovery, education and enforcement.



# Table of Contents

Forward from Division Administrator Julie Butler .....	5
Appreciation for Support to Nevada Law Enforcement Agencies .....	6
Nevada Counties .....	7
Nevada State Legislature Authority .....	8
Introduction to Uniform Crime Reporting.....	11
Classification of Offenses .....	18
Explanation of the Calculation of Rates .....	30
Statement of Policy for Release of UCR Statistical Information .....	31
Profile: State of Nevada .....	32
2017 Nevada Crime Clock .....	34
2017 <i>Crime In Nevada</i> Highlights.....	36
Index Crimes and Clearance Rates .....	39
Murder Data.....	68
Rape Data .....	78
Robbery Data .....	86
Aggravated Assault Data.....	96
Burglary Data.....	104
Larceny Data .....	113
Motor Vehicle Theft Data.....	121
Arson Data.....	129
Simple Assault Data .....	137
Stolen and Recovered Property Values .....	143
Law Enforcement Personnel Data.....	156
Justifiable Homicide Data.....	163
Protection Order Data .....	169
Domestic Violence Data .....	178
Statewide Domestic Violence Demographics: by Agency and County .....	183
Crimes Committed Against Older Persons Data.....	245
Aging & Disability Services Data .....	253
Arrest Data .....	261
Statewide Arrestees: Demographics: by Agency and County .....	265
Statewide Arrestees: Race and Ethnicity: by Agency and County.....	362
References .....	422

**Brian Sandoval**  
Governor



**James M. Wright**  
Director

**Records, Communications and  
Compliance Division**  
333 West Nye Lane, Suite 100  
Carson City, Nevada 89706  
Telephone (775) 684-6262 – Fax (775) 687-3289

**Julie Butler**  
Division Administrator

## FORWARD

With great pride the Nevada Department of Public Safety, Records, Communications and Compliance Division's Uniform Crime Reporting Program presents the twenty-fourth annual report of *Crime In Nevada*.

Without the efforts of Nevada's law enforcement agencies, this publication would not be possible. We would like to extend our sincere thanks and appreciation to each agency for their dedication and commitment in providing accurate and timely crime statistics to the state Uniform Crime Reporting Program.

If we can be of assistance, please contact the Uniform Crime Reporting Program at 775-684-6262 or email [ucr@dps.state.nv.us](mailto:ucr@dps.state.nv.us).

This publication is available online at:  
<http://rccd.nv.gov/About/UCR/Crime-In-Nevada/>

Respectfully,

Julie Butler  
Division Administrator



# Appreciation for Support

2017 Reporting Agencies

The success of the Nevada Uniform Crime Reporting Program hinges on the complete, accurate and timely participation of all of Nevada's law enforcement agencies. The program was established with the support of criminal justice and law enforcement agencies statewide in July of 1991 (NRS 179A.078).

Although responsibility for actual development and execution of the program was vested in the Nevada Department of Public Safety, the individuals at the municipal, county and state levels who submit the raw data are the entities ultimately critical to its viability and success. Accordingly, we recognize the following dedicated people.

**Carrie Embree**  
Nevada Aging & Disability Services

**William Avery & Ruby Perkins**  
Boulder City Police Department

**Karen Carr**  
Carlin Police Department

**Tee Jay Fletcher & Beckie Neep**  
Carson City Sheriff's Office

**LaRonda Atchison**  
Churchill County Sheriff's Office

**Wendy Burgess**  
Clark County School District PD

**Carolyn Wright**  
College of Southern Nevada PD

**Karis Drake & Peggy Edmondson**  
Douglas County Sheriff's Office

**Theresa Pacini**  
Elko County Sheriff's Office

**Shelby Womack**  
Elko Police Department

**Tamara Davis**  
Esmeralda County Sheriff's Office

**Louise Wright & Clara Bundy**  
Eureka County Sheriff's Office

**Lindsey Hildebrand**  
Fallon Police Department

**Hillary Velado**  
Henderson Police Department

**Cami Durick**  
Humboldt County Sheriff's Office

**Shelly Neiman**  
Secretary of State Office

**Rochelle Baccus**  
Lander County Sheriff's Office

**Anthony Burton**  
Las Vegas Fire & Rescue

**Rosiland Baccus**  
Las Vegas Metropolitan PD

**Derek Foremaster**  
Lincoln County Sheriff's Office

**Terri Wilcox**  
Lovelock Police Department

**Shelly Bristol**  
Lyon County Sheriff's Office

**Teresa Leal Flores, Wendy Medina  
& Kimberly Otero**  
Mesquite Police Department

**Meredith Kenner**  
Mineral County Sheriff's Office

**Nicole Blanks**  
Nevada Investigation Division

**Patsy Milton**  
Nevada Fire Marshal

**Angelina Brosnahan & Sandy Nelson**  
NHP – Southern Region

**Debbie Wenzel & Nicole Stapledon**  
NHP – Northern Region

**Julie Santti**  
NHP – Central Region

**Jeff Lomprey**  
North Las Vegas Arson Investigations

**Denise Scarff**  
North Las Vegas Police Department

**Lauren Farmer**  
Nye County Sheriff's Office

**Rocio Olivas & Leslie Steward**  
Pershing County Sheriff's Office

**Greg Clish & Ray Guzman**  
Reno-Tahoe Airport Authority Police  
Dept

**Jan Arnold**  
Reno Police Department

**Linda Cross**  
Reno Municipal Court

**Janice Borden, Sheila Lichius-III  
& Teresa Wiley**  
Sparks Police Department

**Brandy Gavenda**  
Storey County Sheriff's Office

**James Morrow**  
UNLV Police Department

**Tara Acquafondata**  
UNR Police Department

**Julie Kemp**  
Washoe County School District PD

**Shirley Cosmos & Jennifer Leiker**  
Washoe County Sheriff's Office

**Toni Corona**  
West Wendover Police Department

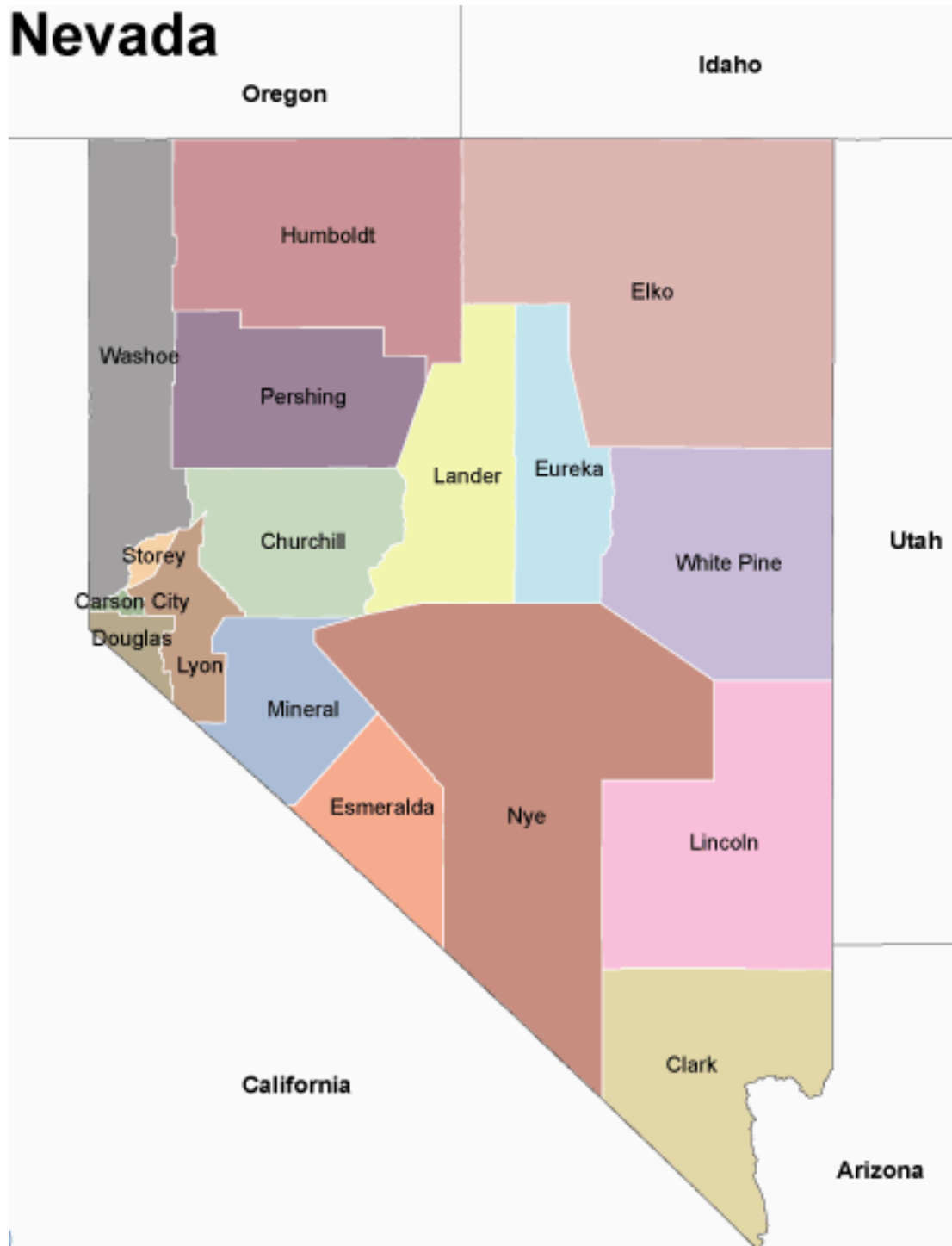
**Jaime Swetich & Rick Ashby**  
White Pine County Sheriff's Office

**Denise Arguello**  
Winnemucca Police Department

**Helen Sturtevant**  
Yerington Police Department



# Nevada Counties







# Nevada State Legislature Authority

The Sixty-Sixth Session of the 1991 Nevada Legislature created the Uniform Crime Reporting Program within the Central Repository.

NRS 179A.078<sup>1</sup>: Uniform Program for Reporting Crimes: Establishment; purpose.

The Director of the Department shall establish within the Central Repository a Uniform Program for Reporting Crimes that is designed to collect statistical data relating to crime or delinquency of children and to facilitate the collection and analysis of statistical data relating to crime at a central location. *(Added to NRS by 1991, 824; A 1993, 362; 1997, 454; 2005, 903)*

NRS 179A.075: Creation; duties of agencies of criminal justice and certain other agencies; duties and powers of General Services Division of Department and Central Repository.

Mandates the reporting of criminal justice statistics to the Central Repository, the submission of that data to the Federal Bureau of Investigation and publication of these statistics on the internet.

## Subsection 2:

Each agency of criminal justice and any other agency dealing with crime or delinquency of children shall:

- a. Collect and maintain records, reports and compilations of statistical data required by the Department;
- b. Submit the information collected to the Central Repository in the manner approved by the Director of the Department.

## Subsection 7:

The Central Repository shall:

- a. Collect and maintain records, reports and compilations of statistical data submitted by any agency pursuant to subsection 2.
- b. Tabulate and analyze all records, reports and compilations of statistical data received pursuant to this section.
- c. Disseminate to federal agencies engaged in the collection of statistical data relating to crime information which is contained in the Central Repository.
- g. On or before July 1 of each year, prepare and post on the Central Repository's Internet website an annual report containing the statistical data relating to crime received during the preceding calendar year. Additional reports may be posted to the Central Repository's Internet website throughout the year regarding specific areas of crime if they are approved by the Director of the Department.
- h. On or before July 1 of each year, prepare and post on the Central Repository's Internet website a report containing statistical data about domestic violence in this State.
- i. Identify and review the collection and processing of statistical data relating to criminal justice and the delinquency of children by any agency identified in subsection 2 and make recommendations for any necessary changes in the manner of collecting and processing statistical data by any such agency.

## Subsection 8:

The Central Repository may:

- a. In the manner prescribed by the Director of the Department, disseminate compilations of statistical data and publish statistical reports relating to crime or the delinquency of children.
- b. Charge a reasonable fee for any publication or special report it distributes relating to data collected pursuant to this section. The Central Repository may not collect such a fee from an agency of criminal justice, any other agency dealing with crime or the delinquency of children which is required to submit information pursuant to subsection 2 or the State Disaster Identification Team of the Division of Emergency Management of the Department. All money collected pursuant to this paragraph must be used to pay for the cost of operating the Central Repository.
- c. In the manner prescribed by the Director of the Department, use electronic means to receive and disseminate information contained in the Central Repository that it is authorized to disseminate pursuant to the provisions of this chapter.



THIS PAGE WAS LEFT INTENTIONALLY BLANK



# 2017 Crime in Nevada



# Introduction to UCR

The Uniform Crime Reporting (UCR) program is a nationwide cooperative effort of over 18,000 city, county, and state law enforcement agencies reporting data on crime. The monthly contributions to Nevada's current program, with over 40 local law enforcement agencies reporting, represent a solid beginning to establishing an effective statewide Criminal Justice Information System (CJIS). We invite non-participating law enforcement agencies in Nevada to join their peers in this effort to provide comprehensive crime statistics in Nevada.

Inquiries concerning Uniform Crime Reporting may be directed to:

**Department of Public Safety  
Records, Communications and Compliance Division  
Uniform Crime Reporting  
333 West Nye Lane Suite 100  
Carson City, NV 89706  
(775) 684-6262  
[ucr@dps.state.nv.us](mailto:ucr@dps.state.nv.us)**

Ideally, UCR data will eventually merge with that of the other major components of the criminal justice system (i.e., prosecutors, courts, and corrections) to form an integrated system for the exchange of vital management information. The availability of such data will enhance law enforcement's proactive response to crime and justice in Nevada. The Department of Public Safety administers the UCR Program as a statewide, standardized method of collecting statistics on crime as it is reported to law enforcement. The UCR program produces a reliable set of crime statistics for use in law enforcement administration, operation, and management. Additionally, Nevada's statistics are forwarded monthly to the FBI for inclusion in its annual report ***Crime in the United States***.

We hope UCR data will be used over the years as a leading social indicator. With this annual report, Nevada's citizens can look to the UCR program as the primary information source for understanding the nature and extent of crime occurring in the state. Criminologists, sociologists, legislators, state and local planners, the media, and academicians can benefit from these statistics in various ways. *The National Academies Press* reports that the uses of crime data include operation and resource allocation decisions by law enforcement, local and state government agencies, and the public and private sectors.<sup>2</sup>

Things to consider when reporting crimes:

- Crime Factors
- Potential Uses of UCR Data
- Reporting Procedure
- Hierarchy Rule
- Verification Procedure





# Crime Factors to Consider

Statistics gathered under the UCR Program are submitted by the participating law enforcement agencies of Nevada and represent a spectrum of crime on statewide, county, and municipal levels. Awareness of the presence of unique variables is necessary if fair and equitable conclusions are to be drawn. These crime-influencing factors are present, to some degree, in every community and their presence affects, in varying degrees, how crime develops. Comparison of crime figures between communities should not be made without first considering individual factors present in each area. Crime, as an outgrowth of society, remains a social problem of grave concern and the police are limited in their role as to its detection and suppression.

Following are some conditions that will, by type and frequency, affect crime that occurs from place to place.

- Size and density of community population and the degree of urbanization in the surrounding area
- Compositions of population with particular reference to youth concentration
- Economic status of population, median income and job availability
- Relative stability of population, including commuters, seasonal, and other transient types
- Modes of transportation and area highway systems
- Climate, including seasonal weather conditions
- Cultural conditions such as educational, recreational, and religious characteristics
- Standards governing appointments to the police force
- Policies of prosecuting officials, the courts, correctional and parole/probation officials
- Effective strength of law enforcement agencies
- Attitude of the public toward reporting crime and participation in the prosecution of offenders
- The administrative and investigative efficiency of local law enforcement agencies, including the degree of adherence to crime reporting standards
- Organization and cooperation of adjoining and overlapping police jurisdictions

The primary goal of the UCR program is to identify crime and related problems. Statistics in this publication should not be used to measure or to evaluate workloads and results of individual contributing departments. While most police agencies are collectively viewed as crime-fighting units, considerable independent research shows only a small portion of the workload of many departments is spent fighting crime. Because of other assigned duties, the peculiar cycle of crime and clearances, and different community factors that normally affect crime statistics, no conclusions regarding individual departments should be made without consulting directly with the agency being analyzed.

Crime rates in this publication are based on the resident population of the state per the United States Census current population estimates<sup>3</sup> and its subdivisions as established and published by the Nevada State Demographer<sup>4</sup>. Population estimates are revised annually. Seasonal population figures are too inaccurate and fluctuate too rapidly to be used in the determination of crime rates. Most Nevada communities experience rather wide seasonal population fluctuations due to the nature of the state's major industries, gaming and tourism. Accordingly, actual crime rates reported here, calculated per thousand population, may appear higher than might be expected for a community of comparable size without substantial fluctuations. This should not deter police administrators from using the data for planning and administrative purposes. Local seasonal population data is available which can be utilized for further statistical refinements.

Additionally, readers are cautioned not to make direct comparisons between crime rates reported for Nevada communities and those of communities of similar size in other states without first carefully analyzing and applying local modifying factors.



# Potential Uses of UCR Data

The Nevada program is unique among similar state programs as it is dedicated to doing more than just gathering statistics. The program is dedicated to providing statistical support services to its contributors and to producing a variety of reports, or crime profiles, on an as-needed basis. These crime profiles will set the stage for extensive use of the data by police administrators and other criminal justice agencies.

Persons reading this report may ask, "How good are Uniform Crime Reports and how can they be used?" Initial responses that come to mind may be limited, but as the information is examined more closely, many and varied uses are discovered. Foremost is keeping the public informed as to the volume and nature of crime, which they may judge and act accordingly. In actuality, UCR is a multi-faceted vehicle of many uses. Here are a few, but by no means all such uses, as they relate to different groups and agencies.

## Law Enforcement Contributors

Administrative information relating to:

- Budget - need and justification
- Staffing - number needed relating to state average number of employees vs. population and crime rate
- Department composition - Patrol, Administration, Jail, Laboratory, Detective Division, Juvenile
- Identification of specific problem crimes
- Disbursement of personnel and shifts in accordance with the crime picture of individual communities with avoidance of duplication of services in cases of concurrent jurisdiction
- Training - according to crime problem prioritization
- Equipment procurement - by justified need
- Selective enforcement - by crime volume, particular times, and seasons through UCR information
- Crime Profiles - identification of problems unique to individual communities
- Long-range Planning - as anticipated by crime trends

## Governor and Legislature

- Broad, accurate picture of crime in Nevada by location, frequency, type, and rate, as reported and derived from records of all participating enforcement agencies
- Guide to validate funding needs of special interest groups and their requests for funding of the same
- Need for more or fewer specialized programs
- Identification of crime trends and their relationship(s) to training, courts, corrections, and other criminal justice agencies
- Identification of various social problems relating to drugs, alcohol and rehabilitation
- Effectiveness of various social programs related to drugs, alcohol and rehabilitation

## Courts - Prosecution

- Valuable general research information on crimes within the areas being served
- Crime trend information
- Identification of specific crimes to be considered in the prosecutorial and judicial processes



# Potential Uses of UCR Data cont...

## Media Groups

- A factual source for use in reporting crime and socially-related problems

## Social Agencies

- Identification of problem areas for concentration of remedial activities
- Application for general evaluation of program effectiveness

## Educational Institutions

- Educators at all levels can use UCR data for various studies, budget preparation, and planning.

The above listed are a few possible uses; undoubtedly, many more exist. The larger the UCR database becomes, the clearer its value will become. Since effective problem solving begins with problem identification, UCR will continue to be meaningful for years to come.

Nevada UCR believes the data provided herein can serve as a catalyst for some departments to establish modern record systems for the first time. With other agencies it may spur needed system upgrades. This will enable administrators at the chief and sheriff levels to be able to take a renewed look at their departments, potentially effecting beneficial internal operational changes. Awareness by subordinate personnel that their reports and arrest information are being used, not just filed, will result in better and more comprehensive reporting. Finally, the periodic release of crime information to the general public will keep the crime problem in its proper perspective. According to Joan Petersillia, faculty co-director of the Stanford Criminal Justice Center, "Ultimately, the goal is that we be able to take data from all points along the criminal justice system in order to assess the impact of what we do with the criminal justice system, allowing us to find the programs and practices that create the best possible public outcomes."<sup>5</sup>







# Reporting Procedures

In Nevada's UCR program, contributing law enforcement agencies are wholly responsible for compiling their own crime reports and submitting them to the Uniform Crime Reporting unit of the Records, Communication and Compliance Division in Carson City. The UCR Program, to maintain data quality and uniformity, furnishes to the contributing agencies continuous training and instruction in Uniform Crime Reporting procedures. All contributors are also given data submission guidelines, report forms, and a UCR Guide furnished by the FBI that outlines, in detail, procedures to score and to classify offenses. The guide illustrates and discusses the monthly and annual report forms.

A centralized record system is vital to the sound operation of any law enforcement agency. It is an essential element for crime reporting. Trained UCR personnel at the state level assist contributors in following established reporting procedures.

Law enforcement agencies (state, county and municipal) report the number of offenses that become known to them in the following index crime categories:

VIOLENT CRIME		<i>Categorized by:</i>
Criminal Homicide	Murder and Non-Negligent Manslaughter Manslaughter by Negligence	
Rape	Rape Attempts to commit rape	
Robbery	Firearm Knife or Cutting Instrument Other Dangerous Weapon Strong-Arm (hands, Fists, Feet, etc)	
Aggravated Assault	Firearm Knife or Cutting Instrument Other Dangerous Weapon Strong-Arm (hands, Fists, Feet, etc)	
PROPERTY CRIME		
Burglary	Forcible Entry Unlawful Entry (No Force) Attempted Forcible Entry	
Larceny-Theft	(except Motor Vehicle Theft)	
Motor Vehicle Theft	Autos Trucks and Buses Other Vehicles	
Arson	Structural Mobile Other	



# Reporting Procedures cont...

In addition, the agencies submit the number of arrests recorded by sex, age, race and ethnicity for 21 other "Part II" offenses. Descriptions of these offenses are provided under the offense classification section of this publication.

Another facet of the UCR program involves the collection of hate crimes. In 1990, President Bush signed into law the "Hate Crime Statistics Act of 1990". In October 2009, the Matthew Shepard and James Byrd, Jr. Hate Crimes Prevention Act (HCPA), also known as Matthew Shepard Act, amended the Hate Crime Statistics Act. The data now identifies crimes that manifest evidence of prejudice based on race, religion, disability, sexual orientation, ethnicity, gender, or gender identity.

Whenever complaints of crime are determined through investigation to be unfounded or false, they are subtracted from the actual count. The number of "actual offenses known" in these crime categories is reported to the Nevada UCR Unit whether or not anyone is arrested for the crime; the stolen property is recovered; prosecution is undertaken; or any other restrictive consideration is in effect.

Other data configurations which contributing agencies tally through the UCR system are as follows:

- **Number of crimes cleared by arrest or exceptional means**
  - Clearances involving persons under age 18
    - Number of arrests for all criminal acts (except traffic violations), categorized by arrestee age, sex, ethnicity and race
- **Number of law enforcement officers killed or assaulted**
  - Number of sworn and civilian enforcement personnel employed by agency type
  - Assaults categorized by type of call, time of day, and weapons used
- **Property stolen and recovered**
  - Type and value of property
- **Simple Assault**
  - Non-aggravated offenses that involved hands, fists, and/or feet
- **Human Trafficking**
  - Offenses categorized by commercial or involuntary servitude
- **Justifiable Homicide**
  - Offenses categorized by felon's age range and type of person who performed the killing.
- **Protection Orders**
  - Orders granted by gender, custody of a minor, served, and expired
- **Domestic Violence**
  - Number of offenses committed, victim / offender classification by gender and relationship, time of day, and weapons used
- **Crimes Against Older Persons**
  - Offenses categorized by type of abuse
  - Aging & Disability Services Elderly Abuse Report
    - Abuse categorized by substantiated/ unsubstantiated, victim's gender, race, age, type of residence, and type of abuse



# Hierarchy / Verification

## Hierarchy Rule:

There is a significance to the order in which the Part I offenses are presented. In cases where more than one offense occurs in an incident, only the highest ranking Part I offense is counted. Three offenses, Arson, Human Trafficking–Commercial Sex Acts, and Human Trafficking–Involuntary Servitude, ignore the Hierarchy Rule and are always counted even in cases when multiple offenses occur in an incident. The Hierarchy Rule, which requires counting only the highest offense on the list and ignoring all others, applies only to crime reporting and does not affect the number of charges for which the defendant may be prosecuted in the courts.

## Verification Procedure:

Data uniformity and accuracy is of primary concern under this program. With coverage of over 45 reporting jurisdictions within the State of Nevada, the problems with attaining uniformity are apparent. Issuance of instructions and training of personnel within contributing agencies does not complete the role of the UCR Unit. It is standard operating procedure to examine each incoming report for mathematical accuracy and completeness.

Clearance factors, recovery rates, and other elements are scrutinized and changes are suggested to the contributors where needed. In the instance of minor mathematical corrections, the contributing agency is either contacted by mail, fax, telephone, e-mail or in-person visitations made by qualified UCR Program personnel.

The possibility of report duplication requires constant verification through internal consistency checks. If duplication is suspected, the contributing agency is immediately contacted and the matter is resolved in accordance with guidelines. Continual analysis of reports is ongoing to assist contributors, and to maintain the quality necessary for a factual and successful program. In addition, an FBI Quality Assurance Group periodically visits contributors to cooperatively assist in necessary auditing of records and reporting methods.

Regardless of the extent of the quality control process employed by the Uniform Crime Reporting Unit, the accuracy of the data assembled under this program depends on the sincere effort exerted by each contributor to meet the necessary standards of reporting. We are especially grateful to the UCR support staff in each contributing agency for their diligence and persistence, and for their constant attention to reporting policies and procedures.





# Classification of Offenses

Uniformity in reporting under the Federal Bureau of Investigation's Uniform Crime Reporting Program is based on the proper classification of offenses reported to or known by the police. The adoption of the National System of Uniform Crime Reporting includes the utilization of the offense classifications of that system. Law enforcement in this state has made accurate application of those classifications in the reports submitted to the Nevada Uniform Crime Reporting Program. In view of the need for compatibility with the National System, "offenses" under the program are not distinguished by designation of "misdemeanors", "felonies" or violations of municipal ordinances. The explanations of offense classifications may vary slightly from language used by those familiar with Nevada State Law. However, the major categories of offense classification remain the same between the national and state level.

The following definitions are per the FBI's *Criminal Justice Information Services Division Uniform Crime Reporting Program Summary Reporting System User Manual* (V. 1.0, dated 6/20/2013)<sup>6</sup>.

## PART I OFFENSES

Offense data consists of information that has been extracted from reports of Part I crimes that have come to the attention of Nevada Law Enforcement Agencies. Part I crimes are comprised of the following offenses.

### 1. CRIMINAL HOMICIDE

- a. Murder and Non-Negligent Manslaughter - *The willful (non-negligent) killing of one human being by another.*  
\*\* Includes any death due to a fight, quarrel, argument, assault or commission of a crime.
- b. Manslaughter by Negligence – *The killing of another person through gross negligence.*  
\*\* *Deaths of persons due to their own negligence, accidental deaths not resulting from gross negligence, and traffic fatalities are not included.*

### 2. RAPE

Note: In 2011, the FBI UCR Program revised the definition of rape for reporting purposes. As the offense is now defined, it is possible to report either males or females as rape victims. The former (historical) definition used for rape was: The carnal knowledge of a female forcibly and against her will.

- a. Rape – Completed: *Penetration, no matter how slight, of the vagina or anus with any body part or object, or oral penetration by a sex organ of another person, without the consent of the victim.*
- b. Rape - Attempts to Commit Rape: *Assaults and attempts to rape.*





# Types of Part I Offenses cont...

## 3. ROBBERY

*The taking or attempting to take anything of value from the care, custody, or control of a person or persons by force of threat of force or violence and/or by putting the victim in fear. Includes all attempts.*

- a. Gun – Includes robberies and attempts in which any firearm is used as a weapon or employed as a means of force to threaten the victim or put the victim in fear. Attempts are included.
- b. Knife or Cutting Instrument – Includes robberies and attempts in which a knife, broken bottle, razor, ice pick, or other cutting or stabbing instrument is employed as a weapon or as a means of force to threaten the victim or put the victim in fear. Attempts are included.
- c. Other Dangerous Weapon – Includes robberies in which a club, acid, explosive, brass knuckles, Mace®, pepper spray, stun guns, Tasers®, or other dangerous weapon is employed or its use is threatened. Attempts are included.
- d. Strong Arm-Hands, Fists, Feet, etc. – Includes muggings and similar offenses in which only personal weapons such as hands, arms, feet, fists and teeth are employed or their use is threatened to deprive the victim of possessions. Attempts are included.

## 4. AGGRAVATED ASSAULT

*An unlawful attack by one person upon another for the purpose of inflicting severe or aggravated bodily injury. This type of assault usually is accompanied by the use of a weapon or by means likely to produce death or great bodily harm.*

All assaults will be classified in the following categories excluding assaults with intent to rob or rape.

- a. Firearm – Includes all assaults and attempted assaults involving the use of any type of firearm (revolvers, automatic pistols, shotguns, zip guns, etc.)
- b. Knife or Cutting Instrument – Includes assaults wherein weapons such as knives, razors, hatchets, axes, cleavers, scissors, glass, broken bottles, arrows, and ice picks are used as cutting or stabbing objects or their use is threatened.
- c. Other Dangerous Weapon – Includes assaults resulting from the use or threatened use of any object as a weapon in which serious injury does or could result. The weapons in this category include, but are not limited to, Mace®, pepper spray, clubs, bricks, jack handles, tire irons, bottles, or other blunt instruments used to club or beat victims. Attacks by explosives, acid, lye, poison, scalding, burnings, BB guns, pellet guns, Tasers®, stun guns, etc. are also included in this category.
- d. Hands, Fist, Feet, Etc. (Aggravated Injury) - includes only the attacks using personal weapons such as hands, arms, feet, fists, and teeth, that result in serious or aggravated injury. Reporting agencies are to consider the seriousness of the injury as the primary factor in establishing whether the assault is aggravated or simple. The assault is aggravated if the personal injury is serious, for example, there are broken bones, internal injuries, or stitches required. Conversely, the offense is considered simple assault if the injuries are not serious (abrasions, minor lacerations, or contusions) and require no more than usual first-aid treatment.





# Types of Part I Offenses cont...

## 5. BURGLARY

*Breaking and Entering - Unlawful entry of a structure to commit a felony or theft.*

Note: For Uniform Crime Reporting purposes the terms “Burglary” and “Breaking and Entering” are considered synonymous. All such offenses and attempts are scored as burglary. Breaking and Entering of a motor vehicle is classified as a larceny for Uniform Crime Reporting purposes.

The UCR Program classifies offenses locally known as burglary (any degree), unlawful entry with intent to commit a larceny or felony, breaking and entering with intent to commit a larceny, housebreaking, safecracking, and all attempts at these offenses as burglary.

- a. **Forcible Entry** - All offenses where force of any kind is used to unlawfully enter a structure for the purpose of committing a theft or felony. This definition applies when a thief gains entry by using tools, breaking windows, forcing windows, doors, transoms, or ventilators, cutting screens, walls, or roofs, and where known, using master keys, picks, unauthorized keys, celluloid, a mechanical contrivance of any kind (e.g., a passkey or skeleton key), or other devices that leave no outward mark but are used to force a lock. Agencies also include burglary by concealment inside a building followed by exiting the structure as burglary.
- b. **Unlawful Entry - No Force** – All offenses when access is achieved by use of an unlocked door or window. The element of trespass to the structure is essential in this category, which includes thefts from open garages, open warehouses, open or unlocked dwellings, and open or unlocked common basement areas in apartment houses where entry is achieved by other than the tenant who has lawful access. Any unlawful entry without any evidence of forcible entry.
- c. **Attempted Forcible Entry** - This category includes those situations where a forcible entry burglary is attempted but unlawful entry is not achieved.

## 6. LARCENY-THEFT (except motor vehicle theft)

*The unlawful taking, carrying, leading, or riding away of property from the possession or constructive possession of another.*

Includes all larcenies and thefts resulting from pocket-picking, purse-snatching, shoplifting, larceny from a motor vehicle, larceny of motor vehicle parts and accessories, theft of bicycles, larceny from buildings, and from coin-operated machines.

## 7. MOTOR VEHICLE THEFT

*The theft or attempted theft of a motor vehicle.*

This classification includes the theft or attempted theft of a motor vehicle which, for Uniform Crime Reporting designation, is described as a self-propelled vehicle that runs on the surface of the land and not on rails. Excludes reported offenses where there is a lawful access to the vehicle, such as a family situation or unauthorized use by others with lawful access to the vehicle (chauffeur, employees, etc.). Includes “Joy Riding.” Excluded from this category are airplanes, boats, farm equipment and heavy construction vehicles, which are scored in the larceny category.





# Type of Part I Offenses cont...

## 8. ARSON

*Any willful or malicious burning or attempt to burn, with or without intent to defraud, a dwelling house, public building, motor vehicle or aircraft, personal property of another, etc. Arson reports are broken down into Structural, Mobile and Other.*

- a. Structural - A permanently fixed house trailer or mobile unit used as an office, residence, or storehouse is considered structural property. Can be residential or non-residential.
- b. Mobile – Motor vehicles and other mobile property such as trailers, airplanes, boats, etc.
- c. Other – Property such as crops, timber, fences, signs, and merchandise stored outside structures.

## 9. HUMAN TRAFFICKING

*A form of human slavery which includes forced labor, domestic servitude, and commercial sex trafficking.*

- a. Commercial Sex Acts: Inducing a person by force, fraud, or coercion to participate in commercial sex acts, or in which the person induced to perform such act(s) has not attained 18 years of age.
- b. Involuntary Servitude: The obtaining of a person(s) through recruitment, harboring, transportation, or provision, and subjecting such persons by force, fraud, or coercion into involuntary servitude, peonage, debt bondage, or slavery (not to include commercial sex acts).



# Types of Part II Offenses

The Part II offenses encompass all other crime classifications outside of those defined as Part I offenses.

In November 1932 the national UCR Program adopted a Standard Classification of Offenses for the compilation of criminal statistics. This classification was devised and adopted in order that law enforcement, judicial and penal statistics might be uniformly compiled in terms of a single classification of offenses. The definitions of the Part II offenses that follow include some of the offense titles described in Nevada Revised Statutes and in county or municipal code. These titles have been included as descriptive data to aid in determining the offenses that are included or excluded from each classification.

## 1. OTHER ASSAULTS - SIMPLE, NOT AGGRAVATED

*Includes all assaults which do not involve the use of a firearm, knife, cutting instrument, or other dangerous weapon and in which the victim did not sustain serious or aggravated injuries.*

Examples of local jurisdiction offense titles that would be included in “other assaults” are:

- a. Culpable negligence
- b. Intimidation
- c. Coercion
- d. Stalking
- e. Hazing
- f. Resisting or obstructing an officer
- g. Minor assault
- h. Attempts to commit any of the above

## 2. FORGERY AND COUNTERFEITING

*The altering, copying, or imitating of something, without authority or right, with the intent to deceive or defraud by passing the copy or thing altered or imitated as that which is original or genuine, or the selling, buying, or possession of an altered, copied, or imitated thing with the intent to deceive or defraud.*

*In the majority of states, forgery and counterfeiting are treated as allied offenses.*

Altering or forging public or other records:

- a. Making, altering, forging or counterfeiting bills, notes, drafts, tickets, checks, credit cards, etc.
- b. Forging wills deeds, bonds, seals, trademarks, etc.
- c. Counterfeiting coins, plates, bank notes, checks, etc.
- d. Possessing or uttering forged or counterfeited instruments
- e. Erasures
- f. Signing the name of another or fictitious person with intent to defraud
- g. Using forged labels
- h. Possession, manufacture, etc., of counterfeiting apparatus
- i. Selling goods with altered, forged, or counterfeited trademarks
- j. All attempts to commit above





# Types of Part II Offenses cont...

## 3. FRAUD

*The intentional perversion of the truth for the purpose of inducing another person or other entity in reliance upon it to part with something of value or to surrender a legal right. Fraudulent conversion and obtaining of money or property by false pretenses.*

*Fraud involves either the offender receiving a benefit or the victim incurring a detriment. The benefit or detriment could be either "tangible" or "intangible." Intangibles are anything which cannot be perceived by the sense of touch. They can be benefits, e.g., a right or privilege, a promotion, enhanced reputation, or a detriment, e.g., loss of reputation, injured feelings.*

Includes:

- a. Bad checks, except forgeries and counterfeiting
- b. False pretenses/swindle/confidence games
- c. Leaving a full-service gas station without paying attendant
- d. Credit card/Automatic Teller Machine fraud
- e. Impersonation
- f. Welfare Fraud
- g. Wire Fraud
- h. Attempts to commit any of the above

## 4. EMBEZZLEMENT

*The unlawful misappropriation or misapplication by an offender to his/her own use or purpose of money, property, or some other thing of value entrusted to his/her care, custody, or control. Attempts are included.*

## 5. STOLEN PROPERTY; BUYING, RECEIVING, POSSESSING

*Included in this class are all offenses of buying, receiving, possessing, selling, concealing, or transporting any property with the knowledge that it has been unlawfully taken, as by burglary, embezzlement, fraud, larceny, robbery, etc. Attempts included.*

## 6. VANDALISM

*To willfully or maliciously destroy, injure, disfigure, or deface any public or private property, real or personal, without the consent of the owner or person having custody or control by cutting, tearing, breaking, marking, painting, drawing, covering with filth, or any other such means as may be specified by local law.*

*This offense covers a wide range of malicious behavior directed at property, such as cutting auto tires, drawing obscene pictures on public restroom walls, smashing windows, destroying school records, tipping over gravestones, and defacing library books. Reporting agencies include attempts to commit any of the above.*



# Types of Part II Offenses cont...

## 7. WEAPONS: CARRYING, POSSESSING, CONCEALING

*The violation of laws or ordinances prohibiting the manufacture, sale, purchase, transportation, possession, concealment, or use of firearms, cutting instruments, explosives, incendiary devices, or other deadly weapons.*

This class deals with weapons offenses, regulatory in nature such as:

- a. Manufacture, sale, or possession of deadly weapons
- b. Carrying deadly weapons, concealed or openly
- c. Using, manufacturing, etc., silencers
- d. Furnishing deadly weapons to minors
- e. Aliens possessing deadly weapons
- f. All attempts to commit any of the above

## 8. PROSTITUTION & COMMERCIALIZED VICE

*The unlawful promotion of or participation in sexual activities in exchange for anything of value. To solicit customers or transport persons for prostitution purposes, to own, manage, or operate a dwelling or other establishment for the purpose of providing a place where prostitution is performed, or to otherwise assist or promote prostitution. The William Wilberforce Trafficking Victims Protection Reauthorization Act of 2008 requires the FBI UCR Program to distinguish between incidents of prostitution, assisting or promoting prostitution, and purchasing prostitution.*

In accordance with the law, the Part II crime of Prostitution and Commercialized Vice is now distinguished by three subcategories:

- a. Prostitution
- b. Assisting or Promoting Prostitution
- c. Purchasing Prostitution

Included in these categories are:

- Performing/purchasing prostitution
- Keeping a bawdy house, disorderly house, or house of ill fame
- Pandering, procuring, transporting, or detaining women for immoral purposes, etc.
- Attempts to commit any of the above





# Types of Part II Offenses cont...

## 9. SEX OFFENSES (except rape, prostitution and commercialized vice)

*This classification includes offenses against chastity, common decency, morals, and the like.*

*The ability of the victim to give consent is a professional determination by the law enforcement agency. The age of the victim, of course, plays a critical role in this determination.*

*This classification includes all sex offenses except rape, prostitution and commercialized vice.*

Include in this classification:

- Adultery and fornication
- Buggery
- Incest
- Indecent exposure
- Indecent liberties
- Seduction
- Statutory rape (no force)
- All attempts to commit any of the above

## 10. DRUG ABUSE VIOLATIONS

*The violation of laws prohibiting the production, distribution, and/or use of certain controlled substances. The unlawful cultivation, manufacture, distribution, sale, purchase, use, possession, transportation, or importation of any controlled drug or narcotic substance. Arrests for violations of state and local laws, specifically those relating to the unlawful possession, sale, use, growing, manufacturing, and making of narcotic drugs.*

The UCR Program collects information on arrests for drug abuse violations based on the narcotics involved. Agencies include all arrests for violations, including attempts, and subdivide the arrests by differentiating between Sale/Manufacturing and Possession:

### SALE / MANUFACTURING

- a. Opium or cocaine and their derivatives (morphine, heroin, codeine)
- b. Marijuana
- c. Synthetic narcotics - manufactured narcotics which can cause true drug addiction (demerol, methadone)
- d. Dangerous non-narcotic drugs (barbiturates, benzedrine)

### POSSESSION

- e. Opium or cocaine and their derivatives (morphine, heroin, codeine)
- f. Marijuana
- g. Synthetic narcotics - manufactured narcotics which can cause true drug addiction (demerol, methadone)
- h. Dangerous non-narcotic drugs (barbiturates, benzedrine)

*Includes all attempts to sell, manufacture, or possess any of the above.*



# Types of Part II Offenses cont...

## 11. GAMBLING

*To unlawfully bet or wager money or something else of value, assist, promote, or operate a game of chance for money or some other stake, possess or transmit wagering information, manufacture, sell, purchase, possess, or transport gambling equipment, devices, or goods, or tamper with the outcome of a sporting event or contest to gain a gambling advantage.*

*To unlawfully stake money or something else of value on the happening of an uncertain event or on the ascertainment of a fact in dispute.*

*To unlawfully operate, promote, or assist in the operation of a game of chance, lottery, or other gambling activity.*

*To unlawfully manufacture, sell, buy, possess, or transport equipment, devices, and/or goods used for gambling purposes.*

*To unlawfully alter, meddle in, or otherwise interfere with a sporting contest or event for the purpose of gaining a gambling advantage.*

Reporting agencies divide gambling arrests into three categories:

- a. Bookmaking (horse and sport books)
- b. Numbers and lottery
- c. All other (illegal gambling machines, etc.)

## 12. OFFENSES AGAINST FAMILY AND CHILDREN

*Unlawful nonviolent acts by a family member (or legal guardian) that threaten the physical, mental, or economic well-being or morals of another family member and that are not classifiable as other offenses, such as assault or sex offenses.*

Agencies include in this classification:

- a. Nonviolent cruelty to other family members
- b. Nonviolent abuse
- c. Desertion, abandonment, or nonsupport of a spouse or child
- d. Neglect or abuse of spouse or child (if injury is serious, score as aggravated assault)
- e. Nonpayment of alimony
- f. Attempts to commit any of the above

Note: Victims of these charges who are taken into custody for their own protection are not counted.







# Types of Part II Offenses cont...

## 13. DRIVING UNDER THE INFLUENCE

*Driving or operating a motor vehicle or common carrier while mentally or physically impaired as the result of consuming an alcoholic beverage or using a drug or narcotic.*

Agencies include in this classification:

- a. Operating a motor vehicle while under the influence
- b. Operating an engine, train, streetcar, boat, etc., while under the influence

## 14. LIQUOR LAWS

*The violation of state or local laws or ordinances prohibiting the manufacture, sale, purchase, transportation, possession, or use of alcoholic beverages, not including driving under the influence and drunkenness.*

Agencies include in this classification:

- a. Manufacturing, sale, transportation, furnishing, possessing, etc., intoxicating liquor
- b. Maintaining unlawful drinking places
- c. Bootlegging
- d. Operating a still
- e. Furnishing liquor to a minor or intemperate person
- f. Using a vehicle for illegal transportation of liquor
- g. Open containers
- h. Drinking on train or public conveyance
- i. All attempts to commit any of the above

## 15. DRUNKENNESS

*To drink alcoholic beverages to the extent that one's mental faculties and physical coordination are substantially impaired. Exclude driving under the influence.*

Agencies include in this classification:

- a. Drunkenness
- b. Drunk and disorderly
- c. Common or habitual drunkard
- d. Intoxication





# Types of Part II Offenses cont...

## 16. DISORDERLY CONDUCT

*Any behavior that tends to disturb the public peace or decorum, scandalize the community, or shock the public sense of morality.*

Agencies include in this classification:

- Unlawful assembly
- Disturbing the peace
- Disturbing meetings
- Disorderly conduct in state institutions, at court, at fairs, on trains or public conveyances, etc.
- Blasphemy, profanity, and obscene language
- Refusing to assist an officer
- All attempts to commit the above

## 17. VAGRANCY

*The violation of a court order, regulation, ordinance, or law requiring the withdrawal of persons from the streets or other specified areas, prohibiting persons from remaining in an area or place in an idle or aimless manner, or prohibiting persons from going from place to place without visible means of support.*

Agencies include in this classification:

- Suspicious Person
- Begging
- Loitering (persons 18 and over)
- Vagabondage

## 18. ALL OTHER OFFENSES

*Included in this class are all other state or local offenses (except traffic violations) not included in Part I and Part II Offenses listed above.*

- Admitting minors to improper places
- Bigamy and polygamy
- Blackmail and extortion
- Bribery
- Combination in restraint of trade; trusts, monopolies
- Contempt of court
- Criminal anarchism
- Criminal syndicalism
- Discrimination, unfair competition
- Kidnapping
- Marriage within prohibited degrees
- Offenses contributing to juvenile delinquency (except as provided for in Part I and II offenses), such as employment of children in immoral vocations or practices, admitting minors to improper places All offenses not otherwise classified and all attempts to commit any of the above
- Perjury and subornation of perjury
- Possession, repair, manufacture, etc. of burglar's tools
- Possession of drug paraphernalia
- Possession or sale of obscene literature, pictures, etc.
- Public nuisances
- Riot and rout
- Trespass
- Unlawfully bringing weapons into prisons or hospitals
- Unlawfully bringing drugs or liquor into state prisons, hospitals, etc.; furnishing to convicts
- Unlawful disinterment of the dead and violation of sepulture
- Unlawful use, possession, etc. of explosives
- Violations of state regulatory laws and municipal ordinances
- Violation of quarantine
- All offenses not otherwise classified and all attempts to commit any of the above



# Types of Part II Offenses cont...

## 19. SUSPICION

*While “suspicion” is not an offense, it is the grounds for many arrests in those jurisdictions where the law permits. After examination by law enforcement officers, the prisoner is either formally charged or released. Those formally charged are entered in one of the Part I or Part II offense classes. This class is limited to “suspicion” arrests where persons arrested are released by police.*

## 20. CURFEW AND LOITERING LAWS (persons under 18)

*Violations by juveniles of local curfew or loitering ordinances.*

## 21. RUNAWAY (persons under 18)

*Limited to juveniles taken into protective custody under the provisions of local statutes.*

*Although running away does not constitute a criminal offense, agencies should report each handling of a runaway. Handling of runaways from one jurisdiction by another jurisdiction should be counted by the home jurisdiction.*



# Calculation of Rates

The Uniform Crime Reporting Program provides data for police executives to measure local problems. To facilitate this function, local data must be converted into terms of rates and percentages. Simple formulas are displayed here which may assist in these computations.

## CRIME RATES

One of the most meaningful crime statistics is the crime rate. This is the number of offenses per 1,000 inhabitants. This rate can be calculated for any city, town or county.

To compute crime rates, divide the community population by 1,000 and divide the number of offenses in each class by that number. The answer is the crime rate, the number of offenses per 1,000 population, for that particular offense.

### Example:

- Population : 75,000  
Population per 1,000 inhabitants:  $75,000 \div 1,000 = 75.0$
- Number of burglaries: 215
- Crime Rate:  $\frac{\# \text{ of offenses}}{\text{Population per 1,000}} = \frac{215}{75} = \mathbf{2.87 \text{ burglaries per 1,000 population}}$

## CLEARANCE RATES

The percentage of crimes cleared is obtained by dividing the number of offenses cleared by the number of offenses known then multiplied by 100%.

### Example:

- Number of clearances in robbery: 38
- Number of total robberies: 72
- Clearance Rate:  $\frac{\# \text{ of clearances}}{\text{Total \# of Offenses}} = \frac{38}{72} * 100\% = \mathbf{52.8\% \text{ of total robberies cleared}}$

## CRIME TREND DATA

Local agencies can compute crime trends for a given offense for their individual agency for a particular period of time.

### Example:

- Auto thefts in your jurisdiction for July through December last year numbered 21.
- Auto thefts in your jurisdiction for July through December this year numbered 29.
- Percentage of Change: difference between occurrences divided by number of occurrences from prior year multiplied by 100%.

$$\frac{\text{this year} - \text{last year}}{\text{last year}} * 100\%$$

$$\frac{29 - 21}{21} * 100\% = \mathbf{38.1\% \text{ increase from last year}}$$

## POLICE EMPLOYEE DATA

Police employee rates are expressed as the number of employees per 1,000 population. To compute this rate, divide the population by 1,000 and divide the number of enforcement employees by this number.

### Example:

- Your jurisdiction's population: 75,000  
Population per 1,000 inhabitants:  $75,000 \div 1,000 = 75.0$
- Your agency's number of employees: 102
- Employee Rate:  $\frac{\# \text{ of employees}}{\text{Population per 1,000}} = \frac{102}{75} = \mathbf{1.36 \text{ employees per 1,000 population}}$



# Statement of Policy

## FOR RELEASE OF UCR STATISTICAL INFORMATION

The following policies provide guidance concerning the release of UCR statistical information. Prior to being released, all information is approved by senior UCR staff.

1. This report is available on a computer CD by request, or on the Criminal History Repository website at  
<http://rccd.nv.gov/About/UCR/Uniform-Crime-Reporting/>
2. Information contained in the published annual report may be released via telephone, letter, etc., to any interested party.
3. All requests for unpublished information should be directed to the UCR Program Statistician at (775) 684-6244 or email [ucr@dps.state.nv.us](mailto:ucr@dps.state.nv.us)
4. These special requests will be honored only for the current reporting year.
5. Law enforcement agencies may receive interim, unpublished, specialized reports germane to their agency upon request.





# Profile of State of Nevada

This profile is presented to provide some general knowledge and facts about the State of Nevada. The information might assist users of this publication in understanding the environment in which reported crime incidents and arrest data occurred.

## NEVADA FACTS AND FIGURES

Nevada is the seventh largest state in the United States by virtue of its vast land mass, with land area covering 110,540 square miles.<sup>17</sup> The state's long western border is shared with California, the most populous state in the Union<sup>8</sup>. On its northern and eastern borders are the states of Oregon, Idaho, Utah, and Arizona. Nevada is the home to the Hoover Dam, which was the single largest public works project in the history of the United States, and Lake Mead, the largest reservoir in the country.<sup>12</sup>

Nevada consists of seventeen counties, ranging in size from 157 square miles for the state capitol of Carson City to 18,199 square miles for Nye County, one of the largest counties in the United States.<sup>9</sup>

The geography of the state consists of rugged desert and mountain terrain, with the highest mountain peak (Boundary Peak in Esmeralda County) having an elevation of 13,140 feet above sea level and the lowest point on the Colorado River near its border with California and Arizona having an elevation of 479 feet<sup>7</sup>.

Nevada has a four-season climate, with wide variations between its northern and southern latitudes. Low temperatures in the north can go well below zero in the winter months, while high temperatures in the south can climb over 100° Fahrenheit in the summer. It is the most arid state in the country, receiving an average of less than ten inches of precipitation annually.<sup>7</sup>

Of Nevada's total land area, approximately 87% is federally administered<sup>17</sup> while only 0.35% is under state government administration.<sup>10</sup> Nearly 50 million of those acres are managed by the Bureau of Land Management (BLM), and the remaining 5 million acres is divided among various military installations, Native American reservations, wilderness areas and wildlife refuges. Nevada is the home to 26 federally recognized Native American Tribes located on 31 reservations and colonies.<sup>17</sup> The wide-ranging public lands in Nevada give rise to many criminal and civil land management issues, such as grazing and water rights; trespass and right of way; Native American claims; resource protection; claims in defense of the environment; wild, free-roaming horses; safety of federal officers and state's rights.<sup>17</sup>

Nevada's population increased by 54.4% between 1980 and 1990 (from 800,508 to 1,236,130), 67.1% from 1990 to 2000 (1,236,130 to 2,065,610) and 45.1% from 2000 to 2017 (2,065,610 to 2,998,039) positioning Nevada among the second fastest growing states in 2017 with a 1-year population growth rate of 2.0%.<sup>13</sup>

Due to these tremendous long-term increases, several communities have been hard-pressed to provide necessary infrastructures. Despite this growth, Nevada remains one of the most sparsely populated states, with about 27 people per square mile.

Fully 90.71% of the state's total population is located in the counties of Clark (2,204,079 – 73.52%), Washoe (460,587–15.36%) and Carson City (54,745–1.83%).<sup>3</sup>

Tourism and gaming are the state's largest industries. The gaming industry generated revenue of \$11,571,114,000 in 2017, up 2.79% from 2016 when the revenue was \$11,257,147,000.<sup>14</sup>





# 2017 State Demographics

The Nevada State Demographer<sup>15</sup> at the University of Nevada, Reno and funded by Nevada Department of Taxation, estimates the following population composition for Nevada in 2017:

**Estimated State Population in 2017: 2,882,597**

*\*based on cohort groups*

## Age

## 2017

0 to 4 Years of Age	7.14%
5 Years of Age	1.41%
6 to 18 Years of Age	17.77%
19 to 64 Years of Age	60.08%
65 Years of Age and Over	13.60%

## Gender

Males	50.36%
Females	49.64%

## Race and Ethnicity

White: Not of Hispanic Origin	56.60%
Black: Not of Hispanic Origin	7.26%
American Indian, Eskimo, or Aleut: Not of Hispanic Origin	1.31%
Asian or Pacific Islander: Not of Hispanic Origin	6.80%
Hispanic Origin of Any Race	28.03%





# 2017 Nevada Crime Clock

## Index Crimes

One Index Crime Every 5 Minutes, 32 Seconds

One Violent Crime Every 31  
Minutes, 36 Seconds

One Property Crime Every  
6 Minutes, 43 Seconds

One Murder Every 1 Day,  
7 Hours, 44 Minutes, 20 Seconds

One Burglary Every 26 Minutes,  
19 Seconds

One Rape Every 4 Hours,  
41 Minutes, 49 Seconds

One Larceny Every 11 Minutes,  
40 Seconds

One Robbery Every 1 Hour,  
48 Minutes, 30 Seconds

One Motor Vehicle Theft Every  
41 Minutes, 6 Seconds

One Aggravated Assault Every  
54 Minutes, 31 Seconds

One Arson Offense Every 1 Day,  
1 Hour, 1 Minutes, 42 Seconds



# 2017 Nevada Crime Clock cont...

One Arrest Every 6 Minutes, 30 Seconds

One Domestic Violence Offense  
Every 17 Minutes, 20 Seconds

One Simple Assault Every  
11 Minutes, 50 Seconds

One Crime Against Older  
Persons Every  
42 Minutes, 4 Seconds

One Justifiable Homicide Every  
10 Days, 17 Hours, 38 Minutes,  
49 Seconds

One Assault on a Peace Officer  
Every 17 Hours,  
59 Minutes, 15 Seconds

One Temporary Protection Order  
Granted Every 38 Minutes,  
25 Seconds

One Adult Arrest Every 6 Minutes,  
59 Seconds

One Juvenile Arrest Every  
59 Minutes, 46 Seconds

This crime clock should be viewed with care. This is the most aggregate representation of Nevada's 2017 UCR data and it is designed to convey the annual reported crime experience by showing the relative frequency of occurrence of the Index Offenses. This mode of display should not be taken to imply regularity in the commission of the offenses, but rather, it represents the annual ratio of crime to fixed time intervals.





# 2017 Crime In Nevada Highlights

## CRIME RATE

The Nevada Crime Rate is based on the occurrence of an index offense per 1,000 residents of the state. The crime rate for 2017 was 31.60 per 1,000. The comparable rate for 2016 was 32.54. The state population for 2017 was 2,998,039 per the United States Census Bureau<sup>8</sup> population estimates.

## INDEX OFFENSES

Law enforcement reported 94,751 index offenses in 2017, versus the 95,675 reported in 2016. That is a decrease of 924 (0.97%). Nevada's five-year average for index offenses is 95,058 (2013-2017).

## VIOLENT CRIMES

Murder, rape, robbery, and aggravated assault make up the violent crimes category. Violent crimes as a group decreased by 3,175 offenses (16.03%), to 16,626 in 2017, down from 19,801 in 2016. Violent crimes accounted for 17.55% of all reported index crimes (20.70% in 2016). 2017 had a violent crime rate of 5.55 per 1,000 population. Nevada's five-year average for violent crimes is 18,132 (2013-2017).

## PROPERTY CRIMES

Burglary, larceny, motor vehicle theft and arson make up the property crimes category. Property crimes as a group increased by 2,251 offenses (2.97%) to 78,125 in 2017, up from 75,874 in 2016. Property crimes accounted for 82.45% of all reported index crimes (79.30% in 2016). 2017 had a property crimes rate of 26.06 per 1,000 population. Nevada's five-year average for property crimes is 76,926 (2013-2017).

## MURDER

There were 276 murders committed in Nevada in 2017. That is an increase of 54 murders (24.32%) from 222 reported in 2016. Law enforcement cleared 217 murders in 2017 (78.62%). Nevada's five-year average for murder offenses is 201 (2013-2017). *\*The 2017 murder offenses include the 58 victims of the Las Vegas Route 91 Festival concert-shooting incident; figures are not comparable to previous years' data.*

## RAPE

There were 1,865 rapes and attempted rapes committed in Nevada in 2017. That is an increase of 140 (8.12%) from 2016 when there were 1,725. There were 1,731 committed rapes and 134 attempted rapes in 2017. Law enforcement cleared 398 incidents of rape in 2017 (21.34%). Nevada's five-year average for rape offenses is 1,542 (2013-2017).

## ROBBERY

There were 4,844 robberies in Nevada in 2017. That is a decrease of 1,499 (23.63%) from 2016 when there were 6,343. Law enforcement cleared 1,270 incidents of robbery in 2017 (26.22%). Nevada's five-year average for robbery offenses is 5,721 (2013-2017).

## AGGRAVATED ASSAULT

There were 9,641 aggravated assaults in Nevada in 2017. That is a decrease of 1,870 (16.25%) from 2016 when there were 11,511. Law enforcement cleared 4,674 incidents of aggravated assault in 2017 (48.48%). Nevada's five-year average for aggravated assault offenses is 10,669 (2013-2017).

## BURGLARY

There were 19,971 burglaries in Nevada in 2017. That is an increase of 1,157 (6.15%) from 2016 when there were 18,814. Law enforcement cleared 2,312 incidents of burglary in 2017 (11.58%). Nevada's five-year average for burglaries is 21,160 (2013-2017). \$117,301,943 in property was stolen during burglaries in Nevada in 2017.



# 2017 Crime In Nevada Highlights cont...

## LARCENY

There were 45,020 larcenies in Nevada in 2017. That is an increase of 1,446 (3.32%) from 2016 when there were 43,574. Law enforcement cleared 6,182 incidents of larceny in 2017 (13.73%). Nevada's five-year average for larceny is 43,904 (2013-2017). \$86,443,187 in property was stolen during larcenies in Nevada in 2017.

## MOTOR VEHICLE THEFT

There were 12,784 motor vehicle thefts in Nevada in 2017. That is a decrease of 369 (2.81%) from 2016 when there was 13,153. Law enforcement cleared 763 incidents of motor vehicle theft in 2017 (5.97%). Nevada's five-year average for motor vehicle theft is 11,474 (2013-2017). The value of stolen motor vehicles in Nevada in 2017 totaled \$121,161,771.

## ARSON

There were 350 arsons in Nevada in 2017. That is an increase of 17 (5.11%) from 2016 when there were 333. Law enforcement cleared 90 incidents of arson in 2017 (25.71%). Nevada's five-year average for arson is 388 (2013-2017). \$6,550,397 in property was destroyed in arsons in Nevada in 2017.

## SIMPLE ASSAULT

There were 44,378 simple assaults in Nevada in 2017. That is an increase of 6,518 (17.22%) from 2016 when there were 37,860. Law enforcement cleared 19,595 incidents of simple assault in 2017 (31.17%). Nevada's five-year average for simple assault is 37,635 (2013-2017).

## STOLEN & RECOVERED PROPERTY

In 2017, Nevada law enforcement agencies reported \$315,869,665 worth of property stolen during the commission of index crimes. \$101,580,993 in property was recovered (32.16%).

## CRIME AGAINST OLDER PERSONS

There were 12,492 crimes against older persons reported in Nevada in 2017. Exploitation accounted for 73.65% of the elderly crimes.

## CLEARANCE RATE

Nevada law enforcement agencies cleared 16.79% of all index crimes in 2017, an increase of 0.16% from the 2016 clearance rate of 16.63%.

## ARRESTS

126,569 persons were arrested, summoned or cited in Nevada in 2017. That is a decrease of 2,007 (1.56%) from 2016 when the total was 128,576. Nevada's arrest rate per 1,000 population in 2017 was 42.22.

## POLICE EMPLOYMENT

Statewide there were 6,746 full-time sworn law enforcement officers in Nevada in 2017. That is an increase of 367 from 2016 when there were 6,379. This is a ratio of 2.25 officers per 1,000 population.

## OFFICER ASSAULTS

There were 487 assaults on Nevada law enforcement officers in 2017. That is an increase of 58 over 2017 when there were 429 (13.52%). One officer was killed in 2017 by a felonious act. Law enforcement cleared 372 (76.39%) of these assaults.

THIS PAGE WAS LEFT INTENTIONALLY BLANK





# Index Crimes



# 2017 Index Crimes Statistics

## One Index Crime Every 5 Minutes, 32 Seconds

	Offenses	% of Index Crimes	% Change from 2016	Crime Rate / 1,000 Pop	Cleared	% Cleared
<b>INDEX CRIMES</b>	94,751		-0.97%	31.60	15,906	16.79%
<b>Violent Crimes</b>	16,626	17.55%	-16.03%	5.55	6,559	39.45%
<b>Property Crimes</b>	78,125	82.45%	2.97%	26.06	9,347	11.96%
<b>VIOLENT CRIMES</b>						
<b>Murder</b>	276	0.29%	24.32%	0.09	217	78.62%
<b>Rape</b>	1,865	1.97%	8.12%	0.62	398	21.34%
<b>Robbery</b>	4,844	5.11%	-23.63%	1.62	1,270	26.22%
<b>Aggravated Assault</b>	9,641	10.18%	-16.25%	3.22	4,674	48.48%
<b>PROPERTY CRIMES</b>						
<b>Burglary</b>	19,971	21.08%	6.15%	6.66	2,312	11.58%
<b>Larceny</b>	45,020	47.51%	3.32%	15.02	6,182	13.73%
<b>Motor Vehicle Theft</b>	12,784	13.49%	-2.81%	4.26	763	5.97%
<b>Arson</b>	350	0.37%	5.11%	0.12	90	25.71%



# About Index Crimes

For Uniform Crime Reporting purposes, an index crime is defined by the total number of Part I, violent and property, crime offenses. The FBI defines these crimes as follows<sup>13</sup>:

Violent crime is composed of four offenses: murder and nonnegligent manslaughter, forcible rape, robbery, and aggravated assault. Violent crimes are defined in the UCR Program as those offenses which involve force or threat of force.

Property crime includes the offenses of burglary, larceny-theft, motor vehicle theft, and arson. The object of the theft-type offenses is the taking of money or property, but there is no force or threat of force against the victims.

Criminal homicide: a.) Murder and nonnegligent manslaughter: the willful (nonnegligent) killing of one human being by another. Deaths caused by negligence, attempts to kill, assaults to kill, suicides, and accidental deaths are excluded. The program classifies justifiable homicides separately and limits the definition to: (1) the killing of a felon by a law enforcement officer in the line of duty; or (2) the killing of a felon, during the commission of a felony, by a private citizen. b.) Manslaughter by negligence: the killing of another person through gross negligence. Deaths of persons due to their own negligence, accidental deaths not resulting from gross negligence, and traffic fatalities are not included in the category Manslaughter by Negligence.

Rape: penetration, no matter how slight, of the vagina or anus with any body part or object, or oral penetration by a sex organ of another person, without the consent of the victim. Attempts or assaults to commit rape are also included; however, statutory rape and incest are excluded.

Robbery: The taking or attempting to take anything of value from the care, custody, or control of a person or persons by force or threat of force or violence and/or by putting the victim in fear.

Aggravated assault: An unlawful attack by one person upon another for the purpose of inflicting severe or aggravated bodily injury. This type of assault usually is accompanied by the use of a weapon or by means likely to produce death or great bodily harm. Simple assaults are excluded.

Burglary (breaking or entering): The unlawful entry of a structure to commit a felony or a theft. Attempted forcible entry is included.

Larceny-theft (except motor vehicle theft): The unlawful taking, carrying, leading, or riding away of property from the possession or constructive possession of another. Examples are thefts of bicycles, motor vehicle parts and accessories, shoplifting, pickpocketing, or the stealing of any property or article that is not taken by force and violence or by fraud. Attempted larcenies are included. Embezzlement, confidence games, forgery, check fraud, etc., are excluded.

Motor vehicle theft: The theft or attempted theft of a motor vehicle. A motor vehicle is self-propelled and runs on land surface and not on rails. Motorboats, construction equipment, airplanes, and farming equipment are specifically excluded from this category.

Arson: Any willful or malicious burning or attempt to burn, with or without intent to defraud, a dwelling house, public building, motor vehicle or aircraft, personal property of another, etc. Arson statistics are not included in this table-building tool.



# 2017 Clearance Rate Statistics

	# of Offenses	% Cleared	% Change of Clearances from 2016	Clearance Rate / 1,000 population
<b>INDEX CRIMES reported</b>	<b>94,751</b>			
Cleared by Arrest or Exceptional Means	15,906	16.79%	0.16%	5.31

<b>VIOLENT CRIMES reported</b>	<b>16,626</b>			
Cleared Violent Crimes	6,559	39.45%	5.48%	2.19

<b>Murder Reported</b>	<b>276</b>			
Cleared Murder Offenses	217	78.62%	14.66%	0.07

<b>Rape Reported</b>	<b>1,865</b>			
Cleared Rape Offenses	398	21.34%	4.76%	0.13

<b>Robbery Reported</b>	<b>4,844</b>			
Cleared Robbery Offenses	1,270	26.22%	4.08%	0.42

<b>Aggravated Assault Reported</b>	<b>9,641</b>			
Cleared Aggravated Assault Offenses	4,674	48.48%	5.96%	1.56

<b>PROPERTY CRIMES reported</b>	<b>78,125</b>			
Cleared Property Crimes	9,347	11.96%	-0.14%	3.12

<b>Burglary Reported</b>	<b>19,971</b>			
Cleared Burglary Offenses	2,312	11.58%	3.00%	0.77

<b>Larceny Reported</b>	<b>45,020</b>			
Cleared Larceny Offenses	6,182	13.73%	-1.56%	2.06

<b>Motor Vehicle Theft Reported</b>	<b>12,784</b>			
Cleared MV Theft Offenses	763	5.97%	-0.29%	0.25





# About Clearance Rates

For Uniform Crime Reporting purposes, a crime index offense is cleared when a law enforcement agency has identified the offender, there is enough evidence to charge and the offender is actually taken into custody. The arrest of one person can clear several crimes, or several persons may be arrested in the process of clearing one crime.

Crime clearances are also recorded in exceptional circumstances when some elements beyond law enforcement control preclude formal charges against the offender. An offense may be exceptionally cleared when it falls into one of the following categories:

1. The offender commits suicide.
2. A double murder occurs (two persons kill each other).
3. The offender dies after making a confession (dying declaration).
4. The offender is killed by law enforcement officers.
5. The offender confesses to committing a crime while already in custody for another crime or serving a sentence for another crime.
6. The offender is prosecuted in another city for a different crime or the same crime by federal, state or local authorities, and the other jurisdiction refuses to release the offender.
7. Another jurisdiction refuses to extradite the offender.
8. The victim of a crime refuses to cooperate in the prosecution.
9. The offender is prosecuted for a less serious charge than the one for which he was arrested.
10. The offender is a juvenile who is handled by a verbal or written notice to the parents in instances involving minor offenses such as petit or simple larceny.





# Index Crime Offenses & Rates

5-yr Comparison: 2013 - 2017

The figures displayed here represent the latest five calendar-years of data collection and compilation under the state-run Nevada UCR Program. Over 45 agencies are currently reporting UCR data, covering 99% of the state's population.

Crime rates as they appear in this publication are per 1,000 population. No attempt is made to incorporate transient populations or other factors which contribute to the ratio and the types of crime in given areas. Any effort to make comparisons of crime rates between areas should be tempered by these population and environmental variables.

## Total Number of Offenses & Crime Rates

	2013	2014	2015	2016	2017
State Population	2,786,464	2,833,013	2,890,845	2,940,058	2,998,039

### VIOLENT CRIMES

	Offenses	rate	Offenses	rate	Offenses	rate	Offenses	rate	Offenses	rate
Murder	159	0.06	168	0.06	178	0.06	222	0.08	276	0.09
Rape	1,081	0.39	1,351	0.48	1,686	0.58	1,725	0.59	1,865	0.62
Robbery	5,179	1.86	5,951	2.10	6,287	2.17	6,343	2.16	4,844	1.62
Aggravated Assault	9,822	3.52	10,466	3.69	11,906	4.12	11,511	3.92	9,641	3.22
<b>Total Violent Crimes</b>	<b>16,241</b>	5.83	<b>17,936</b>	6.33	<b>20,057</b>	6.94	<b>19,801</b>	6.73	<b>16,626</b>	5.55

### PROPERTY CRIMES

Burglary	22,913	8.22	21,787	7.69	22,315	7.72	18,814	6.40	19,971	6.66
Larceny	45,702	16.40	42,122	14.87	43,104	14.91	43,574	14.82	45,020	15.02
MV Theft	9,967	3.58	10,128	3.57	11,336	3.92	13,153	4.47	12,784	4.26
Arson	397	0.14	403	0.14	457	0.16	333	0.11	350	0.12
<b>Total Property Crimes</b>	<b>78,979</b>	28.34	<b>74,440</b>	26.28	<b>77,212</b>	26.71	<b>75,874</b>	25.81	<b>78,125</b>	26.06

<b>Total Index Crimes</b>	<b>95,220</b>	34.17	<b>92,376</b>	32.61	<b>97,269</b>	33.65	<b>95,675</b>	32.54	<b>94,751</b>	31.60
---------------------------	---------------	-------	---------------	-------	---------------	-------	---------------	-------	---------------	-------





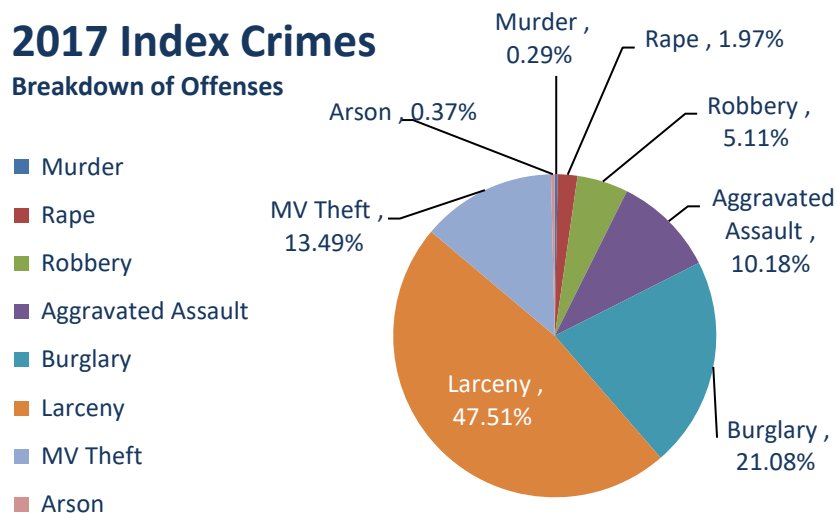
# Breakdown of Index Crimes

5-yr Comparison: 2013 - 2017

PERCENTAGE OF INDEX CRIMES	2013	2014	2015	2016	2017
<b>Total Index Crimes</b>	<b>95,220</b>	<b>92,376</b>	<b>97,269</b>	<b>95,675</b>	<b>94,751</b>
<b>Violent Crimes</b>					
Murder	0.17%	0.18%	0.18%	0.23%	0.29%
Rape	1.14%	1.46%	1.73%	1.80%	1.97%
Robbery	5.44%	6.44%	6.46%	6.63%	5.11%
Aggravated Assault	10.32%	11.33%	12.24%	12.03%	10.18%
<b>Total Violent Crimes</b>	<b>17.06%</b>	<b>19.42%</b>	<b>20.62%</b>	<b>20.70%</b>	<b>17.55%</b>
<b>Property Crimes</b>					
Burglary	24.06%	23.59%	22.94%	19.66%	21.08%
Larceny	48.00%	45.60%	44.31%	45.54%	47.51%
MV Theft	10.47%	10.96%	11.65%	13.75%	13.49%
Arson	0.42%	0.44%	0.47%	0.35%	0.37%
<b>Total Property Crimes</b>	<b>82.94%</b>	<b>80.58%</b>	<b>79.38%</b>	<b>79.30%</b>	<b>82.45%</b>

## 2017 Index Crimes

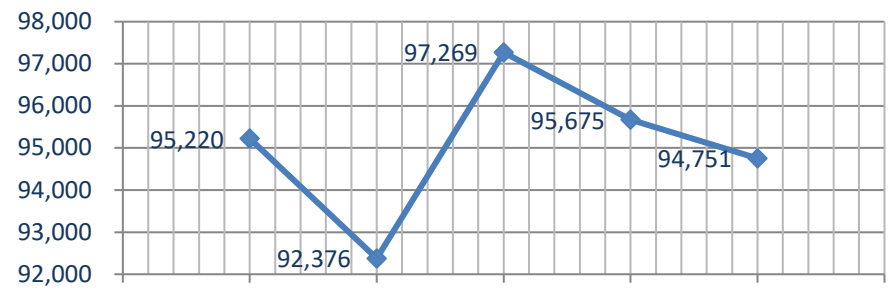
Breakdown of Offenses



## Total Index Crimes

5-year Comparison

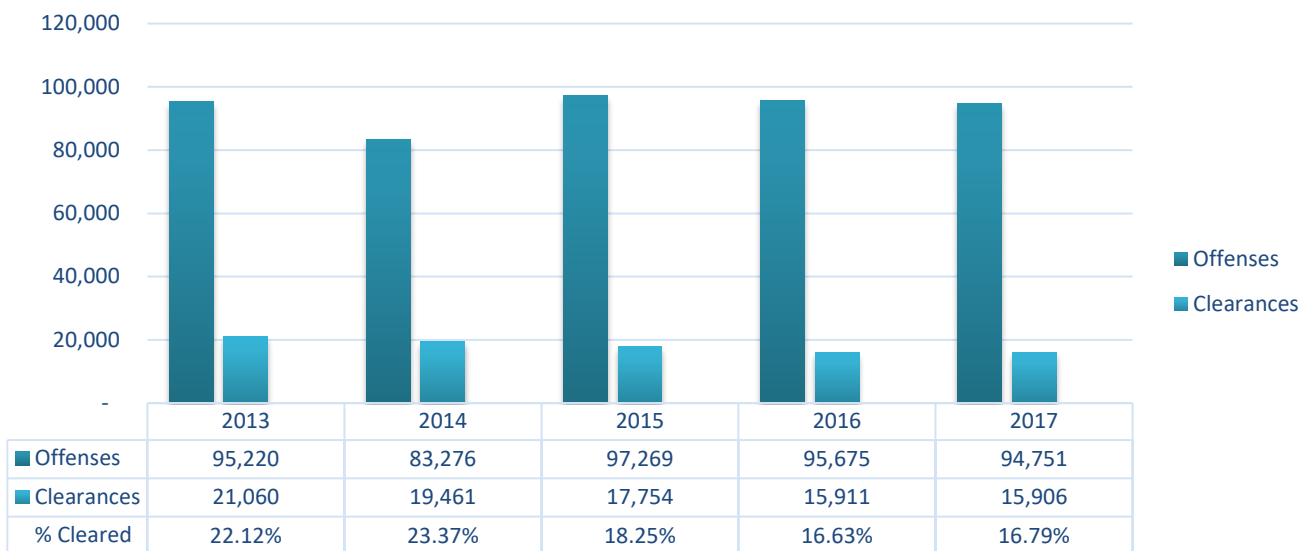
◆ Total Number of Offenses





# Index Crimes Offenses & Clearances

5-yr Comparison: 2013 - 2017



CLEARANCE RATES	2013			2014			2015			2016			2017		
	Offenses	Cleared	% Cleared	Offenses	Cleared	% Cleared	Offenses	Cleared	% Cleared	Offenses	Cleared	% Cleared	Offenses	Cleared	% Cleared
<b>VIOLENT CRIMES</b>	<b>16,241</b>	<b>6,675</b>	<b>41.10%</b>	<b>17,936</b>	<b>7,135</b>	<b>39.78%</b>	<b>20,057</b>	<b>6,916</b>	<b>34.48%</b>	<b>19,801</b>	<b>6,727</b>	<b>33.97%</b>	<b>16,626</b>	<b>6,559</b>	<b>39.45%</b>
Murder	159	118	74.21%	168	125	74.40%	178	127	71.35%	222	142	63.96%	276	217	78.62%
Rape	1,081	259	23.96%	1,351	319	23.61%	1,686	305	18.09%	1,725	286	16.58%	1,865	398	21.34%
Robbery	5,179	1,431	27.63%	5,951	1,556	26.15%	6,287	1,447	23.02%	6,343	1,404	22.13%	4,844	1,270	26.22%
Aggravated Assault	9,822	4,867	49.55%	10,466	5,135	49.06%	11,906	5,037	42.31%	11,511	4,895	42.52%	9,641	4,674	48.48%
<b>PROPERTY CRIMES</b>	<b>78,979</b>	<b>14,385</b>	<b>18.21%</b>	<b>65,340</b>	<b>12,326</b>	<b>18.86%</b>	<b>77,212</b>	<b>10,838</b>	<b>14.04%</b>	<b>75,874</b>	<b>9,184</b>	<b>12.10%</b>	<b>78,125</b>	<b>9,347</b>	<b>11.96%</b>
Burglary	22,913	2,351	10.26%	21,787	2,040	9.36%	22,315	1,806	8.09%	18,814	1,614	8.58%	19,971	2,312	11.58%
Larceny	45,702	11,086	24.26%	42,122	9,355	22.21%	43,104	8,209	19.04%	43,574	6,662	15.29%	45,020	6,182	13.73%
Motor Vehicle Theft	9,967	820	8.23%	1,028	821	79.86%	11,336	682	6.02%	13,153	823	6.26%	12,784	763	5.97%
Arson	397	128	32.24%	403	110	27.30%	457	141	30.85%	333	85	25.53%	350	90	25.71%
<b>TOTAL INDEX CRIMES</b>	<b>95,220</b>	<b>21,060</b>	<b>59.31%</b>	<b>83,276</b>	<b>19,461</b>	<b>58.64%</b>	<b>97,269</b>	<b>17,754</b>	<b>48.52%</b>	<b>95,675</b>	<b>15,911</b>	<b>46.08%</b>	<b>94,751</b>	<b>15,906</b>	<b>51.41%</b>

Note: Offenses cleared do not necessarily relate to the actual offenses which occurred during the calendar year period. Offenses can be cleared from prior periods.

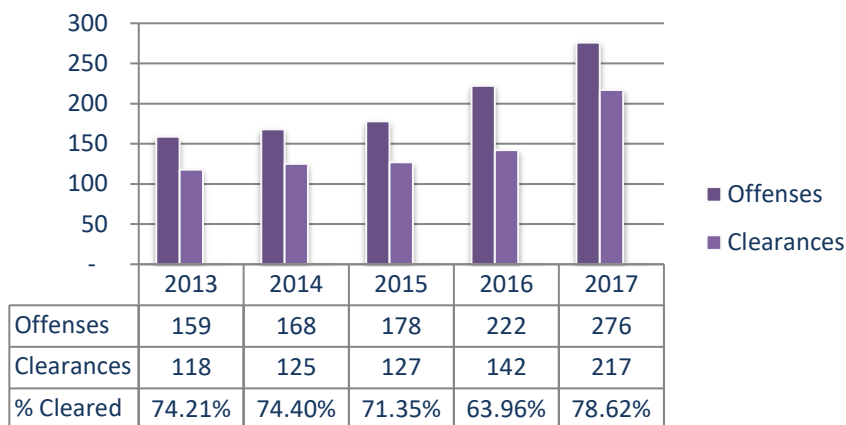


# Clearance Rates for Violent Crimes

5-yr Comparison: 2013 - 2017

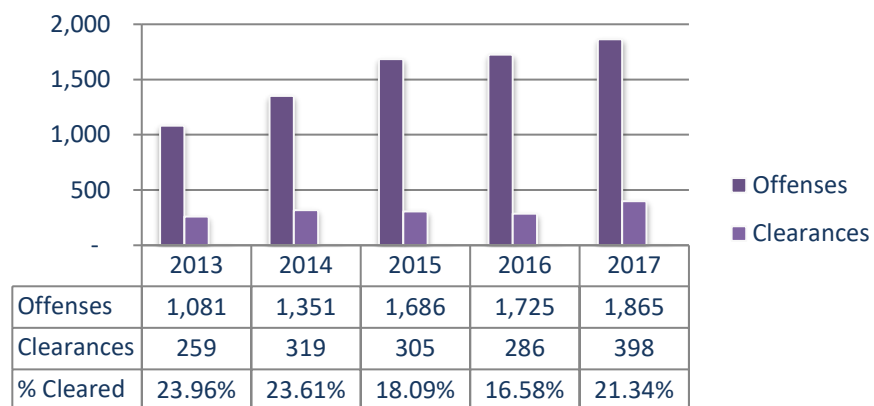
## Murders & Clearances

5-yr Comparison



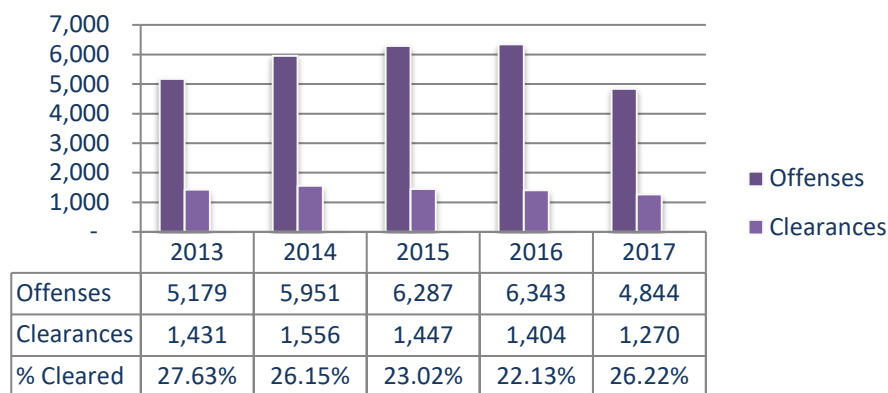
## Rapes & Clearances

5-yr Comparison



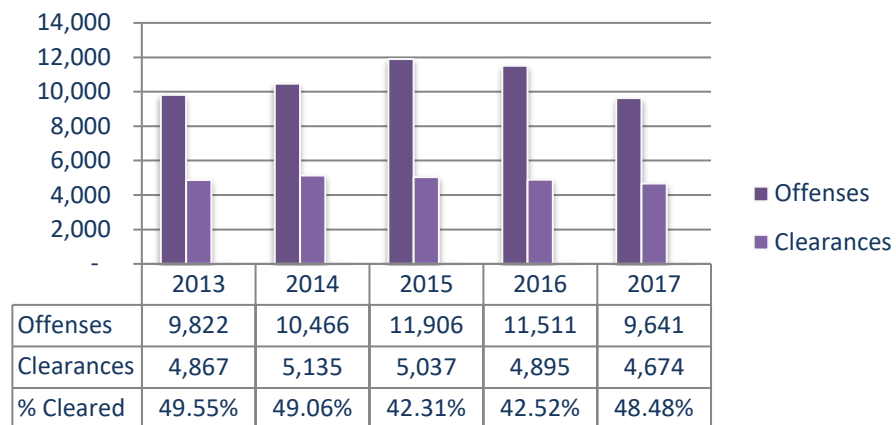
## Robbery & Clearances

5-yr Comparison



## Aggravated Assault & Clearances

5-yr Comparison



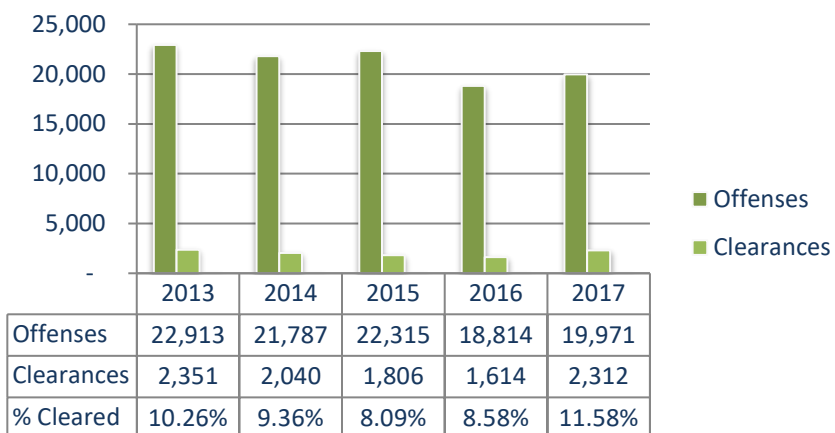


# Clearance Rates for Property Crimes

5-yr Comparison: 2013 - 2017

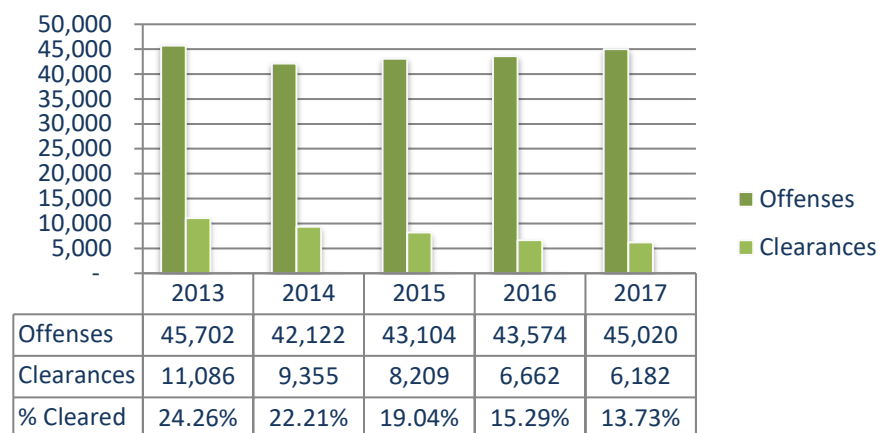
## Burglary & Clearances

5-yr Comparison



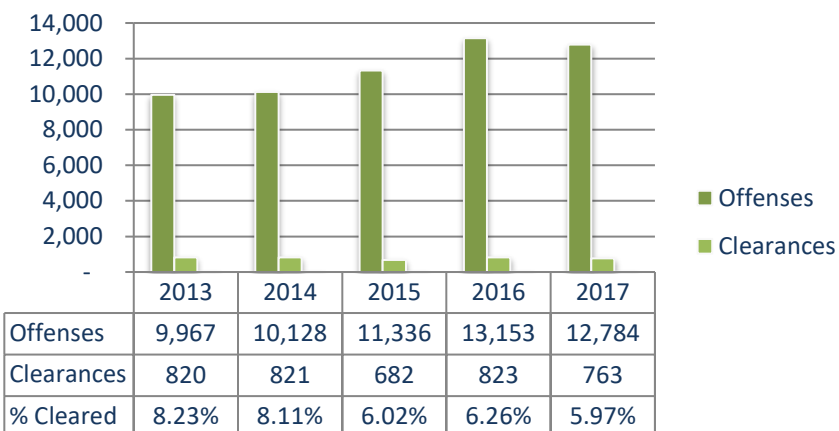
## Larceny & Clearances

5-yr Comparison



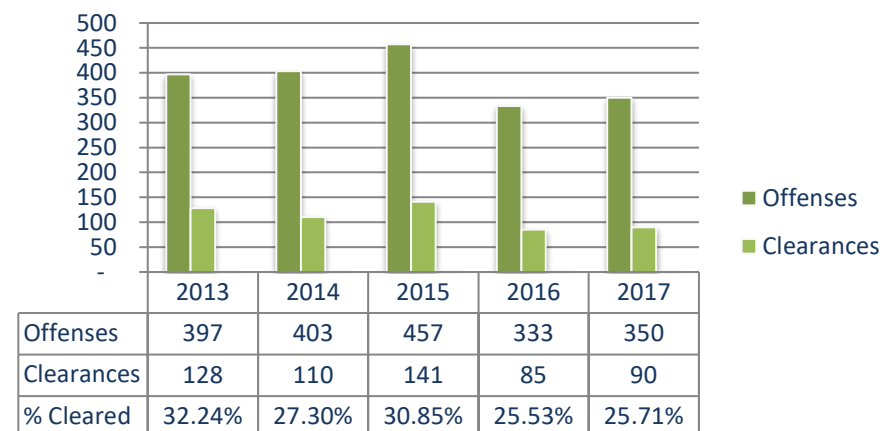
## MV Theft & Clearances

5-yr Comparison



## Arson & Clearances

5-yr Comparison





# 2017 Index Crimes & Clearances

## By County & Law Enforcement Agency

	Population per 2010 US Census, adjustments as Jan 1, 2017	Total Violent Crimes	Total Property Crimes	Total Index Crimes	Crime Rate per 1,000 Population	Total Cleared	Clearance Rate
<b>Carson County</b>							
Carson City SO		191	886	1,077		459	42.62%
<b>Carson County Total:</b>	<b>54,745</b>	<b>191</b>	<b>886</b>	<b>1,077</b>	<b>19.67</b>	<b>459</b>	<b>42.62%</b>
<b>Churchill County</b>							
Churchill County SO		26	193	219		60	27.40%
Fallon PD		23	294	317		171	53.94%
<b>Churchill County Total:</b>	<b>24,230</b>	<b>49</b>	<b>487</b>	<b>536</b>	<b>22.12</b>	<b>231</b>	<b>43.10%</b>
<b>Clark County</b>							
Boulder City PD		9	138	147		12	8.16%
Clark County School District PD		244	1,153	1,397		191	13.67%
College of Southern Nevada PD		0	34	34		1	2.94%
Henderson PD		556	5,507	6,063		1,520	25.07%
Las Vegas Fire Rescue		2	46	48		12	25.00%
Las Vegas Metro		10,075	47,987	58,062		7,738	13.33%
Mesquite PD		31	317	348		120	34.48%
North Las Vegas FD Arson Unit		0	53	53		10	18.87%
North Las Vegas PD		2,460	5,798	8,258		1,596	19.33%
UNLV PD		16	400	416		14	3.37%
<b>Clark County Total:</b>	<b>2,204,079</b>	<b>13,393</b>	<b>61,433</b>	<b>74,826</b>	<b>33.95</b>	<b>11,214</b>	<b>14.99%</b>
<b>Douglas County</b>							
Douglas County SO		65	773	838		209	24.94%
<b>Douglas County Total:</b>	<b>48,309</b>	<b>65</b>	<b>773</b>	<b>838</b>	<b>17.35</b>	<b>209</b>	<b>24.94%</b>
<b>Elko County</b>							
Carlin PD		23	21	44		15	34.09%
Elko County SO		38	177	215		34	15.81%
Elko PD		81	665	746		141	18.90%
West Wendover PD		27	141	168		45	26.79%
<b>Elko County Total:</b>	<b>52,649</b>	<b>169</b>	<b>1,004</b>	<b>1,173</b>	<b>22.28</b>	<b>235</b>	<b>20.03%</b>
<b>Esmeralda County</b>							
Esmeralda County SO		0	5	5		0	0.00%
<b>Esmeralda County Total:</b>	<b>850</b>	<b>0</b>	<b>5</b>	<b>5</b>	<b>5.88</b>	<b>0</b>	<b>0.00%</b>
<b>Eureka County</b>							
Eureka County SO		6	25	31		9	29.03%
<b>Eureka County Total:</b>	<b>1,961</b>	<b>6</b>	<b>25</b>	<b>31</b>	<b>15.81</b>	<b>9</b>	<b>29.03%</b>
<b>Humboldt County</b>							
Humboldt County SO		15	71	86		46	53.49%
Humboldt County School District PD		0	0	0		0	0.00%
Winnemucca PD		41	164	205		130	63.41%
<b>Humboldt County Total:</b>	<b>16,826</b>	<b>56</b>	<b>235</b>	<b>291</b>	<b>17.29</b>	<b>176</b>	<b>60.48%</b>



# 2017 Index Crimes & Clearances ...cont

## By County & Law Enforcement Agency

	Population per 2010 US Census, adjustments as Jan 1, 2017	Total Violent Crimes	Total Property Crimes	Total Index Crimes	Crime Rate per 1,000 Population	Total Cleared	Clearance Rate
<b>Lander County</b>							
Lander County SO		49	102	151		95	62.91%
<b>Lander County Total:</b>	<b>5,693</b>	<b>49</b>	<b>102</b>	<b>151</b>	<b>26.52</b>	<b>95</b>	<b>62.91%</b>
<b>Lincoln County</b>							
Lincoln County SO		5	56	61		26	42.62%
<b>Lincoln County Total:</b>	<b>5,223</b>	<b>5</b>	<b>56</b>	<b>61</b>	<b>11.68</b>	<b>26</b>	<b>42.62%</b>
<b>Lyon County</b>							
Lyon County SO		129	581	710		230	32.39%
Yerington PD		4	16	20		3	15.00%
<b>Lyon County Total:</b>	<b>54,122</b>	<b>133</b>	<b>597</b>	<b>730</b>	<b>13.49</b>	<b>233</b>	<b>31.92%</b>
<b>Mineral County</b>							
Mineral County SO		2	62	64		23	35.94%
<b>Mineral County Total:</b>	<b>4,457</b>	<b>2</b>	<b>62</b>	<b>64</b>	<b>14.36</b>	<b>23</b>	<b>35.94%</b>
<b>Nye County</b>							
Nye County SO		61	806	867		65	7.50%
<b>Nye County Total:</b>	<b>44,202</b>	<b>61</b>	<b>806</b>	<b>867</b>	<b>19.61</b>	<b>65</b>	<b>7.50%</b>
<b>Pershing County</b>							
Pershing County SO		25	52	77		32	41.56%
Lovelock PD		14	52	66		41	62.12%
<b>Pershing County Total:</b>	<b>6,508</b>	<b>39</b>	<b>104</b>	<b>143</b>	<b>21.97</b>	<b>73</b>	<b>51.05%</b>
<b>Storey County</b>							
Storey County		34	93	127		44	34.65%
<b>Storey County Total:</b>	<b>4,006</b>	<b>34</b>	<b>93</b>	<b>127</b>	<b>31.70</b>	<b>44</b>	<b>34.65%</b>
<b>Washoe County</b>							
Reno PD		1,667	7,519	9,186		1,830	19.92%
Reno-Tahoe Airport Authority		0	52	52		0	0.00%
Sparks PD		474	2,703	3,177		659	20.74%
UNR PD		9	165	174		13	7.47%
Washoe County School District PD		18	131	149		37	24.83%
Washoe County SO		175	755	930		218	23.44%
Reno Muni Court		0	0	0		0	0.00%
<b>Washoe County Total:</b>	<b>460,587</b>	<b>2,343</b>	<b>11,325</b>	<b>13,668</b>	<b>29.68</b>	<b>2,757</b>	<b>20.17%</b>
<b>White Pine County</b>							
White Pine County SO		18	84	102		29	28.43%
<b>White Pine County Total:</b>	<b>9,592</b>	<b>18</b>	<b>84</b>	<b>102</b>	<b>10.63</b>	<b>29</b>	<b>28.43%</b>

\*Statewide Agency Data (Violent Crimes: 13 Property Crimes: 48) are not included in this table.





# 2017 Index Crimes Offenses & Clearances

By County, Law Enforcement Agency & Type

2017	Murder		Rape		Robbery		Aggravated Assault		Burglary		Larceny		MV Theft		Arson	
	Offenses	Cleared	Offenses	Cleared	Offenses	Cleared	Offenses	Cleared	Offenses	Cleared	Offenses	Cleared	Offenses	Cleared	Offenses	Cleared
<b>Carson County</b>																
Carson City SO	1	1	0	0	18	14	172	127	166	71	632	222	81	21	7	3
<b>Carson County Total:</b>	<b>1</b>	<b>1</b>	<b>0</b>	<b>0</b>	<b>18</b>	<b>14</b>	<b>172</b>	<b>127</b>	<b>166</b>	<b>71</b>	<b>632</b>	<b>222</b>	<b>81</b>	<b>21</b>	<b>7</b>	<b>3</b>
<b>Churchill County</b>																
Churchill County SO	0	0	6	3	0	0	20	13	55	8	117	27	19	8	2	1
Fallon PD	1	1	2	3	1	1	19	16	9	3	271	141	13	5	1	1
<b>Churchill County Total:</b>	<b>1</b>	<b>1</b>	<b>8</b>	<b>6</b>	<b>1</b>	<b>1</b>	<b>39</b>	<b>29</b>	<b>64</b>	<b>11</b>	<b>388</b>	<b>168</b>	<b>32</b>	<b>13</b>	<b>3</b>	<b>2</b>
<b>Clark County</b>																
Boulder City PD	0	0	3	0	0	0	6	3	35	4	81	4	20	1	2	0
Clark County School District PD	0	0	27	0	38	17	179	81	221	52	856	30	39	5	37	6
College of Southern Nevada PD	0	0	0	0	0	0	0	0	3	0	29	0	2	1	0	0
Henderson PD	12	9	86	65	240	113	218	158	1,089	250	3,756	851	641	64	21	10
Las Vegas Fire Rescue	0	0	0	0	0	0	2	2	2	2	3	1	0	0	41	7
Las Vegas Metro	209	178	1,296	205	3,436	831	5,134	2,271	13,102	1,113	26,608	2,853	8,186	275	91	12
Mesquite PD	0	0	13	6	2	13	16	14	37	10	239	67	40	9	1	1
North Las Vegas FD Arson Unit	0	0	0	0	0	0	0	0	0	0	0	0	0	0	53	10
North Las Vegas PD	21	6	116	17	565	82	1,758	917	1,950	153	2,516	344	1,321	69	11	8
UNLV PD	1	1	2	0	5	1	8	1	59	1	319	8	21	2	1	0
<b>Clark County Total:</b>	<b>243</b>	<b>194</b>	<b>1,543</b>	<b>293</b>	<b>4,286</b>	<b>1,057</b>	<b>7,321</b>	<b>3,447</b>	<b>16,498</b>	<b>1,585</b>	<b>34,407</b>	<b>4,158</b>	<b>10,270</b>	<b>426</b>	<b>258</b>	<b>54</b>
<b>Douglas County</b>																
Douglas County SO	1	1	13	10	4	2	47	39	113	25	604	118	52	13	4	1
<b>Douglas County Total:</b>	<b>1</b>	<b>1</b>	<b>13</b>	<b>10</b>	<b>4</b>	<b>2</b>	<b>47</b>	<b>39</b>	<b>113</b>	<b>25</b>	<b>604</b>	<b>118</b>	<b>52</b>	<b>13</b>	<b>4</b>	<b>1</b>
<b>Elko County</b>																
Carlin PD	0	0	0	0	0	0	23	13	5	0	11	1	5	1	0	0
Elko County SO	0	0	6	1	1	1	31	14	46	2	102	13	26	3	3	0
Elko PD	2	1	21	13	11	3	47	23	192	36	414	52	59	13	0	0
West Wendover PD	1	1	8	2	2	0	16	12	39	7	88	22	14	1	0	0
<b>Elko County Total:</b>	<b>3</b>	<b>2</b>	<b>35</b>	<b>16</b>	<b>14</b>	<b>4</b>	<b>117</b>	<b>62</b>	<b>282</b>	<b>45</b>	<b>615</b>	<b>88</b>	<b>104</b>	<b>18</b>	<b>3</b>	<b>0</b>



# 2017 Index Crimes Offenses & Clearances cont...

By County, Law Enforcement Agency & Type

2017	Murder		Rape		Robbery		Aggravated Assault		Burglary		Larceny		MV Theft		Arson	
	Offenses	Cleared	Offenses	Cleared	Offenses	Cleared	Offenses	Cleared	Offenses	Cleared	Offenses	Cleared	Offenses	Cleared	Offenses	Cleared
<b>Esmeralda County</b>																
Esmeralda County SO	0	0	0	0	0	0	0	0	2	0	2	0	1	0	0	0
<b>Esmeralda County Total:</b>	<b>0</b>	<b>0</b>	<b>0</b>	<b>0</b>	<b>0</b>	<b>0</b>	<b>0</b>	<b>0</b>	<b>2</b>	<b>0</b>	<b>2</b>	<b>0</b>	<b>1</b>	<b>0</b>	<b>0</b>	<b>0</b>
<b>Eureka County</b>																
Eureka County SO	0	0	1	0	0	0	5	5	6	0	14	2	4	2	1	0
<b>Eureka County Total:</b>	<b>0</b>	<b>0</b>	<b>1</b>	<b>0</b>	<b>0</b>	<b>0</b>	<b>5</b>	<b>5</b>	<b>6</b>	<b>0</b>	<b>14</b>	<b>2</b>	<b>4</b>	<b>2</b>	<b>1</b>	<b>0</b>
<b>Humboldt County</b>																
Humboldt County SO	0	0	1	0	0	0	14	10	37	16	22	9	10	9	2	2
Humboldt County SD PD	0	0	0	0	0	0	0	0	0	0	0	0	0	0	0	0
Winnemucca PD	1	0	10	7	3	3	27	20	53	31	95	60	15	9	1	0
<b>Humboldt County Total:</b>	<b>1</b>	<b>0</b>	<b>11</b>	<b>7</b>	<b>3</b>	<b>3</b>	<b>41</b>	<b>30</b>	<b>90</b>	<b>47</b>	<b>117</b>	<b>69</b>	<b>25</b>	<b>18</b>	<b>3</b>	<b>2</b>
<b>Lander County</b>																
Lander County SO	3	0	12	2	1	0	24	23	57	30	45	32	10	7	1	
Lander County SO	0	0	5	1	0	0	44	40	54	24	33	20	12	7	3	3
<b>Lander County Total:</b>	<b>0</b>	<b>0</b>	<b>5</b>	<b>1</b>	<b>0</b>	<b>0</b>	<b>44</b>	<b>40</b>	<b>54</b>	<b>24</b>	<b>33</b>	<b>20</b>	<b>12</b>	<b>7</b>	<b>3</b>	<b>3</b>
<b>Lincoln County</b>																
Lincoln County SO	0	0	0	0	0	0	5	4	7	4	43	14	6	4	0	0
<b>Lincoln County Total:</b>	<b>0</b>	<b>0</b>	<b>0</b>	<b>0</b>	<b>0</b>	<b>0</b>	<b>5</b>	<b>4</b>	<b>7</b>	<b>4</b>	<b>43</b>	<b>14</b>	<b>6</b>	<b>4</b>	<b>0</b>	<b>0</b>
<b>Lyon County</b>																
Lyon County SO	4	5	21	4	3	1	101	63	152	50	370	88	48	16	11	3
Yerington PD	0	0	2	0	0	0	2	2	4	0	9	1	3	0	0	0
<b>Lyon County Total:</b>	<b>4</b>	<b>5</b>	<b>23</b>	<b>4</b>	<b>3</b>	<b>1</b>	<b>103</b>	<b>65</b>	<b>156</b>	<b>50</b>	<b>379</b>	<b>89</b>	<b>51</b>	<b>16</b>	<b>11</b>	<b>3</b>
<b>Mineral County</b>																
Mineral County SO	0	0	2	0	0	0	0	0	13	6	39	16	10	1	0	0
<b>Mineral County Total:</b>	<b>0</b>	<b>0</b>	<b>2</b>	<b>0</b>	<b>0</b>	<b>0</b>	<b>0</b>	<b>0</b>	<b>13</b>	<b>6</b>	<b>39</b>	<b>16</b>	<b>10</b>	<b>1</b>	<b>0</b>	<b>0</b>
<b>Nye County</b>																
Nye County	3	1	9	2	8	3	41	18	299	12	367	16	122	8	18	5
<b>Nye County Total:</b>	<b>3</b>	<b>1</b>	<b>9</b>	<b>2</b>	<b>8</b>	<b>3</b>	<b>41</b>	<b>18</b>	<b>299</b>	<b>12</b>	<b>367</b>	<b>16</b>	<b>122</b>	<b>8</b>	<b>18</b>	<b>5</b>



# 2017 Index Crimes & Clearances cont..

By County, Law Enforcement Agency & Type

2017	Murder		Rape		Robbery		Aggravated Assault		Burglary		Larceny		MV Theft		Arson	
	Offenses	Cleared	Offenses	Cleared	Offenses	Cleared	Offenses	Cleared	Offenses	Cleared	Offenses	Cleared	Offenses	Cleared	Offenses	Cleared
<b>Pershing County</b>																
Pershing County SO	0	0	5	2	0	0	20	17	19	4	29	7	4	2	0	0
Lovelock PD	0	0	1	1	0	0	13	10	20	9	29	19	3	2	0	0
<b>Pershing County Total:</b>	<b>0</b>	<b>0</b>	<b>6</b>	<b>3</b>	<b>0</b>	<b>0</b>	<b>33</b>	<b>27</b>	<b>39</b>	<b>13</b>	<b>58</b>	<b>26</b>	<b>7</b>	<b>4</b>	<b>0</b>	<b>0</b>
<b>Storey County</b>																
Storey County	0	0	0	0	0	0	34	18	27	3	55	18	11	5	0	0
<b>Storey County Total:</b>	<b>0</b>	<b>0</b>	<b>0</b>	<b>0</b>	<b>0</b>	<b>0</b>	<b>34</b>	<b>18</b>	<b>27</b>	<b>3</b>	<b>55</b>	<b>18</b>	<b>11</b>	<b>5</b>	<b>0</b>	<b>0</b>
<b>Washoe County</b>																
Reno PD	15	10	119	41	385	126	1,148	463	1,284	232	4,799	821	1,419	131	17	6
Reno-Tahoe Airport Authority	0	0	0	0	0	0	0	0	6	0	37	0	9	0	0	0
Sparks PD	2	1	54	5	105	49	313	173	591	136	1,684	258	417	34	11	3
UNR PD	0	0	4	2	1	0	4	4	26	0	134	6	5	1	0	0
Washoe County SD PD	0	0	0	0	2	2	16	12	27	5	102	16	0	0	2	2
Washoe County SO	0	0	26	7	12	8	137	100	173	30	461	47	116	24	5	2
Reno Muni Court	0	0	0	0	0	0	0	0	0	0	0	0	0	0	0	0
<b>Washoe County Total:</b>	<b>17</b>	<b>11</b>	<b>203</b>	<b>55</b>	<b>505</b>	<b>185</b>	<b>1,618</b>	<b>752</b>	<b>2,107</b>	<b>403</b>	<b>7,217</b>	<b>1,148</b>	<b>1,966</b>	<b>190</b>	<b>35</b>	<b>13</b>
<b>White Pine County</b>																
White Pine County	0	0	6	1	2	0	10	6	39	12	31	5	13	4	1	1
<b>White Pine County Total:</b>	<b>0</b>	<b>0</b>	<b>6</b>	<b>1</b>	<b>2</b>	<b>0</b>	<b>10</b>	<b>6</b>	<b>39</b>	<b>12</b>	<b>31</b>	<b>5</b>	<b>13</b>	<b>4</b>	<b>1</b>	<b>1</b>
<b>Statewide Agencies</b>																
NDI	0	0	0	0	0	0	0	0	0	0	0	0	0	0	0	0
NHP-Southern Command	2	1	0	0	0	0	1	1	0	0	2	3	13	13	0	0
NHP - Northeastern Command	0	0	0	0	0	0	0	0	0	0	0	1	1	0	0	0
NHP - Northwestern Command	0	0	0	0	0	0	3	3	0	0	0	0	0	0	0	0
Capitol Police	0	0	0	0	0	0	7	1	9	1	17	1	3	0	0	0
Fire Marshal	0	0	0	0	0	0	0	0	0	0	0	0	0	0	3	3
Secretary of State	0	0	0	0	0	0	0	0	0	0	0	0	0	0	0	0
Nevada Attorney General	0	0	0	0	0	0	0	0	0	0	0	0	0	0	0	0
<b>Statewide Agencies Total:</b>	<b>2</b>	<b>1</b>	<b>0</b>	<b>0</b>	<b>0</b>	<b>0</b>	<b>11</b>	<b>5</b>	<b>9</b>	<b>1</b>	<b>19</b>	<b>5</b>	<b>17</b>	<b>13</b>	<b>3</b>	<b>3</b>
<b>State Total</b>	<b>276</b>	<b>217</b>	<b>1,865</b>	<b>398</b>	<b>4,844</b>	<b>1,270</b>	<b>9,641</b>	<b>4,674</b>	<b>19,971</b>	<b>2,312</b>	<b>45,020</b>	<b>6,182</b>	<b>12,784</b>	<b>763</b>	<b>350</b>	<b>90</b>



# 2017 Index Crime Offenses & Clearances

By Quarter

## Index Crimes and Clearances by Quarter for Calendar Year 2017

INDEX CRIMES		Violent Crimes				Property Crimes				Total	Total Violent Crimes	Total Property Crimes	Violent Crimes Cleared	Property Crimes Cleared
		Murder	Rape	Robbery	Aggravated Assault	Burglary	Larceny	Motor Vehicle Theft	Arson					
Quarter 1	Offenses	52	409	1,146	2,247	4,791	10,805	2,917	87	22,454	3,854	18,600	36.90%	13.12%
	Clearances	41	100	289	992	662	1,577	181	21	3,863	1,422	2,441		
Quarter 2	Offenses	53	490	1,170	2,529	5,057	10,664	3,214	101	23,278	4,242	19,036	38.14%	12.04%
	Clearances	45	88	309	1,176	566	1,494	201	31	3,910	1,618	2,292		
Quarter 3	Offenses	39	503	1,356	2,485	5,106	11,504	3,150	89	24,232	4,383	19,849	41.96%	11.06%
	Clearances	33	106	335	1,365	537	1,447	194	17	4,034	1,839	2,195		
Quarter 4	Offenses	132	463	1,172	2,380	5,017	12,047	3,503	73	24,787	4,147	20,640	40.51%	11.72%
	Clearances	98	104	337	1,141	547	1,664	187	21	4,099	1,680	2,419		
Total	Offenses	276	1,865	4,844	9,641	19,971	45,020	12,784	350	94,751	16,626	78,125	39.45%	11.96%
	Clearances	217	398	1,270	4,674	2,312	6,182	763	90	15,906	6,559	9,347		
Crime Rate per 1,000 population		0.09	0.62	1.62	3.22	6.66	15.02	4.26	0.12	31.60	5.55	26.06		



# 2017 Index Crime Offenses & Clearances

By County & Quarter

Counties	Quarter 1		Quarter 2		Quarter 3		Quarter 4		YTD Total	% of Crimes
	Offenses	Clearances	Offenses	Clearances	Offenses	Clearances	Offenses	Clearances		
Carson County	268	122	236	112	279	105	294	120	1,077	1.14%
Churchill County	131	54	132	53	148	75	125	49	536	0.57%
Clark County	17,801	2,600	18,462	2,774	18,804	2,857	19,759	2,983	74,826	78.97%
Douglas County	200	50	212	53	229	41	197	65	838	0.88%
Elko County	291	70	313	64	323	56	246	45	1,173	1.24%
Esmeralda County	0	0	3	0	2	0	0	0	5	0.01%
Eureka County	5	1	10	2	9	5	7	1	31	0.03%
Humboldt County	78	59	77	52	78	39	58	26	291	0.31%
Lander County	50	31	37	18	31	18	33	28	151	0.16%
Lincoln County	6	5	18	8	19	2	18	11	61	0.06%
Lyon County	173	58	184	59	207	67	166	49	730	0.77%
Mineral County	10	9	8	1	8	0	38	13	64	0.07%
Nye County	222	16	202	8	236	25	207	16	867	0.92%
Pershing County	33	10	25	18	57	25	28	20	143	0.15%
Statewide Agencies	12	5	19	12	17	4	13	7	61	0.06%
Storey County	18	3	37	14	38	13	34	14	127	0.13%
Washoe County	3,144	770	3,283	661	3,709	684	3,532	642	13,668	14.43%
White Pine County	12	0	20	1	38	18	32	10	102	0.11%
<b>COUNTY TOTALS:</b>	<b>22,454</b>	<b>3,863</b>	<b>23,278</b>	<b>3,910</b>	<b>24,232</b>	<b>4,034</b>	<b>24,787</b>	<b>4,099</b>	<b>94,751</b>	

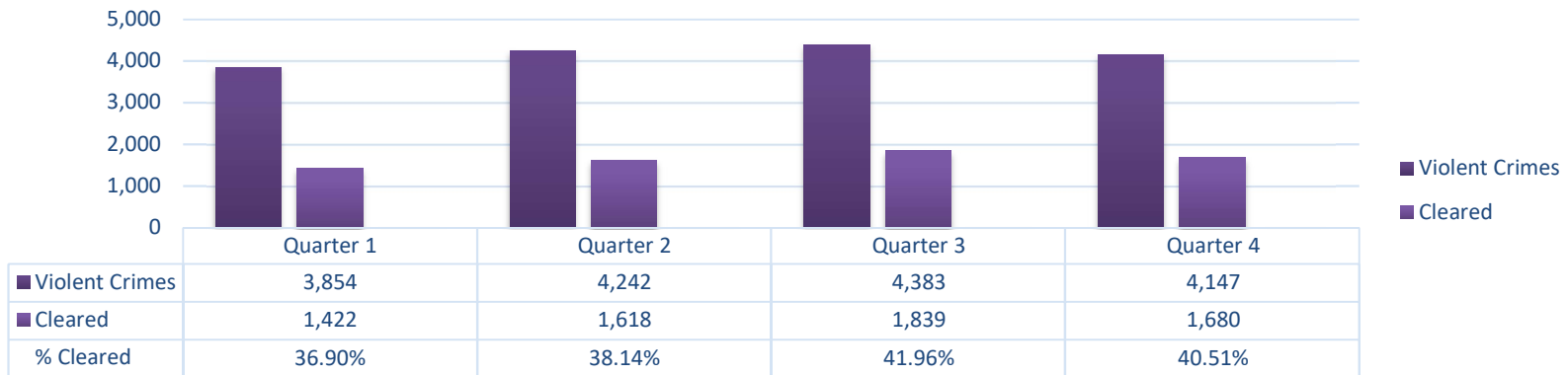


# 2017 Index Crime Offenses & Clearances

By Type & Quarter

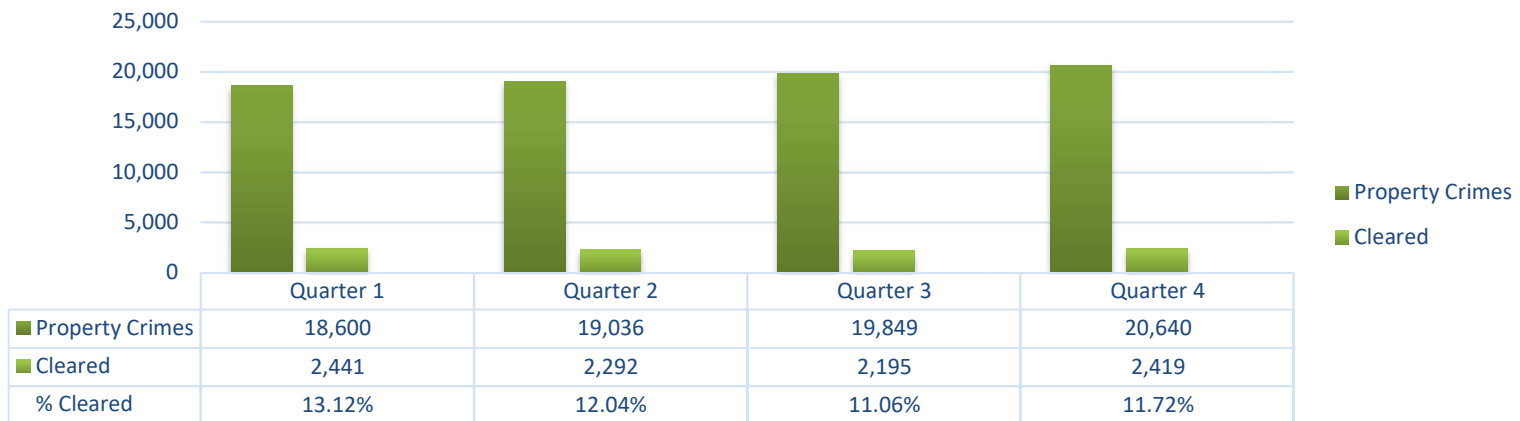
## Violent Crimes & Clearances

by Quarter



## Property Crimes & Clearances

by Quarter





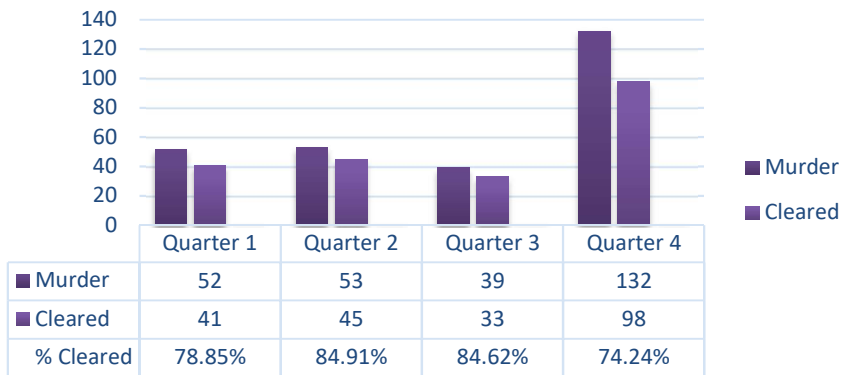


# 2017 Index Crimes & Clearances

By Type of Violent Crime & Quarter

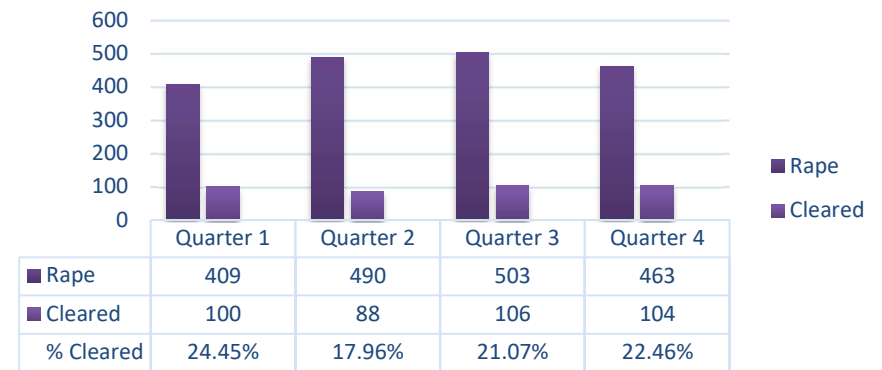
## Murder Crimes & Clearances

by Quarter



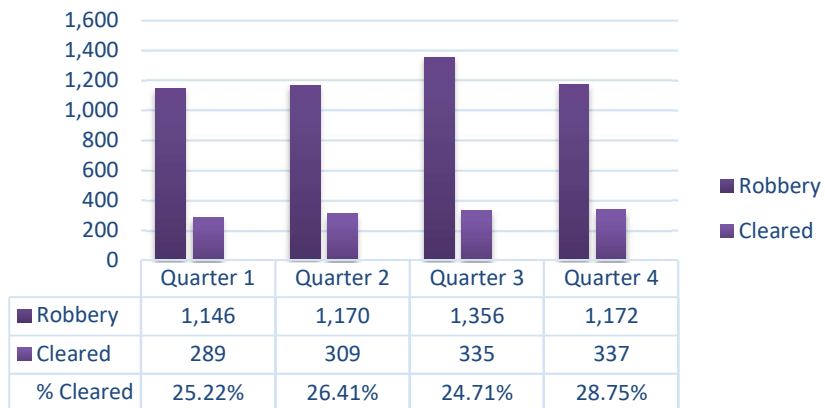
## Rape Crimes & Clearances

by Quarter



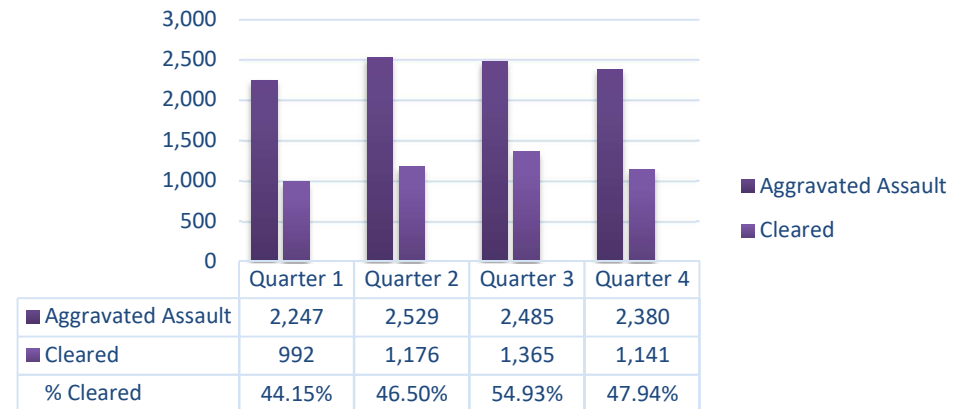
## Robbery Crimes & Clearances

by Quarter



## Aggravated Assault Crimes & Clearances

by Quarter

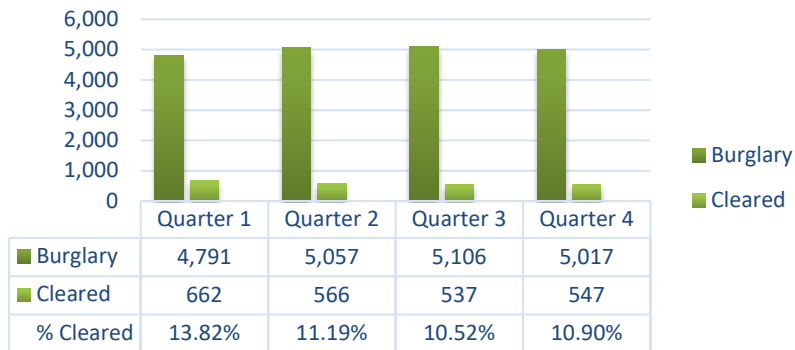




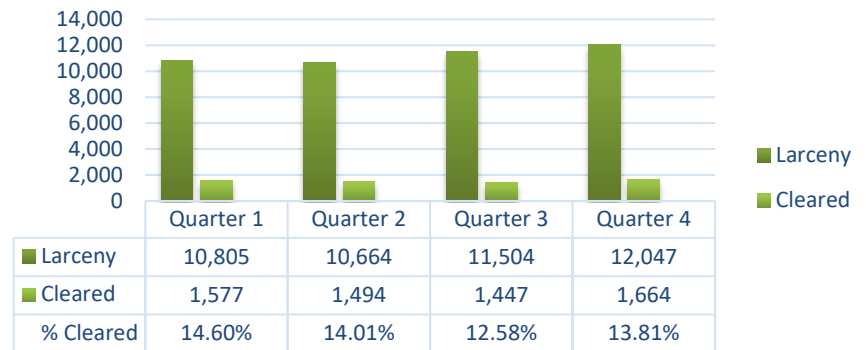
# 2017 Property Crime Offenses & Clearances

By Type of Property Crime & Quarter

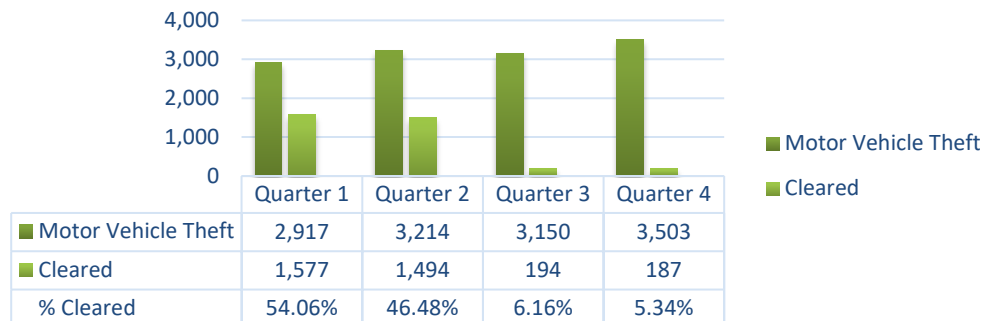
## Burglary Crimes & Clearances by Quarter



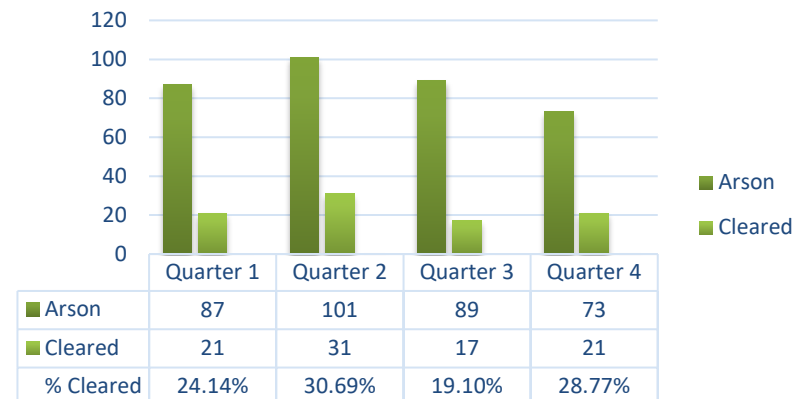
## Larceny Crimes & Clearances by Quarter



## Motor Vehicle Theft Crimes & Clearances by Quarter



## Arson Crimes & Clearances by Quarter

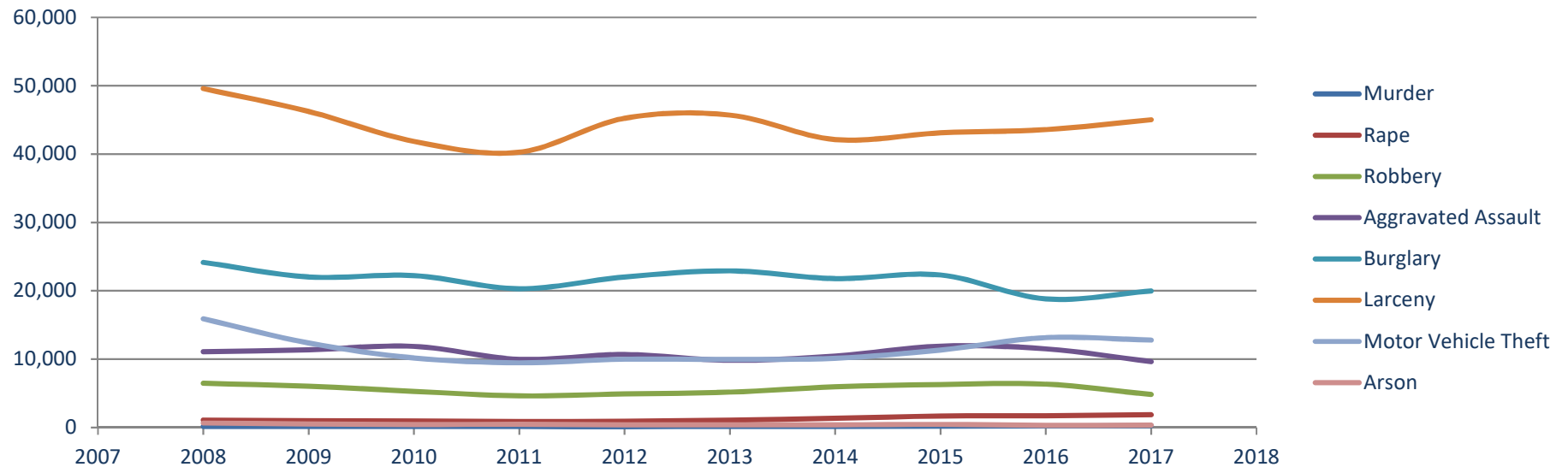




# Nevada Index Crime Offenses & Crime Rates

10-yr Comparison: 2008 - 2017

	Murder	Rape	Robbery	Aggravated Assault	Burglary	Larceny	Motor Vehicle Theft	Arson	Total Index Offenses	Crime Rate / 1,000 Pop
2008	168	1,102	6,473	11,097	24,156	49,575	15,904	656	109,131	39.20
2009	170	1,014	6,045	11,365	22,029	46,236	12,367	529	99,755	35.83
2010	161	956	5,296	11,872	22,223	41,856	10,179	452	92,995	33.41
2011	151	895	4,635	9,981	20,309	40,265	9,470	466	86,172	30.96
2012	118	923	4,913	10,679	22,025	45,237	9,991	408	94,294	34.18
2013	159	1,081	5,179	9,822	22,913	45,702	9,967	397	95,220	33.15
2014	168	1,351	5,951	10,466	21,787	42,122	10,128	403	92,376	32.49
2015	178	1,686	6,287	11,906	22,315	43,104	11,336	457	97,269	33.94
2016	222	1,725	6,343	11,511	18,814	43,574	13,153	333	95,675	32.54
2017	276	1,865	4,844	9,641	19,971	45,020	12,784	350	94,751	31.60





# 2017 Violent Crime Statistics

**One Violent Crime Every 31 Minutes, 36 Seconds**

	Offenses	% of Index Crimes	% Change from 2016	Crime Rate / 1,000 Pop	Cleared	% Cleared
<b>INDEX CRIMES</b>	94,751		-0.97%	31.60	15,906	16.79%
<b>Violent Crimes</b>	16,626	17.55%	-16.03%	5.55	6,559	39.45%

## VIOLENT CRIMES

<b>Murder</b>	276	0.29%	24.32%	0.09	217	78.62%
<b>Rape</b>	1,865	1.97%	8.12%	0.62	398	21.34%
<b>Robbery</b>	4,844	5.11%	-23.63%	1.62	1,270	26.22%
<b>Aggravated Assault</b>	9,641	10.18%	-16.25%	3.22	4,674	48.48%





# Violent Crimes in Nevada

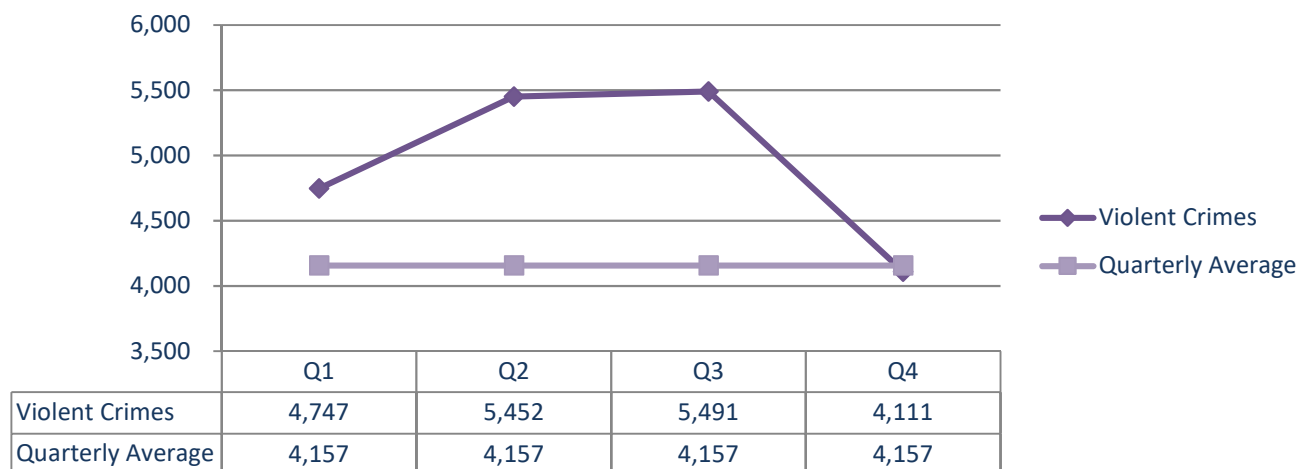
5-yr Comparison: 2013 – 2017 & By Quarter vs Quarterly Average

Crimes of violence involve the element of personal confrontation between the perpetrator and victim and entail the threat or use of violence. By their very nature, violent crimes (murder, rape, robbery, aggravated assault and human trafficking) are considered more serious than property crimes. The total number indicates only the number of incidents reported to enforcement and does not reflect the number of criminals who committed them or the number of injuries inflicted.

Violent Crime	2013	% change from 2012	2014	% change from 2013	2015	% change from 2014	2016	% change from 2015	2017	% change from 2016
Murder	159	34.7%	168	5.7%	178	6.0%	222	24.7%	276	24.3%
Rape	1,081	17.1%	1,351	25.0%	1,686	24.8%	1,725	2.3%	1,865	8.1%
Robbery	5,179	5.4%	5,951	14.9%	6,287	5.6%	6,343	0.9%	4,844	-23.6%
Aggravated Assault	9,822	-8.0%	10,466	6.6%	11,906	13.8%	11,511	-3.3%	9,641	-16.2%
<b>Total</b>	<b>16,241</b>	<b>-2.36%</b>	<b>17,936</b>	<b>10.44%</b>	<b>20,057</b>	<b>11.83%</b>	<b>19,801</b>	<b>-1.28%</b>	<b>16,626</b>	<b>-16.03%</b>

## Violent Crimes

by Quarter & Quarterly Average





# 2017 Property Crime Statistics

**One Property Crime Every 6 Minutes, 43 Seconds**

	Offenses	% of Index Crimes	% Change from 2016	Crime Rate / 1,000 Pop	Cleared	% Cleared
<b>INDEX CRIMES</b>	94,751		-0.97%	31.60	15,906	16.79%
<b>Property Crimes</b>	78,125	82.45%	2.97%	5.55	9,347	11.96%

## PROPERTY CRIMES

<b>Burglary</b>	19,971	21.08%	6.15%	6.66	2,312	11.58%
<b>Larceny</b>	45,020	47.51%	3.32%	15.02	6,182	13.73%
<b>Motor Vehicle Theft</b>	12,784	13.49%	-2.81%	4.26	763	5.97%
<b>Arson</b>	350	0.37%	5.11%	0.12	90	25.71%







# Property Crimes in Nevada

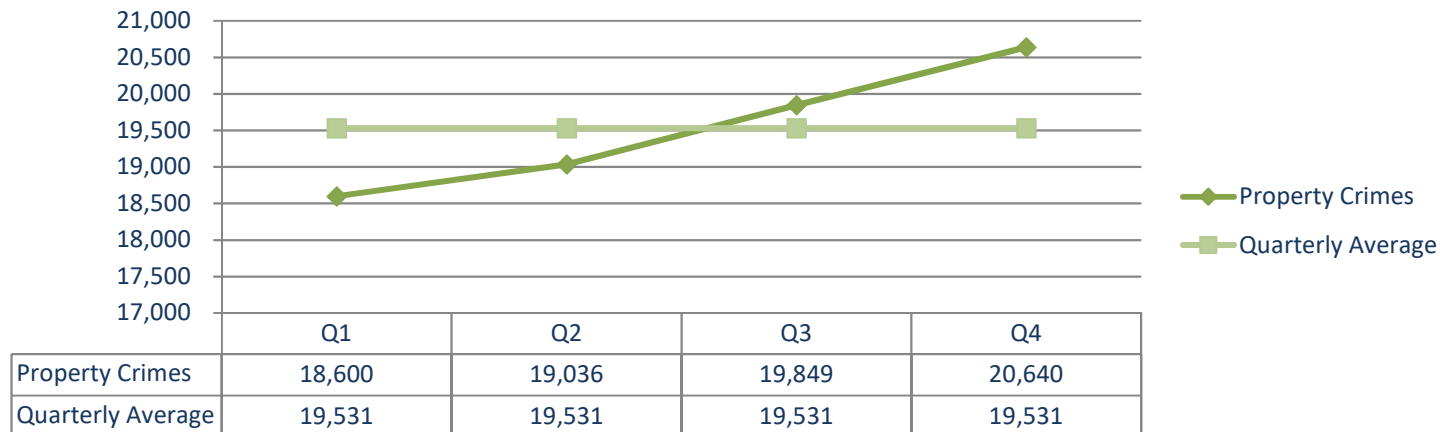
5-yr Comparison: 2013 – 2017 & By Quarter vs Quarterly Average

Crimes of violence involve the element of personal confrontation between the perpetrator and victim and entail the threat or use of violence. By their very nature, violent crimes (murder, rape, robbery, aggravated assault and human trafficking) are considered more serious than property crimes. The total number indicates only the number of incidents reported to enforcement and does not reflect the number of criminals who committed them or the number of injuries inflicted.

Property Crime	2012	% change from 2011	2013	% change from 2012	2014	% change from 2013	2015	% change from 2014	2017	% change from 2016
Burglary	22,913	4.03%	21,787	-4.91%	22,315	2.42%	18,814	-15.69%	19,971	6.15%
Larceny	45,702	1.03%	42,122	-7.83%	43,104	2.33%	43,574	1.09%	45,020	3.32%
MV Theft	9,967	-0.24%	10,128	1.62%	11,336	11.93%	13,153	16.03%	12,784	-2.81%
Arson	397	-2.70%	403	1.51%	457	13.40%	333	-27.13%	350	5.11%
<b>Total</b>	<b>78,979</b>	<b>1.70%</b>	<b>74,440</b>	<b>-5.75%</b>	<b>77,212</b>	<b>3.72%</b>	<b>75,874</b>	<b>-1.73%</b>	<b>78,125</b>	<b>2.97%</b>

## Property Crimes

by Quarter & Quarterly Average





# Index Crime & Clearance Rates: Nevada vs National

## 5-yr comparison: 2013 - 2017

### Index Crime Rates

Per 1,000 Population

Nevada	Violent Crimes					Property Crimes			
	Murder	Rape	Robbery	Aggravated Assault	Burglary	Larceny	Motor Vehicle Theft	Arson	Total
2013	0.06	0.39	1.86	3.52	8.22	16.40	3.58	0.14	34.17
2014	0.06	0.48	2.10	3.69	7.69	14.87	3.57	0.14	32.61
2015	0.06	0.58	2.17	4.12	7.72	14.91	3.92	0.16	33.65
2016	0.08	0.59	2.16	3.92	6.40	14.82	4.47	0.11	32.54
2017	0.09	0.62	1.62	3.22	6.66	15.02	4.26	0.12	31.60

### National

2013	0.05	0.62	1.09	2.29	6.10	18.99	2.21	0.16	31.13
2014	0.05	0.63	1.02	2.33	5.43	18.37	2.16	0.14	30.13
2015	0.05	0.39	1.02	2.38	4.91	17.80	2.20	0.14	28.89
2016	0.05	0.40	1.05	2.53	4.74	17.66	2.35	0.14	28.93
2017	0.39	0.97	2.46	0.00	16.79	2.45	0.14	0.00	23.20

### Crime Clearance Percentages

Percentage of Index Crimes

Nevada	Violent Crimes					Property Crimes			
	Murder	Rape	Robbery	Aggravated Assault	Burglary	Larceny	Motor Vehicle Theft	Arson	Total
2013	74.21%	23.96%	27.63%	49.55%	10.26%	24.26%	8.23%	32.24%	22.10%
2014	74.40%	23.61%	26.15%	49.06%	9.36%	22.21%	8.11%	27.30%	21.07%
2015	71.35%	18.09%	23.02%	42.31%	8.09%	19.04%	6.02%	30.85%	18.25%
2016	63.96%	16.58%	22.13%	42.52%	8.58%	15.29%	6.26%	25.53%	16.63%
2017	78.62%	21.34%	26.22%	48.48%	11.58%	13.73%	5.97%	25.71%	19.63%

### National

2013	64.10%	40.30%	29.40%	57.70%	13.10%	22.40%	14.20%	20.70%	23.06%
2014	64.50%	49.71%	29.60%	56.30%	13.60%	23.00%	12.80%	21.80%	19.56%
2015	61.50%	37.80%	29.30%	54.00%	12.90%	21.90%	13.10%	20.40%	23.00%
2016	68.34%	18.09%	29.72%	47.82%	13.68%	18.62%	11.25%	32.56%	20.38%
2017	n/a	n/a	n/a	n/a	n/a	n/a	n/a	n/a	n/a

<sup>1</sup> Data calculated using 2016 Crime in the US Preliminary percentage change estimates

<sup>2</sup> National clearance rates were not available at time of publishing



# Index Crime Rates: Nevada, Western and National

5-yr Comparison: 2013 - 2017

2013	Murder	Rape	Robbery	Aggravated Assault	Burglary	Larceny	Motor Vehicle Theft	Arson	Total
NV	0.06	0.39	1.86	3.52	8.22	16.40	3.58	0.14	34.17
Western	0.04	0.30	1.12	2.26	6.25	18.82	3.61	0.19	32.57
National	0.05	0.25	1.09	2.29	6.10	18.99	2.21	0.16	31.13

## 2014

NV	0.06	0.48	2.10	3.69	7.69	14.87	3.57	0.14	32.61
Western	0.04	0.67	1.03	2.27	5.54	18.16	3.40	0.14	31.25
National	0.05	0.63	1.02	2.33	5.43	18.37	2.16	0.14	30.13

## 2015

NV	0.06	0.58	2.17	4.12	7.72	14.91	3.92	0.16	33.65
Western	0.04	0.39	0.28	2.27	5.56	18.25	3.43	0.11	30.33
National	0.05	0.39	1.02	2.38	4.91	17.80	2.20	0.14	28.89

## 2016

NV	0.08	0.59	2.16	3.92	6.40	14.82	4.47	0.11	32.54
Western*	0.04	0.43	1.13	2.58	5.05	18.59	4.03	0.14	31.99
National**	0.05	0.40	1.00	2.49	4.69	17.45	2.37	0.15	28.59

## 2017

NV	0.09	0.62	1.62	3.22	6.66	15.02	4.26	0.12	31.60
Western*	0.04	0.44	1.13	2.52	4.73	17.91	4.04	0.14	30.96
National**	0.05	0.39	0.97	2.46	4.37	16.79	2.45	0.14	27.62

\*2017 Western and National data calculated using 2017 Crime in the US Preliminary percentage change estimates

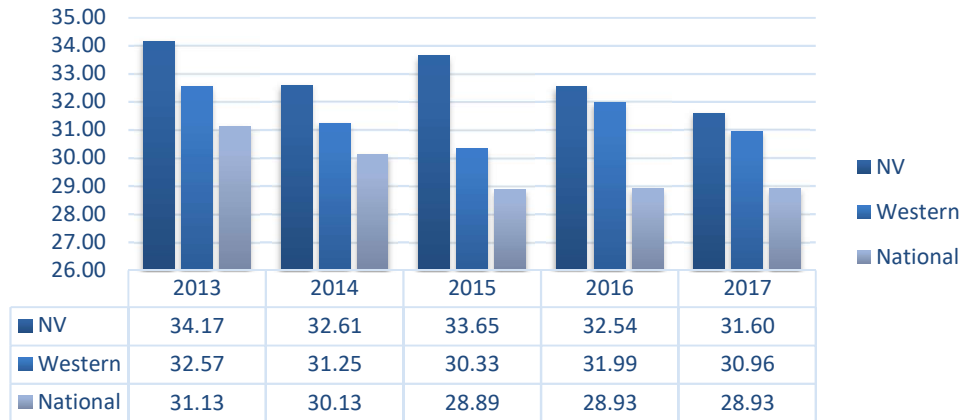


# Index Crime Rates: Nevada, Western and National

## 5-yr Comparison: 2013 - 2017

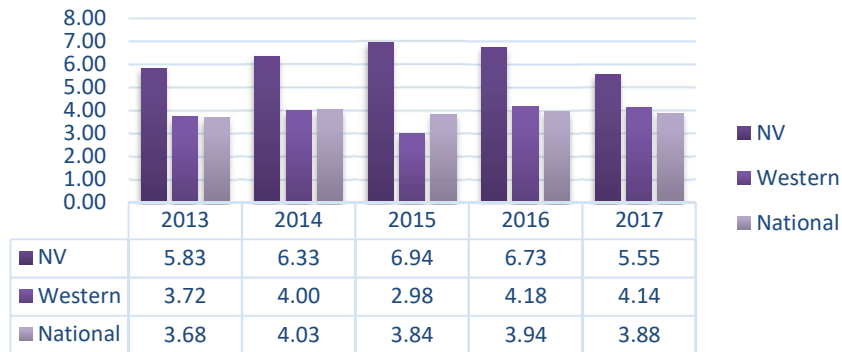
### Index Crimes

#### Nevada, Western & National Comparison



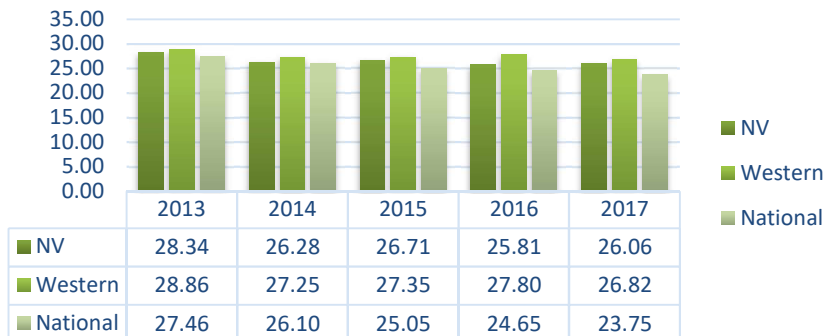
### Violent Crimes

#### Nevada, Western & National Comparison



### Property Crimes

#### Nevada, Western & National Comparison



\*2017 Western and National data calculated using 2017 Crime in the US Preliminary percentage change estimates

THIS PAGE WAS LEFT INTENTIONALLY BLANK



# Murder Offenses





# 2017 Murder Statistics

**One Murder Every 1 Day, 7 Hours, 44 Minutes, 20 Seconds**

	Offenses	% of Index Crimes	% Change from 2016	Crime Rate / 1,000 Pop	Cleared	% Cleared
<b>INDEX CRIMES</b>	94,751		-0.97%	31.60	15,906	16.79%
<b>Violent Crimes</b>	16,626	17.55%	-16.03%	5.55	6,559	39.45%
<b>Murder</b>	276	0.29%	24.32%	0.09	217	78.62%

## Most Prevalent Circumstances

	Number	% of Total
Unknown	219	70.19%
Other Arguments	28	8.97%
<b>Total Circumstances Reported</b>	312	

## Most Probable Victim Relationship to Offender

	Number	% of Total
Unknown	128	41.03%
Stranger	87	27.88%
<b>Total Relationships Reported</b>	312	

*\* It is possible to have more than one type of relationship between victim and offender*

## Most Probable Age and Gender of Victim

	Number	% of Total
Male Victim, 15 - 24 years of age	51	25.37%
Female Victim, 25 - 34 years of age	9	10.84%
<b>Total Male Victims Reported</b>	201	
<b>Total Female Victims Reported</b>	83	

*\* It is possible to have more than one victim for each occurrence; additionally there are 4 victims ages that are unknown*

## Most Probable Age and Gender of Offender

	Number	% of Total
Male Offender, 55-64 years of age	69	29.49%
Female Offender, 25-34 years of age	9	36.00%
<b>Total Male Offenders Reported</b>	234	
<b>Total Female Offenders Reported</b>	25	

*\* The total arrests cleared may not match the arrested data by gender, race, and ethnicity due to limitations in the way the data are collected and reported; additionally there are 62 offender ages that are unknown*

## Most Used Weapon

	Number	% of Total
Firearm	160	56.74%
Knife, Cutting Device	33	11.70%
<b>Total Weapons Reported</b>	312	

*\* It is possible to have more than one weapon used for each occurrence*



# About Murder

Murder and non-negligent manslaughter are defined by the FBI Uniform Crime Reporting program as the willful (non-negligent) killing of one human being by another. This includes any death caused by injuries received in a fight, argument, quarrel, assault, or commission of a crime. The UCR Program does not include the following situations in this offense classification: deaths caused by negligence, suicide, or accident; justifiable homicides; and attempts to murder or assaults to murder, which are classified as aggravated assaults.<sup>18</sup>

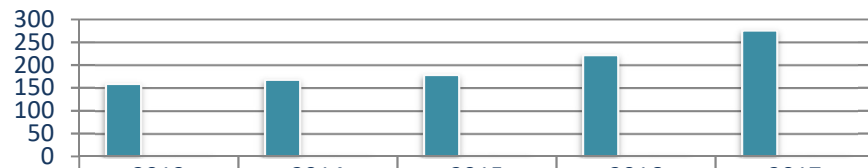


# Murders in Nevada

5- yr Comparison: 2013 – 2017, By Monthly vs Monthly Average, Clearances By Quarter

## Murders

5-yr Comparison: 2013 - 2017

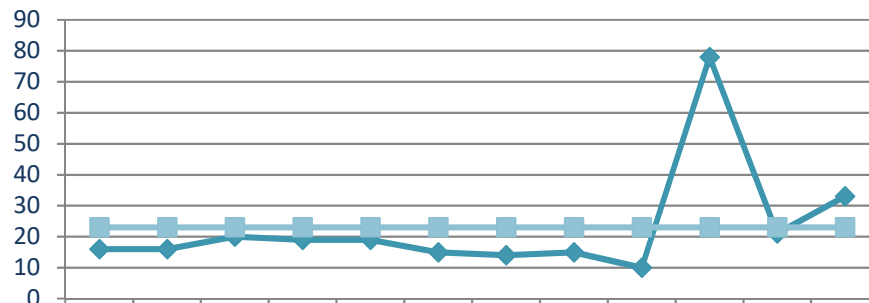


Murder Offenses	2013	2014	2015	2016	2017
% Change from prior year	34.75%	5.66%	5.95%	24.72%	24.32%
Crime Rate per 1,000 Pop	0.06	0.06	0.06	0.08	0.09

■ Murder Offenses

## 2017 Murder Offenses

By Month & Monthly Average



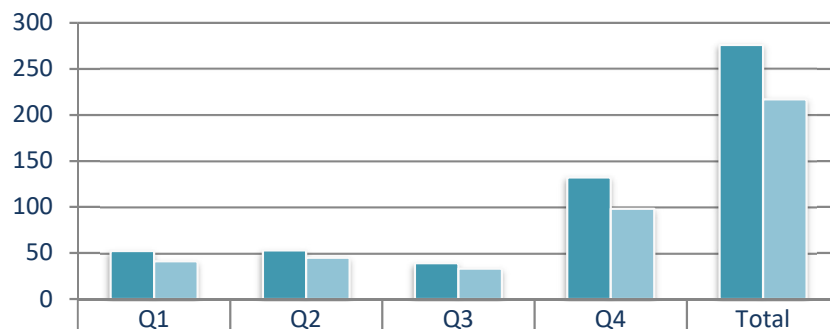
◆ Murder Offenses

■ Monthly Average

	Jan	Feb	Mar	Apr	May	Jun	Jul	Aug	Sep	Oct	Nov	Dec
Murder Offenses	16	16	20	19	19	15	14	15	10	78	21	33
Monthly Average	23	23	23	23	23	23	23	23	23	23	23	23

## 2017 Murders & Clearances

by Quarter



■ Offenses

■ Clearances

Offenses	Q1	Q2	Q3	Q4	Total
Clearances	41	45	33	98	217

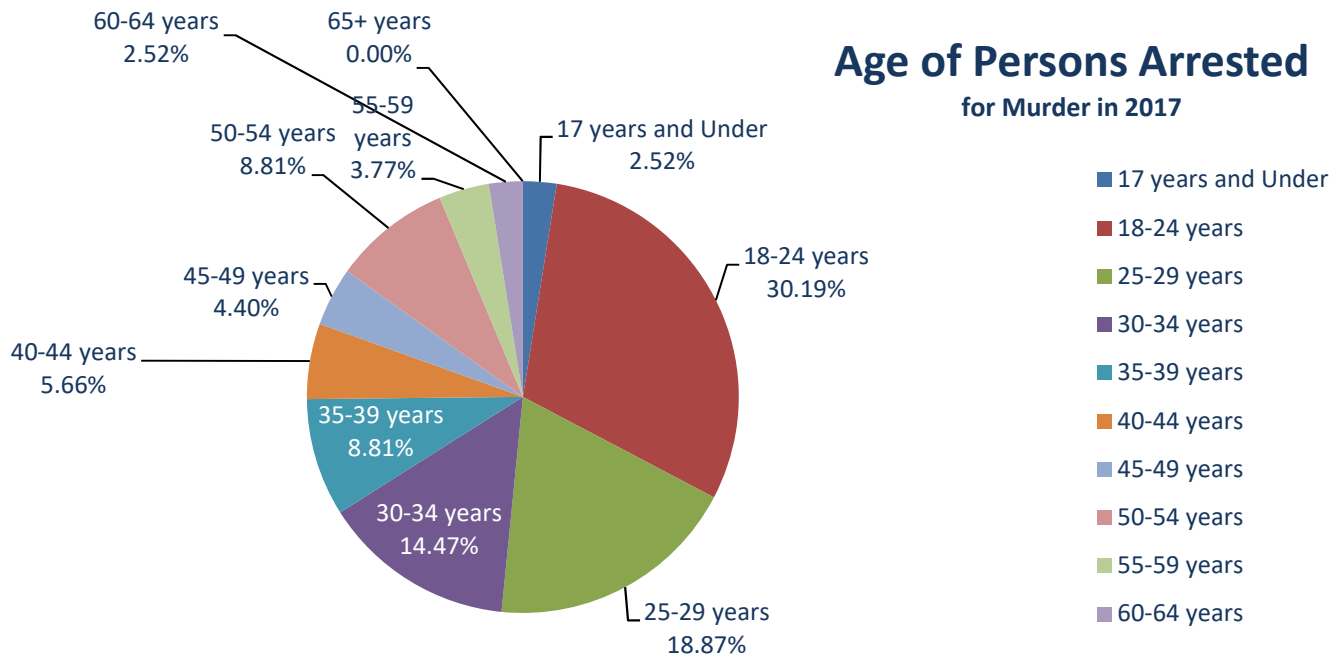


# Murder Offenses: Arrested Profile

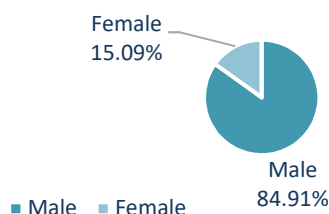
## By Age and Gender

AGE	2017	% of 2017 Total
17 years and Under	4	2.52%
18-24 years	48	30.19%
25-29 years	30	18.87%
30-34 years	23	14.47%
35-39 years	14	8.81%
40-44 years	9	5.66%
45-49 years	7	4.40%
50-54 years	14	8.81%
55-59 years	6	3.77%
60-64 years	4	2.52%
65+ years	0	0.00%
<b>Total</b>	<b>159</b>	

Male	Female
4	0
45	3
22	8
19	4
13	1
8	1
6	1
10	4
5	1
3	1
0	0
<b>135</b>	<b>24</b>



### Gender for Persons Arrested for Murder in 2017

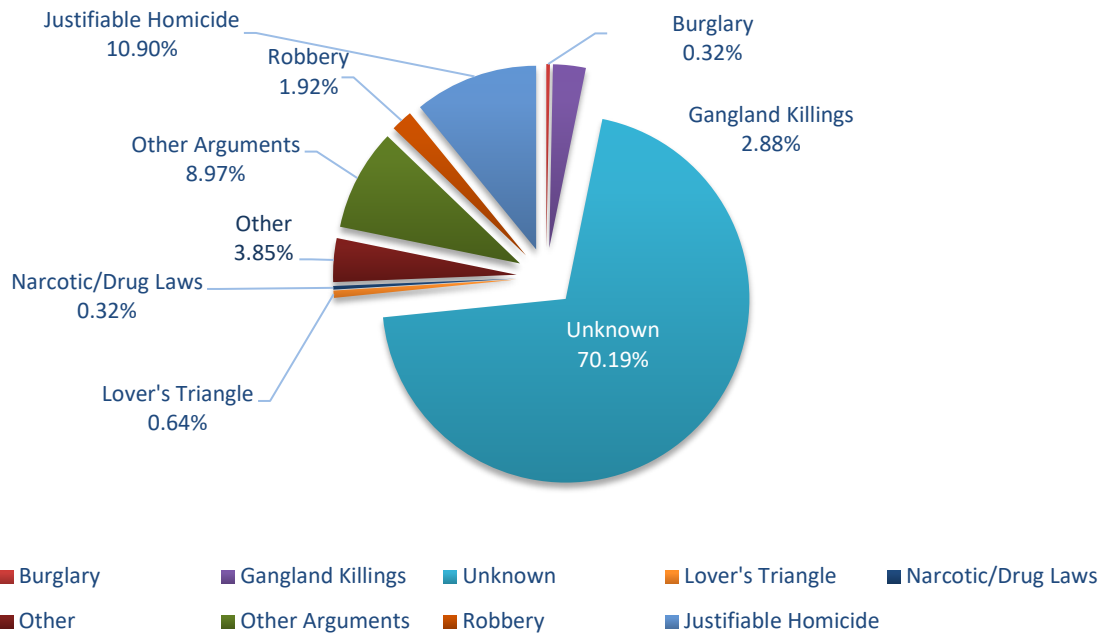




# 2017 Murder Circumstances

Circumstances	Number of Offenses	% Change from 2016
Brawl Due to the Influence of Alcohol	0	0.00%
Burglary	1	0.32%
Gambling Related	0	0.00%
Gangland Killings	9	2.88%
Unknown	219	70.19%
Lover's Triangle	2	0.64%
Narcotic/Drug Laws	1	0.32%
Other	12	3.85%
Other Arguments	28	8.97%
Sex Offenses	0	0.00%
Rape	0	0.00%
Robbery	6	1.92%
Justifiable Homicide	34	10.90%

**Total 312**



\*Due to the unlimited set of possible circumstances surrounding homicides, it is difficult to provide clear-cut or precise statistical categories for all. To achieve uniformity, the number of circumstance categories has been kept to a minimum. Caution is suggested in drawing generalizations from the data without more deliberate analysis. This table makes no attempt to analyze the motives of offenders, but rather to display general circumstances surrounding events. Also note that it is possible to have more than one victim/murder for each circumstance.

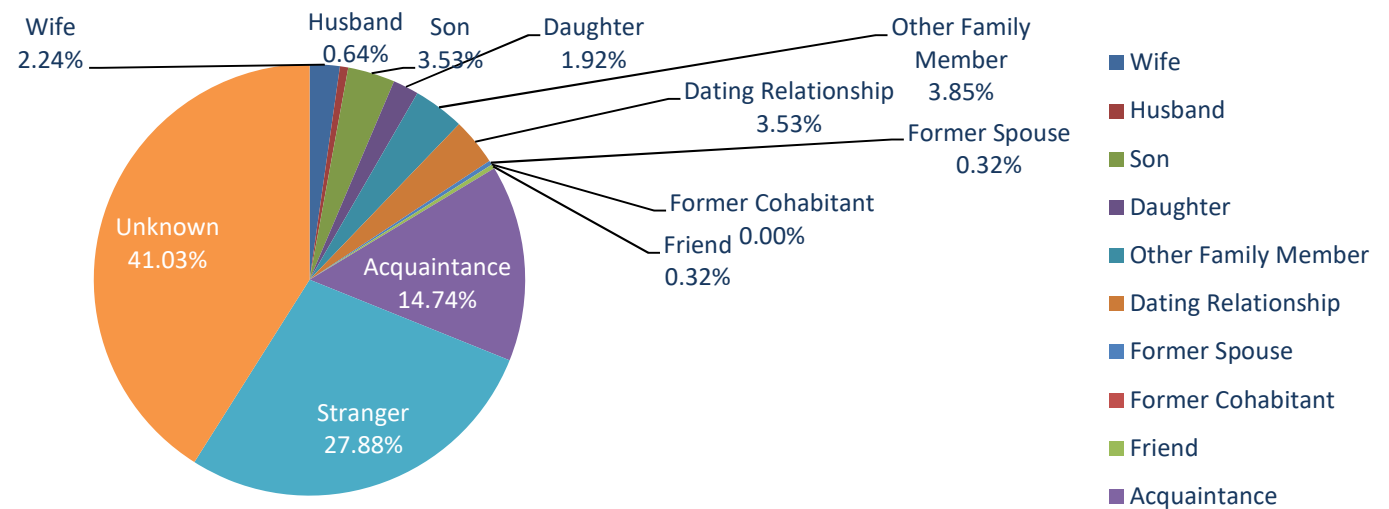


# Murder Victim Relationship to Offender

5-yr Comparison: 2013 - 2017

Relationship - Victim to Offender*	Number				
	2013	2014	2015	2016	2017
Wife	6	7	5	6	7
Husband	0	3	5	0	2
Son	6	8	3	6	11
Daughter	5	4	5	3	6
Other Family Member	10	10	14	10	12
Dating Relationship	11	7	15	12	11
Former Spouse	1	2	3	0	1
Former Cohabitant	2	0	0	0	0
Friend	5	10	0	1	1
Acquaintance	32	23	37	73	46
Stranger	25	30	27	46	87
Unknown	53	101	65	116	128
<b>Total</b>	<b>156</b>	<b>205</b>	<b>179</b>	<b>273</b>	<b>312</b>

% of Total				
2013	2014	2015	2016	2017
3.85%	3.41%	2.79%	2.20%	2.24%
0.00%	1.46%	2.79%	0.00%	0.64%
3.85%	3.90%	1.68%	2.20%	3.53%
3.21%	1.95%	2.79%	1.10%	1.92%
6.41%	4.88%	7.82%	3.66%	3.85%
7.05%	3.41%	8.38%	4.40%	3.53%
0.64%	0.98%	1.68%	0.00%	0.32%
1.28%	0.00%	0.00%	0.00%	0.00%
3.21%	4.88%	0.00%	0.37%	0.32%
20.51%	11.22%	20.67%	26.74%	14.74%
16.03%	14.63%	15.08%	16.85%	27.88%
33.97%	49.27%	36.31%	42.49%	41.03%
100%	100%	100%	100%	100%



\*The number of relationships may not agree with the number of victims due to instances of multiple offenders or victims.





# Murder Distribution by Age, Gender and Weapon

## 5-yr Comparison: 2013 - 2017

Victim Ages	Male				
	2013	2014	2015	2016	2017
00 - 14	11	9	3	15	12
15 - 24	23	25	21	60	45
25 - 34	28	35	33	58	51
35 - 44	20	23	28	26	36
45 - 54	30	19	21	30	25
55 - 64	11	11	13	11	25
65+	9	6	6	14	7
<b>Total</b>	<b>132</b>	<b>128</b>	<b>126</b>	<b>215</b>	<b>201</b>

\* In 2017, the demographics of 34 Victims was unknown

Female				
2013	2014	2015	2016	2017
3	5	5	0	5
11	3	7	2	11
6	10	10	9	23
7	5	7	5	18
6	8	11	3	17
2	5	5	2	2
3	4	7	1	7
<b>39</b>	<b>40</b>	<b>52</b>	<b>22</b>	<b>83</b>

Offender Ages	Male				
	2013	2014	2015	2016	2017
00 - 14	2	0	0	0	12
15 - 24	36	37	28	50	44
25 - 34	46	40	34	47	53
35 - 44	15	12	8	32	31
45 - 54	21	22	13	19	24
55 - 64	6	5	8	10	69
65+	1	5	6	2	1
<b>Total</b>	<b>127</b>	<b>121</b>	<b>97</b>	<b>160</b>	<b>234</b>

\* In 2017, the demographics of 62 Offenders was unknown

Female				
2013	2014	2015	2016	2017
1	0	0	0	0
2	12	4	2	5
5	10	9	0	9
3	4	1	3	4
1	1	2	0	7
0	1	2	1	0
1	0	2	0	0
<b>13</b>	<b>28</b>	<b>20</b>	<b>6</b>	<b>25</b>

Weapon Used	Number				
	2013	2014	2015	2016	2017
Handgun	24	14	17	26	16
Long-gun	4	1	2	2	58
Firearm, Unknown	63	79	94	163	160
Knife, Cutting Device	23	33	25	43	33
Hands, Fists, Feet	14	9	9	6	13
Blunt Inst.	5	18	13	24	18
Fire/Smoke Inhalation	0	0	1	4	0
Asphyxiation/Gas	2	3	2	0	0
Strangulation	0	0	5	3	3
Unknown	14	8	0	0	10
Other	19	3	10	11	1
<b>Total</b>	<b>168</b>	<b>168</b>	<b>178</b>	<b>282</b>	<b>312</b>

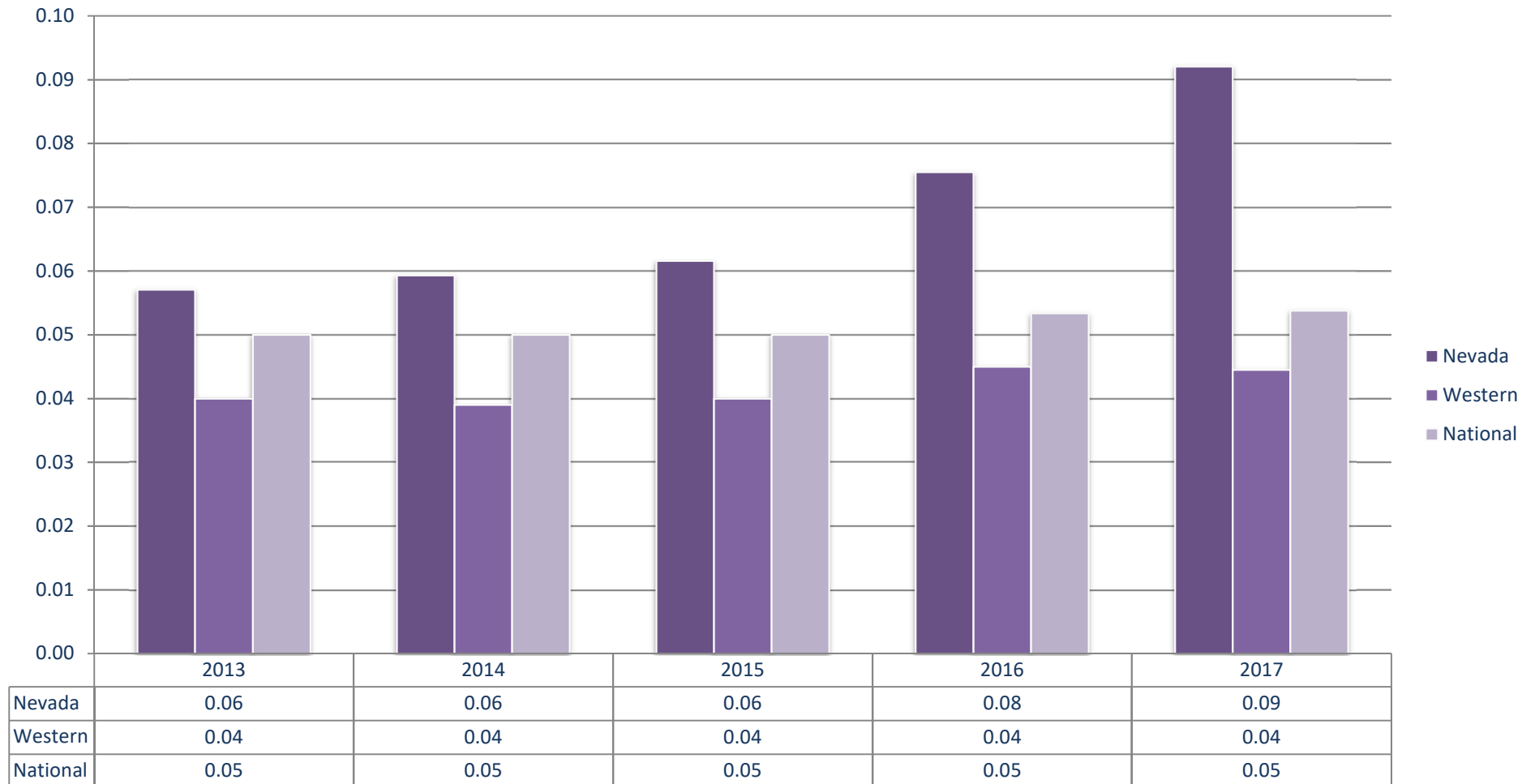
% of Total				
2013	2014	2015	2016	2017
14.3%	8.3%	9.6%	9.2%	5.1%
2.4%	0.6%	1.1%	0.7%	18.6%
37.5%	47.0%	52.8%	57.8%	51.3%
13.7%	19.6%	14.0%	15.2%	10.6%
8.3%	5.4%	5.1%	2.1%	4.2%
3.0%	10.7%	7.3%	8.5%	5.8%
0.0%	0.0%	0.6%	1.4%	0.0%
1.2%	1.8%	1.1%	0.0%	0.0%
0.0%	0.0%	2.8%	1.1%	1.0%
8.3%	4.8%	0.0%	0.0%	3.2%
11.3%	1.8%	5.6%	3.9%	0.3%
<b>100%</b>	<b>100%</b>	<b>100%</b>	<b>100%</b>	<b>100%</b>



# Murder Rates: Nevada, Western and National

5-yr Comparison: 2013 - 2017

per 1,000 Population



\* 2017 Western and National data calculated using 2017 Crime in the US Preliminary

THIS PAGE WAS LEFT INTENTIONALLY BLANK



# Rape Offenses



# 2017 Rape Statistics

**One Rape Every 4 Hours,  
41 Minutes, 49 Seconds**

	Offenses	% of Index Crimes	% Change from 2016	Crime Rate / 1,000 Pop	Cleared	% Cleared
<b>INDEX CRIMES</b>	94,751		-0.97%	31.60	15,906	16.79%
<b>Violent Crimes</b>	16,626	17.55%	-16.03%	5.55	6,559	39.45%
<b>Rape</b>	1,865	1.97%	8.12%	0.62	398	21.34%

## Most Probable Gender and Age of Arrested Offender

Male Offender, 30 - 34 years of age	Reported	% of Total
Total Arrests Reported	52	14.65%
	355	

*\* The total arrests cleared may not match the arrested data by gender, race, and ethnicity due to limitations in the way the data are collected and reported.*

## Strongest Time of Year for Rape Offenses

Quarter 3, July 1 - Sept 30	503	24.49%
May	175	8.52%
Total Rapes Reported	2,054	

*\* The total arrests reported by time of year may not match the reported data by gender, race, and ethnicity due to limitations in the way the data are collected and reported.*





# About Rape

**NOTE:** In 2011, the FBI UCR Program revised the definition of rape for reporting purposes. As the offense is now defined, it is possible to report either males or females as rape victims.

Rape - penetration, no matter how slight, of the vagina or anus with any body part or object, or oral penetration by a sex organ of another person, or by a sex-related object, without the consent of the victim. This definition includes either gender of victim or offender. This definition also includes instances in which the victim is incapable of giving consent because of temporary or permanent mental or physical incapacity (including due to the influence of drugs or alcohol) or because of age. Physical resistance is not required on the part of the victim to demonstrate lack of consent.



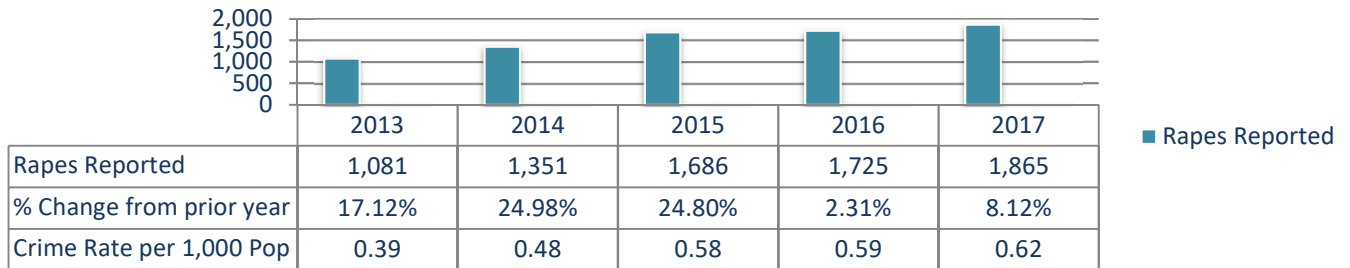


# Rape in Nevada

5-yr Comparison: 2013 – 2017 Offenses & Attempted vs Completed, Clearances by Quarter

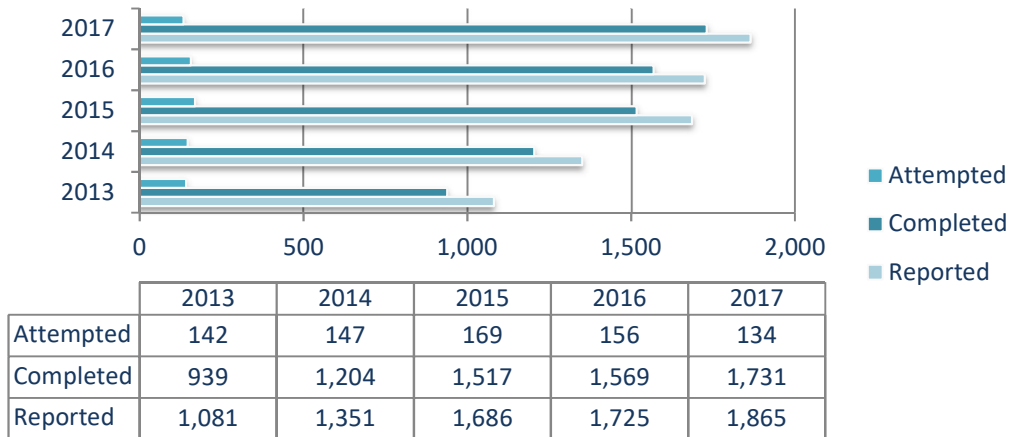
## Rapes

5-yr Comparison: 2013 - 2017  
Crime Rates per 1,000 Population



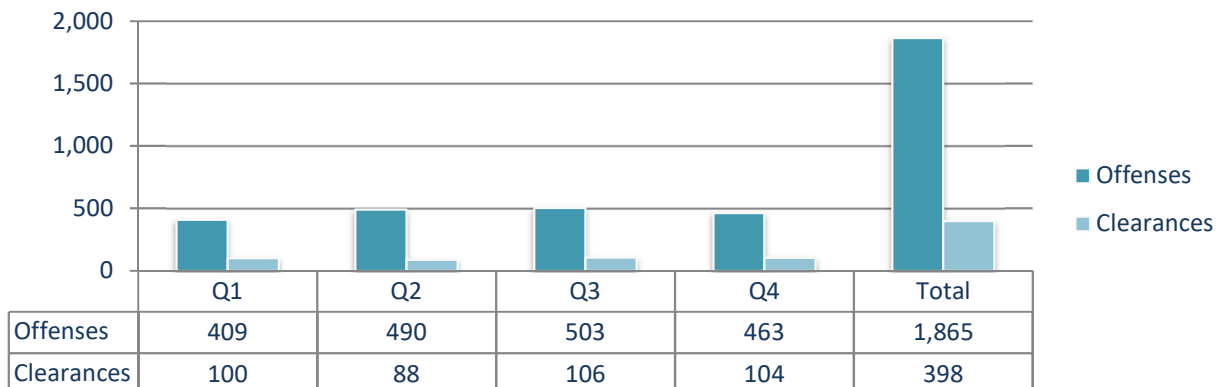
## Rapes: Completed vs Attempted

5-yr Comparison: 2013- 2017



## 2017 Rape Offenses & Clearances

by Quarter



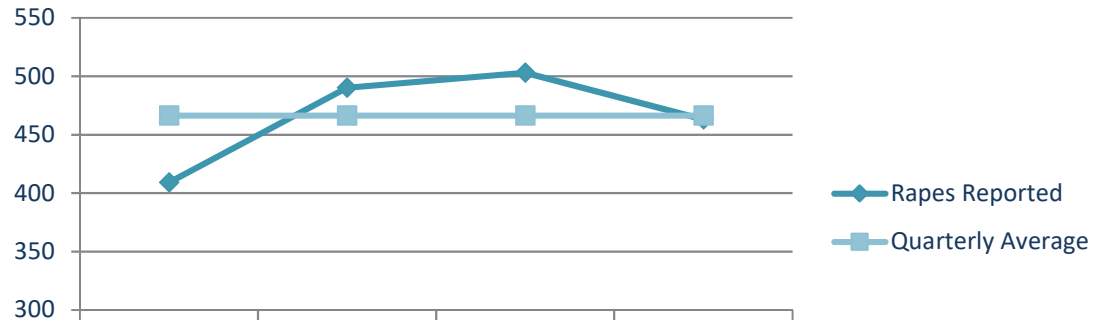


# 2017 Rape Offenses

By Quarter vs Quarterly Average & By Monthly vs Monthly Average

## 2017 Rape Offenses

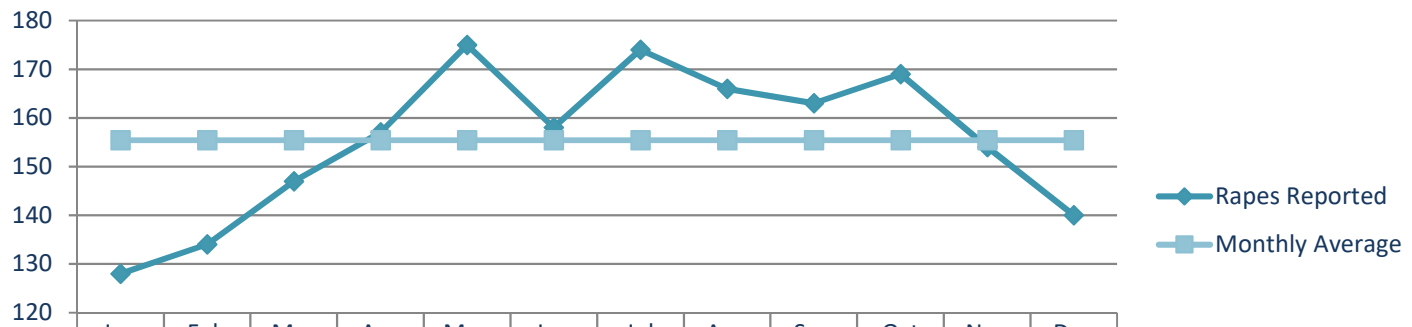
By Quarter & Quarterly Average



	Qtr 1	Qtr 2	Qtr 3	Qtr 4
Rapes Reported	409	490	503	463
Quarterly Average	466	466	466	466

## 2017 Rape Offenses

By Month & Monthly Average



	Jan	Feb	Mar	Apr	May	Jun	Jul	Aug	Sep	Oct	Nov	Dec
Rapes Reported	128	134	147	157	175	158	174	166	163	169	154	140
Monthly Average	155	155	155	155	155	155	155	155	155	155	155	155

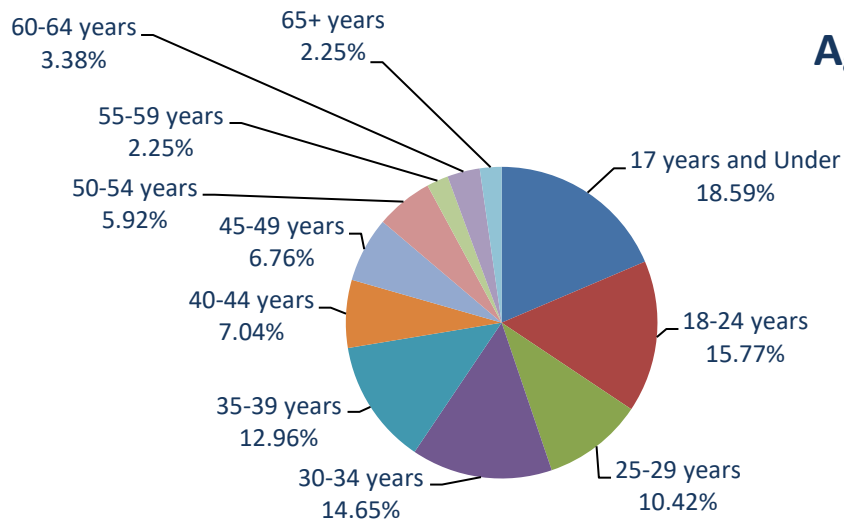


# Rapes Offenses: Arrested Profile

By Age and Gender

AGE	2017	% of 2017 Total
17 years and Under	66	18.59%
18-24 years	56	15.77%
25-29 years	37	10.42%
30-34 years	52	14.65%
35-39 years	46	12.96%
40-44 years	25	7.04%
45-49 years	24	6.76%
50-54 years	21	5.92%
55-59 years	8	2.25%
60-64 years	12	3.38%
65+ years	8	2.25%
<b>Total</b>	<b>355</b>	

Male	Female
59	7
53	3
36	1
50	2
44	2
24	1
24	0
21	0
8	0
11	1
8	0
<b>338</b>	<b>17</b>



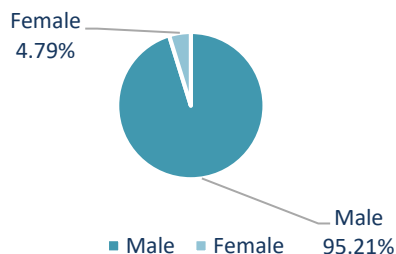
## Age of Persons Arrested

for Rape in 2017

- 17 years and Under
- 18-24 years
- 25-29 years
- 30-34 years
- 35-39 years
- 40-44 years
- 45-49 years
- 50-54 years

## Gender for Persons Arrested

for Rape in 2017





# Rape Crime Rates: Nevada, Western and National

5-yr Comparison: 2013 - 2017

per 1,000 Population



\* 2017 Western and National data calculated using 2017 Crime in the US Preliminary percentage change estimates

THIS PAGE WAS LEFT INTENTIONALLY BLANK



# Robbery Offenses



# 2017 Robbery Statistics

**One Robbery Every 1 Hour, 48 Minutes, 30 Seconds**

	Offenses	% of Index Crimes	% Change from 2016	Crime Rate / 1,000 Pop	Cleared	% Cleared
<b>INDEX CRIMES</b>	94,751		-0.97%	31.60	15,906	16.79%
<b>Violent Crimes</b>	16,626	17.55%	-16.03%	5.55	6,559	39.45%
<b>Robbery</b>	4,844	5.11%	-23.63%	1.62	1,270	26.22%

## Most Probable Gender and Age of Arrested Offender

	Number	% of Total
Male, 25-29 years of age	271	17.16%
Total Arrests Reported	1,579	

*\*The total arrests cleared may not match the arrested data by gender, race, and ethnicity due to limitations in the way the data are collected and reported.*

## Most Used Weapon

Firearm	2,151	44.41%
Total Weapons Reported	4,844	

*\*It is possible to have more than one weapon per offense*

## Most Probable Location for Robbery

Miscellaneous	2,054	42.40%
Highway	919	18.97%
Total Locations Reported	4,844	

## Location of Highest Property Value Loss

Miscellaneous	\$5,091,591	50.53%
Total Loss Value Reported	\$10,076,371	







# About Robbery

Robbery is defined by the FBI UCR program as the taking or attempting to take anything of value from the care, custody, or control of a person or persons by force or threat of force or violence and/or putting the victim in fear. Robbery is a type of theft committed in the presence of the victim, where the victim is directly confronted by the offender.

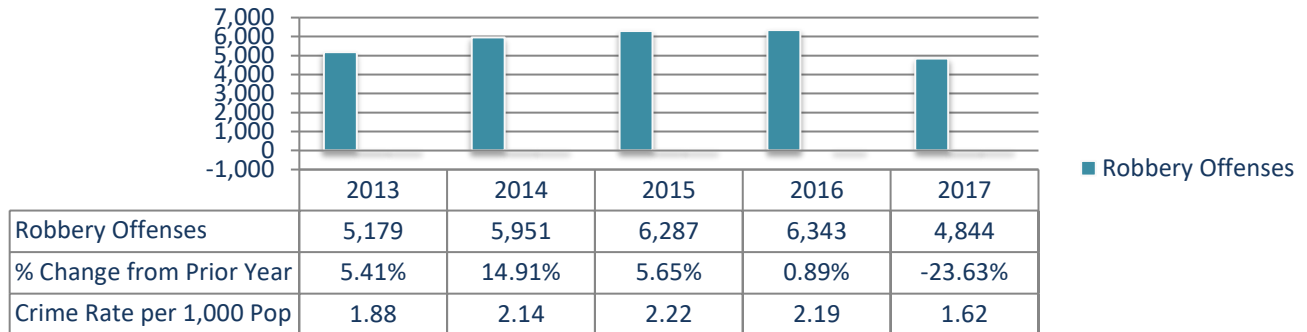


# Robbery in Nevada

By 5-yr Comparison: 2013 – 2017, Quarterly vs Quarterly Average, Clearances by Quarter

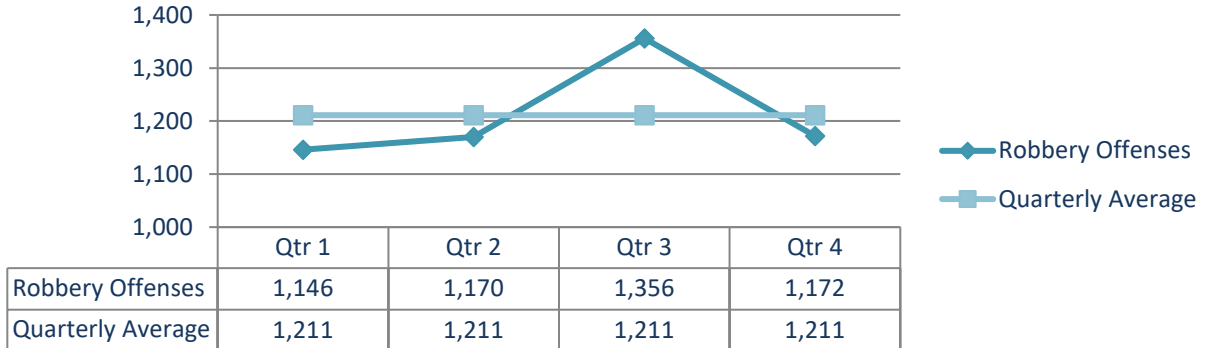
## Robbery

5-yr Comparison: 2013 - 2017



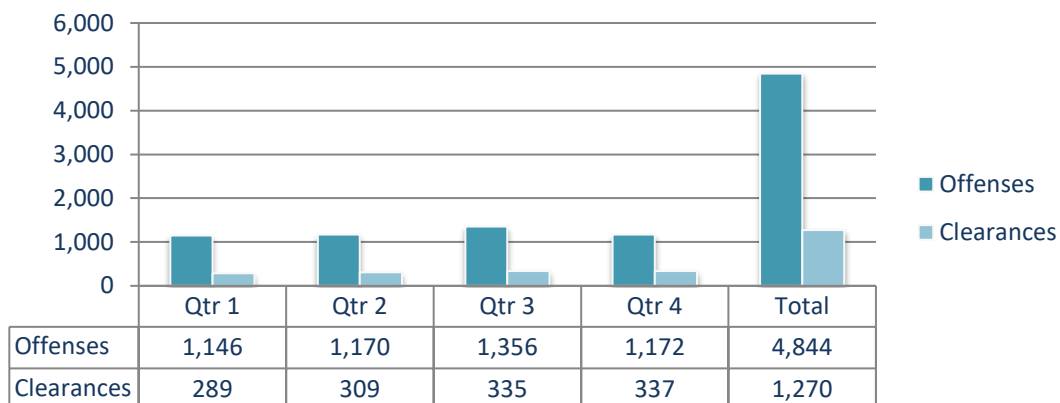
## 2017 Robbery Offenses

By Quarter & Quarterly Average



## 2017 Robbery Offenses & Clearances

by Quarter



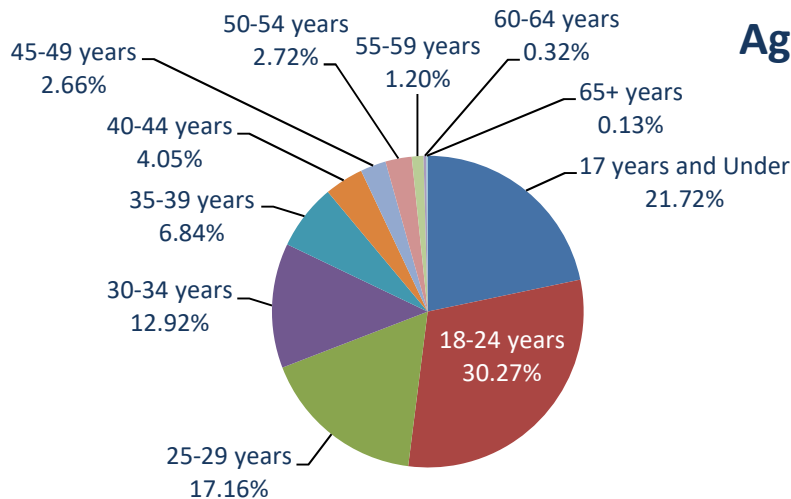


# Robbery Offenses: Arrested Profile

By Age and Gender

AGE	2017	% of 2017 Total
17 years and Under	343	21.72%
18-24 years	478	30.27%
25-29 years	271	17.16%
30-34 years	204	12.92%
35-39 years	108	6.84%
40-44 years	64	4.05%
45-49 years	42	2.66%
50-54 years	43	2.72%
55-59 years	19	1.20%
60-64 years	5	0.32%
65+ years	2	0.13%
<b>Total</b>	<b>1,579</b>	

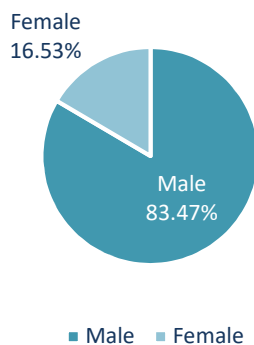
Male	Female
296	47
407	71
218	53
162	42
80	28
55	9
37	5
38	5
18	1
5	0
2	0
<b>1,318</b>	<b>261</b>



**Age of Persons Arrested**  
for Robbery in 2017

- 17 years and Under
- 18-24 years
- 25-29 years
- 30-34 years
- 35-39 years
- 40-44 years
- 45-49 years
- 50-54 years

**Gender for Persons Arrested**  
for Robbery in 2017



- Male
- Female

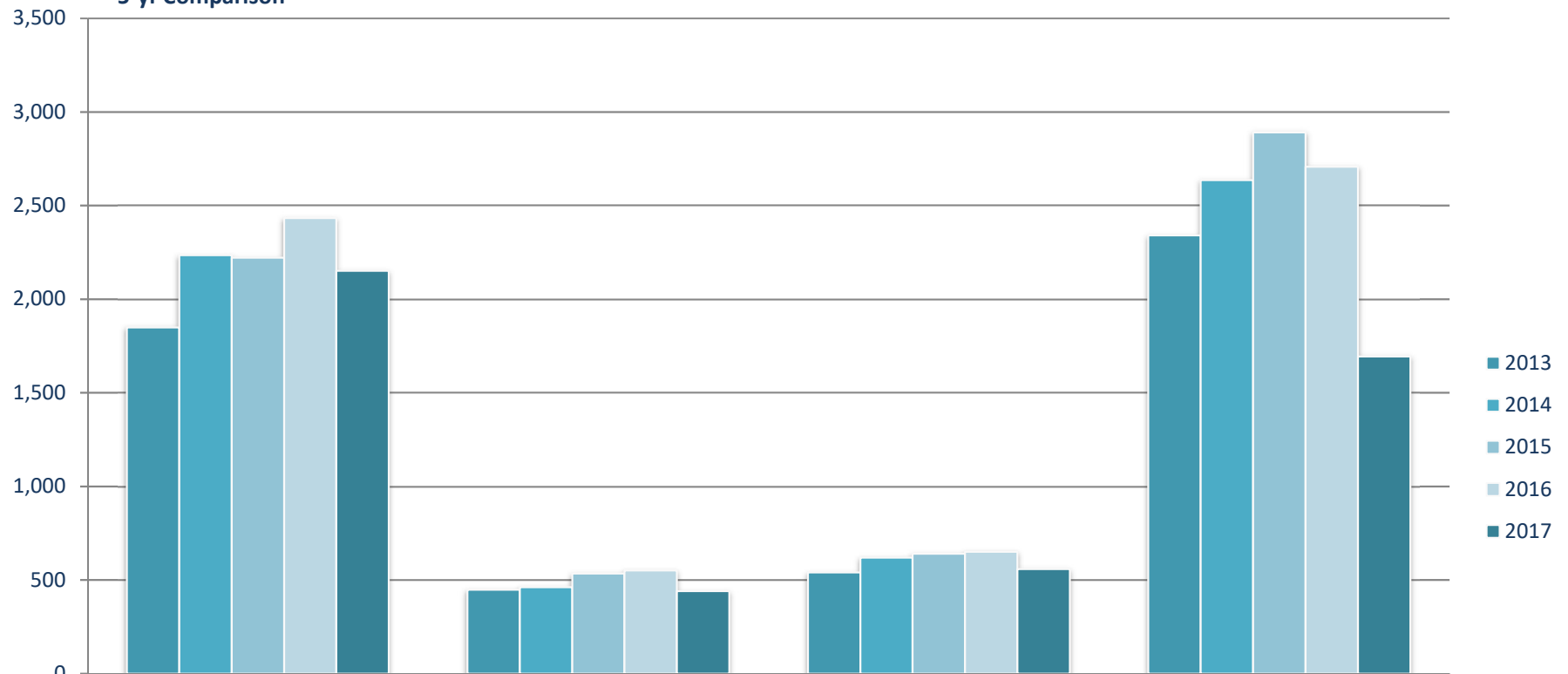




# Robbery Offenses: Weapons Used

5-yr Comparison: 2013 - 2017

5-yr Comparison



	Firearm	Knife	Other Weapon	Strong Arm
2013	1,849	448	541	2,341
2014	2,235	461	619	2,636
2015	2,221	535	640	2,891
2016	2,433	551	651	2,708
2017	2,151	441	558	1,694



# Robbery: Classification of Location

5-yr Comparison: 2013 - 2017

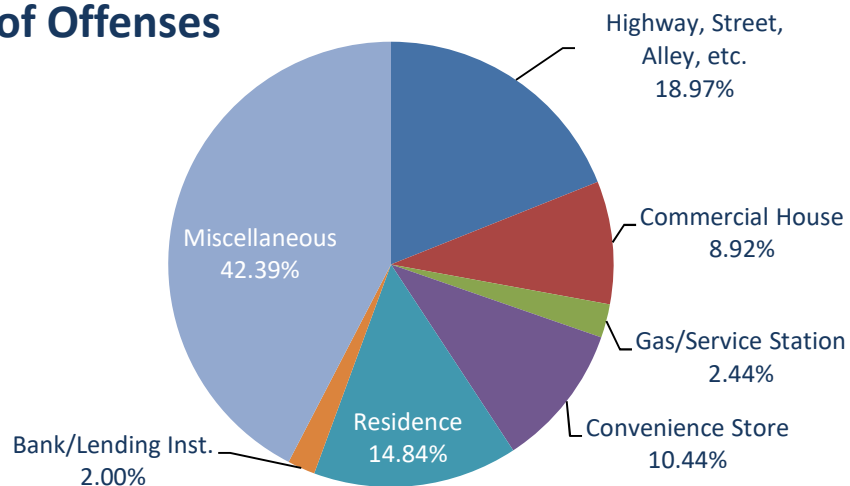
## Classification by Location and Number of Offenses

LOCATION	2013	2014	2015	2016	2017	5-year Average	% for 2017
Highway, Street, Alley, etc.	1,524	1,390	1,468	1,346	919	1,329	18.97%
Commercial House	1,246	1,567	1,488	1,423	432	1,231	8.92%
Gas/Service Station	77	85	106	134	118	104	2.44%
Convenience Store	381	402	447	458	506	439	10.44%
Residence	1,233	1,435	1,601	1,337	719	1,265	14.84%
Bank/Lending Inst.	123	104	116	93	97	107	2.00%
Miscellaneous	595	968	1,061	1,552	2,054	1,246	42.39%
<b>TOTAL</b>	<b>5,179</b>	<b>5,951</b>	<b>6,287</b>	<b>6,343</b>	<b>4,845</b>	<b>5,393</b>	

## 2017 Robbery: Location of Offenses

in Percentages

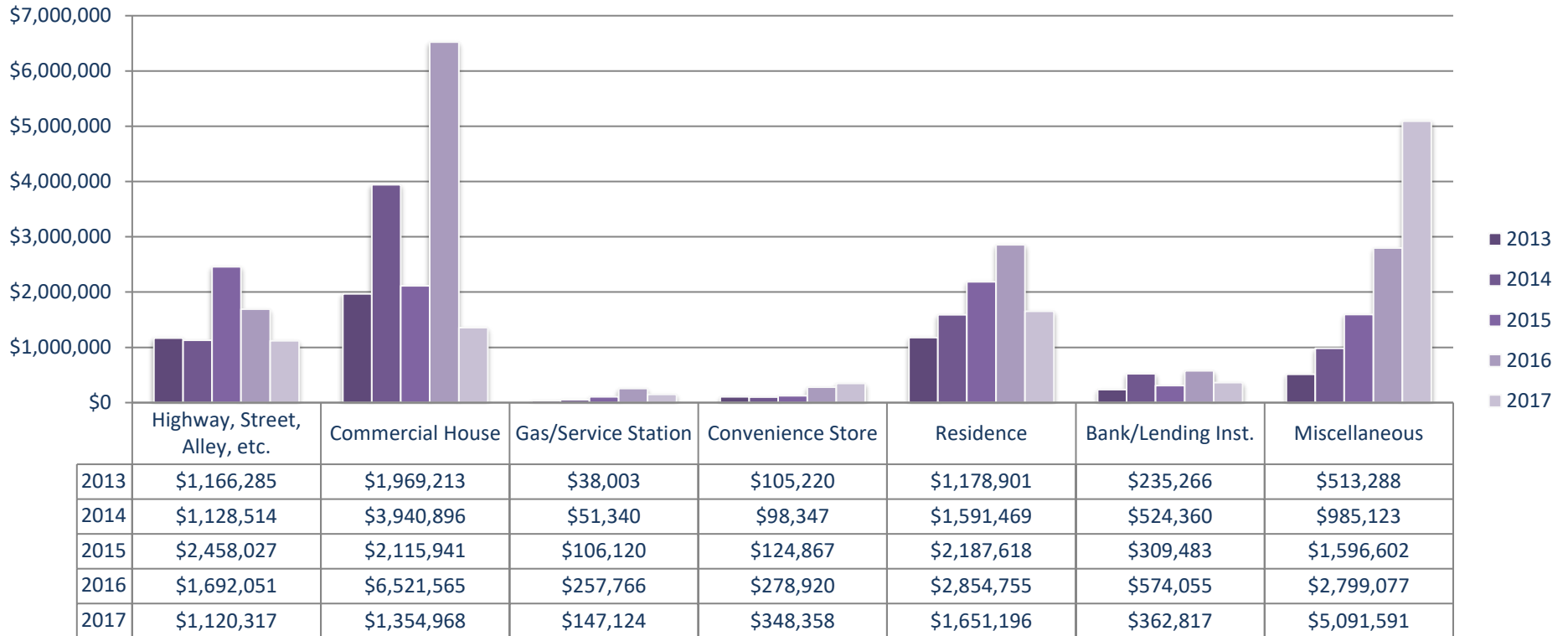
- Highway, Street, Alley, etc.
- Commercial House
- Gas/Service Station
- Convenience Store
- Residence
- Bank/Lending Inst.
- Miscellaneous





# Robbery: Location & Property Value

5-yr Comparison: 2013 – 2017



## Classification by Location and Value of Property Stolen in Percentages

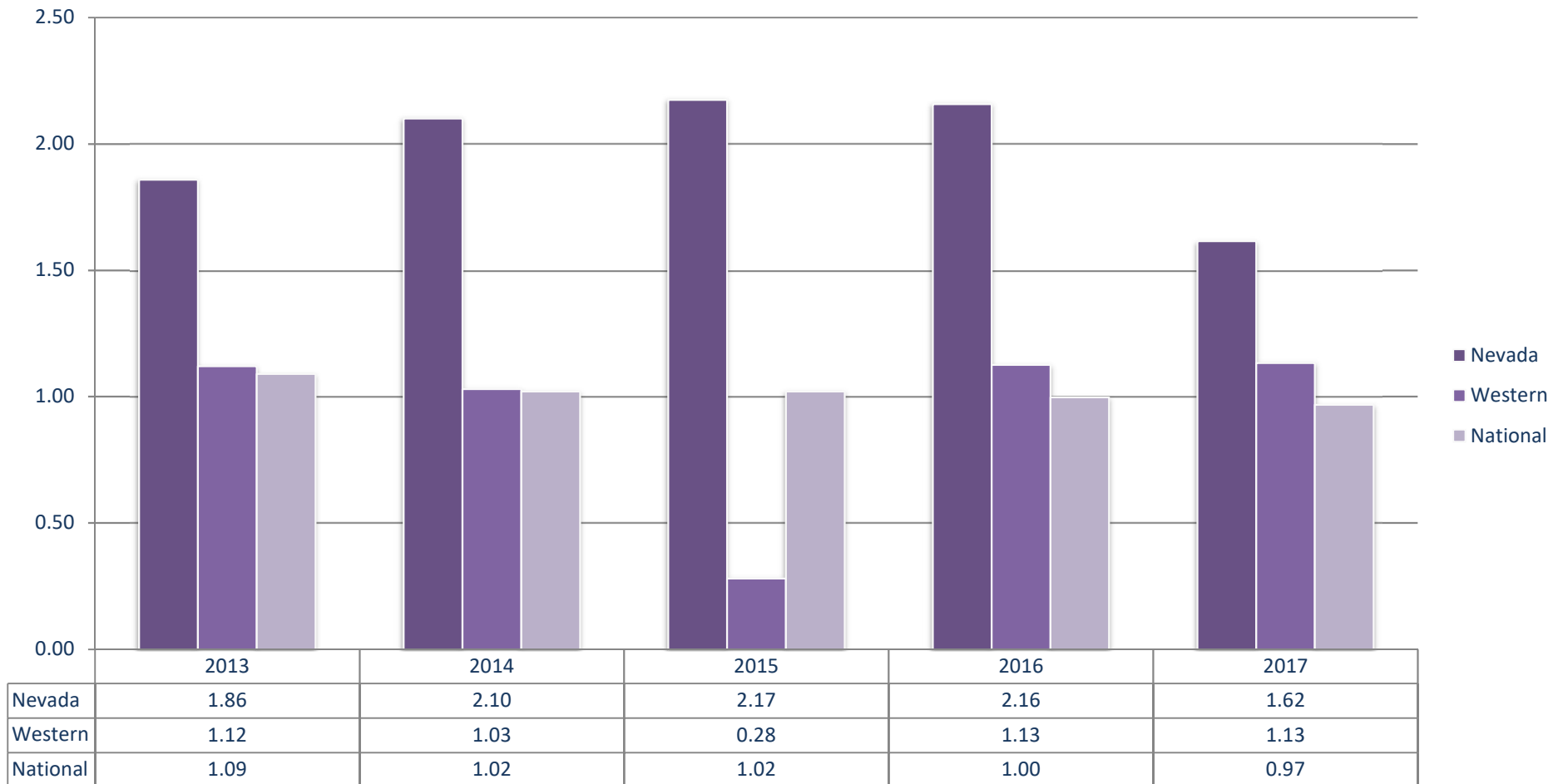
LOCATION	2013	2014	2015	2016	2017
Highway, Street, Alley, etc.	16.55%	21.68%	29.54%	19.01%	11.12%
Commercial House	27.94%	75.70%	25.43%	73.29%	13.45%
Gas/Service Station	0.54%	0.99%	1.28%	2.90%	1.46%
Convenience Store	1.49%	1.89%	1.50%	3.13%	3.46%
Residence	16.73%	30.57%	26.29%	32.08%	16.39%
Bank/Lending Inst.	3.34%	10.07%	3.72%	6.45%	3.60%
Miscellaneous	7.28%	18.92%	19.19%	31.46%	50.53%



# Robbery Crime Rates: Nevada, Western and National

5-yr Comparison: 2013 - 2017

per 1,000 Population



\* 2017 Western and National data calculated using 2017 Crime in the US Preliminary percentage change estimates



THIS PAGE WAS LEFT INTENTIONALLY BLANK



# Aggravated Assault Offenses



# 2017 Aggravated Assault Statistics

**One Aggravated Assault Every 54 Minutes, 31 Seconds**

	Offenses	% of Index Crimes	% Change from 2016	Crime Rate / 1,000 Pop	Cleared	% Cleared
<b>INDEX CRIMES</b>	94,751		-0.97%	31.60	15,906	16.79%
<b>Violent Crimes</b>	16,626	17.55%	-16.03%	5.55	6,559	39.45%
<b>Aggravated Assault</b>	9,641	10.18%	-16.25%	3.22	4,674	48.48%

## Most Probable Gender and Age of Arrested Offender

	Number	% of Total
Male, 25-29 years of age	900	16.28%
Total Arrests Reported	5,527	

*\* The total arrests cleared may not match the arrested data by gender, race, and ethnicity due to limitations in the way the data are collected and reported.*

## Most Probable Time of Year for Aggravated Assault

Quarter 2, April 1 - June 30	2,529	26.23%
Total Locations Reported	9,641	

## Most Used Weapon

Other Weapon	2,966	30.76%
Total Weapons Reported	9,641	





# About Aggravated Assault

Aggravated assault is defined by the FBI Uniform Crime Reporting program as an unlawful attack by one person upon another for the purpose of inflicting severe or aggravated bodily injury. This type of assault usually is accompanied by the use of a weapon or by means likely to produce death or great bodily harm. Attempts are included since it is not necessary that an injury result when a gun, knife, or other weapon is used which could and probably would result in serious personal injury if the crime is successfully completed.

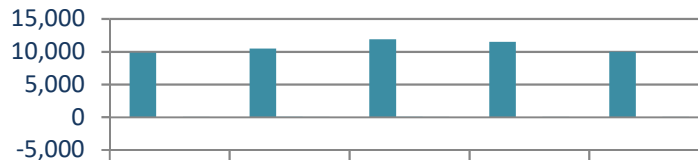


# Aggravated Assault in Nevada

5-yr Comparison: 2013 – 2017, By Quarterly vs Quarterly Average, Cleared by Quarter

## Aggravated Assault

5-yr Comparison: 2013 - 2017  
Crime Rates per 1,000 Population

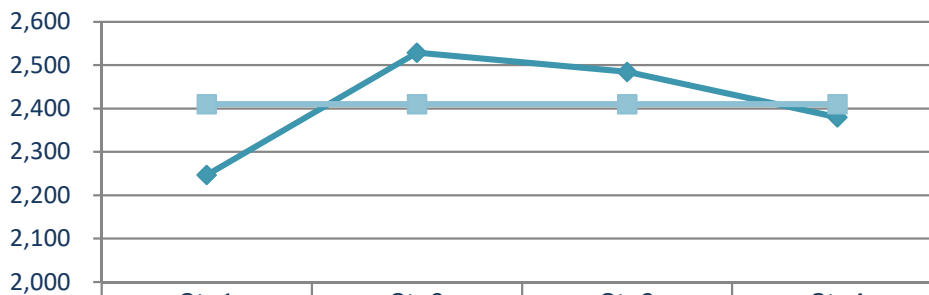


■ Reported Assaults (not actual)

	2013	2014	2015	2016	2017
Reported Assaults (not actual)	9,822	10,466	11,906	11,511	9,992
% Change from Prior Year	-8.03%	6.56%	13.76%	-3.32%	-13.20%
Crime Rate per 1,000 Pop	3.52	3.69	4.12	3.92	3.33

## 2017 Aggravated Assault Offenses

By Quarter & Quarterly Average

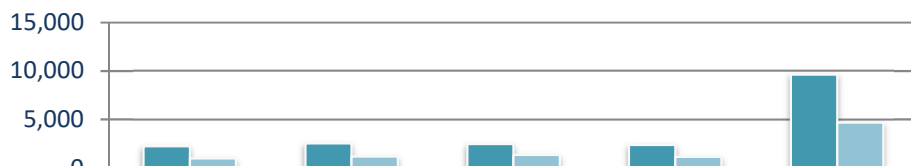


◆ Actual Assaults  
■ Quarterly Average

	Qtr 1	Qtr 2	Qtr 3	Qtr 4
Actual Assaults	2,247	2,529	2,485	2,380
Quarterly Average	2,410	2,410	2,410	2,410

## 2017 Aggravated Assault Offenses & Clearances

by Quarter



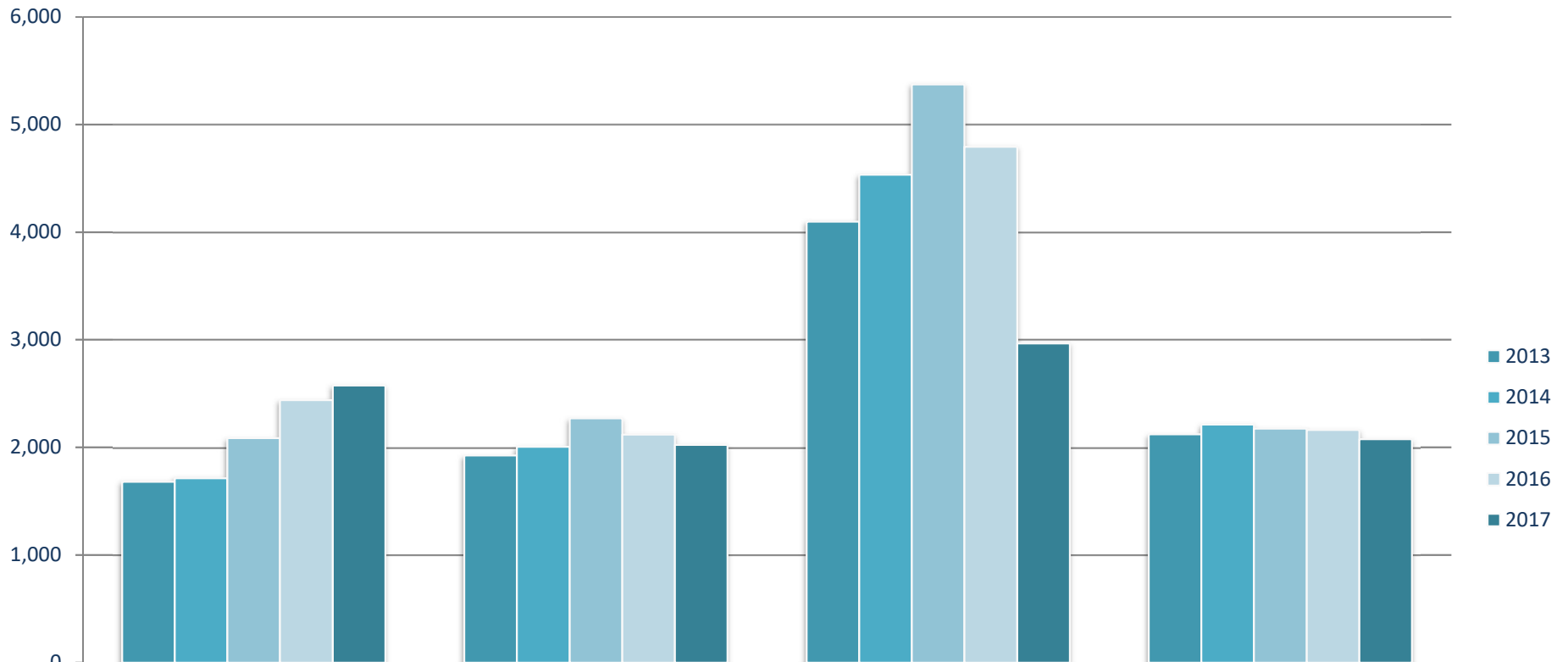
■ Offenses  
■ Clearances

	Q1	Q2	Q3	Q4	Total
Offenses	2,247	2,529	2,485	2,380	9,641
Clearances	992	1,176	1,365	1,141	4,674



# Aggravated Assault Offenses: Weapons Used

5-yr Comparison: 2013 - 2017



	Firearm	Knife	Other Weapon	Strong Arm
2013	1,679	1,925	4,097	2,121
2014	1,714	2,006	4,533	2,213
2015	2,086	2,271	5,374	2,175
2016	2,438	2,119	4,793	2,161
2017	2,574	2,024	2,966	2,077



# Aggravated Assault Offenses: Arrested Profile

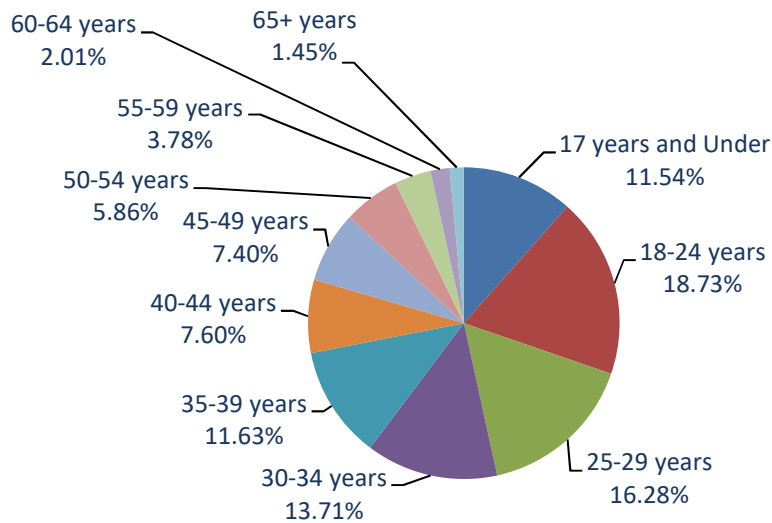
## By Age and Gender

AGE	2017	% of 2017 Total
17 years and Under	638	11.54%
18-24 years	1,035	18.73%
25-29 years	900	16.28%
30-34 years	758	13.71%
35-39 years	643	11.63%
40-44 years	420	7.60%
45-49 years	409	7.40%
50-54 years	324	5.86%
55-59 years	209	3.78%
60-64 years	111	2.01%
65+ years	80	1.45%

**Total 5,527**

Male	Female
432	206
731	304
658	242
552	206
483	160
293	127
304	105
238	86
158	51
88	23
66	14

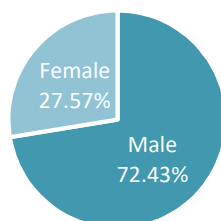
**4,003 1,524**



## Age of Persons Arrested for Aggravated Assault in 2017

- 17 years and Under
- 18-24 years
- 25-29 years
- 30-34 years
- 35-39 years
- 40-44 years
- 45-49 years
- 50-54 years

## Gender for Persons Arrested for Aggravated Assault in 2017



■ Male ■ Female



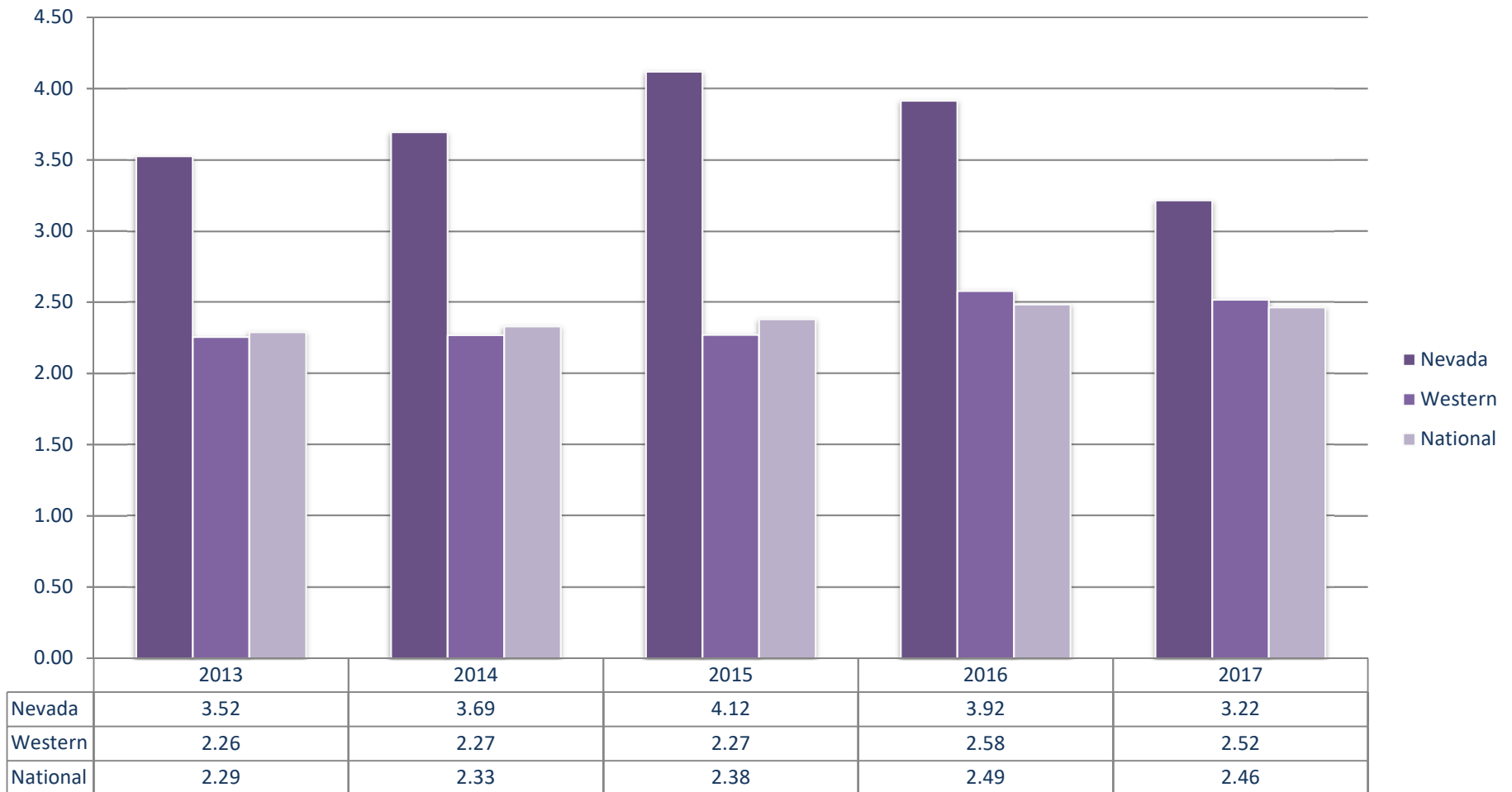




# Aggravated Assault Crime Rates: Nevada, Western and National

5-yr Comparison: 2013 - 2017

per 1,000 Population



\* 2017 Western and National data calculated using 2017 Crime in the US Preliminary percentage change estimates

THIS PAGE WAS LEFT INTENTIONALLY BLANK



# Burglary Offenses



# 2017 Burglary Statistics

## One Burglary Every 26 Minutes, 19 Seconds

	Offenses	% of Index Crimes	% Change from 2016	Crime Rate / 1,000 Pop	Cleared	% Cleared
<b>INDEX CRIMES</b>	94,751		-0.97%	31.60	15,906	16.79%
<b>Property Crimes</b>	78,125	82.45%	2.97%	26.06	9,347	11.96%
<b>Burglary</b>	19,971	21.08%	6.15%	6.66	2,312	11.58%

### Most Probable Gender and Age of Arrested Offender

	Number	% of Total
Male, 18 - 24 years of age	612	18.92%
Total Arrests Reported	3,234	

\* The total arrests cleared may not match the arrested data by gender, race, and ethnicity due to limitations in the way the data are collected and reported.

### Most Probable Time of Year for Burglary

	Number	% of Total
Quarter 3, July 1 - Sept 30	5,106	25.57%
Total Burglaries Reported	19,971	

\* Burglaries reported by time may not match burglary offenses reported due to limitations in the way the data are collected and reported.

### Most Prevalent Time of Day and Type of Entry

	Number	% of Total
Residence, 6am - 6pm	4,758	23.83%
Total Burglaries Reported	19,966	

\* Burglaries reported by time and type of entry may not match other burglary reporting reported due to limitations in the way the data are collected and reported.

### Location of Highest Property Value Recovered and Type of Entry

	Number	% of Total
Residence, Unknown	30,420,689	29.79%
Residence, 6am - 6pm	25,928,523	25.39%
Total Loss Value Reported	102,133,981	





# About Burglary

Burglary, per the FBI Uniform Crime Reporting program is defined as the unlawful entry of a structure to commit a felony or a theft. This includes forcible entry, unlawful entry with no force, and attempted forcible entry.

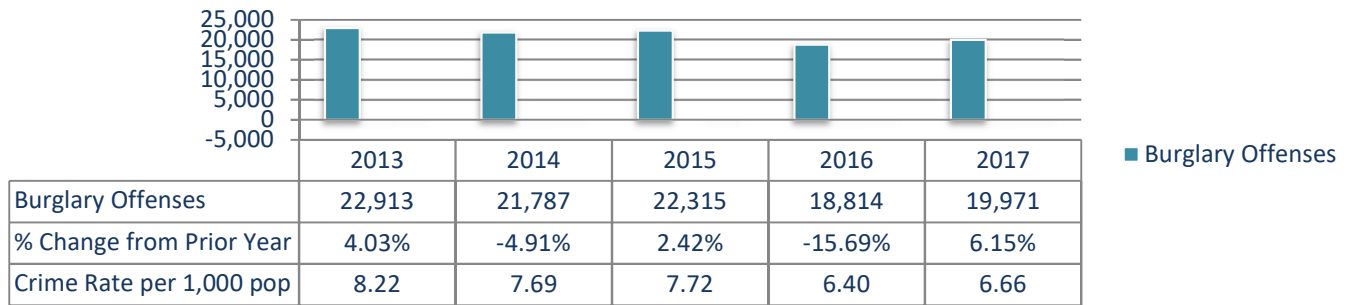


# Burglary in Nevada

5-yr Comparison: 2013 – 2017, By Quarter vs Quarterly Average, Clearances by Quarter

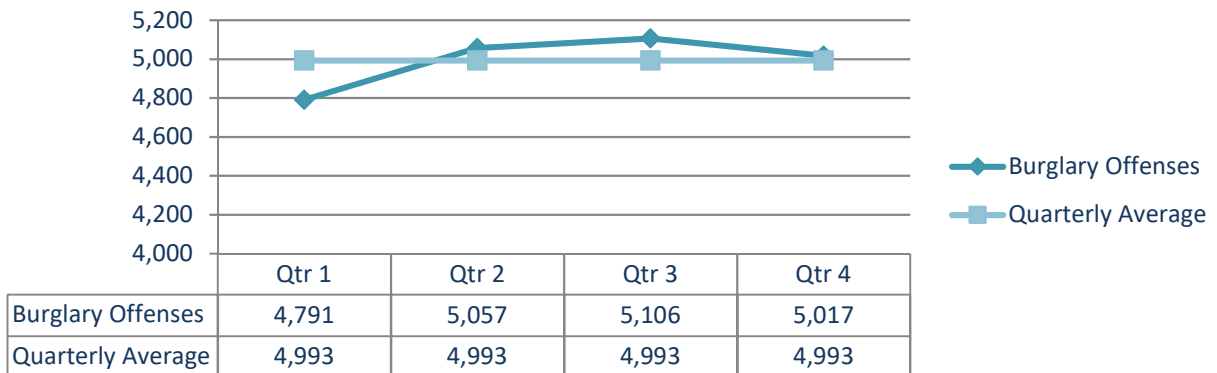
## Burglary

5-yr Comparison: 2013 - 2017



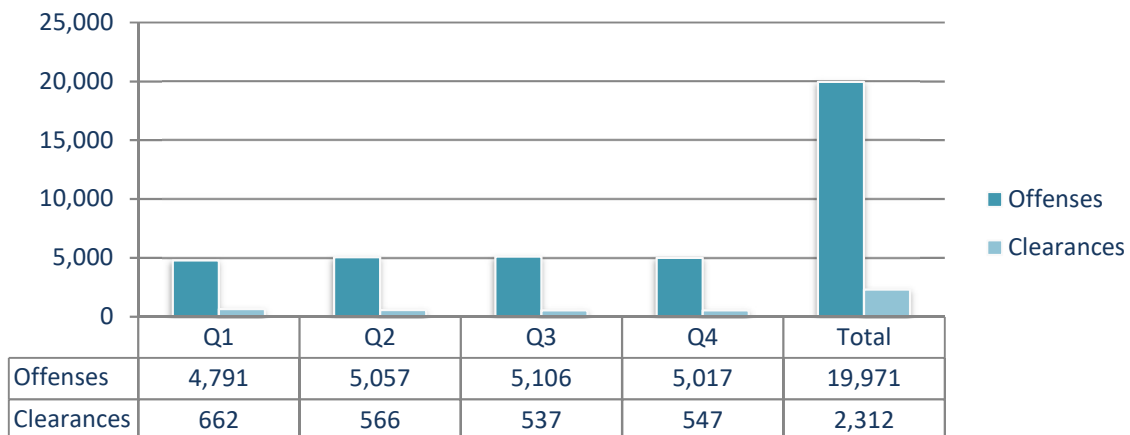
## 2017 Burglary Offenses

By Quarter & Quarterly Average



## 2017 Burglary Offenses & Clearances

by Quarter



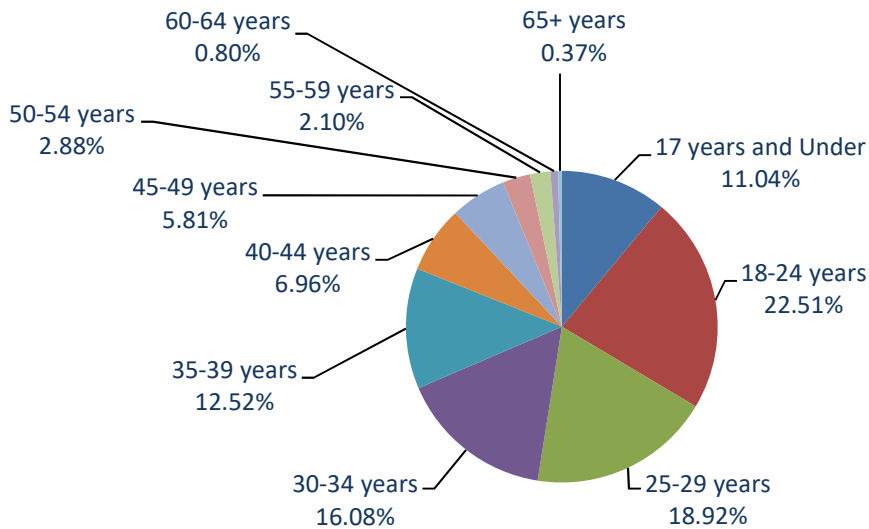


# Burglary Offenses: Arrested Profile

By Age and Gender

AGE	2017	% of 2017 Total
17 years and Under	357	11.04%
18-24 years	728	22.51%
25-29 years	612	18.92%
30-34 years	520	16.08%
35-39 years	405	12.52%
40-44 years	225	6.96%
45-49 years	188	5.81%
50-54 years	93	2.88%
55-59 years	68	2.10%
60-64 years	26	0.80%
65+ years	12	0.37%
<b>Total</b>	<b>3,234</b>	

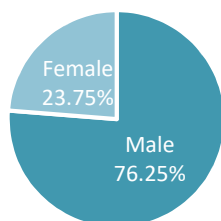
Male	Female
320	37
542	186
470	142
381	139
297	108
155	70
143	45
72	21
55	13
21	5
10	2
<b>2,466</b>	<b>768</b>



Age of Persons Arrested  
for Burglary in 2017

- 17 years and Under
- 18-24 years
- 25-29 years
- 30-34 years
- 35-39 years
- 40-44 years
- 45-49 years
- 50-54 years

Gender for Persons Arrested  
for Burglary in 2017



- Male
- Female

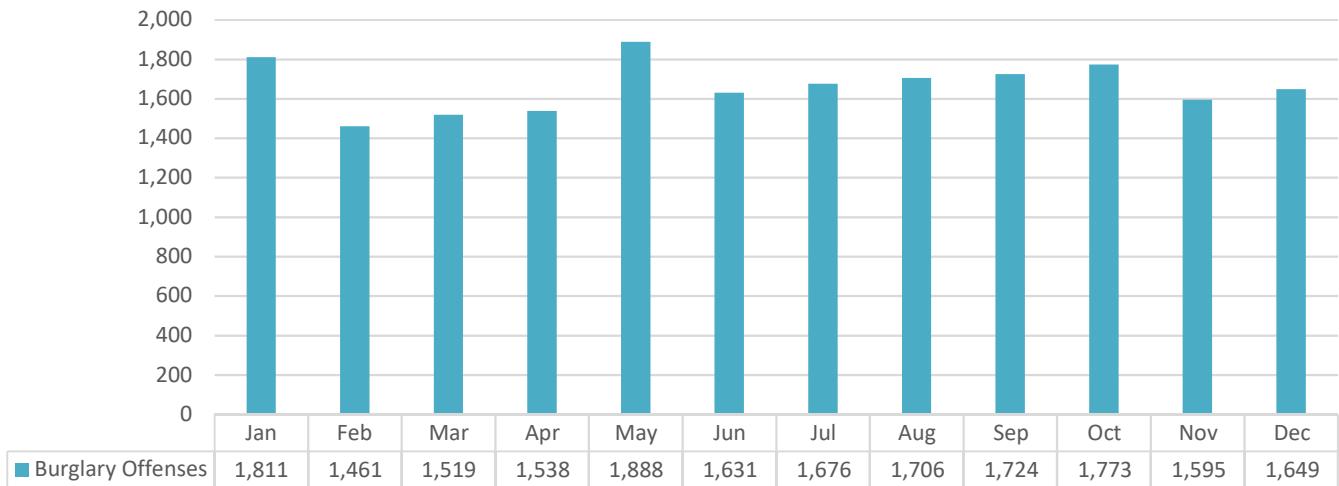




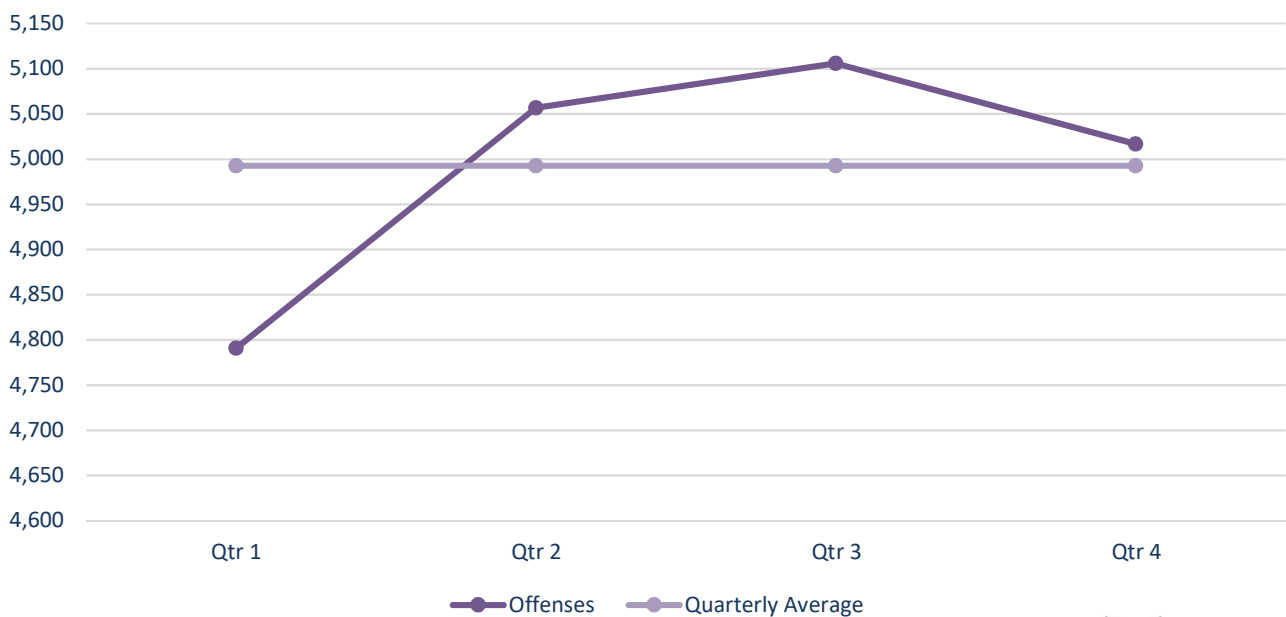


## 2017 Burglary Offenses: By Month and Quarter

2017 Burglary Offenses  
By Month



Burglary Offenses  
By Quarter & By Quarterly Average



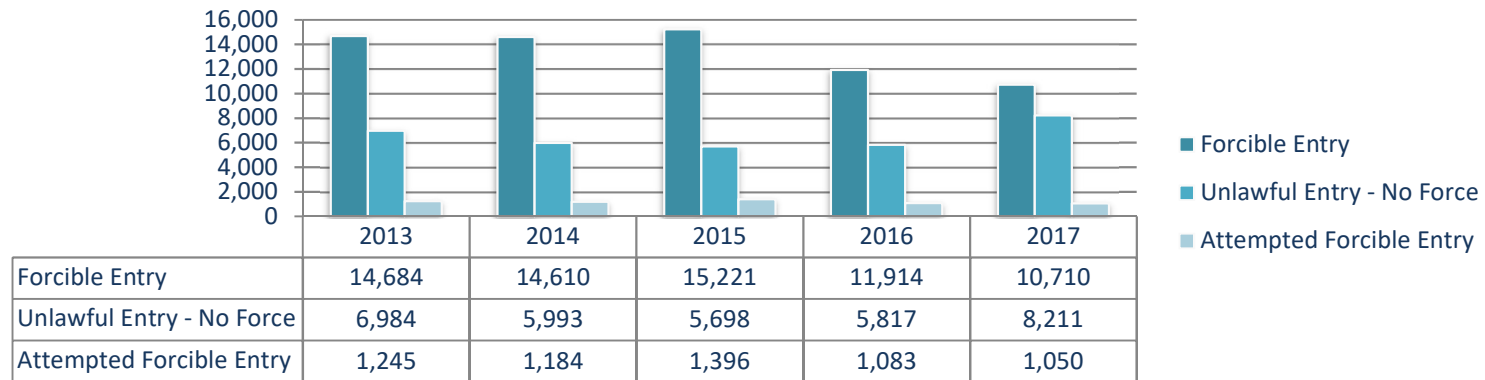


# Burglary Offenses

5-yr Comparison: 2013 – 2017: Type of Entry, Time of Day, Value of Property Loss

## Burglary: Type of Entry

5-yr Comparison: 2013 - 2017



## Burglary Offenses: Property Value Stolen by Time of Day

Residence	2013		2014		2015		2016		2017	
	Offenses	Value	Offenses	Value	Offenses	Value	Offenses	Value	Offenses	Value
Night: 6pm - 6am	4,587	\$15,598,886	4,485	\$21,180,754	4,873	\$22,453,930	3,522	\$16,203,127	3,158	\$10,634,780
Day: 6am-6pm	7,574	\$27,728,348	7,268	\$73,654,996	8,136	\$37,438,210	5,687	\$31,034,217	4,758	\$25,928,523
Unknown	4,747	\$18,340,634	4,504	\$26,489,165	3,591	\$21,222,855	3,681	\$20,665,416	4,676	\$30,420,689
<b>Subtotal</b>	<b>16,908</b>	<b>\$61,667,868</b>	<b>16,257</b>	<b>\$121,324,915</b>	<b>16,600</b>	<b>\$81,114,995</b>	<b>12,890</b>	<b>\$67,902,760</b>	<b>12,592</b>	<b>\$66,983,992</b>

Non Residence	2013		2014		2015		2016		2017	
	Offenses	Value	Offenses	Value	Offenses	Value	Offenses	Value	Offenses	Value
Night: 6pm - 6am	2,532	\$7,334,117	2,518	\$8,059,510	2,676	\$17,912,665	2,586	\$8,803,539	2,523	\$10,290,620
Day: 6am-6pm	1,722	\$4,701,191	1,421	\$3,238,156	1,643	\$6,257,923	1,612	\$5,111,082	2,361	\$7,617,796
Unknown	1,749	\$12,244,127	1,591	\$8,702,969	1,396	\$7,911,175	1,726	\$20,132,275	2,490	\$17,241,573
<b>Subtotal</b>	<b>6,003</b>	<b>\$24,279,435</b>	<b>5,530</b>	<b>\$20,000,635</b>	<b>5,715</b>	<b>\$32,081,763</b>	<b>5,924</b>	<b>\$34,046,896</b>	<b>7,374</b>	<b>\$35,149,989</b>

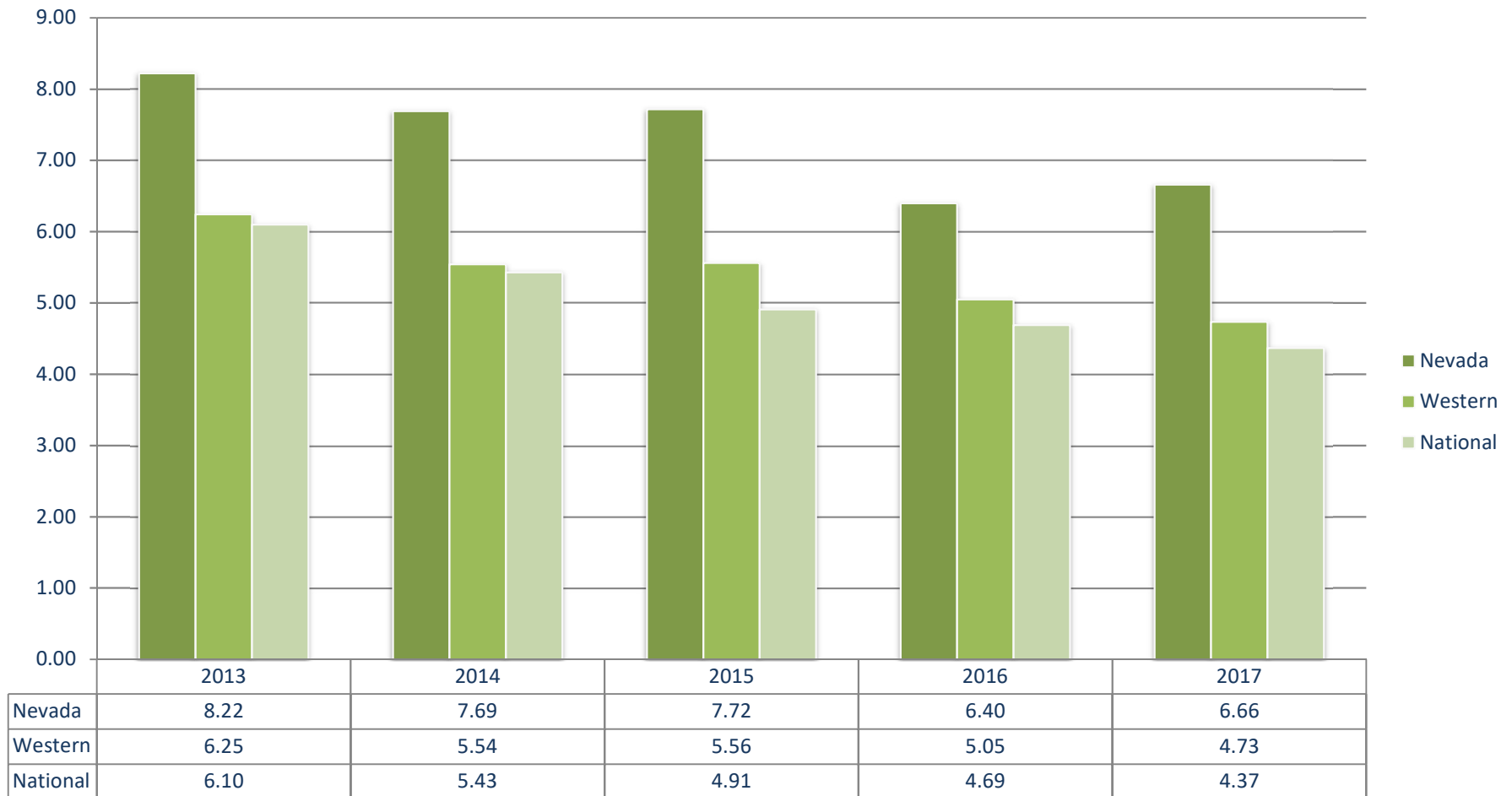
<b>Grand Total</b>	<b>22,911</b>	<b>\$85,947,303</b>	<b>21,787</b>	<b>\$141,325,550</b>	<b>22,315</b>	<b>\$113,196,758</b>	<b>22,315</b>	<b>\$113,196,758</b>	<b>19,966</b>	<b>\$102,133,981</b>
--------------------	---------------	---------------------	---------------	----------------------	---------------	----------------------	---------------	----------------------	---------------	----------------------



# Burglary Crime Rates: Nevada, Western and National

5-yr Comparison: 2013 - 2017

per 1,000 Population



\* 2017 Western and National data calculated using 2017 Crime in the US Preliminary percentage change estimates

THIS PAGE WAS LEFT INTENTIONALLY BLANK



# Larceny Offenses



# 2017 Larceny Statistics

**One Larceny Every 11 Minutes, 40 Seconds**

	Offenses	% of Index Crimes	% Change from 2016	Crime Rate / 1,000 Pop	Cleared	% Cleared
<b>INDEX CRIMES</b>	94,751		-0.97%	31.60	15,906	16.79%
<b>Property Crimes</b>	78,125	82.45%	2.97%	26.06	9,347	11.96%
<b>Larceny</b>	45,020	47.51%	3.32%	15.02	6,182	13.73%

## Most Probable Gender and Age of Arrested Offender

	Number	% of Total
Male, 18-24 years of age	1,098	16.94%
Total Arrests Reported	6,482	

\* The total arrests cleared may not match the arrested data by gender, race, and ethnicity due to limitations in the way the data are collected and reported.

## Most Probable Time of Year for Larceny

	Number	% of Total
Quarter 4, October 1 - December 31	12,026	26.73%
Total Larcenies Reported	44,991	

## Most Prevalent Type of Larceny Offense (not including Motor Vehicle Theft)

	Number	% of Total
All Other Types	18,968	59.00%
Shoplifting	5,038	15.67%
Total Larceny Type Offenses Reported	32,149	

\* Unknown types of larceny offenses are not reported

## Type of Larceny Offense with the Highest Property Value Loss (not including Motor Vehicle Theft)

	Value	% of Total
All Other Types	\$54,832,949	80.98%
From Buildings	\$7,562,969	11.17%
Total Loss Value Reported	\$67,709,673	





# About Larceny

Larceny, per the FBI Uniform Crime Reporting program, is defined as the unlawful taking, carrying, leading, or riding away of property from the possession or constructive possession of another.

Larceny includes: Pocket-picking, purse-snatching, shoplifting, thefts from motor vehicles, theft of motor vehicle parts and accessories, theft of bicycles, theft from buildings, theft from coin-operated device or machine, etc.





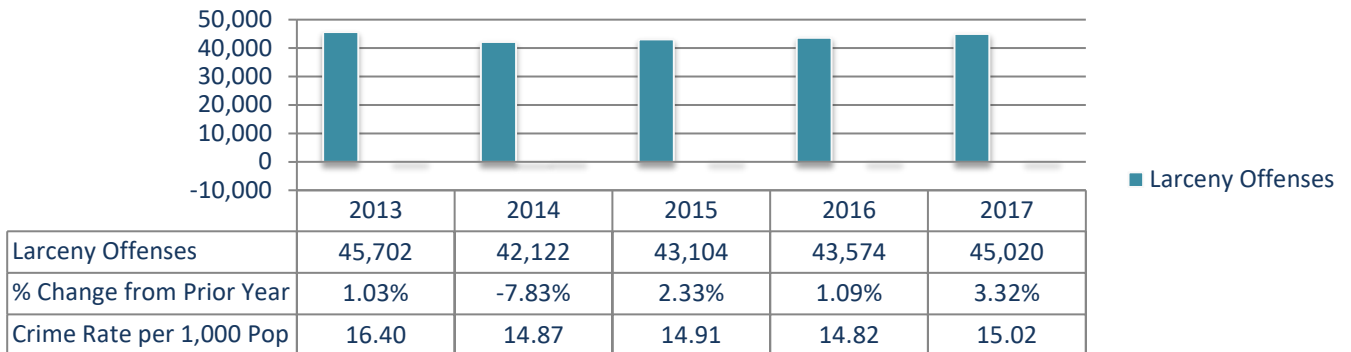


# Larceny in Nevada

5-yr Comparison: 2013 – 2017, By Quarter vs Quarterly Average, Clearances by Quarter

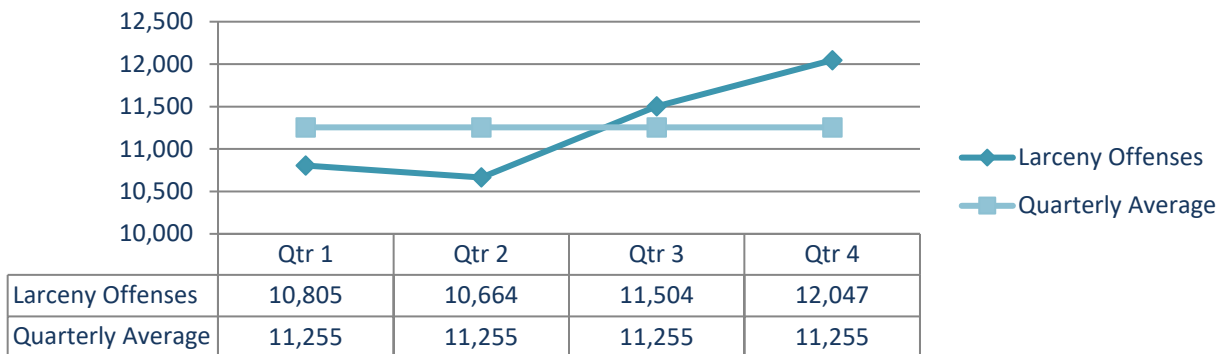
## Larceny

5-yr Comparison: 2013 - 2017



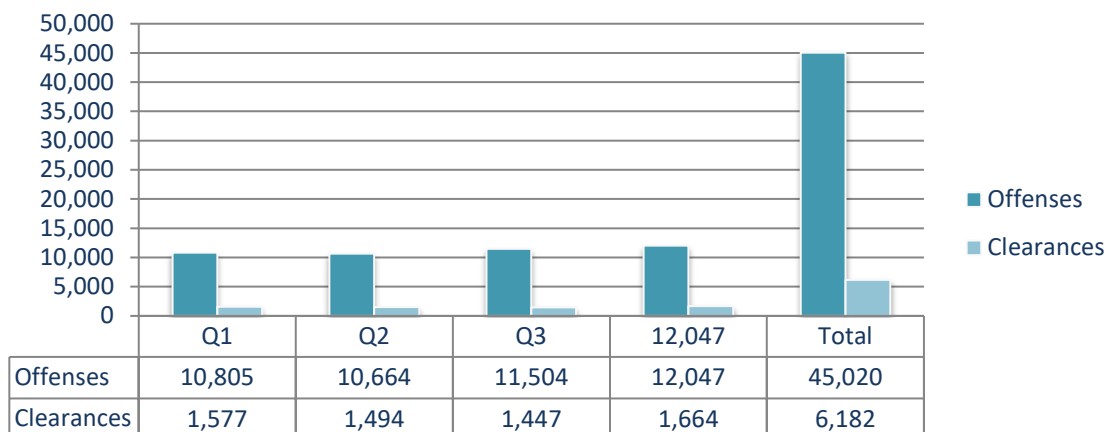
## 2017 Larceny Offenses

By Quarter & Quarterly Average



## 2017 Larceny Offenses & Clearances

by Quarter





# Larceny Offenses: Arrested Profile

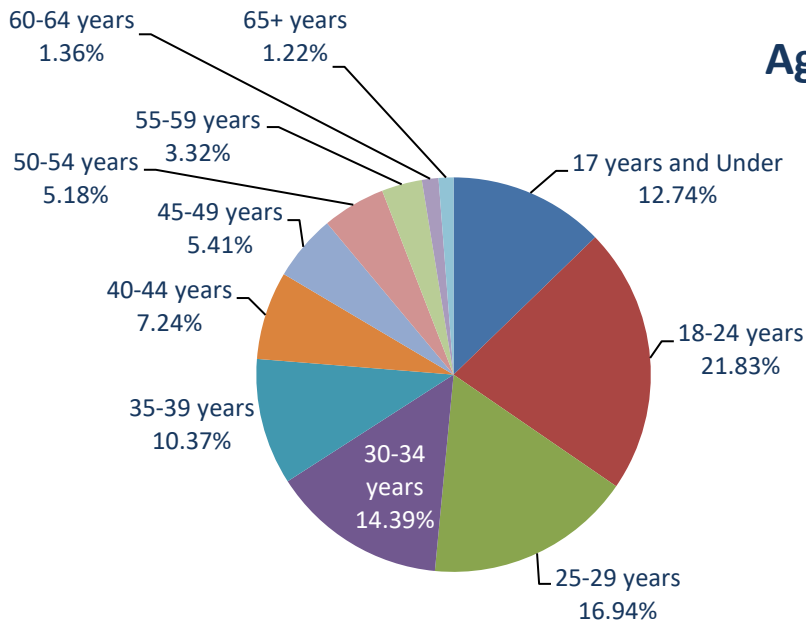
By Age and Gender

AGE	2017	% of 2017 Total
17 years and Under	826	12.74%
18-24 years	1,415	21.83%
25-29 years	1,098	16.94%
30-34 years	933	14.39%
35-39 years	672	10.37%
40-44 years	469	7.24%
45-49 years	351	5.41%
50-54 years	336	5.18%
55-59 years	215	3.32%
60-64 years	88	1.36%
65+ years	79	1.22%

**Total 6,482**

Male	Female
521	305
837	578
667	431
552	381
396	276
273	196
235	116
207	129
147	68
68	20
55	24

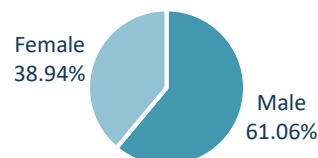
**3,958 2,524**



**Age of Persons Arrested for Larceny in 2017**

- 17 years and Under
- 18-24 years
- 25-29 years
- 30-34 years
- 35-39 years
- 40-44 years
- 45-49 years
- 50-54 years
- 55-59 years

**Gender for Persons Arrested for Larceny in 2017**





# Larceny Offenses: Value by Classification

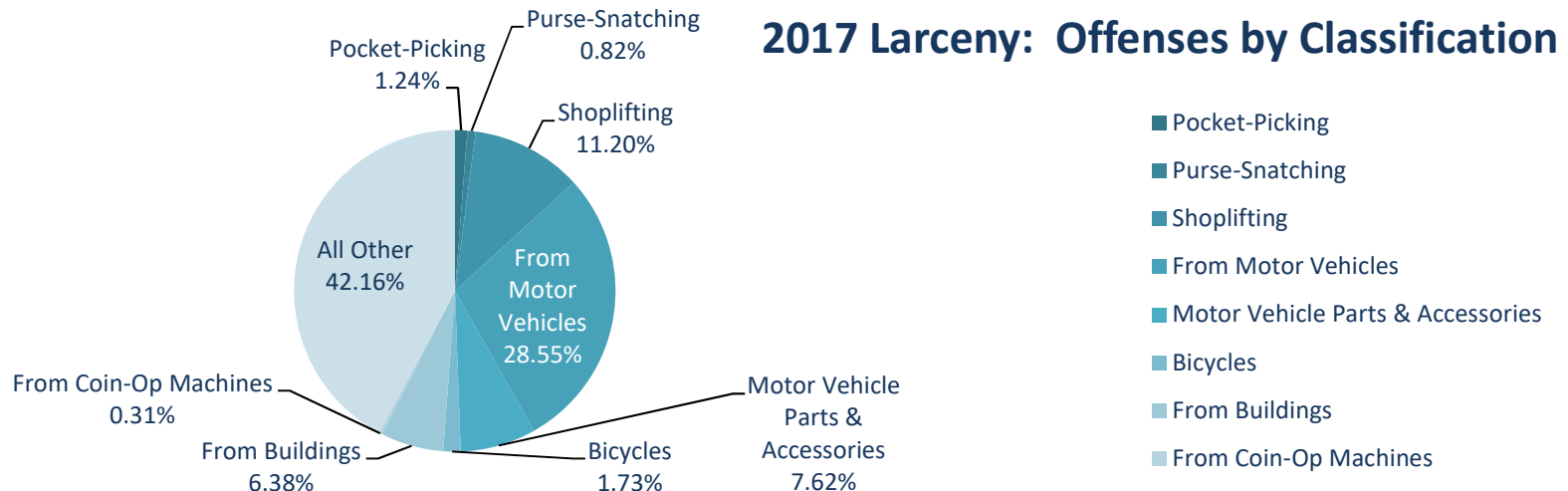
5-yr Comparison: 2013- 2017

## Larceny Offenses and Value by Classification

### Larceny Offenses and Value by Classification

Type	2013		2014		2015		2016		2017	
Pocket-Picking	714	\$1,429,767	808	\$833,647	962	\$1,936,394	0	\$0	557	\$483,065
Purse-Snatching	342	\$289,035	327	\$358,682	327	\$370,689	389	\$384,367	367	\$472,651
Shoplifting	10,219	\$2,859,127	8,489	\$3,082,623	8,996	\$3,035,173	7,218	\$3,041,461	5,038	\$2,485,887
From Motor Vehicles	10,902	\$12,111,697	10,803	\$22,510,161	11,509	\$15,921,492	12,390	\$19,838,668	12,843	\$18,729,584
Motor Vehicle Parts & Accessories	2,799	\$1,223,754	2,337	\$1,650,812	2,756	\$1,307,245	3,256	\$1,325,891	3,429	\$1,013,569
Bicycles	1,053	\$656,676	1,029	\$776,962	1,044	\$1,073,987	932	\$751,930	779	\$649,481
From Buildings	8,792	\$31,601,994	8,509	\$29,979,548	8,111	\$31,969,694	7,184	\$27,698,648	2,872	\$7,562,969
From Coin-Op Machines	83	\$14,828	113	\$40,356	99	\$66,591	97	\$80,021	139	\$209,102
All Other	10,798	\$30,241,873	9,707	\$39,607,768	9,300	\$21,886,333	11,164	\$29,509,874	18,968	\$54,832,949
<b>Total</b>	<b>45,702</b>	<b>\$80,428,751</b>	<b>42,122</b>	<b>\$98,840,559</b>	<b>43,104</b>	<b>\$77,567,598</b>	<b>42,630</b>	<b>\$82,630,860</b>	<b>44,992</b>	<b>\$86,439,257</b>

\*Unknown types of larceny offenses are not reported





# Larceny Rates: Nevada, Western and National

5-yr Comparison: 2013 - 2017

per 1,000 Population



\* 2017 Western and National data calculated using 2017 Crime in the US Preliminary percentage change estimates

THIS PAGE WAS LEFT INTENTIONALLY BLANK



# Motor Vehicle Theft Offenses



# 2017 Motor Vehicle Theft Statistics

**One Motor Vehicle Theft Every  
41 Minutes, 6 Seconds**

	Offenses	% of Index Crimes	% Change from 2016	Crime Rate / 1,000 Pop	Cleared	% Cleared
<b>INDEX CRIMES</b>	94,751		-0.97%	31.60	15,906	16.79%
<b>Property Crimes</b>	78,125	82.45%	2.97%	26.06	9,347	11.96%
<b>Motor Vehicle Theft</b>	12,784	13.49%	-2.81%	4.26	763	5.97%

## Most Probable Gender and Age of Arrested Offender

	Number	% of Total
Male, 25-29 years of age	174	20.07%
Total Arrests Reported	867	

*\* The total arrests cleared may not match the arrested data by gender, race, and ethnicity due to limitations in the way the data are collected and reported.*

## Most Probable Time of Year for Motor Vehicle Thefts

Quarter 4, October 1 - December 31	3,503	27.40%
Total MV Thefts Reported	12,784	

## Most Prevalent Stolen Type of Vehicle

Automobile	10,384	81.23%
Total MV Thefts Reported	12,784	







# About Motor Vehicle Thefts

Motor Vehicle Theft, per the FBI Uniform Crime Reporting program is defined as the theft or attempted theft of a motor vehicle. A motor vehicle is defined as a self-propelled vehicle that runs on land surface and not on rails. This includes automobiles, trucks, buses, motor scooters, all-terrain vehicles, snowmobiles, etc. This category does not include farm equipment, bulldozers, or watercraft.

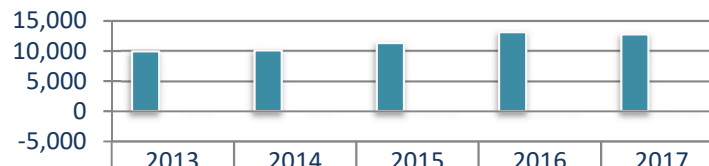


# Motor Vehicle Thefts in Nevada

5-yr Comparison: 2013 – 2017, By Quarter & Quarterly Average, Clearances by Quarter

## Motor Vehicle Thefts

5-yr Comparison: 2013 - 2017  
Crime Rates per 1,000 Population

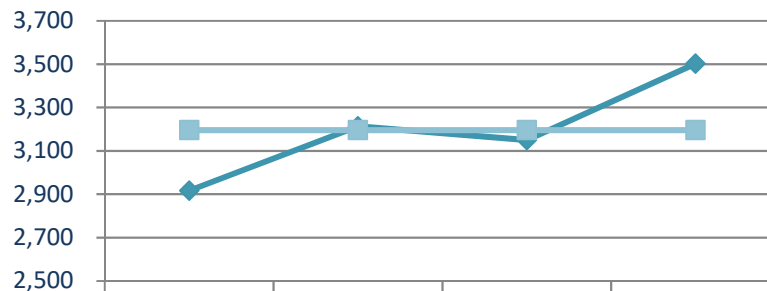


■ Thefts Reported (not actual)

	2013	2014	2015	2016	2017
Thefts Reported (not actual)	9,967	10,128	11,336	13,153	12,784
% Change from Prior Year	-0.2%	1.6%	11.9%	16.0%	-2.81%
Crime Rate per 1,000 Pop	3.58	3.57	3.92	4.47	4.26

## 2017 Motor Vehicle Thefts

By Quarter & Quarterly Average



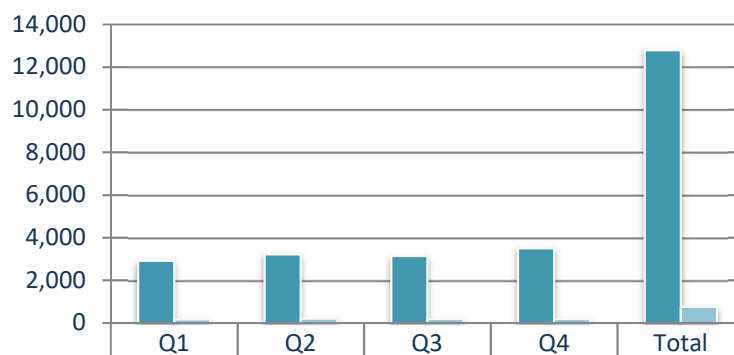
◆ Actual Thefts

■ Quarterly Average

	Qtr 1	Qtr 2	Qtr 3	Qtr 4
Actual Thefts	2,917	3,214	3,150	3,503
Quarterly Average	3,196	3,196	3,196	3,196

## 2017 Motor Vehicle Thefts & Clearances

by Quarter



■ Offenses

■ Clearances

	Q1	Q2	Q3	Q4	Total
Offenses	2,917	3,214	3,150	3,503	12,784
Clearances	181	201	194	187	763



# Motor Vehicle Thefts Offenses: Arrested Profile

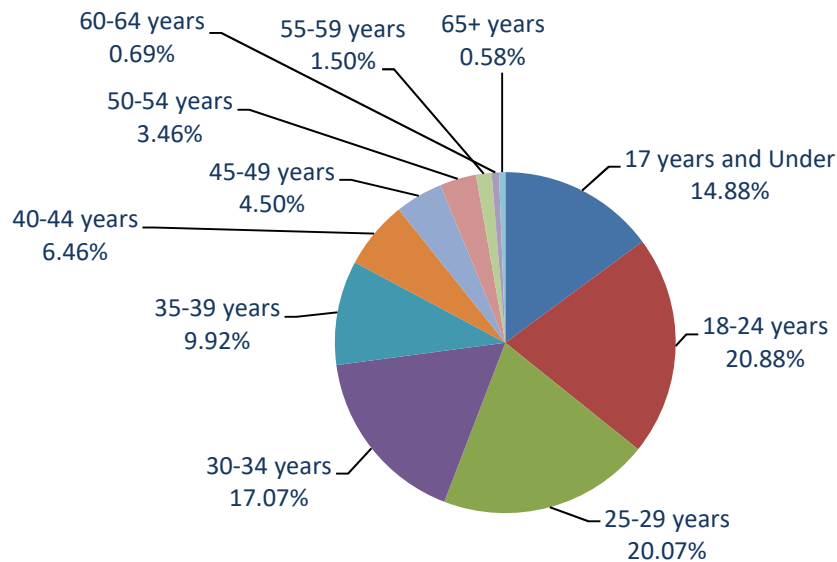
## By Age and Gender

AGE	2017	% of 2017 Total
17 years and Under	129	14.88%
18-24 years	181	20.88%
25-29 years	174	20.07%
30-34 years	148	17.07%
35-39 years	86	9.92%
40-44 years	56	6.46%
45-49 years	39	4.50%
50-54 years	30	3.46%
55-59 years	13	1.50%
60-64 years	6	0.69%
65+ years	5	0.58%

**Total 867**

Male	Female
96	33
143	38
135	39
102	46
65	21
42	14
29	10
24	6
9	4
5	1
4	1

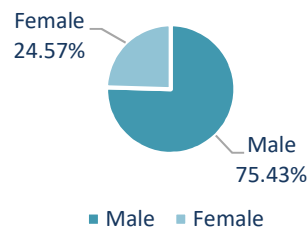
**654 213**



**Age of Persons Arrested**  
for Motor Vehicle Theft in 2017

- 17 years and Under
- 18-24 years
- 25-29 years
- 30-34 years
- 35-39 years
- 40-44 years
- 45-49 years
- 50-54 years

**Gender for Persons Arrested**  
for Motor Vehicle Theft in 2017



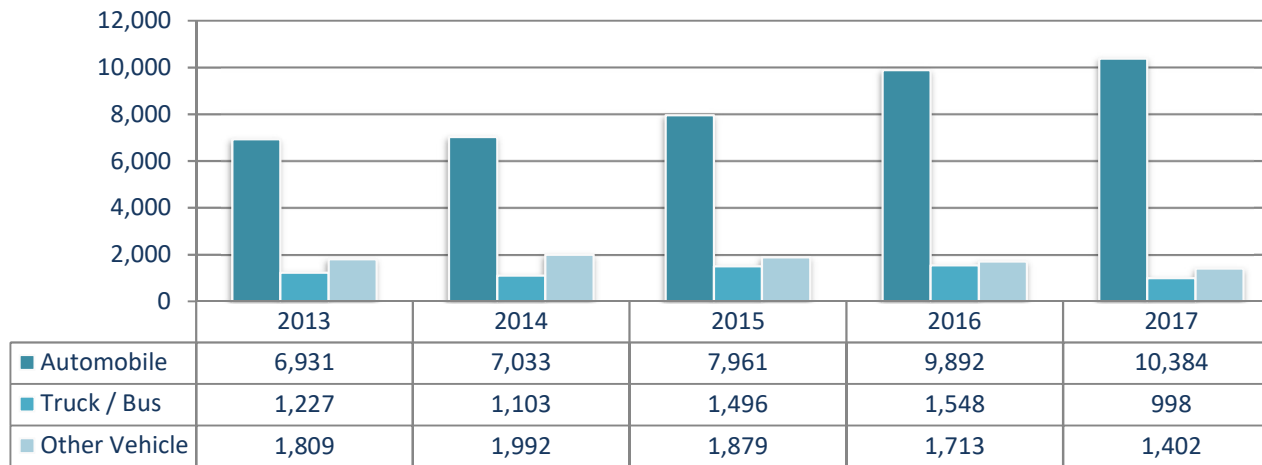


# Motor Vehicle Thefts: Classification & Recovery

5-yr Comparison: 2013 - 2017

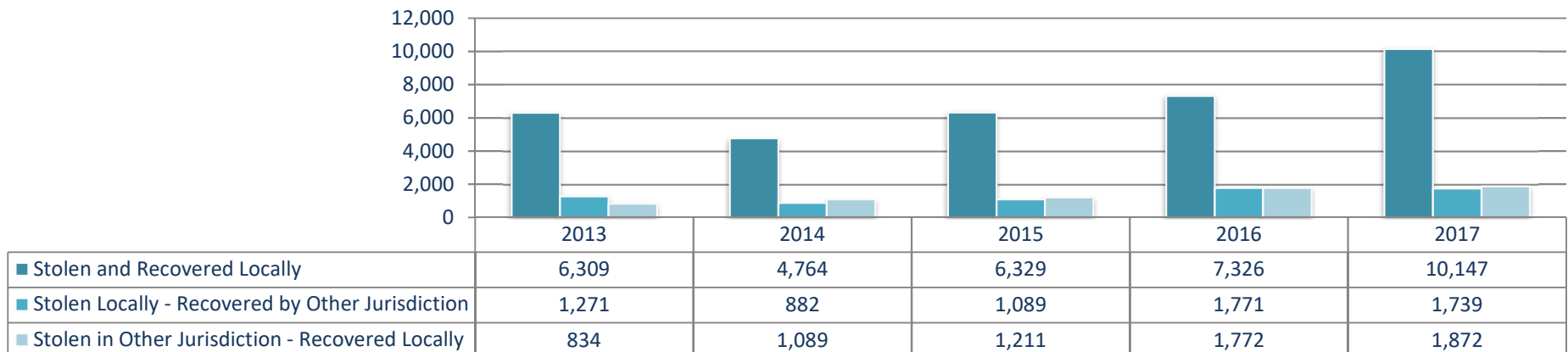
## Motor Vehicle Thefts By Classification

5-yr Comparison: 2013 - 2017



## Motor Vehicle Thefts Recovered

5-yr Comparison: 2013- 2017

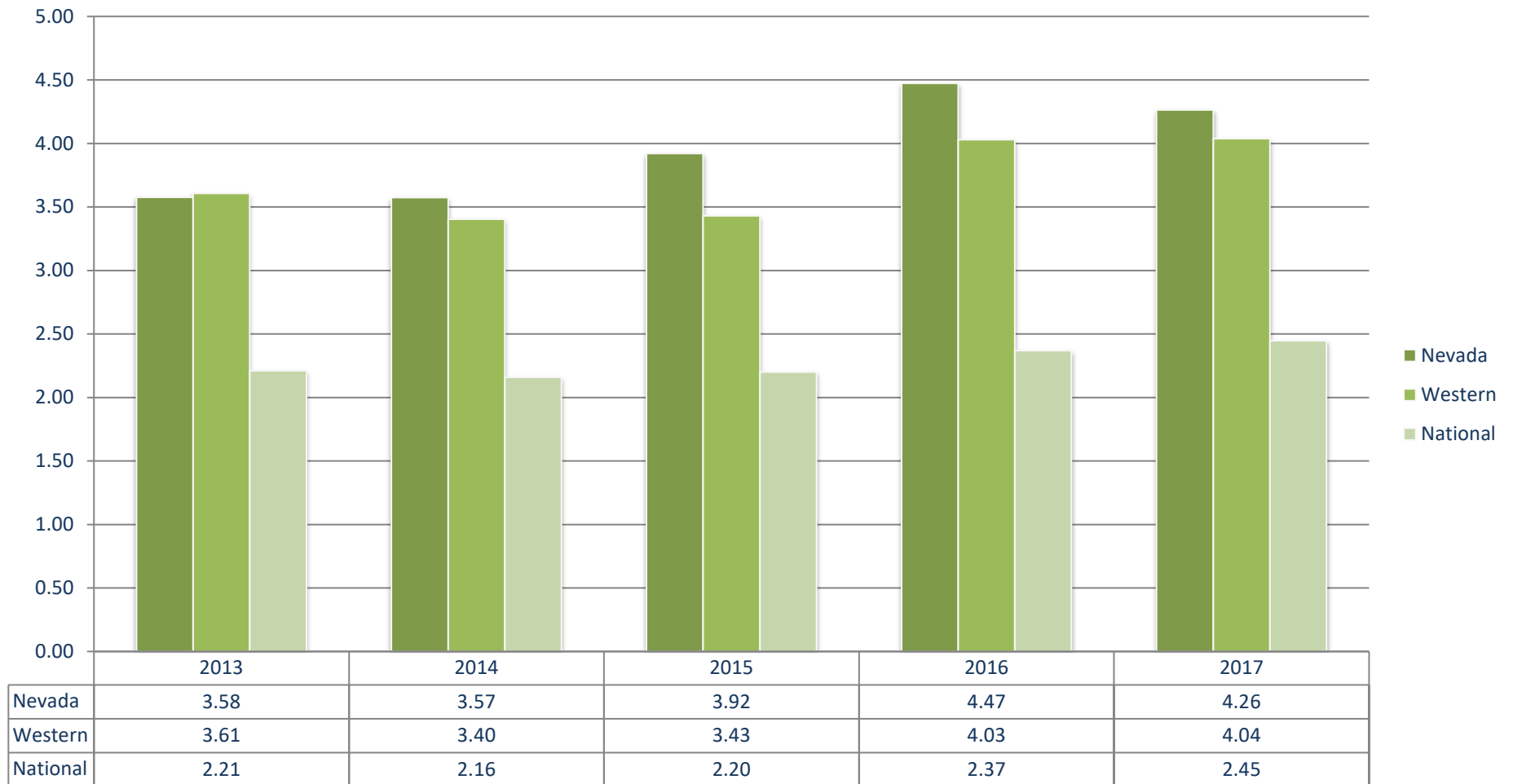




# Motor Vehicle Theft Crime Rates: Nevada, Western and National

5-yr Comparison: 2013 - 2017

per 1,000 Population



\* 2017 Western and National data calculated using 2017 Crime in the US Preliminary percentage change estimates

THIS PAGE WAS LEFT INTENTIONALLY BLANK



# Arson Offenses





# 2017 Arson Statistics

**One Arson Offense Every 1 Day, 1 Hour, 1 Minutes, 42 Seconds**

	Offenses	% of Index Crimes	% Change from 2016	Crime Rate / 1,000 Pop	Cleared	% Cleared
<b>INDEX CRIMES</b>	94,751		-0.97%	31.60	15,906	16.79%
<b>Property Crimes</b>	78,125	82.45%	2.97%	26.06	9,347	11.96%
<b>Arson</b>	350	0.37%	5.11%	0.12	90	25.71%

## Most Probable Gender and Age of Arrested Offender

	Number	% of Total
Male, 25-29 years of age	11	18.03%
Total Arrests Reported	61	

*\* The total arrests cleared may not match the arrested data by gender, race, and ethnicity due to limitations in the way the data are collected and reported.*

## Most Probable Time of Year for Arson

Quarter 2, April 1 - June 30	101	28.86%
Total Arson Offenses Reported	350	

## Most Prevalent Property Type

Residential	82	47.95%
Total Arson Structures Reported	171	

## Property Type with the Highest Property Value Loss

Residential	\$3,262,782	55.50%
Total Loss Value of Structures Reported	\$5,878,759	





# About Arson

Arson, per the FBI Uniform Crime Reporting Program, is defined as any willful or malicious burning or attempt to burn, with or without intent to defraud, a dwelling house, public building, motor vehicle or aircraft, personal property of another, etc.

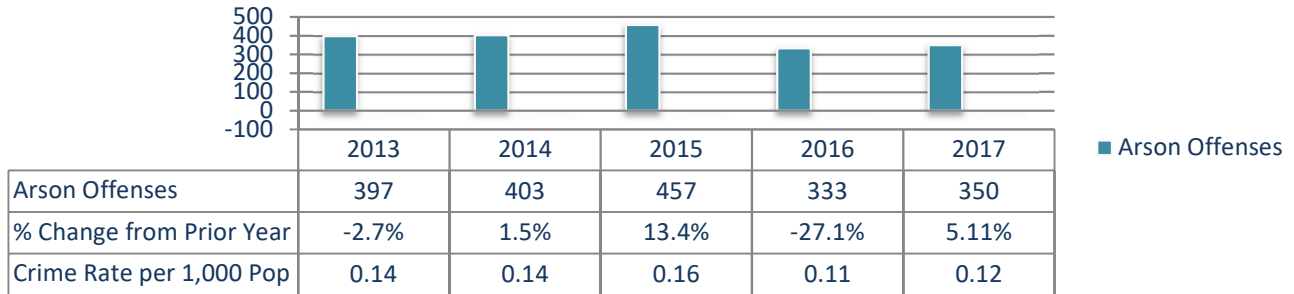


# Arson in Nevada

5-yr Comparison: 2013 – 2017, By Quarter vs Quarterly, & Clearances by Quarter

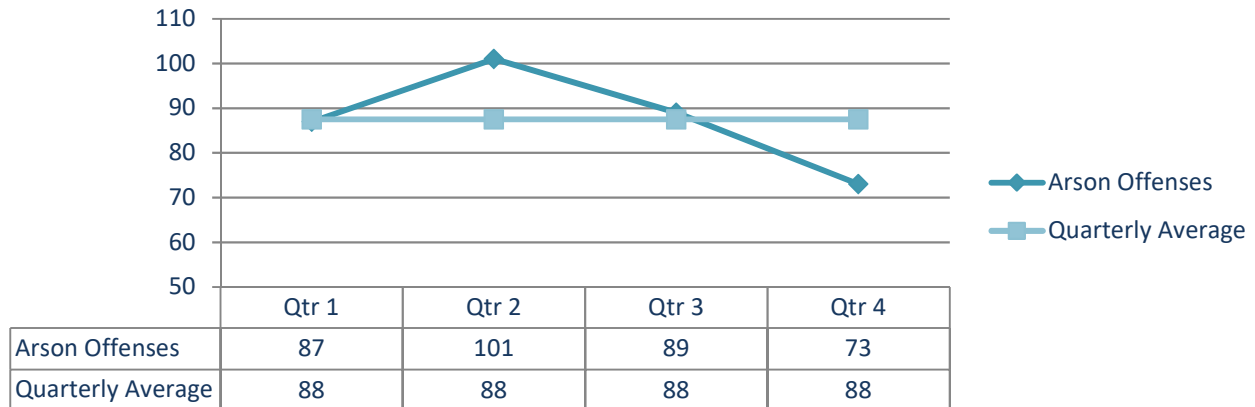
## Arson

5-yr Comparison: 2013 - 2017  
Crime Rates per 1,000 Population



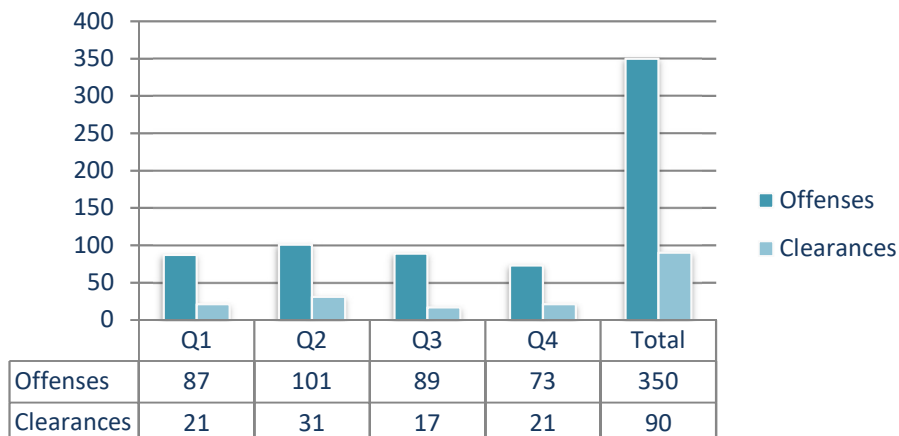
## 2017 Arson Offenses

By Quarter & Quarterly Average



## 2017 Arson Offenses & Clearances

by Quarter



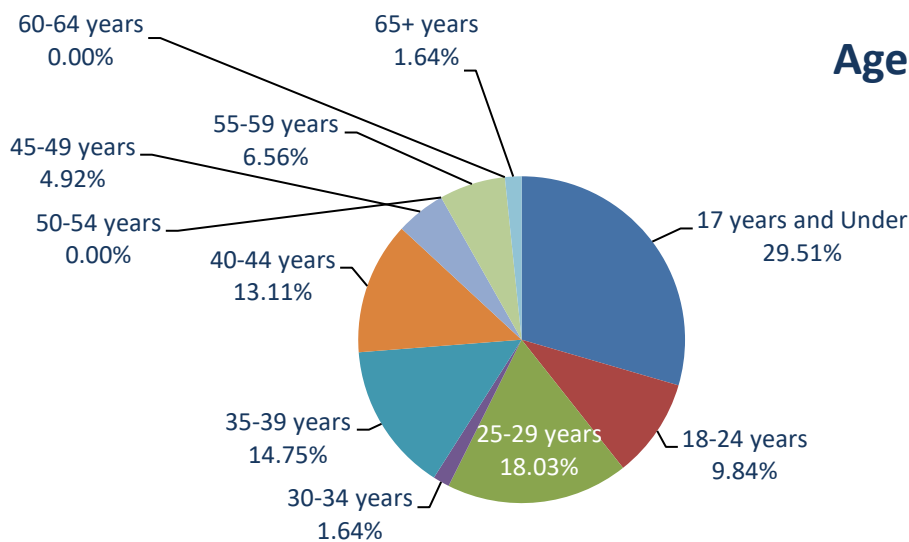


# Arson Offenses: Arrested Profile

By Age and Gender

AGE	2017	% of 2017 Total
17 years and Under	18	29.51%
18-24 years	6	9.84%
25-29 years	11	18.03%
30-34 years	1	1.64%
35-39 years	9	14.75%
40-44 years	8	13.11%
45-49 years	3	4.92%
50-54 years	0	0.00%
55-59 years	4	6.56%
60-64 years	0	0.00%
65+ years	1	1.64%
<b>Total</b>	<b>61</b>	

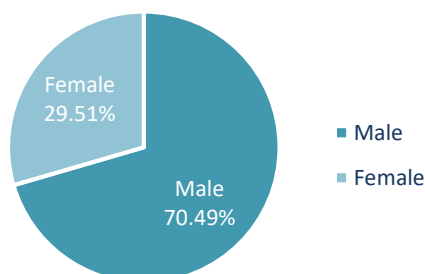
Male	Female
11	7
5	1
9	2
1	0
4	5
6	2
3	0
0	0
3	1
0	0
1	0
<b>43</b>	<b>18</b>



**Age of Persons Arrested**  
for Arson in 2017

- 17 years and Under
- 18-24 years
- 25-29 years
- 30-34 years
- 35-39 years
- 40-44 years
- 45-49 years
- 50-54 years

**Gender for Persons Arrested**  
for Arson in 2017



- Male
- Female





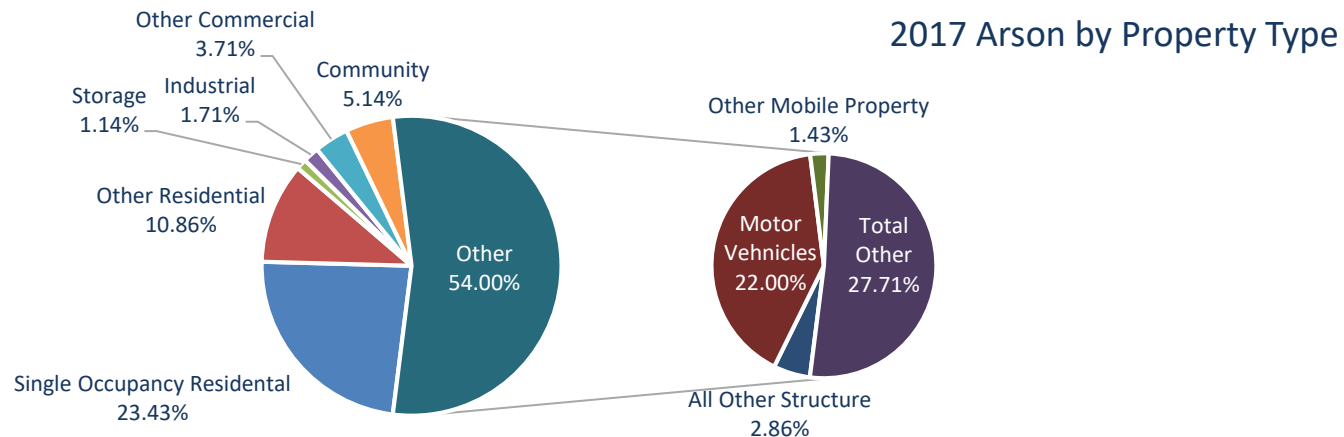
# Arson Offenses: By Type & Value of Loss

5-yr Comparison: 2013 - 2017

## Arson Offenses by Property Type and Estimated Value

### Arson Offenses by Property Type and Estimated Value

	2013		2014		2015		2016		2017	
<b>Structural</b>	#	Value of Loss	#	Value of Loss	#	Value of Loss	#	Value of Loss	#	Value of Loss
Residential	143	\$7,671,976	135	\$2,848,830	170	\$10,147,665	127	\$6,037,860	120	\$4,034,257
Non-Residential	45	\$955,135	58	\$551,387	61	\$1,635,995	41	\$953,800	51	\$1,844,502
<b>Mobile</b>										
Cars, Trailers, Boats, etc.	100	\$700,583	98	\$479,200	129	\$2,059,444	113	\$1,070,034	82	\$654,599
<b>All Other</b>										
Crops, Fields, Signs, etc.	109	\$29,052	112	\$107,718	97	\$477,093	52	\$25,250	97	\$17,039
<b>Total</b>	<b>397</b>	<b>\$9,356,746</b>	<b>403</b>	<b>\$3,987,135</b>	<b>457</b>	<b>\$14,320,197</b>	<b>333</b>	<b>\$8,086,944</b>	<b>350</b>	<b>\$6,550,397</b>

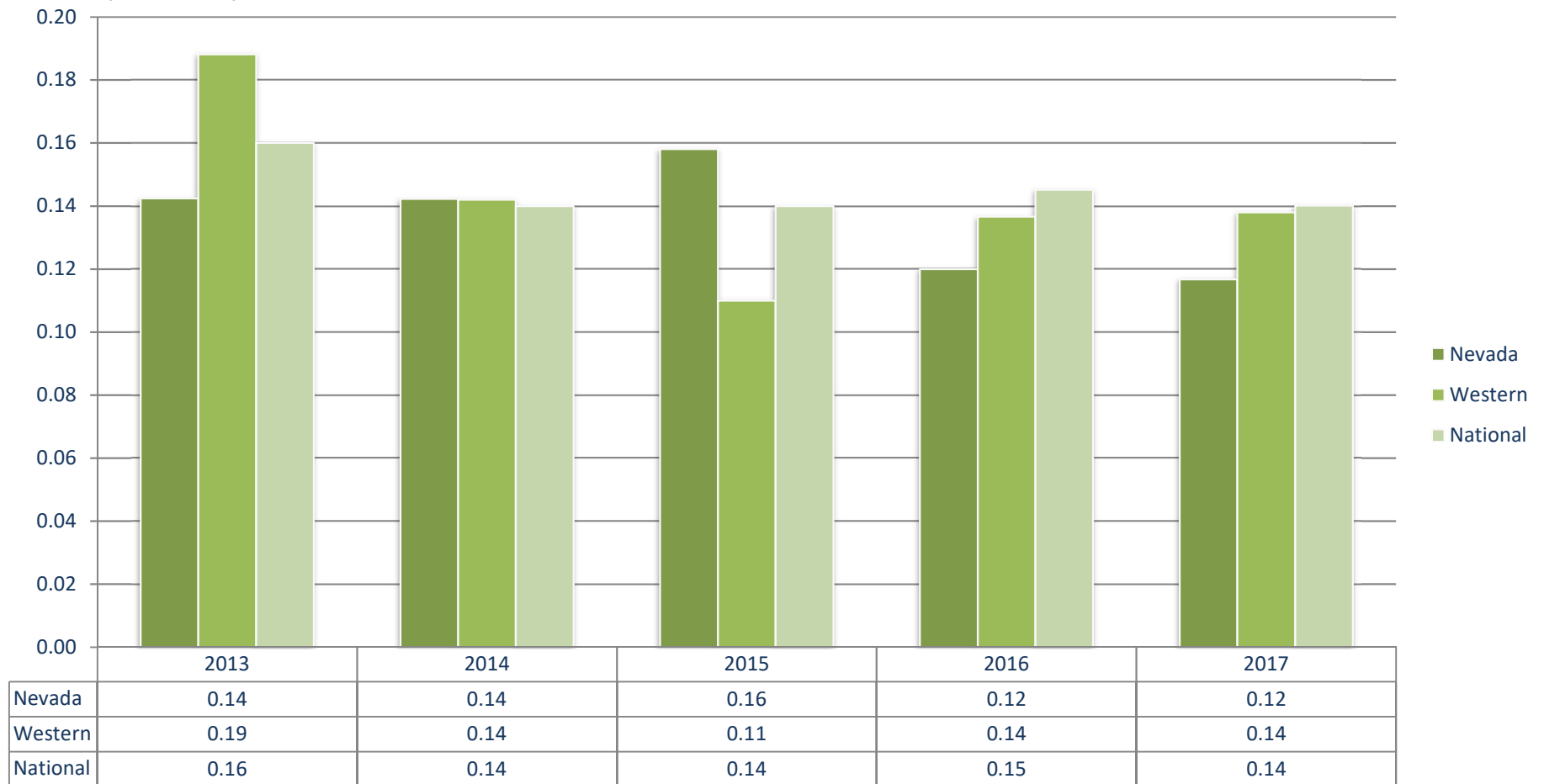




# Arson Crime Rates: Nevada, Western and National

5-yr Comparison: 2013 - 2017

per 1,000 Population



\* 2017 Western and National data calculated using 2017 Crime in the US Preliminary percentage change estimates

THIS PAGE WAS LEFT INTENTIONALLY BLANK





# Simple Assault Offenses



# 2017 Simple Assault Statistics

**One Simple Assault Every  
11 Minutes, 50 Seconds**

	Offenses	% of Index Crime	% Change from 2016	Crime Rate / 1,000 Pop	Cleared	% Cleared
<b>Simple Assault</b>	44,378	n/a	17.22%	14.80	19,595	44.15%

*\*Simple Assaults are not classified as Index Crimes*

## Most Probable Gender and Age of Arrested Offender

	Number	% of Total
Male, 25 - 29 years of age	2,855	17.68%
Total Arrests Reported	16,150	

*\* The total arrests cleared may not match the arrested data by gender, race, and ethnicity due to limitations in the way the data are collected and reported.*

## Most Probable Time of Year for Simple Assault Offenses

Quarter 4, October 1 - December 31	11,579	26.09%
Total Simple Assault Offenses Reported	44,378	

*\*Assault time was not reported for all offenses*





# About Simple Assaults

Simple assault, as defined by the FBI Uniform Crime Reporting program, includes all assaults which do not involve the use of a firearm, knife, cutting instrument, or other dangerous weapon and in which the victim did not sustain serious or aggravated injuries. Agencies classify simple assault for offenses such as assault and battery, injury caused by culpable negligence, intimidation, coercion, and all attempts to commit these offenses. Under certain circumstances, offenses of disorderly conduct, domestic violence, or affray is classified as simple assault.

Not included in this class are aggravated assaults. Simple assaults are non-index offenses; therefore, they are not included in the total number of violent crimes committed in the calendar year. However, due to the pervasiveness of these assaults the Nevada UCR office felt it was important to publish these statistics.



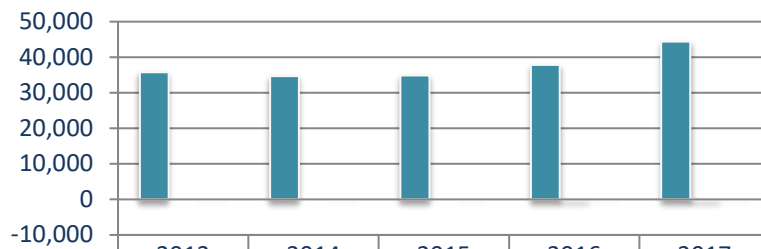


# Simple Assaults in Nevada

5-yr Comparison: 2013 – 2017, By Quarter vs Quarterly Average, Clearances by Quarter

## Simple Assaults

5-yr Comparison: 2013 - 2017

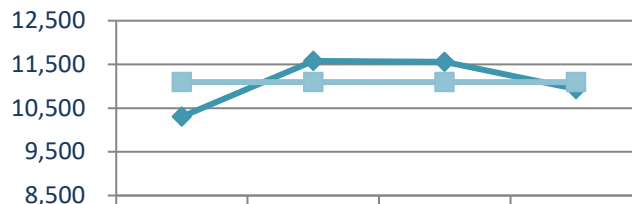


■ Simple Assault Offenses

	2013	2014	2015	2016	2017
Simple Assault Offenses	35,742	34,692	34,894	37,860	44,378
% Change from Prior Year	-2.66%	-2.94%	0.58%	8.50%	17.22%
Crime Rate per 1,000 Pop	12.83	12.25	12.07	12.88	14.80

## 2017 Simple Assaults Offenses

By Quarter & Quarterly Average



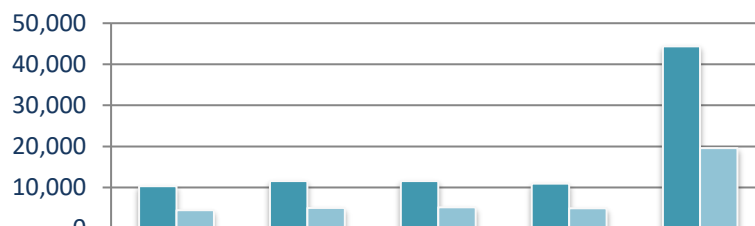
◆ Simple Assault Offenses

■ Quarterly Average

	Qtr 1	Qtr 2	Qtr 3	Qtr 4
Simple Assault Offenses	10,305	11,579	11,560	10,934
Quarterly Average	11,095	11,095	11,095	11,095

## 2017 Simple Assault Offenses & Clearances

by Quarter



■ Offenses

■ Clearances

	Q1	Q2	Q3	Q4	Total
Offenses	10,305	11,579	11,560	10,934	44,378
Clearances	4,457	4,991	5,202	4,945	19,595



# Simple Assault Offenses: Arrested Profile

5-yr Comparison: 2013 - 2017

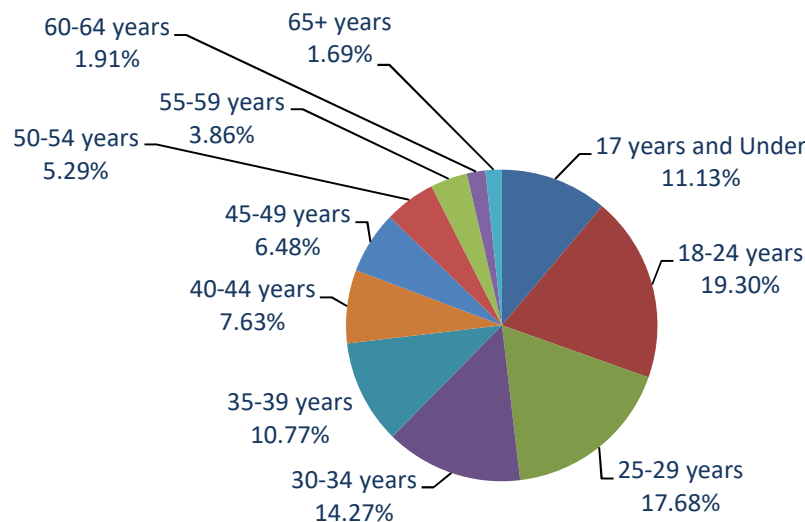
AGE	2017	% of 2017 Total
17 years and Under	1,797	11.13%
18-24 years	3,117	19.30%
25-29 years	2,855	17.68%
30-34 years	2,304	14.27%
35-39 years	1,739	10.77%
40-44 years	1,233	7.63%
45-49 years	1,046	6.48%
50-54 years	854	5.29%
55-59 years	624	3.86%
60-64 years	308	1.91%
65+ years	273	1.69%

**Total 16,150**

Male	Female
1,051	746
1,815	1,302
1,860	995
1,551	753
1,144	595
828	405
692	354
575	279
446	178
209	99
192	81

**10,363**

**5,787**

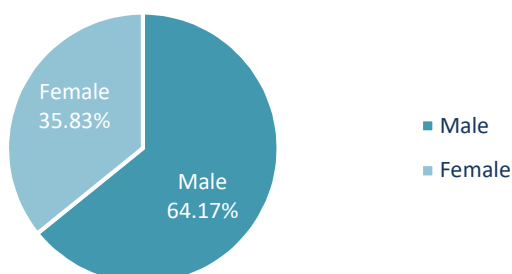


**Age of Persons Arrested**  
for Simple Assaults in 2017

- 17 years and Under
- 18-24 years
- 25-29 years
- 30-34 years
- 35-39 years
- 40-44 years
- 45-49 years
- 50-54 years

## Gender for Persons Arrested

for Simple Assaults in 2017



THIS PAGE WAS LEFT INTENTIONALLY BLANK



# Stolen & Recovered Property



# Stolen & Recovered Property Values Statistics

	Value	Value Recovered	Recovery Rate	% Change from 2016	Value Recovered/1,000 Population
<b>Stolen Property</b> (including MV Theft)	\$315,869,665	\$101,580,993	32.16%	3.46%	\$33,882
<b>Stolen Property</b> (not including MV Theft)	\$194,707,894	\$7,741,541	3.98%	2.17%	\$2,582

## Highest Value of Stolen Property

	Value Stolen	% of Total
Locally Stolen Motor Vehicles	\$121,161,771	38.36%
Miscellaneous	\$60,213,483	19.06%
Stolen Property Value Reported	\$315,869,665	

## Highest Value of Recovered Property

	Recovery Rate	Value Recovered	% of Total
Locally Stolen Motor Vehicles	77.45%	\$93,839,452	92.38%
Firearms	19.38%	\$553,022	0.54%
Recovered Property Value Reported		\$101,580,993	







# About Stolen & Recovered Values

This value does not include the value of property damaged due to vandalism, malicious mischief or arson.

Supplementary reports relating to stolen and recovered property provide information on the estimated value of such property. Investigating officers have the obligation to assess the value of property stolen and recovered in each crime index offense. Officers are guided by the following instructions:

1. Use the fair market value for articles that are subject to depreciation because of wear and tear, age, or other factors that cause the value to decrease with use.
2. Use the cost to the merchant (wholesale cost) of goods stolen from retail establishments, warehouses, etc. In other words, use the dollar value representing the actual cash loss to the victim without any markup or profit added.
3. Use the victim's evaluation of items such as jewelry, watches, and other similar goods that decrease in value slightly or not at all with use or age.
4. Use the replacement cost or actual cash cost to the victim for new or almost new clothes, auto accessories, bicycles, etc.
5. Use common sense and good judgment to dictate a fair market value of the stolen items when the victim obviously exaggerates the value of stolen property for insurance or other purposes.





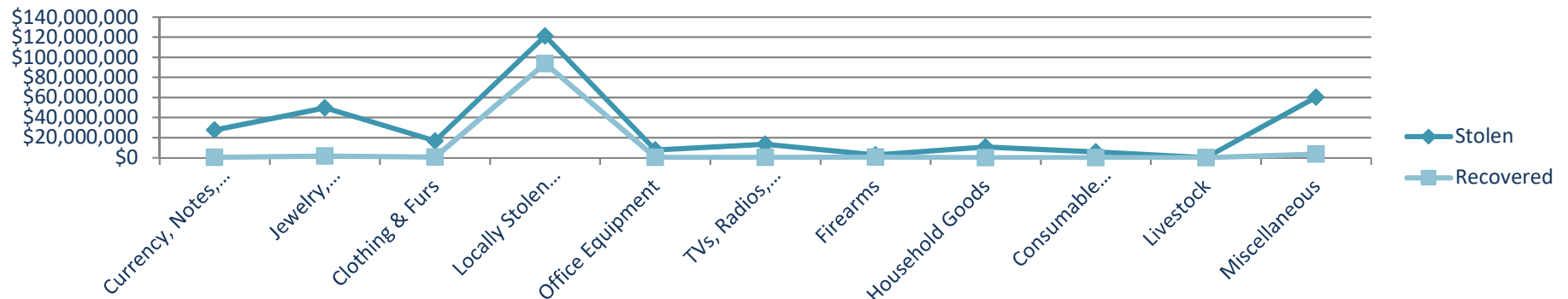
# Value of Property of Stolen & Recovered By Property Type

5-yr Comparison: 2013 - 2017

Property Type	2013		2014		2015		2016		2017	
	Stolen	Recovered	Stolen	Recovered	Stolen	Recovered	Stolen	Recovered	Stolen	Recovered
Currency, Notes, Etc...	\$19,735,147	\$308,757	\$26,850,589	\$205,694	\$23,494,641	\$856,129	\$28,998,593	\$245,098	\$27,617,181	\$330,439
Jewelry, Precious Metals	\$46,862,356	\$925,003	\$55,514,920	\$890,835	\$54,625,406	\$951,018	\$55,909,295	\$1,206,536	\$49,652,650	\$1,751,832
Clothing & Furs	\$9,262,064	\$369,655	\$11,380,551	\$338,723	\$12,914,674	\$513,789	\$14,485,351	\$507,053	\$16,712,249	\$623,999
Locally Stolen Motor Vehicles	\$49,010,631	\$19,556,509	\$74,306,603	\$16,028,216	\$93,653,854	\$67,718,079	\$114,180,814	\$81,448,208	\$121,161,771	\$93,839,452
Office Equipment	\$10,573,750	\$251,589	\$10,825,936	\$210,264	\$20,072,955	\$336,772	\$8,570,045	\$261,270	\$7,657,252	\$218,917
TVs, Radios, VCRs, Cameras	\$14,344,320	\$366,630	\$13,143,947	\$314,130	\$13,971,143	\$459,214	\$15,764,554	\$449,855	\$13,442,015	\$345,449
Firearms	\$2,117,246	\$117,688	\$2,944,535	\$181,265	\$2,761,682	\$319,515	\$2,567,932	\$306,273	\$2,853,386	\$553,022
Household Goods	\$10,512,090	\$191,097	\$9,871,125	\$187,037	\$8,546,548	\$166,407	\$6,477,626	\$166,446	\$10,697,070	\$60,522
Consumable Goods	\$1,315,469	\$194,617	\$1,565,095	\$226,700	\$2,068,433	\$222,008	\$2,922,103	\$455,235	\$5,667,230	\$101,898
Livestock	\$95,654	\$1,458	\$12,444	\$50	\$14,220	\$200	\$41,187	\$7,524	\$195,378	\$17,670
Miscellaneous	\$52,908,194	\$2,648,446	\$100,677,841	\$1,748,088	\$51,645,586	\$2,364,873	\$55,375,448	\$2,715,929	\$60,213,483	\$3,737,793
<b>Recovery Rate</b>		<b>11.5%</b>		<b>6.6%</b>		<b>26.0%</b>		<b>28.7%</b>		<b>32.2%</b>
<b>Total</b>	<b>\$216,736,921</b>	<b>\$24,931,449</b>	<b>\$307,093,586</b>	<b>\$20,331,002</b>	<b>\$283,769,142</b>	<b>\$73,908,004</b>	<b>\$305,292,948</b>	<b>\$87,769,427</b>	<b>\$315,869,665</b>	<b>\$101,580,993</b>

## 2017 Value of Property

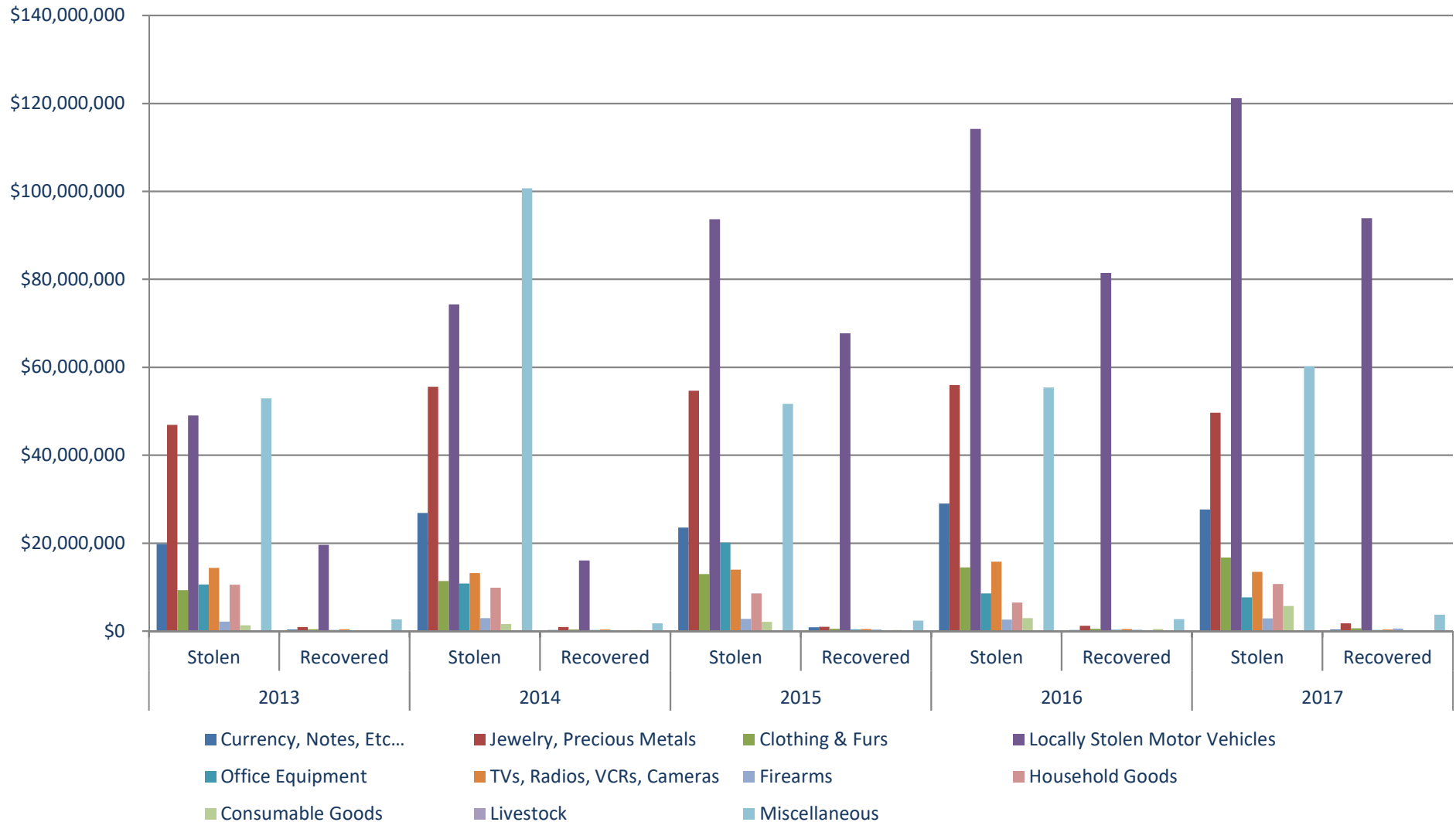
Stolen vs Recovered





# Value of Property Stolen & Recovered By Property Type

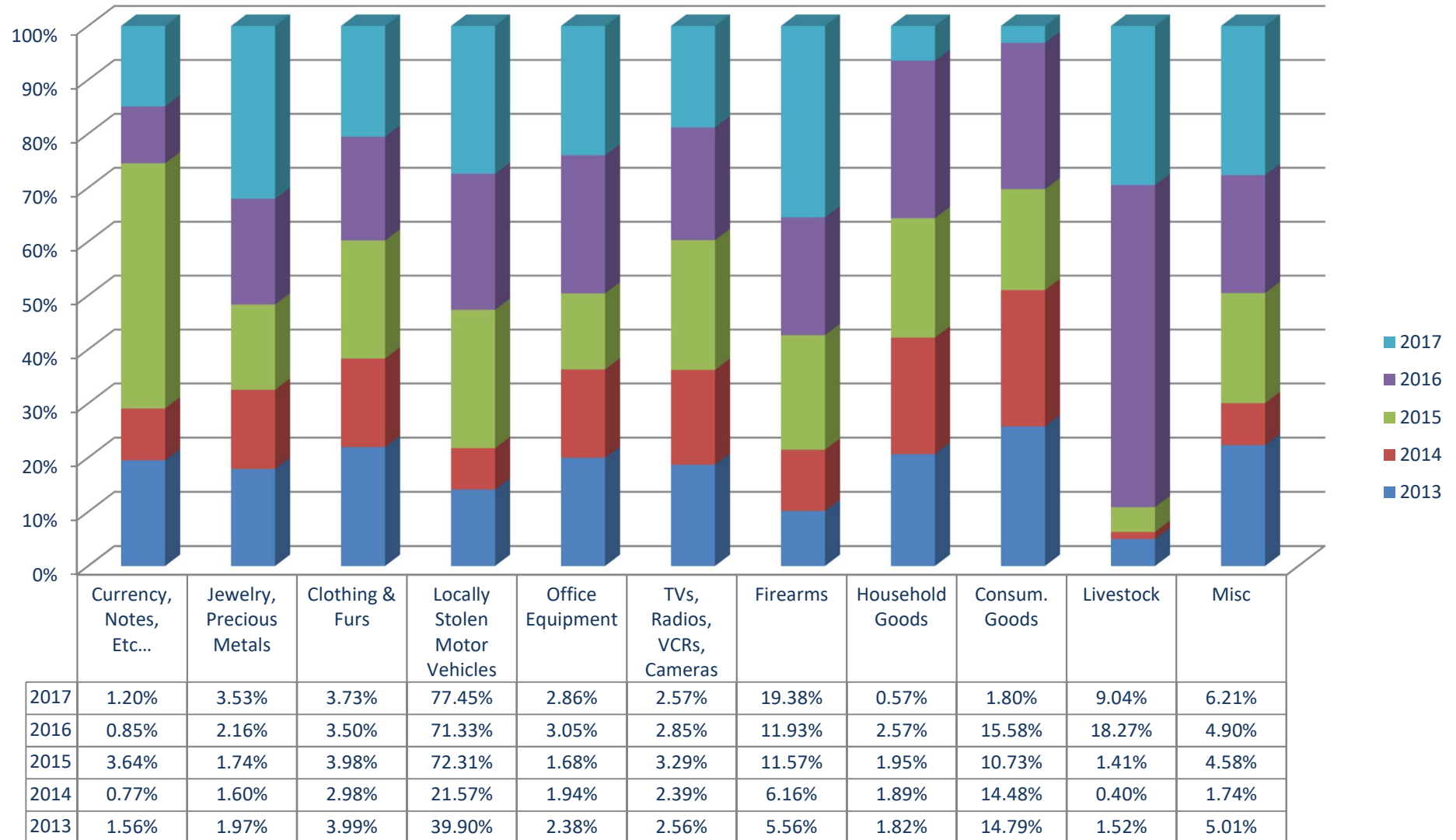
5-yr Comparison: 2013 - 2017





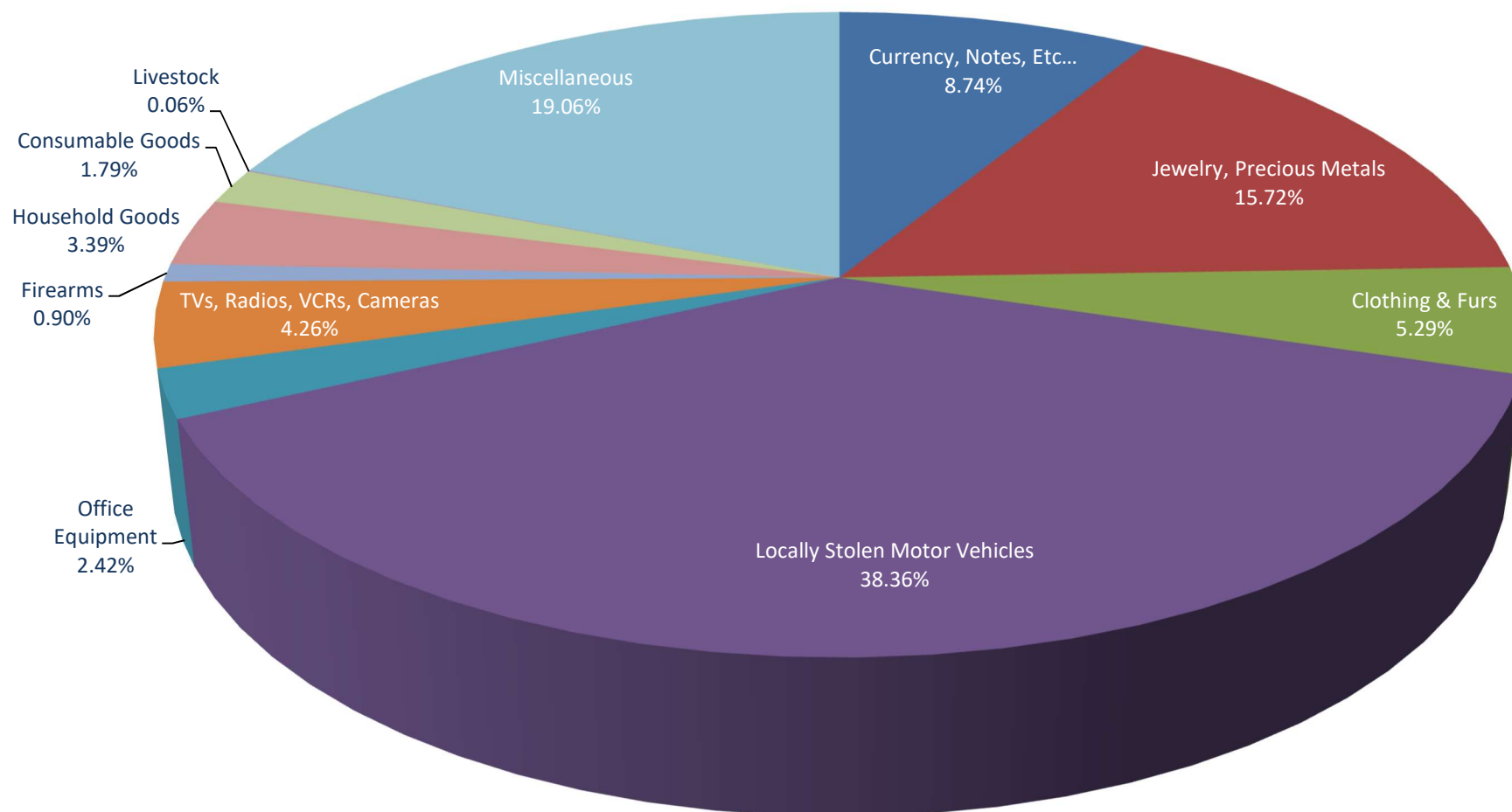
# Percentage of Recovered Property By Type

5-yr Comparison: 2013 - 2017





# 2017 Stolen Property by Type





# 2017 Stolen & Recovered Property Values

## By Agency and County

2017 Property Values Type of Property	State Total	Carson	Churchill Total	Churchill Co	Fallon	Clark Total	Boulder PD	Clark SD	College of SNV	Henderson	LV Metro	LV Fire	Mesquite
<b>STOLEN: Currency, Notes, Etc</b>	<b>\$27,617,181</b>	<b>\$152,298</b>	<b>\$23,244</b>	<b>\$17,848</b>	<b>\$5,396</b>	<b>\$21,227,840</b>	<b>\$20,235</b>	<b>\$10,709</b>	<b>\$0</b>	<b>\$2,953,541</b>	<b>\$17,179,168</b>	<b>\$380</b>	<b>\$5,032</b>
Value Recovered	\$330,439	\$16	\$944	\$944	\$0	\$209,594	\$351	\$779	\$0	\$29,403	\$156,754	\$0	\$13,490
% Recovered	1.20%	0.01%	4.06%	5.29%	0.00%	0.99%	1.73%	7.27%	0.00%	1.00%	0.91%	0.00%	268.08%
<b>STOLEN: Jewelry and Metals</b>	<b>\$49,652,650</b>	<b>\$81,801</b>	<b>\$20,835</b>	<b>\$7,921</b>	<b>\$12,914</b>	<b>\$46,471,944</b>	<b>\$68,231</b>	<b>\$4,290</b>	<b>\$330</b>	<b>\$4,182,350</b>	<b>\$39,615,183</b>	<b>\$1,050</b>	<b>\$70,624</b>
Value Recovered	\$1,751,832	\$16,559	\$104	\$100	\$4	\$1,524,847	\$1,520	\$400	\$0	\$102,006	\$500,997	\$0	\$0
% Recovered	3.53%	20.24%	0.50%	1.26%	0.03%	3.28%	2.23%	9.32%	0.00%	2.44%	1.26%	0.00%	0.00%
<b>STOLEN: Clothing and Furst</b>	<b>\$16,712,249</b>	<b>\$20,801</b>	<b>\$4,043</b>	<b>\$772</b>	<b>\$3,271</b>	<b>\$15,889,169</b>	<b>\$1,025</b>	<b>\$7,445</b>	<b>\$0</b>	<b>\$1,216,441</b>	<b>\$13,986,285</b>	<b>\$0</b>	<b>\$852</b>
Value Recovered	\$623,999	\$1,356	\$719	\$0	\$719	\$548,076	\$350	\$1,365	\$0	\$63,115	\$463,745	\$0	\$80
% Recovered	3.73%	6.52%	17.78%	0.00%	21.98%	3.45%	34.15%	18.33%	0.00%	5.19%	3.32%	0.00%	9.39%
<b>STOLEN: Locally Stolen Motor Vehicles</b>	<b>\$121,161,771</b>	<b>\$639,598</b>	<b>\$81,229</b>	<b>\$71,800</b>	<b>\$9,429</b>	<b>\$99,278,661</b>	<b>\$188,282</b>	<b>\$315,009</b>	<b>\$14,987</b>	<b>\$7,412,628</b>	<b>\$80,091,670</b>	<b>\$0</b>	<b>\$128,300</b>
Value Recovered	\$93,839,452	\$365,444	\$62,100	\$53,600	\$8,500	\$83,035,993	\$54,021	\$57,000	\$3,000	\$5,023,526	\$69,774,140	\$0	\$38,800
% Recovered	77.45%	57.14%	76.45%	74.65%	90.15%	83.64%	28.69%	18.09%	20.02%	67.77%	87.12%	0.00%	30.24%
<b>STOLEN: Office Equipment</b>	<b>\$7,657,252</b>	<b>\$29,291</b>	<b>\$3,480</b>	<b>\$3,400</b>	<b>\$80</b>	<b>\$6,062,612</b>	<b>\$55</b>	<b>\$110,030</b>	<b>\$220</b>	<b>\$504,638</b>	<b>\$4,854,357</b>	<b>\$0</b>	<b>\$5,438</b>
Value Recovered	\$218,917	\$5,910	\$0	\$0	\$0	\$164,681	\$0	\$11,413	\$0	\$18,524	\$98,620	\$0	\$0
% Recovered	2.86%	20.18%	0.00%	0.00%	0.00%	2.72%	0.00%	10.37%	0.00%	3.67%	2.03%	0.00%	0.00%
<b>STOLEN: Televisions, Radios, Stereos, etc</b>	<b>\$13,442,015</b>	<b>\$43,618</b>	<b>\$18,580</b>	<b>\$1,604</b>	<b>\$16,976</b>	<b>\$12,567,659</b>	<b>\$6,350</b>	<b>\$31,359</b>	<b>\$3,639</b>	<b>\$394,803</b>	<b>\$11,532,127</b>	<b>\$0</b>	<b>\$4,709</b>
Value Recovered	\$345,449	\$2,547	\$565	\$0	\$565	\$310,510	\$0	\$2,990	\$340	\$13,219	\$266,391	\$0	\$130
% Recovered	2.57%	5.84%	3.04%	0.00%	3.33%	2.47%	0.00%	9.53%	9.34%	3.35%	2.31%	0.00%	2.76%
<b>STOLEN: Firearms</b>	<b>\$2,853,386</b>	<b>\$37,393</b>	<b>\$13,172</b>	<b>\$10,050</b>	<b>\$3,122</b>	<b>\$2,272,094</b>	<b>\$10,441</b>	<b>\$1,300</b>	<b>\$0</b>	<b>\$220,744</b>	<b>\$1,725,133</b>	<b>\$0</b>	<b>\$13,949</b>
Value Recovered	\$553,022	\$20,723	\$1,000	\$1,000	\$0	\$468,166	\$0	\$0	\$0	\$52,746	\$356,986	\$0	\$700
% Recovered	19.38%	55.42%	7.59%	9.95%	0.00%	20.61%	0.00%	0.00%	0.00%	23.89%	20.69%	0.00%	5.02%
<b>STOLEN: Household Goods</b>	<b>\$10,697,070</b>	<b>\$19,010</b>	<b>\$7,574</b>	<b>\$3,857</b>	<b>\$3,717</b>	<b>\$10,183,433</b>	<b>\$3,125</b>	<b>\$5,605</b>	<b>\$0</b>	<b>\$570,605</b>	<b>\$9,092,134</b>	<b>\$0</b>	<b>\$2,735</b>
Value Recovered	\$60,522	\$2,875	\$333	\$0	\$333	\$49,366	\$0	\$2,205	\$0	\$6,505	\$31,311	\$0	\$2,010
% Recovered	0.57%	15.12%	4.40%	0.00%	8.96%	0.48%	0.00%	39.34%	0.00%	1.14%	0.34%	0.00%	73.49%
<b>STOLEN: Consumable Goods</b>	<b>\$5,667,230</b>	<b>\$6,414</b>	<b>\$2,876</b>	<b>\$478</b>	<b>\$2,398</b>	<b>\$5,211,050</b>	<b>\$96</b>	<b>\$998</b>	<b>\$53</b>	<b>\$189,467</b>	<b>\$4,881,336</b>	<b>\$0</b>	<b>\$808</b>
Value Recovered	\$101,898	\$4,860	\$819	\$0	\$819	\$85,301	\$17	\$119	\$0	\$20,367	\$47,395	\$0	\$112
% Recovered	1.80%	75.77%	28.48%	0.00%	34.15%	1.64%	17.71%	11.92%	0.00%	10.75%	0.97%	0.00%	13.86%
<b>STOLEN: Livestock</b>	<b>\$195,378</b>	<b>\$5</b>	<b>\$0</b>	<b>\$0</b>	<b>\$0</b>	<b>\$20,487</b>	<b>\$0</b>	<b>\$23,884</b>	<b>\$0</b>	<b>\$3,100</b>	<b>(\$6,497)</b>	<b>\$0</b>	<b>\$0</b>
Value Recovered	\$17,670	\$5	\$0	\$0	\$0	\$126	\$0	\$0	\$0	\$0	\$126	\$0	\$0
% Recovered	9.04%	100.00%	0.00%	0.00%	0.00%	0.62%	0.00%	0.00%	0.00%	0.00%	-1.94%	0.00%	0.00%
<b>STOLEN: Miscellaneous</b>	<b>\$60,213,483</b>	<b>\$338,477</b>	<b>\$141,418</b>	<b>\$103,647</b>	<b>\$37,771</b>	<b>\$50,966,174</b>	<b>\$234,216</b>	<b>\$434,375</b>	<b>\$3,035</b>	<b>\$5,500,056</b>	<b>\$40,225,633</b>	<b>\$975</b>	<b>\$94,325</b>
Value Recovered	\$3,737,793	\$113,647	\$15,360	\$8,701	\$6,659	\$2,612,361	\$161,078	\$56,418	\$130	\$268,278	\$1,416,013	\$0	\$4,539
% Recovered	6.21%	33.58%	10.86%	8.39%	17.63%	5.13%	68.77%	12.99%	4.28%	4.88%	3.52%	0.00%	4.81%
<b>STOLEN: Total Value</b>	<b>\$315,869,665</b>	<b>\$1,368,706</b>	<b>\$316,451</b>	<b>\$221,377</b>	<b>\$95,074</b>	<b>\$270,151,123</b>	<b>\$532,056</b>	<b>\$945,004</b>	<b>\$22,264</b>	<b>\$23,148,373</b>	<b>\$223,176,529</b>	<b>\$2,405</b>	<b>\$326,772</b>
Value Recovered	\$101,580,993	\$533,942	\$81,944	\$64,345	\$17,599	\$89,009,021	\$217,337	\$132,689	\$3,470	\$5,597,689	\$73,112,478	\$0	\$59,861
% Recovered	32.16%	39.01%	25.89%	29.07%	18.51%	32.95%	40.85%	14.04%	15.59%	24.18%	32.76%	0.00%	18.32%





# 2017 Stolen & Recovered Property Values cont..

## By Agency and County

2017 Property Values Type of Property	State Total	NLV Fire	NLV PD	UNLV PD	Douglas	Elko Total	Carlin	Elko PD	Elko CO	West Wendover	Esmeralda	Eureka
<b>STOLEN: Currency, Notes, Etc</b>	<b>\$27,617,181</b>	\$0	\$1,049,785	\$8,990	\$85,011	\$145,087	\$500	\$103,799	\$20,031	\$20,757	\$0	\$308
Value Recovered	\$330,439	\$0	\$8,779	\$38	\$2,819	\$2,407	\$0	\$178	\$874	\$1,355	\$0	\$574
% Recovered	1.20%	0.00%	0.84%	0.42%	3.32%	1.66%	0.00%	0.17%	4.36%	6.53%	0.00%	186.36%
<b>STOLEN: Jewelry and Metals</b>	<b>\$49,652,650</b>	\$0	\$2,528,661	\$1,225	\$246,829	\$51,520	\$0	\$39,420	\$6,350	\$5,750	\$0	\$10,500
Value Recovered	\$1,751,832	\$0	\$919,924	\$0	\$15,549	\$1,070	\$0	\$1,070	\$0	\$0	\$0	\$0
% Recovered	3.53%	0.00%	36.38%	0.00%	6.30%	2.08%	0.00%	2.71%	0.00%	0.00%	0.00%	0.00%
<b>STOLEN: Clothing and Furst</b>	<b>\$16,712,249</b>	\$0	\$664,991	\$12,130	\$53,556	\$7,639	\$0	\$4,589	\$2,650	\$400	\$0	\$0
Value Recovered	\$623,999	\$0	\$19,081	\$340	\$5,182	\$1,391	\$0	\$591	\$800	\$0	\$0	\$305
% Recovered	3.73%	0.00%	2.87%	2.80%	9.68%	18.21%	0.00%	12.88%	30.19%	0.00%	0.00%	0.00%
<b>STOLEN: Locally Stolen Motor Vehicles</b>	<b>\$121,161,771</b>	\$0	\$11,023,203	\$104,582	\$401,749	\$783,229	\$6,000	\$384,052	\$263,677	\$129,500	\$0	\$69,245
Value Recovered	\$93,839,452	\$0	\$8,001,924	\$83,582	\$317,710	\$555,884	\$0	\$280,278	\$165,606	\$110,000	\$0	\$134,245
% Recovered	77.45%	0.00%	72.59%	79.92%	79.08%	70.97%	0.00%	72.98%	62.81%	84.94%	0.00%	193.87%
<b>STOLEN: Office Equipment</b>	<b>\$7,657,252</b>	\$0	\$587,874	\$0	\$6,501	\$4,270	\$0	\$2,420	\$0	\$1,850	\$0	\$10
Value Recovered	\$218,917	\$0	\$36,124	\$0	\$1,460	\$0	\$0	\$0	\$0	\$0	\$0	\$0
% Recovered	2.86%	0.00%	6.14%	0.00%	22.46%	0.00%	0.00%	0.00%	0.00%	0.00%	0.00%	0.00%
<b>STOLEN: Televisions, Radios, Stereos, etc</b>	<b>\$13,442,015</b>	\$0	\$407,006	\$187,666	\$33,754	\$91,585	\$0	\$72,202	\$5,222	\$14,161	\$0	\$0
Value Recovered	\$345,449	\$0	\$24,615	\$2,825	\$128	\$6,693	\$0	\$6,693	\$0	\$0	\$0	\$500
% Recovered	2.57%	0.00%	6.05%	1.51%	0.38%	7.31%	0.00%	9.27%	0.00%	0.00%	0.00%	0.00%
<b>STOLEN: Firearms</b>	<b>\$2,853,386</b>	\$0	\$300,027	\$500	\$32,975	\$42,228	\$150	\$18,375	\$22,440	\$1,263	\$0	\$1,004
Value Recovered	\$553,022	\$0	\$57,734	\$0	\$900	\$6,007	\$0	\$1,550	\$4,457	\$0	\$0	\$269
% Recovered	19.38%	0.00%	19.24%	0.00%	2.73%	14.23%	0.00%	8.44%	19.86%	0.00%	0.00%	26.79%
<b>STOLEN: Household Goods</b>	<b>\$10,697,070</b>	\$0	\$509,229	\$0	\$21,373	\$18,799	\$0	\$5,880	\$12,329	\$590	\$0	\$2,644
Value Recovered	\$60,522	\$0	\$7,335	\$0	\$825	\$188	\$0	\$188	\$0	\$0	\$0	\$0
% Recovered	0.57%	0.00%	1.44%	0.00%	3.86%	1.00%	0.00%	3.20%	0.00%	0.00%	0.00%	0.00%
<b>STOLEN: Consumable Goods</b>	<b>\$5,667,230</b>	\$0	\$137,654	\$638	\$40,895	\$6,972	\$15	\$5,434	\$1,479	\$44	\$0	\$2,190
Value Recovered	\$101,898	\$0	\$17,289	\$2	\$2,135	\$984	\$0	\$981	\$3	\$0	\$0	\$1,600
% Recovered	1.80%	0.00%	12.56%	0.31%	5.22%	14.11%	0.00%	18.05%	0.20%	0.00%	0.00%	73.06%
<b>STOLEN: Livestock</b>	<b>\$195,378</b>	\$0	\$0	\$0	\$0	\$850	\$0	\$50	\$800	\$0	\$0	\$0
Value Recovered	\$17,670	\$0	\$0	\$0	\$0	\$0	\$0	\$0	\$0	\$0	\$0	\$0
% Recovered	9.04%	0.00%	0.00%	0.00%	0.00%	0.00%	0.00%	0.00%	0.00%	0.00%	0.00%	0.00%
<b>STOLEN: Miscellaneous</b>	<b>\$60,213,483</b>	\$0	\$4,404,422	\$69,137	\$342,480	\$523,118	\$2,152	\$356,542	\$125,584	\$38,840	\$0	\$32,600
Value Recovered	\$3,737,793	\$0	\$686,028	\$19,877	\$28,392	\$29,838	\$250	\$20,935	\$4,532	\$4,121	\$0	\$9,988
% Recovered	6.21%	0.00%	15.58%	28.75%	8.29%	5.70%	11.62%	5.87%	3.61%	10.61%	0.00%	30.64%
<b>STOLEN: Total Value</b>	<b>\$315,869,665</b>	\$0	\$21,612,852	\$384,868	\$1,265,123	\$1,675,297	\$8,817	\$992,763	\$460,562	\$213,155	\$0	\$118,501
Value Recovered	\$101,580,993	\$0	\$9,778,833	\$106,664	\$375,100	\$604,462	\$250	\$312,464	\$176,272	\$115,476	\$0	\$147,481
% Recovered	32.16%	0.00%	45.25%	27.71%	29.65%	36.08%	2.84%	31.47%	38.27%	54.17%	0.00%	124.46%



# 2017 Stolen & Recovered Property Values cont..

## By Agency and County

2017 Property Values Type of Property	State Total	Humboldt Total	Humboldt SD	Humboldt Co	Winnemucca	Lander	Lincoln	Lyon Total	Lyon Co	Yerington	Mineral	Nye
<b>STOLEN: Currency, Notes, Etc</b>	<b>\$27,617,181</b>	<b>\$9,668</b>	<b>\$0</b>	<b>\$4,938</b>	<b>\$4,730</b>	<b>\$6,190</b>	<b>\$130</b>	<b>\$44,391</b>	<b>\$44,391</b>	<b>\$0</b>	<b>\$200</b>	<b>\$209,585</b>
Value Recovered	\$330,439	\$1,700	\$0	\$822	\$878	\$491	\$130	\$619	\$619	\$0	\$0	\$5,211
% Recovered	1.20%	17.58%	0.00%	16.65%	18.56%	7.93%	100.00%	1.39%	1.39%	0.00%	0.00%	2.49%
<b>STOLEN: Jewelry and Metals</b>	<b>\$49,652,650</b>	<b>\$19,390</b>	<b>\$0</b>	<b>\$10,235</b>	<b>\$9,155</b>	<b>\$33,450</b>	<b>\$0</b>	<b>\$142,168</b>	<b>\$142,168</b>	<b>\$0</b>	<b>\$0</b>	<b>\$106,544</b>
Value Recovered	\$1,751,832	\$0	\$0	\$0	\$0	\$2,400	\$0	\$2,390	\$2,390	\$0	\$0	\$1
% Recovered	3.53%	0.00%	0.00%	0.00%	0.00%	7.17%	0.00%	1.68%	1.68%	0.00%	0.00%	0.00%
<b>STOLEN: Clothing and Furst</b>	<b>\$16,712,249</b>	<b>\$2,774</b>	<b>\$0</b>	<b>\$1,244</b>	<b>\$1,530</b>	<b>\$10</b>	<b>\$5</b>	<b>\$15,507</b>	<b>\$15,507</b>	<b>\$0</b>	<b>\$0</b>	<b>\$4,101</b>
Value Recovered	\$623,999	\$302	\$0	\$30	\$272	\$10	\$0	\$4,380	\$4,380	\$0	\$0	\$227
% Recovered	3.73%	10.89%	0.00%	2.41%	17.78%	100.00%	0.00%	28.25%	28.25%	0.00%	0.00%	5.54%
<b>STOLEN: Locally Stolen Motor Vehicles</b>	<b>\$121,161,771</b>	<b>\$178,350</b>	<b>\$0</b>	<b>\$38,803</b>	<b>\$139,547</b>	<b>\$119,882</b>	<b>\$10,900</b>	<b>\$320,402</b>	<b>\$320,402</b>	<b>\$0</b>	<b>\$32,700</b>	<b>\$409,447</b>
Value Recovered	\$93,839,452	\$159,849	\$0	\$49,302	\$110,547	\$60,901	\$10,900	\$225,320	\$225,320	\$0	\$0	\$154,761
% Recovered	77.45%	89.63%	0.00%	127.06%	79.22%	50.80%	100.00%	70.32%	70.32%	0.00%	0.00%	37.80%
<b>STOLEN: Office Equipment</b>	<b>\$7,657,252</b>	<b>\$6,788</b>	<b>\$0</b>	<b>\$3,978</b>	<b>\$2,810</b>	<b>\$0</b>	<b>\$120</b>	<b>\$213</b>	<b>\$213</b>	<b>\$0</b>	<b>\$0</b>	<b>\$1,887</b>
Value Recovered	\$218,917	\$1,380	\$0	\$0	\$0	\$0	\$0	\$0	\$0	\$0	\$0	\$0
% Recovered	2.86%	20.33%	0.00%	0.00%	0.00%	0.00%	0.00%	0.00%	0.00%	0.00%	0.00%	0.00%
<b>STOLEN: Televisions, Radios, Stereos, etc</b>	<b>\$13,442,015</b>	<b>\$23,034</b>	<b>\$0</b>	<b>\$10,351</b>	<b>\$12,683</b>	<b>\$5,585</b>	<b>\$0</b>	<b>\$14,576</b>	<b>\$14,576</b>	<b>\$0</b>	<b>\$0</b>	<b>\$31,551</b>
Value Recovered	\$345,449	\$4,170	\$0	\$100	\$4,070	\$950	\$0	\$1,360	\$1,360	\$0	\$0	\$614
% Recovered	2.57%	18.10%	0.00%	0.97%	32.09%	17.01%	0.00%	9.33%	9.33%	0.00%	0.00%	1.95%
<b>STOLEN: Firearms</b>	<b>\$2,853,386</b>	<b>\$6,855</b>	<b>\$0</b>	<b>\$3,656</b>	<b>\$3,199</b>	<b>\$7,628</b>	<b>\$3,900</b>	<b>\$51,316</b>	<b>\$51,316</b>	<b>\$0</b>	<b>\$200</b>	<b>\$32,594</b>
Value Recovered	\$553,022	\$1,368	\$0	\$610	\$758	\$2,800	\$353	\$9,589	\$9,589	\$0	\$0	\$3,814
% Recovered	19.38%	19.96%	0.00%	16.68%	23.69%	36.71%	9.05%	18.69%	18.69%	0.00%	0.00%	11.70%
<b>STOLEN: Household Goods</b>	<b>\$10,697,070</b>	<b>\$1,885</b>	<b>\$0</b>	<b>\$1,641</b>	<b>\$244</b>	<b>\$560</b>	<b>\$74</b>	<b>\$22,220</b>	<b>\$22,220</b>	<b>\$0</b>	<b>\$340</b>	<b>\$70,257</b>
Value Recovered	\$60,522	\$254	\$0	\$10	\$244	\$0	\$74	\$312	\$312	\$0	\$0	\$1,068
% Recovered	0.57%	13.47%	0.00%	0.61%	100.00%	0.00%	100.00%	1.40%	1.40%	0.00%	0.00%	1.52%
<b>STOLEN: Consumable Goods</b>	<b>\$5,667,230</b>	<b>\$1,824</b>	<b>\$0</b>	<b>\$759</b>	<b>\$1,065</b>	<b>\$3,757</b>	<b>\$15</b>	<b>\$5,875</b>	<b>\$5,875</b>	<b>\$0</b>	<b>\$158</b>	<b>\$291</b>
Value Recovered	\$101,898	\$1,049	\$0	\$56	\$993	\$51	\$0	\$105	\$105	\$0	\$0	\$315
% Recovered	1.80%	57.51%	0.00%	7.38%	93.24%	1.36%	0.00%	1.79%	1.79%	0.00%	0.00%	108.25%
<b>STOLEN: Livestock</b>	<b>\$195,378</b>	<b>\$721</b>	<b>\$0</b>	<b>\$75</b>	<b>\$646</b>	<b>\$1,000</b>	<b>\$0</b>	<b>\$15</b>	<b>\$15</b>	<b>\$0</b>	<b>\$0</b>	<b>\$116,514</b>
Value Recovered	\$17,670	\$227	\$0	\$227	\$0	\$1,000	\$0	\$0	\$0	\$0	\$0	\$16,300
% Recovered	9.04%	31.48%	0.00%	302.67%	0.00%	100.00%	0.00%	0.00%	0.00%	0.00%	0.00%	13.99%
<b>STOLEN: Miscellaneous</b>	<b>\$60,213,483</b>	<b>\$88,326</b>	<b>\$0</b>	<b>\$20,707</b>	<b>\$67,619</b>	<b>\$47,165</b>	<b>\$16,946</b>	<b>\$272,055</b>	<b>\$272,055</b>	<b>\$0</b>	<b>\$3,709</b>	<b>\$377,988</b>
Value Recovered	\$3,737,793	\$55,661	\$0	\$16,150	\$39,511	\$16,369	\$5,045	\$32,022	\$32,022	\$0	\$53	\$56,093
% Recovered	6.21%	63.02%	0.00%	77.99%	58.43%	34.71%	29.77%	11.77%	11.77%	0.00%	1.43%	14.84%
<b>STOLEN: Total Value</b>	<b>\$315,869,665</b>	<b>\$339,615</b>	<b>\$0</b>	<b>\$96,387</b>	<b>\$243,228</b>	<b>\$225,227</b>	<b>\$32,090</b>	<b>\$888,738</b>	<b>\$888,738</b>	<b>\$0</b>	<b>\$37,307</b>	<b>\$1,360,759</b>
Value Recovered	\$101,580,993	\$225,960	\$0	\$67,307	\$157,273	\$84,972	\$16,502	\$276,097	\$276,097	\$0	\$53	\$238,404
% Recovered	32.16%	66.53%	0.00%	69.83%	64.66%	37.73%	51.42%	31.07%	31.07%	0.00%	0.14%	17.52%





# 2017 Stolen & Recovered Property Values cont..

## By Agency and County

2017 Property Values Type of Property	State Total	Pershing Total	Lovelock	Pershing Co	Storey	Washoe Total	Reno	Reno-Tahoe Aa	Sparks	UNR	Washoe SD	Washoe Co
<b>STOLEN: Currency, Notes, Etc</b>	<b>\$27,617,181</b>	<b>\$15,100</b>	<b>\$12,591</b>	<b>\$2,509</b>	<b>\$15,120</b>	<b>\$5,659,515</b>	<b>\$4,915,237</b>	<b>\$1,227</b>	<b>\$630,202</b>	<b>\$3,176</b>	<b>\$363</b>	<b>\$109,310</b>
Value Recovered	\$330,439	\$7	\$0	\$7	\$0	\$101,209	\$94,452	\$0	\$5,895	\$1	\$33	\$828
% Recovered	1.20%	0.05%	0.00%	0.28%	0.00%	1.79%	1.92%	0.00%	0.94%	0.03%	9.09%	0.76%
<b>STOLEN: Jewelry and Metals</b>	<b>\$49,652,650</b>	<b>\$12,000</b>	<b>\$12,000</b>	<b>\$0</b>	<b>\$1,089</b>	<b>\$2,441,080</b>	<b>\$1,563,168</b>	<b>\$800</b>	<b>\$377,500</b>	<b>\$0</b>	<b>\$200</b>	<b>\$499,412</b>
Value Recovered	\$1,751,832	\$0	\$0	\$0	\$623	\$188,289	\$145,984	\$0	\$7,381	\$0	\$0	\$34,924
% Recovered	3.53%	0.00%	0.00%	0.00%	57.21%	7.71%	9.34%	0.00%	1.96%	0.00%	0.00%	6.99%
<b>STOLEN: Clothing and Furst</b>	<b>\$16,712,249</b>	<b>\$489</b>	<b>\$274</b>	<b>\$215</b>	<b>\$758</b>	<b>\$712,477</b>	<b>\$479,844</b>	<b>\$8,859</b>	<b>\$169,079</b>	<b>\$4,753</b>	<b>\$1,842</b>	<b>\$48,100</b>
Value Recovered	\$623,999	\$45	\$0	\$45	\$0	\$61,521	\$31,967	\$6,404	\$23,050	\$0	\$0	\$100
% Recovered	3.73%	9.20%	0.00%	20.93%	0.00%	8.63%	6.66%	72.29%	13.63%	0.00%	0.00%	0.21%
<b>STOLEN: Locally Stolen Motor Vehicles</b>	<b>\$121,161,771</b>	<b>\$62,435</b>	<b>\$25,635</b>	<b>\$36,800</b>	<b>\$112,900</b>	<b>\$18,485,045</b>	<b>\$11,968,354</b>	<b>\$150,934</b>	<b>\$5,242,186</b>	<b>\$18,900</b>	<b>\$2,500</b>	<b>\$1,102,171</b>
Value Recovered	\$93,839,452	\$11,100	\$6,500	\$4,600	\$0	\$8,466,245	\$5,829,654	\$129,934	\$2,076,296	\$14,500	\$0	\$415,861
% Recovered	77.45%	17.78%	25.36%	12.50%	0.00%	45.80%	48.71%	86.09%	39.61%	76.72%	0.00%	37.73%
<b>STOLEN: Office Equipment</b>	<b>\$7,657,252</b>	<b>\$500</b>	<b>\$0</b>	<b>\$500</b>	<b>\$1,137</b>	<b>\$1,540,093</b>	<b>\$866,892</b>	<b>\$20</b>	<b>\$227,001</b>	<b>\$374,375</b>	<b>\$16,981</b>	<b>\$54,824</b>
Value Recovered	\$218,917	\$0	\$0	\$0	\$0	\$45,486	\$19,793	\$0	\$21,943	\$1,500	\$350	\$1,900
% Recovered	2.86%	0.00%	0.00%	0.00%	0.00%	2.95%	2.28%	0.00%	9.67%	0.40%	2.06%	3.47%
<b>STOLEN: Televisions, Radios, Stereos, etc</b>	<b>\$13,442,015</b>	<b>\$12,170</b>	<b>\$1,020</b>	<b>\$11,150</b>	<b>\$170</b>	<b>\$599,137</b>	<b>\$391,706</b>	<b>\$0</b>	<b>\$131,899</b>	<b>\$2,662</b>	<b>\$14,635</b>	<b>\$58,235</b>
Value Recovered	\$345,449	\$170	\$170	\$0	\$0	\$16,982	\$8,621	\$0	\$3,076	\$67	\$0	\$5,218
% Recovered	2.57%	1.40%	16.67%	0.00%	0.00%	2.83%	2.20%	0.00%	2.33%	2.52%	0.00%	8.96%
<b>STOLEN: Firearms</b>	<b>\$2,853,386</b>	<b>\$2,031</b>	<b>\$1,330</b>	<b>\$701</b>	<b>\$4,445</b>	<b>\$338,711</b>	<b>\$166,666</b>	<b>\$485</b>	<b>\$75,371</b>	<b>\$0</b>	<b>\$0</b>	<b>\$96,189</b>
Value Recovered	\$553,022	\$0	\$0	\$0	\$0	\$38,033	\$10,294	\$0	\$9,419	\$0	\$0	\$18,320
% Recovered	19.38%	0.00%	0.00%	0.00%	0.00%	11.23%	6.18%	0.00%	12.50%	0.00%	0.00%	19.05%
<b>STOLEN: Household Goods</b>	<b>\$10,697,070</b>	<b>\$0</b>	<b>\$0</b>	<b>\$0</b>	<b>\$3,147</b>	<b>\$333,297</b>	<b>\$256,705</b>	<b>\$0</b>	<b>\$51,181</b>	<b>\$0</b>	<b>\$48</b>	<b>\$25,363</b>
Value Recovered	\$60,522	\$0	\$0	\$0	\$0	\$5,157	\$2,843	\$0	\$1,516	\$0	\$48	\$750
% Recovered	0.57%	0.00%	0.00%	0.00%	0.00%	1.55%	1.11%	0.00%	2.96%	0.00%	100.00%	2.96%
<b>STOLEN: Consumable Goods</b>	<b>\$5,667,230</b>	<b>\$441</b>	<b>\$7</b>	<b>\$434</b>	<b>\$959</b>	<b>\$382,524</b>	<b>\$27,034</b>	<b>\$0</b>	<b>\$22,831</b>	<b>\$99</b>	<b>\$490</b>	<b>\$332,070</b>
Value Recovered	\$101,898	\$311	\$0	\$311	\$0	\$4,361	\$2,401	\$0	\$1,170	\$20	\$0	\$770
% Recovered	1.80%	70.52%	0.00%	71.66%	0.00%	1.14%	8.88%	0.00%	5.12%	20.20%	0.00%	0.23%
<b>STOLEN: Livestock</b>	<b>\$195,378</b>	<b>\$12,258</b>	<b>\$3,660</b>	<b>\$8,598</b>	<b>\$0</b>	<b>\$2,800</b>	<b>\$0</b>	<b>\$0</b>	<b>\$0</b>	<b>\$0</b>	<b>\$0</b>	<b>\$2,800</b>
Value Recovered	\$17,670	\$1	\$1	\$0	\$0	\$8	\$0	\$0	\$8	\$0	\$0	\$0
% Recovered	9.04%	0.01%	0.03%	0.00%	0.00%	0.29%	0.00%	0.00%	0.00%	0.00%	0.00%	0.00%
<b>STOLEN: Miscellaneous</b>	<b>\$60,213,483</b>	<b>\$146,790</b>	<b>\$4,811</b>	<b>\$141,979</b>	<b>\$133,856</b>	<b>\$6,753,447</b>	<b>\$3,707,134</b>	<b>\$24,156</b>	<b>\$1,782,763</b>	<b>\$49,417</b>	<b>\$55,314</b>	<b>\$1,134,663</b>
Value Recovered	\$3,737,793	\$24,928	\$1,070	\$23,858	\$9,738	\$718,112	\$236,888	\$6,088	\$427,078	\$7,399	\$12,557	\$28,102
% Recovered	6.21%	16.98%	22.24%	16.80%	7.27%	10.63%	6.39%	25.20%	23.96%	14.97%	22.70%	2.48%
<b>STOLEN: Total Value</b>	<b>\$315,869,665</b>	<b>\$264,214</b>	<b>\$61,328</b>	<b>\$202,886</b>	<b>\$273,581</b>	<b>\$37,248,126</b>	<b>\$24,342,740</b>	<b>\$186,481</b>	<b>\$8,710,013</b>	<b>\$453,382</b>	<b>\$92,373</b>	<b>\$3,463,137</b>
Value Recovered	\$101,580,993	\$36,562	\$7,741	\$28,821	\$10,361	\$9,645,403	\$6,382,897	\$142,426	\$2,576,832	\$23,487	\$12,988	\$506,773
% Recovered	32.16%	13.84%	12.62%	14.21%	3.79%	25.90%	26.22%	76.38%	29.58%	5.18%	14.06%	14.63%



# 2017 Stolen & Recovered Property Values cont..

## By Agency and County

### 2017 Property Values

Type of Property	Reno Muni	White Pine	Statewide Total	NDI	NHP-S	NHP-NE	NHP-NW	Capitol	Fire Marshal	Secretary	NV AG	State Total
<b>STOLEN: Currency, Notes, Etc</b>	\$0	\$23,012	\$482	\$0	\$450	\$0	\$0	\$32	\$0	\$0	\$0	\$27,617,181
Value Recovered	\$0	\$4,268	\$450	\$0	\$450	\$0	\$0	\$0	\$0	\$0	\$0	\$330,439
% Recovered	0.00%	18.55%	93.36%	0.00%	100.00%	0.00%	0.00%	0.00%	0.00%	0.00%	0.00%	1.20%
<b>STOLEN: Jewelry and Metals</b>	\$0	\$13,500	\$0	\$0	\$0	\$0	\$0	\$0	\$0	\$0	\$0	\$49,652,650
Value Recovered	\$0	\$0	\$0	\$0	\$0	\$0	\$0	\$0	\$0	\$0	\$0	\$1,751,832
% Recovered	0.00%	0.00%	0.00%	0.00%	0.00%	0.00%	0.00%	0.00%	0.00%	0.00%	0.00%	3.53%
<b>STOLEN: Clothing and Furst</b>	\$0	\$820	\$100	\$0	\$0	\$0	\$0	\$100	\$0	\$0	\$0	\$16,712,249
Value Recovered	\$0	\$485	\$0	\$0	\$0	\$0	\$0	\$0	\$0	\$0	\$0	\$623,999
% Recovered	0.00%	59.15%	0.00%	0.00%	0.00%	0.00%	0.00%	0.00%	0.00%	0.00%	0.00%	3.73%
<b>STOLEN: Locally Stolen Motor Vehicles</b>	\$0	\$172,499	\$3,500	\$0	\$3,500	\$0	\$0	\$0	\$0	\$0	\$0	\$121,161,771
Value Recovered	\$0	\$279,000	\$0	\$0	\$0	\$0	\$0	\$0	\$0	\$0	\$0	\$93,839,452
% Recovered	0.00%	161.74%	0.00%	0.00%	0.00%	0.00%	0.00%	0.00%	0.00%	0.00%	0.00%	77.45%
<b>STOLEN: Office Equipment</b>	\$0	\$350	\$0	\$0	\$0	\$0	\$0	\$0	\$0	\$0	\$0	\$7,657,252
Value Recovered	\$0	\$0	\$0	\$0	\$0	\$0	\$0	\$0	\$0	\$0	\$0	\$218,917
% Recovered	0.00%	0.00%	0.00%	0.00%	0.00%	0.00%	0.00%	0.00%	0.00%	0.00%	0.00%	2.86%
<b>STOLEN: Televisions, Radios, Stereos, etc</b>	\$0	\$596	\$0	\$0	\$0	\$0	\$0	\$0	\$0	\$0	\$0	\$13,442,015
Value Recovered	\$0	\$260	\$0	\$0	\$0	\$0	\$0	\$0	\$0	\$0	\$0	\$345,449
% Recovered	0.00%	43.62%	0.00%	0.00%	0.00%	0.00%	0.00%	0.00%	0.00%	0.00%	0.00%	2.57%
<b>STOLEN: Firearms</b>	\$0	\$5,840	\$1,000	\$0	\$0	\$0	\$0	\$1,000	\$0	\$0	\$0	\$2,853,386
Value Recovered	\$0	\$0	\$0	\$0	\$0	\$0	\$0	\$0	\$0	\$0	\$0	\$553,022
% Recovered	0.00%	0.00%	0.00%	0.00%	0.00%	0.00%	0.00%	0.00%	0.00%	0.00%	0.00%	19.38%
<b>STOLEN: Household Goods</b>	\$0	\$12,447	\$10	\$0	\$0	\$0	\$0	\$10	\$0	\$0	\$0	\$10,697,070
Value Recovered	\$0	\$70	\$0	\$0	\$0	\$0	\$0	\$0	\$0	\$0	\$0	\$60,522
% Recovered	0.00%	0.56%	0.00%	0.00%	0.00%	0.00%	0.00%	0.00%	0.00%	0.00%	0.00%	0.57%
<b>STOLEN: Consumable Goods</b>	\$0	\$989	\$0	\$0	\$0	\$0	\$0	\$0	\$0	\$0	\$0	\$5,667,230
Value Recovered	\$0	\$7	\$0	\$0	\$0	\$0	\$0	\$0	\$0	\$0	\$0	\$101,898
% Recovered	0.00%	0.71%	0.00%	0.00%	0.00%	0.00%	0.00%	0.00%	0.00%	0.00%	0.00%	1.80%
<b>STOLEN: Livestock</b>	\$0	\$40,728	\$0	\$0	\$0	\$0	\$0	\$0	\$0	\$0	\$0	\$195,378
Value Recovered	\$0	\$3	\$0	\$0	\$0	\$0	\$0	\$0	\$0	\$0	\$0	\$17,670
% Recovered	0.00%	0.01%	#DIV/0!	0.00%	0.00%	0.00%	0.00%	0.00%	0.00%	0.00%	0.00%	9.04%
<b>STOLEN: Miscellaneous</b>	\$0	\$20,184	\$8,750	\$0	\$200	\$0	\$0	\$8,550	\$0	\$0	\$0	\$60,213,483
Value Recovered	\$0	\$10,186	\$0	\$0	\$0	\$0	\$0	\$0	\$0	\$0	\$0	\$3,737,793
% Recovered	0.00%	50.47%	0.00%	0.00%	0.00%	0.00%	0.00%	0.00%	0.00%	0.00%	0.00%	6.21%
<b>STOLEN: Total Value</b>	\$0	\$290,965	\$13,842	\$0	\$4,150	\$0	\$0	\$9,692	\$0	\$0	\$0	\$315,869,665
Value Recovered	\$0	\$294,279	\$450	\$0	\$450	\$0	\$0	\$0	\$0	\$0	\$0	\$101,580,993
% Recovered	0.00%	101.14%	3.25%	0.00%	10.84%	0.00%	0.00%	0.00%	0.00%	0.00%	0.00%	32.16%

THIS PAGE WAS LEFT INTENTIONALLY BLANK



# Law Enforcement Officers



## 2017 Law Enforcement Personnel Statistics

	Number of Employees	% of Total Personnel	Ratio per 1,000 Population	% Change from 2016
<b>Sworn Officers</b>	6,746	69.07%	2.25	5.75%
<b>Male</b>	5,950	60.92%	1.98	5.35%
<b>Female</b>	796	8.15%	0.27	8.89%
<b>Civilian Employees</b>	3,021	30.93%	1.01	8.16%
<b>Male</b>	813	8.32%	0.27	15.98%
<b>Female</b>	2,208	22.61%	0.74	5.54%
<b>Total Employees</b>	9,767	100%	3.26	6.49%
<b>Male</b>	6,763	69.24%	2.26	6.52%
<b>Female</b>	3,004	30.76%	1.00	6.41%

Officer Assaults	Number of Offenses	% of Total Assaults	Ratio per 100 Officers	% Change from 2016	% Cleared by Arrest
Domestic Call	176	36.14%	1.80	17.33%	81.82%
Burglary	7	1.44%	0.07	75.00%	42.86%
Robbery	2	0.41%	0.02	-60.00%	350.00%
Attempting other Arrest	52	10.68%	0.53	-5.45%	82.69%
Civil Disorder	2	0.41%	0.02	-77.78%	200.00%
Handling Prisoner	116	23.82%	1.19	157.78%	80.17%
Investigate Suspicious Persons	41	8.42%	0.42	-14.58%	70.73%
Ambush	3	0.62%	0.03	-50.00%	33.33%
Handling Persons with Mental Illness	13	2.67%	0.13	8.33%	69.23%
Traffic Pursuit	38	7.80%	0.39	0.00%	139.47%
All Other	37	7.60%	0.38	-37.29%	116.22%
<b>Total</b>	<b>487</b>	<b>100%</b>	<b>4.99</b>	<b>12.99%</b>	<b>88.09%</b>

Officers Killed in the Line of Duty

1



## About Law Enforcement Personnel

The Uniform Crime Reporting Program in Nevada compiles the number of enforcement personnel statewide as of October 31 of each year. Included is the total number of sworn and civilian support personnel with each agency broken out by gender. Also provided in this section are ratios of police to population.

A wide variety of factors unique to different jurisdictions affect the number of employees utilized by various law enforcement agencies to enable them to fulfill their service requirements. Because of this, persons attempting to make comparisons of population/enforcement personnel ratios between agencies/jurisdictions should do so cautiously. The State of Nevada, especially, with highly transient and seasonal population variations, has enforcement requirements which differ from many other jurisdictions.

Full-time law enforcement officers include any sworn personnel that possess full arrest powers and carry a weapon. Their primary duties include responding to routine calls for police service, emergency situations, or crime scenes; performing routine patrol; rendering emergency services, enforcing criminal laws and traffic regulations; and investigating violations of criminal laws and traffic accidents. These employees' salaries are paid from law enforcement funds. In addition, correctional officers and police cadets are only included in the officer counts if they are sworn and possess full arrest powers.

Civilian counts are inclusive of all full-time employees of the agency, i.e., dispatchers, clerks, and meter attendants. These employees' salaries are paid from law enforcement funds. Furthermore, correctional officers or jailers that have no police or arrest powers outside the jail, are counted as civilians as long as their salaries are paid from the funds of the law enforcement agency.





# Nevada Full-Time Enforcement Employees

As of October 31, 2017

Agency	Sworn Employees			Civilian Employees			Total Employees		
	Male	Female	Total	Male	Female	Total	Male	Female	Total
Boulder City PD	28	4	32	3	10	13	31	14	45
Capitol Police	20	0	20	0	0	0	20	0	20
Carlin PD	5	0	5	0	2	2	5	2	7
Carson City SO	89	6	95	7	35	42	96	41	137
Churchill County SO	36	3	39	0	8	8	36	11	47
Clark County School District	141	12	153	7	23	30	148	35	183
County College of Southern Nevada	15	2	17	0	1	1	15	3	18
Douglas County SO	95	9	104	1	12	13	96	21	117
Elko County SO	49	14	63	1	13	14	50	27	77
Elko PD	32	2	34	0	5	5	32	7	39
Esmeralda SO	12	0	12	0	4	4	12	4	16
Eureka County SO	8	1	9	0	6	6	8	7	15
Fallon PD	21	1	22	1	12	13	22	13	35
Fire Marshal	6	0	6	0	9	9	6	9	15
Henderson PD	323	41	364	108	141	249	431	182	613
NHP-Southern Command	201	20	221	15	14	29	216	34	250
NHP- Northwestern Command	161	11	172	22	26	48	183	37	220
NHP- Northeastern Command	65	2	67	5	13	18	70	15	85
Humboldt County SO	28	6	34	0	22	22	28	28	56
Lander County SO	18	3	21	1	10	11	19	13	32
Las Vegas Fire Dept	14	2	16	0	0	0	14	2	16
Las Vegas Metro PD	3,112	451	3,563	478	1,338	1,816	3,590	1,789	5,379
Lincoln County SO	22	2	24	1	3	4	23	5	28
Lovelock PD	4	0	4	0	2	2	4	2	6
Lyon County SO	75	8	83	6	27	33	81	35	116
Mesquite PD	28	1	29	2	11	13	30	12	42
Mineral County SO	14	0	14	2	4	6	16	4	20
NDI Drug	28	4	32	1	15	16	29	19	48
North Las Vegas Fire Dept	1	0	1	0	0	0	1	0	1
North Las Vegas PD	266	34	300	14	98	112	280	132	412
Nye County SO	88	13	101	9	21	30	97	34	131
Pershing County SO	12	1	13	2	5	7	14	6	20
Reno Muni Court	8	2	10	3	1	4	11	3	14
Reno PD	294	24	318	9	58	67	303	82	385
Reno-Tahoe Airport Authority PD	24	0	24	0	1	1	24	1	25
Secretary of State	3	3	6	0	0	0	3	3	6
Sparks PD	100	9	109	6	38	44	106	47	153
Storey County SO	19	1	20	0	2	2	19	3	22
UNLV PD	35	6	41	7	9	16	42	15	57
UNR PD	23	8	31	2	7	9	25	15	40
Washoe County School District PD	28	9	37	1	5	6	29	14	43
Washoe County SO	340	75	415	95	183	278	435	258	693
West Wendover PD	11	1	12	4	4	8	15	5	20
White Pine County SO	27	1	28	0	6	6	27	7	34
Winnemucca PD	15	4	19	0	3	3	15	7	22
Yerington PD	6	0	6	0	1	1	6	1	7
<b>Total:</b>	<b>5,950</b>	<b>796</b>	<b>6,746</b>	<b>813</b>	<b>2,208</b>	<b>3,021</b>	<b>6,763</b>	<b>3,004</b>	<b>9,767</b>





# 2017 Officer Assaults

By Activity, Weapon & Assignment

	Totals		Type of Weapon				Type of Assignment						
Activity Type	Total Assaults	Number Cleared	Firearm	Knife	Other Dangerous Weapon	Hands, Fists, Feet, Etc.	2-Officer Vehicle	1-Officer Vehicle-Alone	1-Officer Vehicle-Assisted	Detective/ Special Assign.- Alone	Detective/ Special Assign.- Assisted	Other-Alone	Other-Assisted
Domestic/Other Disturbance	176	140	19	6	44	107	32	40	65	0	7	9	23
Burglary in Progress	7	6	2	0	4	1	2	4	1	0	0	0	0
Robbery in Progress	2	2	0	1	0	1	0	2	0	0	0	0	0
Attempting other Arrest	52	42	1	0	8	43	21	6	13	1	3	2	6
Civil Disorder	2	0	0	0	0	2	0	0	2	0	0	0	0
Handling Prisoner	116	75	0	4	23	89	64	11	23	0	0	2	16
Investigate Suspicious Persons/Circumstances	41	33	7	0	4	30	8	12	11	0	5	1	4
Ambush-No Warning	3	3	0	0	2	1	1	0	0	1	0	1	0
Handling Persons with Mental Illness	13	10	2	0	0	11	1	2	8	0	0	0	2
Traffic Pursuits/Stops	38	35	5	0	19	14	11	8	15	0	0	0	4
All Other	37	26	4	0	7	26	14	8	10	2	3	0	0
Totals	487	372	40	11	111	325	154	93	148	4	18	15	55

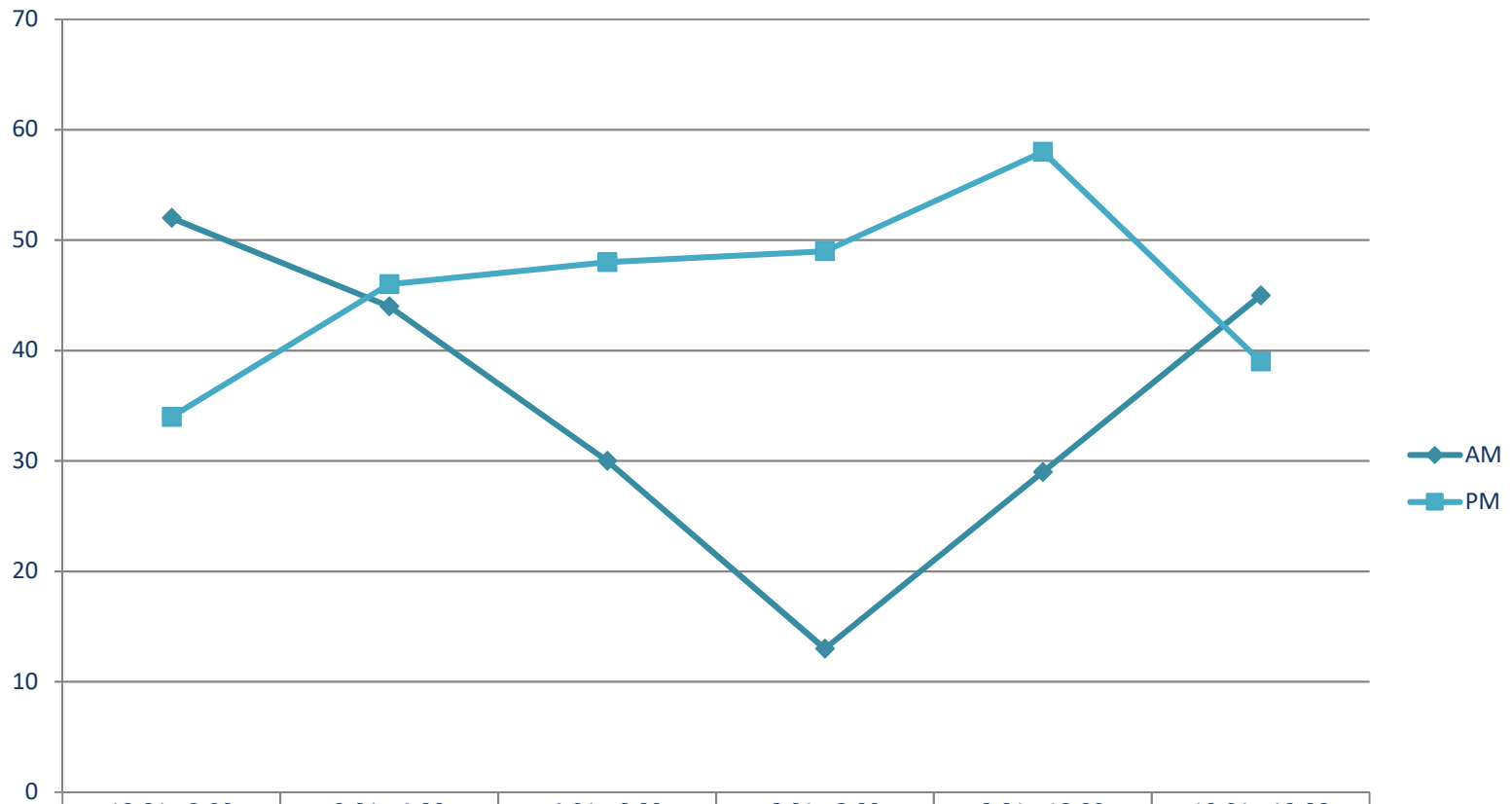
	Total Assaults	Firearm	Knife	Other Weapon	Hands, Fists, Feet, Etc.	% of Total
With Injury to Officer	137	6	0	30	101	28.13%
Without Injury to Officer	350	34	11	81	224	71.87%





# 2017 Assaults on Law Enforcement Officers

By Time of Day



	12:01 - 2:00	2:01 - 4:00	4:01 - 6:00	6:01 - 8:00	8:01 - 10:00	10:01 - 12:00
AM	52	44	30	13	29	45
PM	34	46	48	49	58	39
% of Assaults	17.66%	18.48%	16.02%	12.73%	17.86%	17.25%

THIS PAGE WAS LEFT INTENTIONALLY BLANK



# Justifiable Homicide Offenses



# 2017 Justifiable Homicide Statistics

**One Justifiable Homicide Every 10 Days, 17 Hours, 38 Minutes, 49 Seconds**

	Offenses	% of Index Crimes	% Change from 2016	Crime Rate / 1,000 Pop
<b>Justifiable Homicide</b>	34	n/a	36.00%	0.01

*\*Justifiable homicides are not classified as Index Crimes*

Most Probable Age of Person who Killed Felon	Number	% of Total
25 - 34 years of age	12	42.86%
Total Ages of Felons Reported	28	

Most Probable Type of Person who Killed Felon	Number	% of Total
Police Officer	20	58.82%
Total Circumstances Reported	34	





# About Justifiable Homicides

Justifiable homicide is defined by the FBI Uniform Crime Reporting program as the killing of a felon by a peace officer in the line of duty or the killing of a felon, during the commission of a felony, by a private citizen.

Justifiable homicide is not a crime, but statistics are collected in an effort to gain information about the necessary use-of-force by police and private citizens.

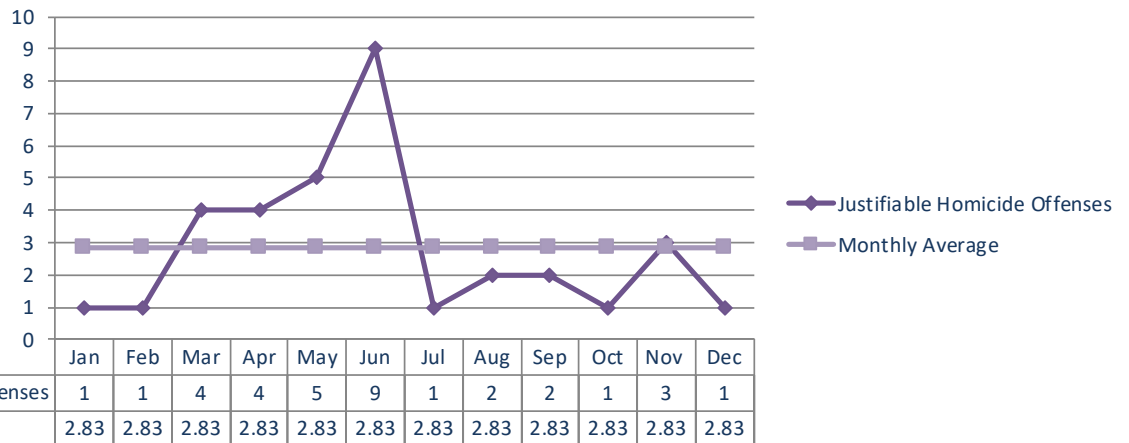


# 2017 Justifiable Homicides

By Age Range & Monthly vs Monthly Average

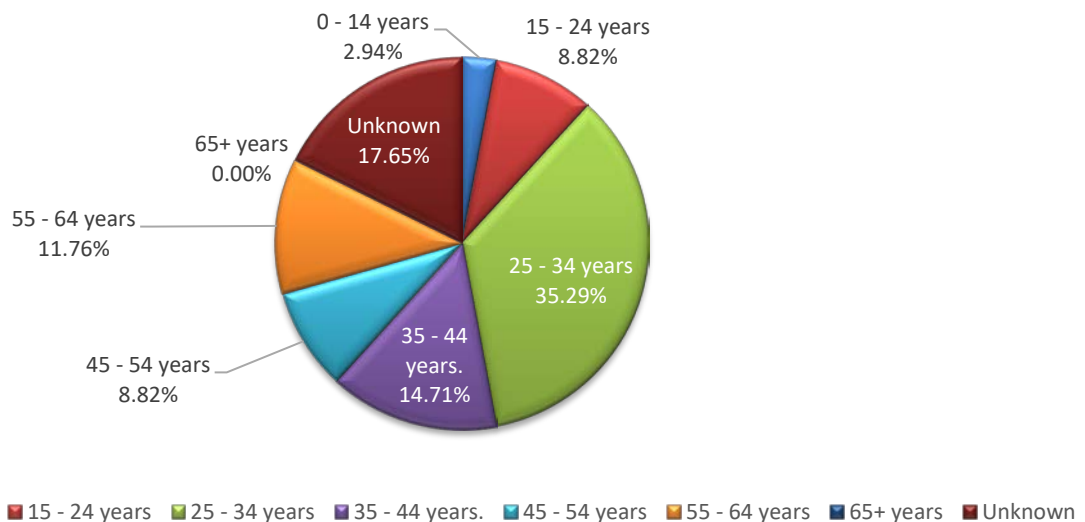
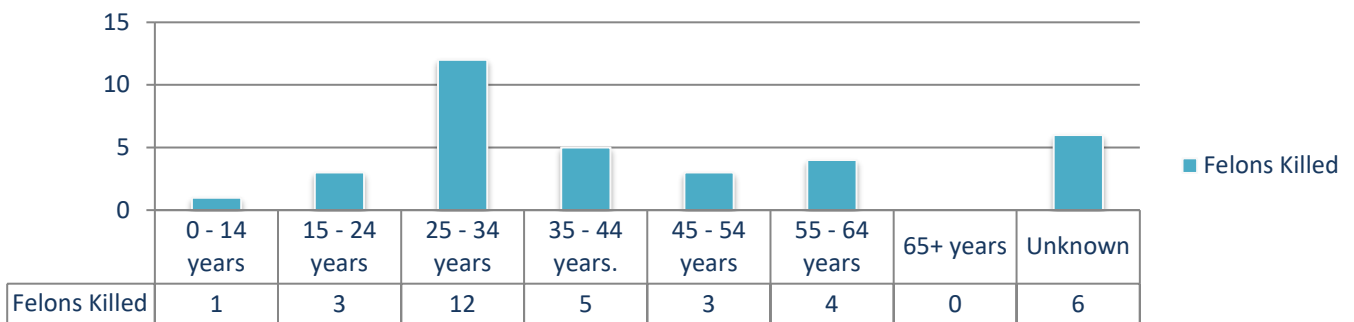
## Felons Killed

By Month & Monthly Average



## Felons Killed in 2017

By Age Range



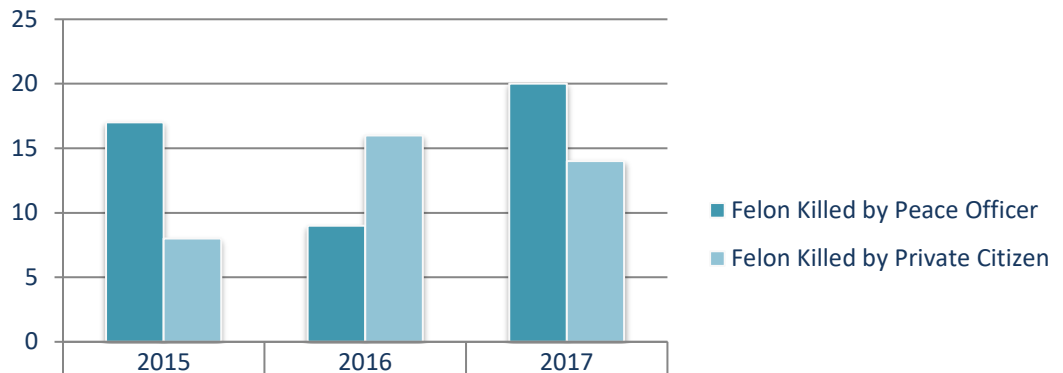


# Justifiable Homicide

3-yr Comparison: 2015 - 2017

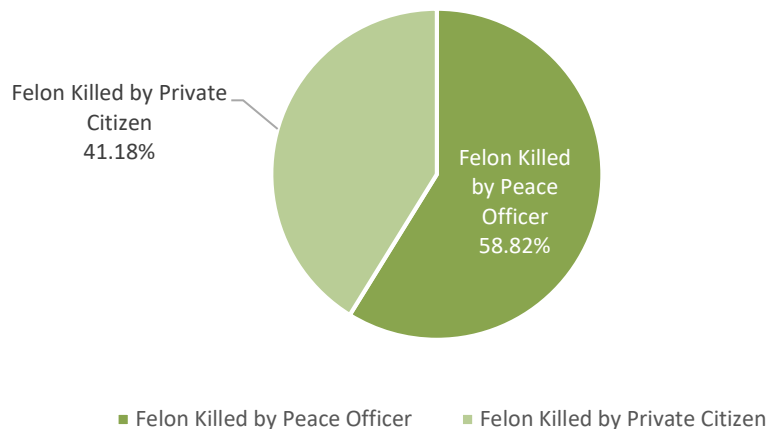
## Justifiable Homicide

3-yr Comparison: 2015 - 2017



	2015	2016	2017
Felon Killed by Peace Officer	17	9	20
Felon Killed by Private Citizen	8	16	14

## 2017 Justifiable Homicides



THIS PAGE WAS LEFT INTENTIONALLY BLANK





# Protection Orders



# Protection Order Statistics

One Protection Order is granted every 38 minutes, 25 seconds

Protection Orders	Orders	% of TPO	% Change from 2016	Orders / 1,000 Pop
Temporary	13,677		80.51%	4.56
Extended	3,166	23.15%	38.92%	1.06

TPO Including Custody of a Minor	1,751	12.80%	-8.42%	0.58
----------------------------------	-------	--------	--------	------

Served to Adverse Party		Expire or Dissolved	
TPO	847	TPO	5,474
EXT	644	EXT	2,141
Total	1,491	Total	7,615





# About Protection Orders

The reporting of the protection order data presented here is collected per the guidelines set forth in Nevada Revised Statute 179A.350.

NRS 179A.350 Creation; contents; prompt entry of information; accessibility; submission of report to Legislature.

1. The Repository for Information Concerning Orders for Protection Against Domestic Violence is hereby created within the Central Repository.
2. Except as otherwise provided in subsection 4, the Repository for Information Concerning Orders for Protection Against Domestic Violence must contain a complete and systematic record of all temporary and extended orders for protection against domestic violence issued or registered in the State of Nevada, in accordance with regulations adopted by the Director of the Department, including, without limitation, any information received pursuant to NRS 33.095. Information received by the Central Repository pursuant to NRS 33.095 must be entered in the Repository for Information Concerning Orders for Protection Against Domestic Violence not later than 8 hours after it is received by the Central Repository.
3. The information in the Repository for Information Concerning Orders for Protection Against Domestic Violence must be accessible by computer at all times to each agency of criminal justice.
4. On or before July 1 of each year, the Director of the Department shall submit to the Director of the Legislative Counsel Bureau a written report concerning all temporary and extended orders for protection against domestic violence issued pursuant to NRS 33.020 during the previous calendar year that were transmitted to the Repository for Information Concerning Orders for Protection Against Domestic Violence. The report must include, without limitation, information for each court that issues temporary or extended orders for protection against domestic violence concerning:
  - a) The number of temporary and extended orders that were granted to women;
  - b) The number of temporary and extended orders that were granted to men;
  - c) The number of temporary and extended orders that were vacated or expired;
  - d) The number of temporary orders that included a grant of temporary custody of a minor child; and
  - e) The number of temporary and extended orders that were served on the adverse party.
5. The total number of temporary and extended orders that were granted by the court pursuant to NRS 33.020 during the calendar year to which the report pertains;
6. The information provided pursuant to subsection 4 must include only aggregate information for statistical purposes and must exclude any identifying information relating to a particular person.
7. The Repository for Information Concerning Orders for Protection Against Domestic Violence must not contain any information concerning an event that occurred before October 1, 1998.

(Added to NRS by 1997, 1803; A 2007, 2483)





# Protection Orders

## Definitions

The following report will describe and summarize temporary and extended protection orders issued in the State of Nevada. These reports are broken down to show which orders were granted to men and to women. Also included is a listing of those orders that included custody of a minor child and available historic data.

The information contained in this report was gathered using a different methodology than in previous years. Previously the data presented was an aggregate of all protection orders issued including all modifications they may have undergone. However, the new methodology aggregates the total number of Temporary Protection Orders and Extended Protection Orders issued per person. This results in a much lower figure than reported in previous years. For reference, the new methodology has been used to supply historical data from 2010 through 2013 for comparison.

- **Temporary Protection Order:** Can be granted within 24 hours of receiving the application and in effect up to 30 days or until scheduled court hearing.
- **Extended Protection Order:** Awarded only after a hearing before a judge and in effect for up to one year.
- **Expired Order:** A Temporary Protection Order or Extended Protection Order that has reached the expiration date and was not extended further.
- **Vacated Order:** A Temporary Protection Order or Extended Protection Order that was cancelled or dissolved prior to the expiration date.

Any of the above orders can also include a grant of temporary custody of a minor child.

Note that on the graphs you will see gender described as male, female, and unknown. Unknown includes those who entered unknown on the application, or those that did not complete the gender portion of the application.

In Nevada, only Protection Orders granted due to Domestic Violence or Domestic Battery are entered into the state Criminal Justice Information System; therefore, these reports do not include any Protection Orders issued for any other reason (i.e. Stalking, Harassment, etc.).



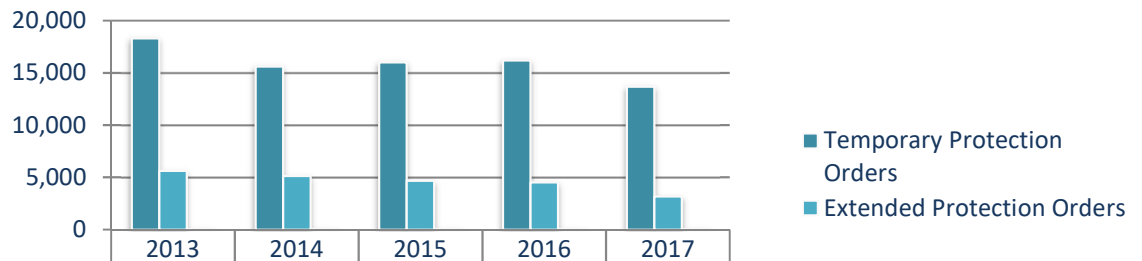


# Protection Orders

5-yr Comparison: 2013 - 2017

## Protection Orders Issued

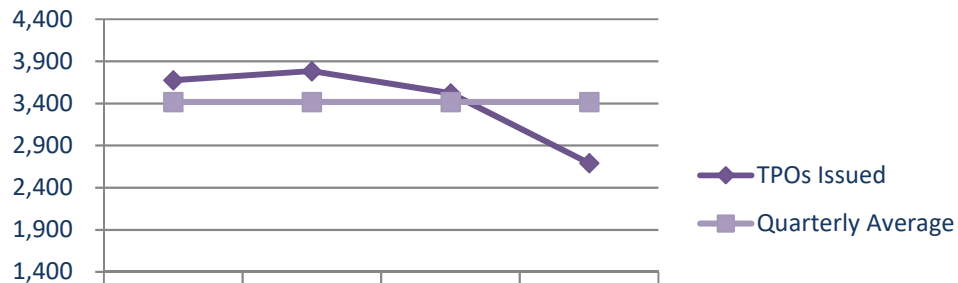
5-yr Comparison: 2013 - 2017



Temporary Protection Orders	18,290	15,604	16,016	16,199	13,677
Extended Protection Orders	5,628	5,136	4,668	4,525	3,166
% of TPO Extended	30.77%	32.91%	29.15%	27.93%	23.15%

## 2017 Temporary Protection Orders

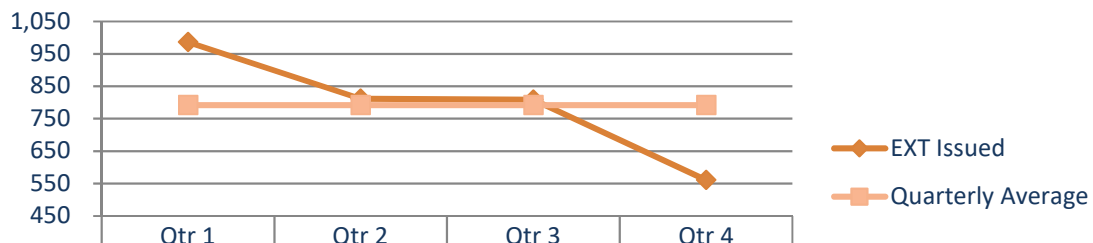
By Quarter & Quarterly Average



	Qtr 1	Qtr 2	Qtr 3	Qtr 4
TPOs Issued	3,679	3,785	3,522	2,691
Quarterly Average	3,419	3,419	3,419	3,419

## 2017 Extended Protection Orders

By Quarter & Quarterly Average



	Qtr 1	Qtr 2	Qtr 3	Qtr 4
EXT Issued	986	811	808	561
Quarterly Average	792	792	792	792

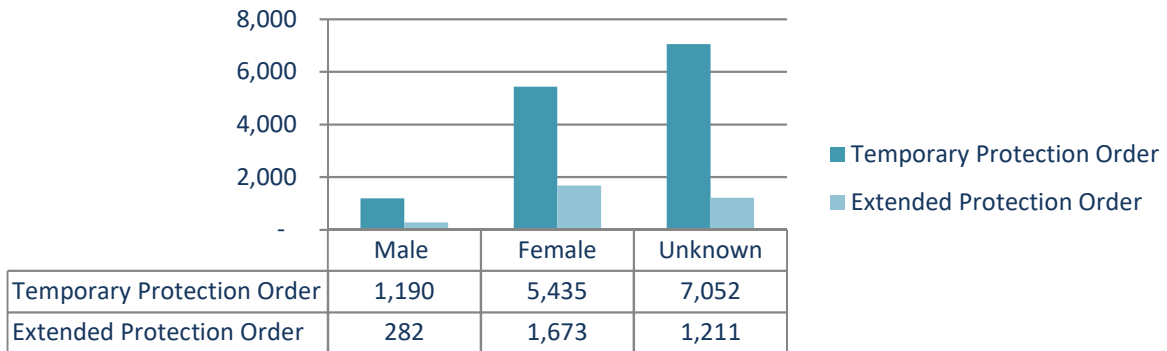


# 2017 Protection Orders Issued

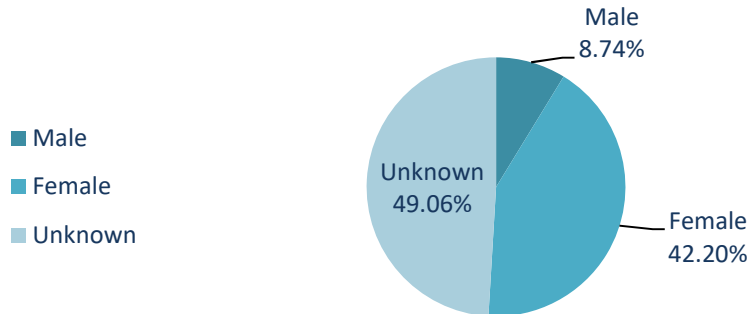
By Gender & Type

## 2017 Granted Orders

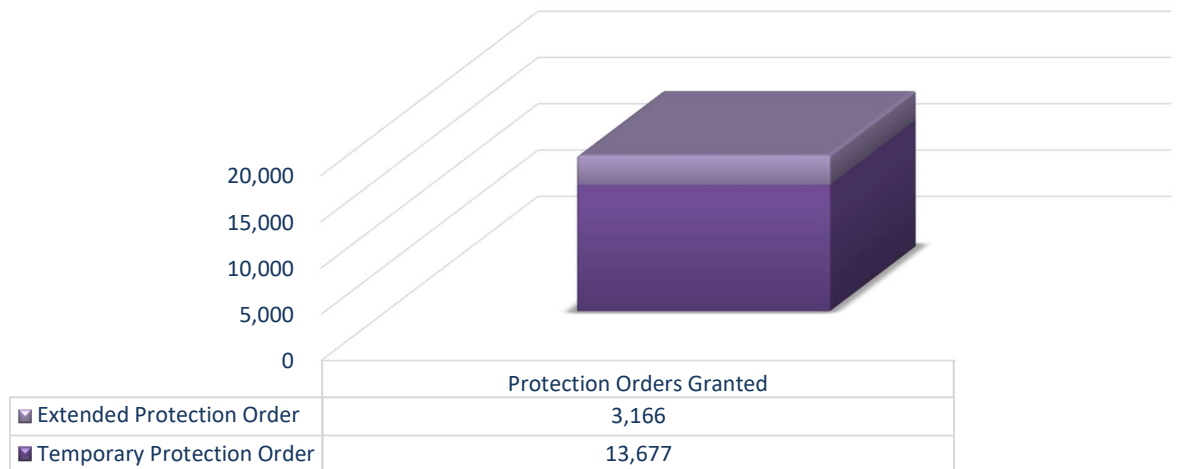
By Gender



## Percentage of Temporary Orders by Sex



## Temporary and Extended Order Issued



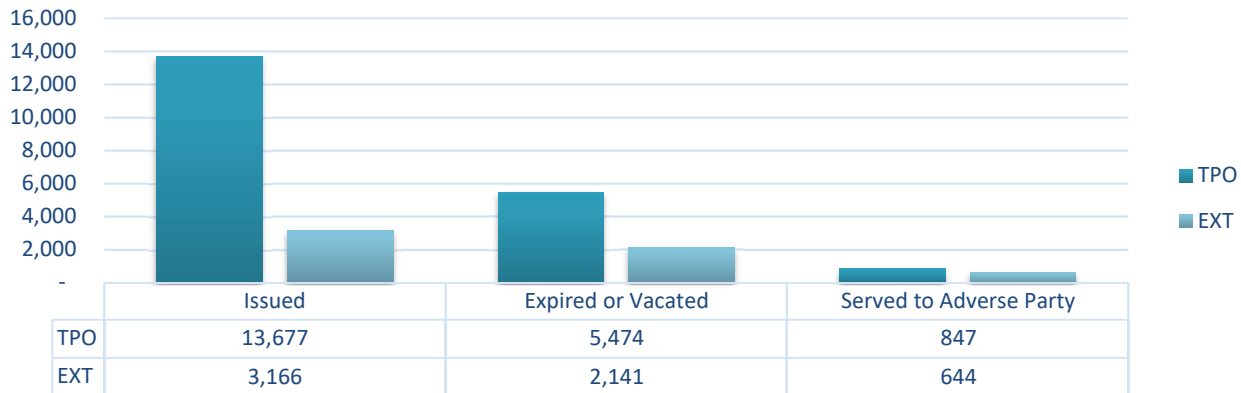


# 2017 Protection Orders

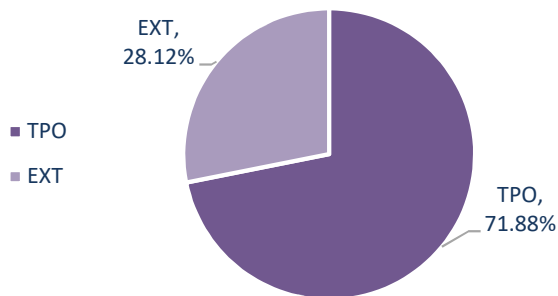
Issued, Vacated or Expired, and Served

## Granted, Expired & Served

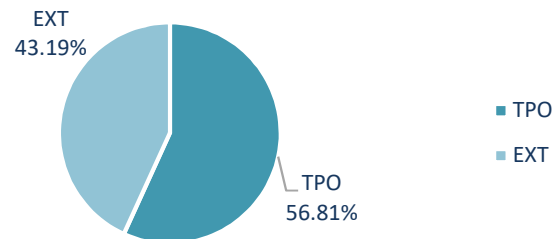
Jan 1, 2017 - Dec 31, 2017



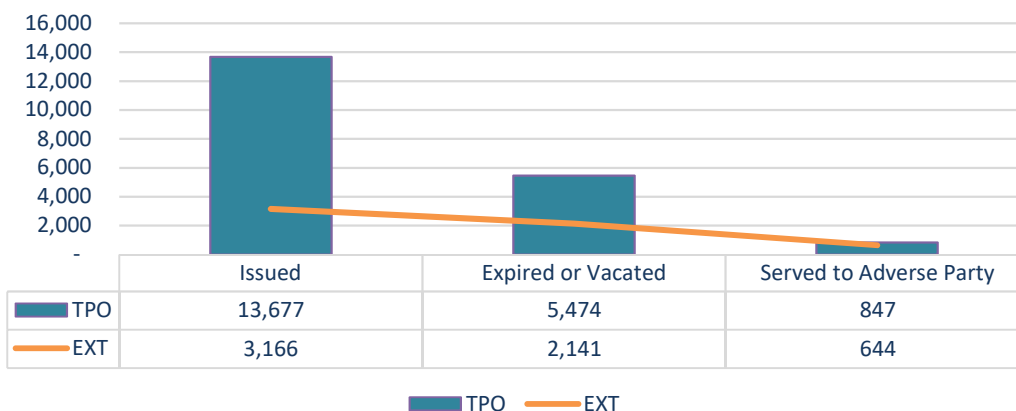
## Expired or Vacated in 2017



## Served to Adverse Party in 2017



## Temporary vs Extended Comparison 2017

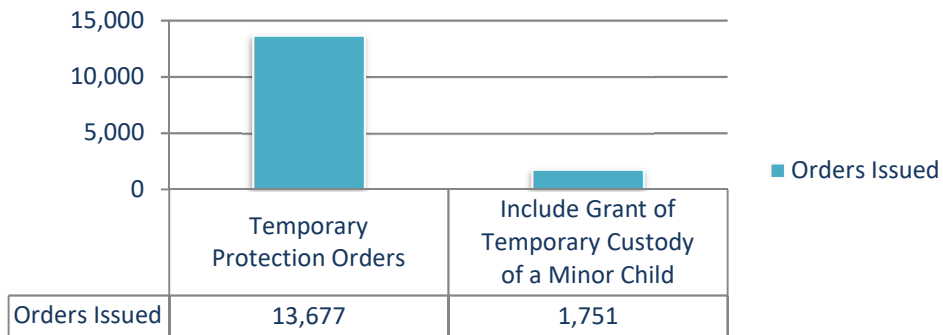




# 2017 Protection Orders Issued

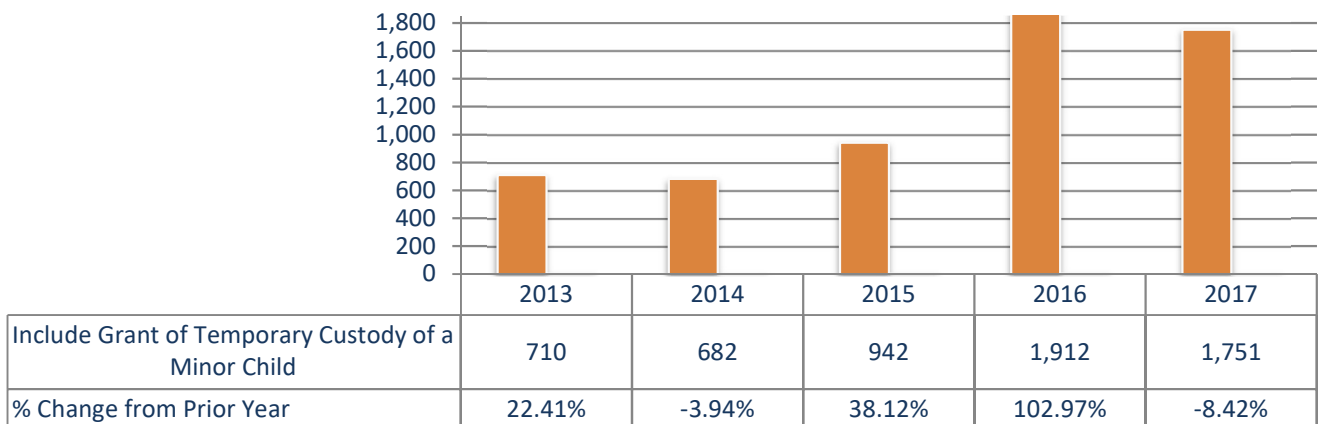
Including a Grant of Temporary Custody of a Minor Child

## 2017 Orders Issued



## Temporary Protection Orders Issued

5-yr Comparison: 2013 - 2017





THIS PAGE WAS LEFT INTENTIONALLY BLANK



# Domestic Violence



# 2017 Domestic Violence Statistics

**One Domestic Violence Offense Every 17 Minutes, 20 Seconds**

	Offenses	% Change from 2016	Crime Rate / 1,000 Pop	Cleared	% Cleared
<b>Domestic Violence</b>	30,303	6.52%	10.11	13,175	43.48%

	Offenders	% of Total Offenders	Victims	% of Total Victims
<b>Total Persons Involved</b>	30,989		34,081	
Arrested	13,285	42.87%		
Not Arrested	16,334	52.71%		
Injuries	18,596	60.01%	28,793	84.48%
Hospital Treatment Needed	714	2.30%	2,040	5.99%
PO in effect	261	0.84%	325	0.95%

*\*Total offenders are based on age data collected. The total offenders reported by age may not match the data by gender, race, and ethnicity due to limitations in the way the data are collected and reported.*

## Strongest Relationship (Victim to Offender)

	Number	% of Total
Cohabitant	15,419	28.33%
<b>Total DV Relationships Reported</b>	54,432	

*\* It is possible to have more than one relationship per domestic violence offense*

## Most Probable Time of Day for a Domestic Violence Offense

	Number	% of Total
9pm to midnight	5,231	17.64%
<b>Total DV "Time of Day" Incidents Reported</b>	29,653	

*\* If Time of Offense was not known, it was not reported in this data set*

## Most Used Weapon

	Number	% of Total
Hands/Fist/Feet	27,452	84.37%
<b>Total Weapons Reported</b>	32,536	

## Strongest Mitigating Circumstance for Not Being Arrested

	Number	% of Total
Unknown	9,700	56.93%
Gone upon arrival	3,032	17.79%
<b>Total Domestic Violence Not Arrested</b>	17,039	

*\* It is possible to have more than one mitigating circumstance for not being arrested*

## Children Present in Domestic Violence Incident

	Number	% of Total
ages 0-3	3,112	29.39%
<b>Total Children Present</b>	10,589	



# About Domestic Violence

The Domestic Violence data presented here is collected per the requirements set forth in Nevada Revised Statute 171.1227.

NRS 171.1227 Peace officer to submit written report concerning suspected acts of domestic violence; information from reports to be aggregated and forwarded to Central Repository; content of report.

1. If a peace officer investigates an act that constitutes domestic violence pursuant to NRS 33.018, the peace officer shall prepare and submit a written report of the investigation to the peace officer's supervisor or to another person designated by the peace officer's supervisor, regardless of whether the peace officer makes an arrest.
2. If the peace officer investigates a mutual battery that constitutes domestic violence pursuant to NRS 33.018 and finds that one of the persons involved was the primary physical aggressor, the peace officer shall include in the report:
3. If the peace officer does not make an arrest, the peace officer shall include in the report the reason the peace officer did not do so.
4. The information contained in a report made pursuant to subsections 1 and 2 must be:
  - a. Aggregated each month; and
  - b. Forwarded by each jurisdiction to the Central Repository for Nevada Records of Criminal History not later than the 15th day of the following month.
5. The Director of the Department of Public Safety shall prescribe the form on which the information described in subsection 4 must be reported to the Central Repository. In addition to the information required pursuant to subsections 1 and 2, the form must also require the inclusion of the following information from each report:
  - a. The gender, age and race of the persons involved;
  - b. The relationship of the persons involved;
  - c. The date and time of day of the offense;
  - d. The number of children present, if any, at the time of the offense;
  - e. Whether or not an order for protection against domestic violence was in effect at the time of the offense;
  - f. Whether or not any weapons were used during the commission of the offense;
  - g. Whether or not any person required medical attention;
  - h. Whether or not any person was given a domestic violence card that contains information about appropriate counseling or other supportive services available in the community in which that person resides;
  - i. Whether or not the primary physical aggressor, if identified, was arrested and, if not, any mitigating circumstances explaining why an arrest was not made; and
  - j. Whether or not any other person was arrested.

(Added to NRS by 1997, 1533; A 2007, 2482)





# 2017 Domestic Violence

## Reporting Agencies

### Data was collected from the following agencies:

#### Statewide Agencies

DPS - NDI  
DPS - NHP Southern Command  
DPS - NHP Northwestern Command  
DPS - NHP Northeastern Command  
DPS - Captiol Police  
DPS - Fire Marshal  
Secretary of State Securities Division

#### Carson County

Carson City Sheriff's Office

#### Churchill County

Churchill County Sheriff's Office  
Fallon Police Department

#### Clark County

Boulder Police Department  
Clark County School District Police Department  
Henderson Police Department  
Las Vegas Metro Police Department  
Mesquite Police Department  
North Las Vegas Police Department  
University of Nevada, Las Vegas Police Department

#### Douglas County

Douglas County Sheriff's Office

#### Elko County

Carlin Police Department  
Elko Police Department  
Elko County Sheriff's Office  
West Wendover Police Department

#### Esmeralda County

Esmeralda County Sheriff's Office

#### Eureka County

Eureka County Sheriff's Office

#### Humboldt County

Humboldt County Sheriff's Office  
Winnemucca Police Department

#### Lander County

Lander County Sheriff's Office

#### Lincoln County

Lincoln County Sheriff's Office

#### Lyon County

Lyon County Sheriff's Office  
Yerington Police Department

#### Mineral County

Mineral County Sheriff's Office

#### Nye County

Nye County Sheriff's Office

#### Pershing County

Lovelock Police Department  
Pershing County Sheriff's Office

#### Storey County

Storey County Sheriff's Office

#### Washoe County

Reno Municipal Court  
Reno Police Department  
Reno-Tahoe Airport Authority Police Department  
Sparks Police Department  
University of Nevada, Reno Police Department  
Washoe County School District Police Department  
Washoe County Sheriff's Office

#### White Pine County

White Pine County Sheriff's Office

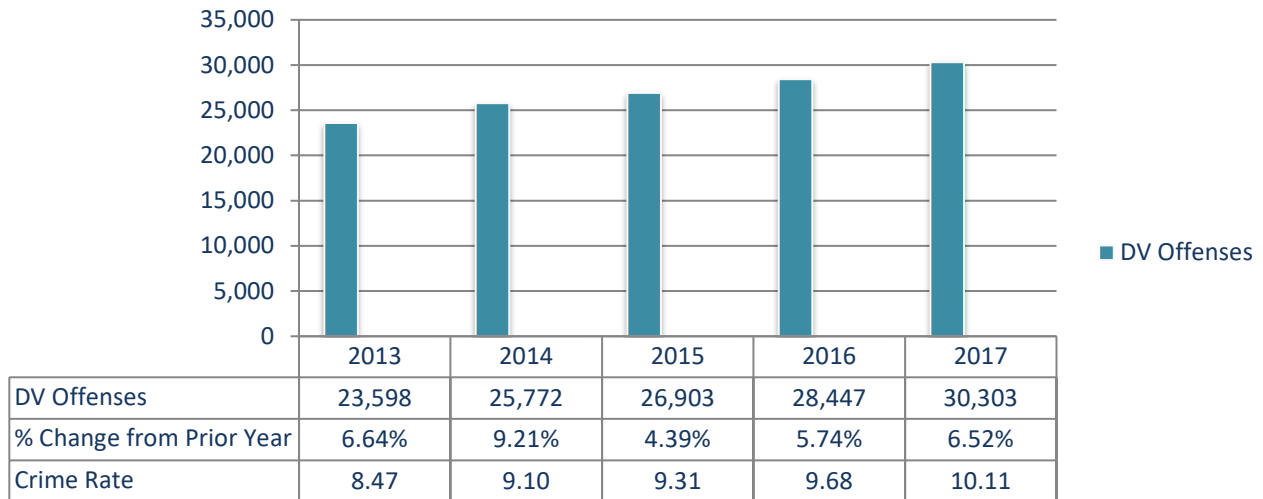


# Domestic Violence in Nevada

5-yr Comparison: 2013 – 2017 & By Quarter vs Quarterly Average

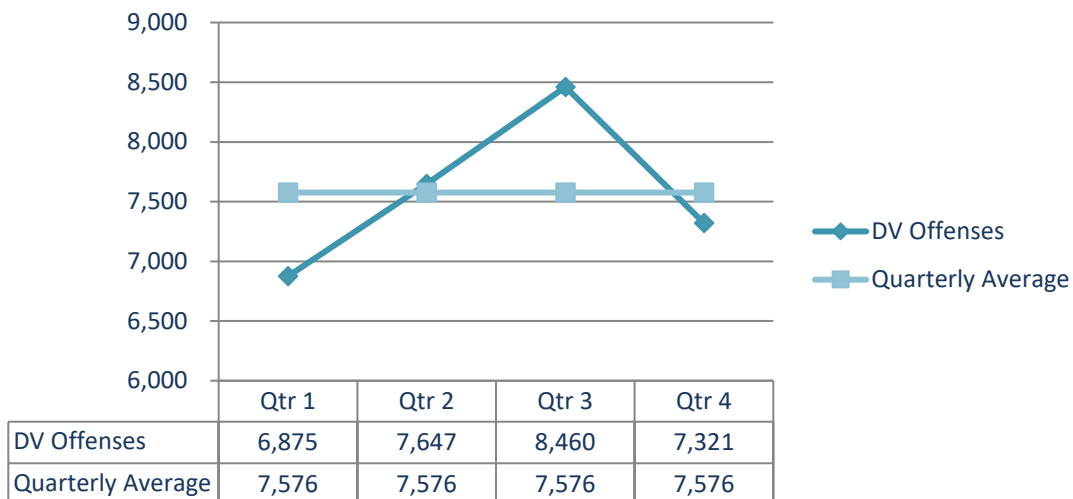
## Domestic Violence Offenses

5-yr Comparison: 2013 - 2017  
Crime Rates per 1,000 Population



## 2017 Domestic Violence Offenses

by Quarter & Quarterly Average





# Statewide Domestic Violence: Demographics

By Agency and County

STATE TOTAL - DV CY 2017

Day of Month	Totals	% of Total
1st	1,039	3.4%
2nd	993	3.3%
3rd	964	3.2%
4th	1,096	3.6%
5th	1,012	3.3%
6th	968	3.2%
7th	1,295	4.3%
8th	948	3.1%
9th	973	3.2%
10th	941	3.1%
11th	941	3.1%
12th	995	3.3%
13th	932	3.1%
14th	982	3.2%
15th	949	3.1%
16th	951	3.1%
17th	999	3.3%
18th	979	3.2%
19th	990	3.3%
20th	923	3.0%
21st	955	3.2%
22nd	925	3.1%
23rd	1,007	3.3%
24th	1,028	3.4%
25th	1,022	3.4%
26th	976	3.2%
27th	931	3.1%
28th	947	3.1%
29th	984	3.2%
30th	972	3.2%
31st	686	2.3%
<b>Total:</b>	<b>30,303</b>	

Time of Day	Totals	% of Total
0000-0259	3,743	12.6%
0300-0559	2,146	7.2%
0600-0859	2,376	8.0%
0900-1159	3,285	11.1%
1200-1459	3,475	11.7%
1500-1759	4,298	14.5%
1800-2059	5,099	17.2%
2100-2359	5,231	17.6%
<b>Total:</b>	<b>29,653</b>	

Weapon Used	Totals	% of Total
Blunt Object	803	2.5%
Handgun	692	2.1%
Hands/Fist/Feet	27,452	84.4%
Knife/Cutting Inst	1,240	3.8%
Other Firearm	211	0.6%
Other Weapon	555	1.7%
Unknown	1,583	4.9%
<b>Total:</b>	<b>32,536</b>	

Number of Children Present	Totals	% of Total
ages 0-3	3,112	29.4%
ages 4-6	1,621	15.3%
ages 7-9	1,331	12.6%
ages 10-12	1,360	12.8%
ages 13-15	1,219	11.5%
ages 16-18	985	9.3%
age unknown	961	9.1%
<b>Total:</b>	<b>10,589</b>	

Offender Age Range	Male	Female	Total	% of Total
Under 18	1,319	903	2,222	7.2%
18-24	3,653	2,062	5,715	18.4%
25-34	7,008	3,151	10,159	32.8%
35-44	4,431	1,846	6,277	20.3%
45-54	2,715	1,206	3,921	12.7%
55-64	1,297	597	1,894	6.1%
65 over	441	163	604	1.9%
Unknown	139	58	197	0.6%
<b>Total:</b>	<b>21,003</b>	<b>9,986</b>	<b>30,989</b>	
% of Total	67.8%	32.2%		

Offender Race	Male	Female	Total	% of Total
White	12,429	6,178	18,607	60.0%
Black / African American	7,198	3,027	10,225	33.0%
Am Indian / Alaska Native	194	118	312	1.0%
Asian	584	446	1,030	3.3%
Hawaiian/Pac. Islander	75	27	102	0.3%
Unknown	530	190	720	2.3%
<b>Total:</b>	<b>21,010</b>	<b>9,986</b>	<b>30,996</b>	
% of Total	67.8%	32.2%		

Offender				
Injuries	Male	Female	Total	% of Total
Minor	3,396	2,057	5,453	17.6%
Moderate	286	87	373	1.2%
No Visible	8,256	4,423	12,679	40.9%
Severe	58	33	91	0.3%

		Offender			
Medical Attention		Male	Female	Total	% of Total
	1st Aid	690	375	1,065	3.4%
	Hospital	469	245	714	2.3%
	None	13,389	5,582	18,971	61.2%
	Refused	3,426	2,309	5,735	18.5%

Other Conditions	Offender			% of Total
	Male	Female	Total	
Alcohol/Drug Use Suspected	13,305	6,169	19,474	62.8%
DV Card Given	8,145	4,673	12,818	41.4%
PO in Effect	205	56	261	0.8%
Arrested	1,578	844	2,422	7.8%
None	693	309	1,002	3.2%

Victim Relationship to Offender	Totals	% of Total
Cohabitant	15,419	45.2%
Spouse	2,597	7.6%
Dating	12,195	35.8%
Child in Common	5,749	16.9%
Blood Relative	4,896	14.4%
Parent	3,126	9.2%
Child	1,682	4.9%
Former Spouse	406	1.2%
Former Dating	2,855	8.4%
Former Cohabitant	1,790	5.3%
Related by Marriage	3,717	10.9%

Victim Age Range	Male	Female	Total	% of Total
Under 18	792	947	1,739	5.1%
18-24	1,743	4,586	6,329	18.6%
25-34	3,021	7,472	10,493	30.8%
35-44	2,136	4,834	6,970	20.5%
45-54	1,712	3,056	4,768	14.0%
55-64	1,106	1,449	2,555	7.5%
65 over	556	622	1,178	3.5%
Unknown	17	32	49	0.1%
<b>Total:</b>	<b>11,083</b>	<b>22,998</b>	<b>34,081</b>	
% of Total	32.5%	67.5%		

Victim Race	Male	Female	Total	% of Total
White	7,351	14,369	21,720	63.8%
Black / African American	2,919	6,784	9,703	28.5%
Am Indian / Alaska Native	98	214	312	0.9%
Asian	356	889	1,245	3.7%
Hawaiian/Pac. Islander	26	58	84	0.2%
Unknown	326	676	1,002	2.9%
<b>Total:</b>	<b>11,076</b>	<b>22,990</b>	<b>34,066</b>	
% of Total	32.5%	67.5%		

Injuries	Victim			% of Total
	Male	Female	Total	
Minor	4,803	9,973	14,776	43.4%
Moderate	403	923	1,326	3.9%
No Visible	3,737	8,728	12,465	36.6%
Severe	83	143	226	0.7%

	Victim			
Medical Attention	Male	Female	Total	% of Total
1st Aid	613	1,485	2,098	6.2%
Hospital	521	1,519	2,040	6.0%
None	4,133	7,710	11,843	34.7%
Refused	4,366	9,609	13,975	41.0%

Other Conditions	Victim			% of Total
	Male	Female	Total	
Alcohol/Drug Use Suspected	3,128	5,645	8,773	25.7%
DV Card Given	8,638	18,924	27,562	80.9%
PO in Effect	62	263	325	1.0%
Arrested	386	505	891	2.6%
None	253	369	622	1.8%

Mitigating Circumstances for Primary Not Arrested	Male	Female	Total	% of Total
Aggressor undetermined	1,029	732	1,761	10.3%
Gone upon arrival	2,413	619	3,032	17.8%
No evidence of injury	1,142	538	1,680	9.9%
Not reported within 24 hours	281	92	373	2.2%
Other	326	167	493	2.9%
Unknown	7,061	2,639	9,700	56.9%
<b>Total:</b>	<b>12,252</b>	<b>4,787</b>	<b>17,039</b>	
% of Total	71.9%	28.1%		

Primary Aggressors	Male	Female	Total	% of Total
Arrested	8,195	5,090	13,285	44.9%
Not Arrested	11,698	4,636	16,334	55.1%
<b>Total:</b>	<b>19,893</b>	<b>9,726</b>	<b>29,619</b>	
% of Total	67.2%	32.8%		

Other Persons Involved	Male	Female	Total
Arrested	81	57	138



QUARTER 1 DV CY 2017

Day of Month	Totals	% of Total
1st	246	3.6%
2nd	189	2.7%
3rd	191	2.8%
4th	242	3.5%
5th	244	3.5%
6th	199	2.9%
7th	596	8.7%
8th	205	3.0%
9th	199	2.9%
10th	205	3.0%
11th	221	3.2%
12th	243	3.5%
13th	209	3.0%
14th	214	3.1%
15th	218	3.2%
16th	206	3.0%
17th	220	3.2%
18th	213	3.1%
19th	233	3.4%
20th	216	3.1%
21st	212	3.1%
22nd	210	3.1%
23rd	197	2.9%
24th	225	3.3%
25th	198	2.9%
26th	238	3.5%
27th	198	2.9%
28th	212	3.1%
29th	169	2.5%
30th	184	2.7%
31st	123	1.8%
<b>Total:</b>	<b>6,875</b>	

Time of Day	Totals	% of Total
0000-0259	837	12.1%
0300-0559	512	7.4%
0600-0859	601	8.7%
0900-1159	734	10.6%
1200-1459	838	12.1%
1500-1759	973	14.1%
1800-2059	1,235	17.9%
2100-2359	1,172	17.0%
<b>Total:</b>	<b>6,902</b>	

Weapon Used	Totals	% of Total
Blunt Object	172	2.4%
Handgun	184	2.5%
Hands/Fist/Feet	6,145	84.6%
Knife/Cutting Inst	242	3.3%
Other Firearm	27	0.4%
Other Weapon	104	1.4%
Unknown	393	5.4%
<b>Total:</b>	<b>7,267</b>	

Number of Children Present	Totals	% of Total
ages 0-3	777	30.2%
ages 4-6	412	16.0%
ages 7-9	311	12.1%
ages 10-12	310	12.0%
ages 13-15	322	12.5%
ages 16-18	254	9.9%
age unknown	187	7.3%
<b>Total:</b>	<b>2,573</b>	

Offender Age Range	Male	Female	Total	% of Total
Under 18	329	211	540	7.5%
18-24	899	486	1,385	19.2%
25-34	1,630	692	2,322	32.3%
35-44	980	426	1,406	19.5%
45-54	629	303	932	13.0%
55-64	286	123	409	5.7%
65 over	111	39	150	2.1%
Unknown	37	15	52	0.7%
<b>Total:</b>	<b>4,901</b>	<b>2,295</b>	<b>7,196</b>	
% of Total	68.1%	31.9%		

Offender Race	Male	Female	Total	% of Total
White	2,889	1,437	4,326	60.0%
Black / African American	1,697	684	2,381	33.0%
Am Indian / Alaska Native	39	31	70	1.0%
Asian	123	77	200	2.8%
Hawaiian/Pac. Islander	24	3	27	0.4%
Unknown	138	63	201	2.8%
<b>Total:</b>	<b>4,910</b>	<b>2,295</b>	<b>7,205</b>	
% of Total	68.1%	31.9%		

Injuries	Offender Male	Offender Female	Total	% of Total
Minor	796	467	1,263	17.6%
Moderate	56	25	81	1.1%
No Visible	2,002	1,064	3,066	42.6%
Severe	19	3	22	0.3%

Medical Attention	Offender Male	Offender Female	Total	% of Total
1st Aid	169	99	268	3.7%
Hospital	97	61	158	2.2%
None	3,057	1,283	4,340	60.3%
Refused	874	520	1,394	19.4%

Other Conditions	Offender Male	Offender Female	Total	% of Total
Alcohol/Drug Use Suspected	3,134	1,454	4,588	63.8%
DV Card Given	1,993	1,164	3,157	43.9%
PO in Effect	44	14	58	0.8%
Arrested	427	211	638	8.9%
None	109	44	153	2.1%

Victim Relationship to Offender	Totals	% of Total
Cohabitant	3,979	50.2%
Spouse	626	7.9%
Dating	2,971	37.5%
Child in Common	1,412	17.8%
Blood Relative	1,257	15.9%
Parent	781	9.9%
Child	430	5.4%
Former Spouse	96	1.2%
Former Dating	675	8.5%
Former Cohabitant	464	5.9%
Related by Marriage	910	11.5%

Victim Age Range	Male	Female	Total	% of Total
Under 18	186	236	422	5.3%
18-24	394	1,069	1,463	18.5%
25-34	717	1,736	2,453	31.0%
35-44	504	1,077	1,581	20.0%
45-54	437	735	1,172	14.8%
55-64	246	323	569	7.2%
65 over	113	140	253	3.2%
Unknown	6	5	11	0.1%
<b>Total:</b>	<b>2,603</b>	<b>5,321</b>	<b>7,924</b>	
% of Total	32.8%	67.2%		

Victim Race	Male	Female	Total	% of Total
White	1,732	3,301	5,033	63.6%
Black / African American	682	1,604	2,286	28.9%
Am Indian / Alaska Native	24	53	77	1.0%
Asian	78	175	253	3.2%
Hawaiian/Pac. Islander	8	10	18	0.2%
Unknown	74	173	247	3.1%
<b>Total:</b>	<b>2,598</b>	<b>5,316</b>	<b>7,914</b>	
% of Total	32.8%	67.2%		

Injuries	Victim Male	Victim Female	Total	% of Total
Minor	889	2,237	3,126	39.4%
Moderate	93	220	313	4.0%
No Visible	924	2,059	2,983	37.6%
Severe	25	37	62	0.8%

Medical Attention	Victim Male	Victim Female	Total	% of Total
1st Aid	146	315	461	5.8%
Hospital	129	391	520	6.6%
None	942	1,758	2,700	34.1%
Refused	1,050	2,256	3,306	41.7%

Other Conditions	Victim Male	Victim Female	Total	% of Total
Alcohol/Drug Use Suspected	736	1,349	2,085	26.3%
DV Card Given	2,072	4,359	6,431	81.2%
PO in Effect	7	50	57	0.7%
Arrested	123	114	237	3.0%
None	54	81	135	1.7%

Mitigating Circumstances for Primary Not Arrested	Male	Female	Total	% of Total
Aggressor undetermined	386	256	642	16.1%
Gone upon arrival	1,084	282	1,366	34.2%
No evidence of injury	510	237	747	18.7%
Not reported within 24 hours	103	35	138	3.5%
Other	106	51	157	3.9%
Unknown	667	278	945	23.7%
<b>Total:</b>	<b>2,856</b>	<b>1,139</b>	<b>3,995</b>	
% of Total	71.5%	28.5%		

Primary Aggressors	Male	Female	Total	% of Total
Arrested	1,895	1,120	3,015	44.1%
Not Arrested	2,727	1,101	3,828	55.9%
<b>Total:</b>	<b>4,622</b>	<b>2,221</b>	<b>6,843</b>	
% of Total	67.5%	32.5%		

Other Persons Involved	Male	Female	Total
Arrested	17	10	27

QUARTER 2 DV CY 2017

Day of Month	Totals	% of Total
1st	244	3.2%
2nd	274	3.6%
3rd	236	3.1%
4th	291	3.8%
5th	246	3.2%
6th	248	3.2%
7th	251	3.3%
8th	224	2.9%
9th	255	3.3%
10th	242	3.2%
11th	236	3.1%
12th	260	3.4%
13th	236	3.1%
14th	264	3.5%
15th	251	3.3%
16th	257	3.4%
17th	246	3.2%
18th	254	3.3%
19th	244	3.2%
20th	231	3.0%
21st	259	3.4%
22nd	240	3.1%
23rd	257	3.4%
24th	271	3.5%
25th	250	3.3%
26th	252	3.3%
27th	261	3.4%
28th	249	3.3%
29th	292	3.8%
30th	251	3.3%
31st	75	1.0%
<b>Total:</b>	<b>7,647</b>	

Time of Day	Totals	% of Total
0000-0259	845	12.2%
0300-0559	508	7.3%
0600-0859	540	7.8%
0900-1159	775	11.2%
1200-1459	782	11.3%
1500-1759	1,054	15.2%
1800-2059	1,176	16.9%
2100-2359	1,265	18.2%
<b>Total:</b>	<b>6,945</b>	

Weapon Used	Totals	% of Total
Blunt Object	204	2.3%
Handgun	174	2.0%
Hands/Fist/Feet	7,421	84.6%
Knife/Cutting Inst	325	3.7%
Other Firearm	70	0.8%
Other Weapon	143	1.6%
Unknown	431	4.9%
<b>Total:</b>	<b>8,768</b>	

Number of Children Present	Totals	% of Total
ages 0-3	832	30.3%
ages 4-6	424	15.5%
ages 7-9	326	11.9%
ages 10-12	395	14.4%
ages 13-15	315	11.5%
ages 16-18	286	10.4%
age unknown	164	6.0%
<b>Total:</b>	<b>2,742</b>	

Offender Age Range	Male	Female	Total	% of Total
Under 18	320	271	591	7.2%
18-24	951	546	1,497	18.2%
25-34	1,887	852	2,739	33.3%
35-44	1,152	481	1,633	19.8%
45-54	744	308	1,052	12.8%
55-64	350	157	507	6.2%
65 over	107	39	146	1.8%
Unknown	44	18	62	0.8%
<b>Total:</b>	<b>5,555</b>	<b>2,672</b>	<b>8,227</b>	
% of Total	67.5%	32.5%		

Offender Race	Male	Female	Total	% of Total
White	3,289	1,638	4,927	59.9%
Black / African American	1,887	827	2,714	33.0%
Am Indian / Alaska Native	52	24	76	0.9%
Asian	157	130	287	3.5%
Hawaiian/Pac. Islander	14	6	20	0.2%
Unknown	156	47	203	2.5%
<b>Total:</b>	<b>5,555</b>	<b>2,672</b>	<b>8,227</b>	
% of Total	67.5%	32.5%		

Injuries	Offender Male	Offender Female	Total	% of Total
Minor	923	541	1,464	17.8%
Moderate	85	24	109	1.3%
No Visible	2,291	1,257	3,548	43.1%
Severe	16	8	24	0.3%

Medical Attention	Offender Male	Offender Female	Total	% of Total
1st Aid	203	91	294	3.6%
Hospital	143	75	218	2.6%
None	3,621	1,518	5,139	62.5%
Refused	933	667	1,600	19.4%

Other Conditions	Offender Male	Offender Female	Total	% of Total
Alcohol/Drug Use Suspected	3,611	1,687	5,298	64.4%
DV Card Given	2,130	1,213	3,343	40.6%
PO in Effect	69	10	79	1.0%
Arrested	367	252	619	7.5%
None	244	116	360	4.4%

Victim Relationship to Offender	Totals	% of Total
Cohabitant	4,208	47.7%
Spouse	632	7.2%
Dating	3,278	37.1%
Child in Common	1,533	17.4%
Blood Relative	1,396	15.8%
Parent	744	8.4%
Child	454	5.1%
Former Spouse	111	1.3%
Former Dating	788	8.9%
Former Cohabitant	498	5.6%
Related by Marriage	948	10.7%

Victim Age Range	Male	Female	Total	% of Total
Under 18	217	242	459	5.2%
18-24	470	1,198	1,668	18.9%
25-34	770	1,930	2,700	30.6%
35-44	528	1,293	1,821	20.6%
45-54	427	764	1,191	13.5%
55-64	318	349	667	7.6%
65 over	154	155	309	3.5%
Unknown	6	6	12	0.1%
<b>Total:</b>	<b>2,890</b>	<b>5,937</b>	<b>8,827</b>	
% of Total	32.7%	67.3%		

Victim Race	Male	Female	Total	% of Total
White	1,923	3,660	5,583	63.3%
Black / African American	754	1,810	2,564	29.1%
Am Indian / Alaska Native	28	54	82	0.9%
Asian	83	231	314	3.6%
Hawaiian/Pac. Islander	2	24	26	0.3%
Unknown	98	156	254	2.9%
<b>Total:</b>	<b>2,888</b>	<b>5,935</b>	<b>8,823</b>	
% of Total	32.7%	67.3%		

Injuries	Victim Male	Victim Female	Total	% of Total
Minor	1,364	2,712	4,076	46.2%
Moderate	121	260	381	4.3%
No Visible	982	2,282	3,264	37.0%
Severe	22	45	67	0.8%

Medical Attention	Victim Male	Victim Female	Total	% of Total
1st Aid	161	416	577	6.5%
Hospital	147	413	560	6.3%
None	1,098	1,969	3,067	34.7%
Refused	1,172	2,583	3,755	42.5%

Other Conditions	Victim Male	Victim Female	Total	% of Total
Alcohol/Drug Use Suspected	842	1,463	2,305	26.1%
DV Card Given	2,250	4,927	7,177	81.3%
PO in Effect	12	72	84	1.0%
Arrested	79	101	180	2.0%
None	67	83	150	1.7%

Mitigating Circumstances for Primary Not Arrested	Male	Female	Total	% of Total
Aggressor undetermined	294	204	498	10.8%
Gone upon arrival	826	238	1,064	23.0%
No evidence of injury	390	176	566	12.2%
Not reported within 24 hours	88	20	108	2.3%
Other	90	48	138	3.0%
Unknown	1,643	610	2,253	48.7%
<b>Total:</b>	<b>3,331</b>	<b>1,296</b>	<b>4,627</b>	
% of Total	72.0%	28.0%		

Primary Aggressors	Male	Female	Total	% of Total
Arrested	2,089	1,334	3,423	43.4%
Not Arrested	3,198	1,270	4,468	56.6%
<b>Total:</b>	<b>5,287</b>	<b>2,604</b>	<b>7,891</b>	
% of Total	67.0%	33.0%		

Other Persons Involved	Male	Female	Total
Arrested	29	23	52

QUARTER 3 DV CY 2017

Day of Month	Totals	% of Total
1st	280	3.3%
2nd	297	3.5%
3rd	288	3.4%
4th	311	3.7%
5th	270	3.2%
6th	300	3.5%
7th	238	2.8%
8th	279	3.3%
9th	294	3.5%
10th	265	3.1%
11th	260	3.1%
12th	260	3.1%
13th	265	3.1%
14th	259	3.1%
15th	255	3.0%
16th	273	3.2%
17th	278	3.3%
18th	272	3.2%
19th	290	3.4%
20th	260	3.1%
21st	257	3.0%
22nd	256	3.0%
23rd	256	3.0%
24th	277	3.3%
25th	278	3.3%
26th	241	2.8%
27th	268	3.2%
28th	249	2.9%
29th	271	3.2%
30th	281	3.3%
31st	332	3.9%
<b>Total:</b>	<b>8,460</b>	

Time of Day	Totals	% of Total
0000-0259	1,122	13.5%
0300-0559	632	7.6%
0600-0859	670	8.1%
0900-1159	884	10.6%
1200-1459	974	11.7%
1500-1759	1,148	13.8%
1800-2059	1,388	16.7%
2100-2359	1,488	17.9%
<b>Total:</b>	<b>8,306</b>	

Weapon Used	Totals	% of Total
Blunt Object	234	2.7%
Handgun	196	2.2%
Hands/Fist/Feet	7,356	84.4%
Knife/Cutting Inst	319	3.7%
Other Firearm	53	0.6%
Other Weapon	164	1.9%
Unknown	398	4.6%
<b>Total:</b>	<b>8,720</b>	

Number of Children Present	Totals	% of Total
ages 0-3	781	28.1%
ages 4-6	429	15.4%
ages 7-9	415	14.9%
ages 10-12	360	12.9%
ages 13-15	347	12.5%
ages 16-18	245	8.8%
age unknown	205	7.4%
<b>Total:</b>	<b>2,782</b>	

Offender Age Range	Male	Female	Total	% of Total
Under 18	329	198	527	6.5%
18-24	974	532	1,506	18.5%
25-34	1,869	851	2,720	33.3%
35-44	1,139	493	1,632	20.0%
45-54	724	321	1,045	12.8%
55-64	351	169	520	6.4%
65 over	118	44	162	2.0%
Unknown	37	8	45	0.6%
<b>Total:</b>	<b>5,541</b>	<b>2,616</b>	<b>8,157</b>	
% of Total	67.9%	32.1%		

Offender Race	Male	Female	Total	% of Total
White	3,245	1,606	4,851	59.5%
Black / African American	1,938	814	2,752	33.8%
Am Indian / Alaska Native	52	35	87	1.1%
Asian	145	112	257	3.2%
Hawaiian/Pac. Islander	19	3	22	0.3%
Unknown	139	46	185	2.3%
<b>Total:</b>	<b>5,538</b>	<b>2,616</b>	<b>8,154</b>	
% of Total	67.9%	32.1%		

Injuries	Offender Male	Offender Female	Total	% of Total
Minor	908	553	1,461	17.9%
Moderate	88	19	107	1.3%
No Visible	2,121	1,098	3,219	39.5%
Severe	7	21	28	0.3%

Medical Attention	Offender Male	Offender Female	Total	% of Total
1st Aid	184	95	279	3.4%
Hospital	123	54	177	2.2%
None	3,574	1,497	5,071	62.2%
Refused	887	587	1,474	18.1%

Other Conditions	Offender Male	Offender Female	Total	% of Total
Alcohol/Drug Use Suspected	3,504	1,623	5,127	62.9%
DV Card Given	2,143	1,249	3,392	41.6%
PO in Effect	40	15	55	0.7%
Arrested	429	175	604	7.4%
None	180	78	258	3.2%

Victim Relationship to Offender	Totals	% of Total
Cohabitant	3,896	42.6%
Spouse	717	7.8%
Dating	3,185	34.9%
Child in Common	1,508	16.5%
Blood Relative	1,166	12.8%
Parent	798	8.7%
Child	390	4.3%
Former Spouse	102	1.1%
Former Dating	736	8.1%
Former Cohabitant	444	4.9%
Related by Marriage	1,031	11.3%

Victim Age Range	Male	Female	Total	% of Total
Under 18	200	244	444	4.9%
18-24	468	1,243	1,711	18.7%
25-34	810	2,014	2,824	30.9%
35-44	570	1,269	1,839	20.1%
45-54	442	848	1,290	14.1%
55-64	286	401	687	7.5%
65 over	150	176	326	3.6%
Unknown	3	12	15	0.2%
<b>Total:</b>	<b>2,929</b>	<b>6,207</b>	<b>9,136</b>	
% of Total	32.1%	67.9%		

Victim Race	Male	Female	Total	% of Total
White	1,920	3,913	5,833	63.9%
Black / African American	790	1,796	2,586	28.3%
Am Indian / Alaska Native	24	50	74	0.8%
Asian	101	225	326	3.6%
Hawaiian/Pac. Islander	5	15	20	0.2%
Unknown	89	207	296	3.2%
<b>Total:</b>	<b>2,929</b>	<b>6,206</b>	<b>9,135</b>	
% of Total	32.1%	67.9%		

Injuries	Victim Male	Victim Female	Total	% of Total
Minor	1,388	2,771	4,159	45.5%
Moderate	103	244	347	3.8%
No Visible	977	2,341	3,318	36.3%
Severe	18	28	46	0.5%

Medical Attention	Victim Male	Victim Female	Total	% of Total
1st Aid	154	414	568	6.2%
Hospital	140	401	541	5.9%
None	1,131	2,118	3,249	35.6%
Refused	1,143	2,598	3,741	40.9%

Other Conditions	Victim Male	Victim Female	Total	% of Total
Alcohol/Drug Use Suspected	835	1,565	2,400	26.3%
DV Card Given	2,361	5,230	7,591	83.1%
PO in Effect	21	79	100	1.1%
Arrested	120	96	216	2.4%
None	70	116	186	2.0%

Mitigating Circumstances for Primary Not Arrested	Male	Female	Total	% of Total
Aggressor undetermined	178	139	317	7.0%
Gone upon arrival	286	46	332	7.3%
No evidence of injury	121	65	186	4.1%
Not reported within 24 hours	49	24	73	1.6%
Other	61	33	94	2.1%
Unknown	2,555	992	3,547	78.0%
<b>Total:</b>	<b>3,250</b>	<b>1,299</b>	<b>4,549</b>	
% of Total	71.4%	28.6%		

Primary Aggressors	Male	Female	Total	% of Total
Arrested	2,185	1,378	3,563	45.1%
Not Arrested	3,111	1,233	4,344	54.9%
<b>Total:</b>	<b>5,296</b>	<b>2,611</b>	<b>7,907</b>	
% of Total	67.0%	33.0%		

Other Persons Involved	Male	Female	Total
Arrested	24	9	33

QUARTER 4 DV CY 2017

Day of Month	Totals	% of Total
1st	269	3.7%
2nd	233	3.2%
3rd	249	3.4%
4th	252	3.4%
5th	252	3.4%
6th	221	3.0%
7th	210	2.9%
8th	240	3.3%
9th	225	3.1%
10th	229	3.1%
11th	224	3.1%
12th	232	3.2%
13th	222	3.0%
14th	245	3.3%
15th	225	3.1%
16th	215	2.9%
17th	255	3.5%
18th	240	3.3%
19th	223	3.0%
20th	216	3.0%
21st	227	3.1%
22nd	219	3.0%
23rd	297	4.1%
24th	255	3.5%
25th	296	4.0%
26th	245	3.3%
27th	204	2.8%
28th	237	3.2%
29th	252	3.4%
30th	256	3.5%
31st	156	2.1%
<b>Total:</b>	<b>7,321</b>	

Time of Day	Totals	% of Total
0000-0259	939	12.5%
0300-0559	494	6.6%
0600-0859	565	7.5%
0900-1159	892	11.9%
1200-1459	881	11.7%
1500-1759	1,123	15.0%
1800-2059	1,300	17.3%
2100-2359	1,306	17.4%
<b>Total:</b>	<b>7,500</b>	

Weapon Used	Totals	% of Total
Blunt Object	193	2.5%
Handgun	138	1.8%
Hands/Fist/Feet	6,530	83.9%
Knife/Cutting Inst	354	4.5%
Other Firearm	61	0.8%
Other Weapon	144	1.9%
Unknown	361	4.6%
<b>Total:</b>	<b>7,781</b>	

Number of Children Present	Totals	% of Total
ages 0-3	722	29.0%
ages 4-6	356	14.3%
ages 7-9	279	11.2%
ages 10-12	295	11.8%
ages 13-15	235	9.4%
ages 16-18	200	8.0%
age unknown	405	16.3%
<b>Total:</b>	<b>2,492</b>	

Offender Age Range	Male	Female	Total	% of Total
Under 18	341	223	564	7.6%
18-24	829	498	1,327	17.9%
25-34	1,622	756	2,378	32.1%
35-44	1,160	446	1,606	21.7%
45-54	618	274	892	12.0%
55-64	310	148	458	6.2%
65 over	105	41	146	2.0%
Unknown	21	17	38	0.5%
<b>Total:</b>	<b>5,006</b>	<b>2,403</b>	<b>7,409</b>	
% of Total	67.6%	32.4%		

Offender Race	Male	Female	Total	% of Total
White	3,006	1,497	4,503	60.8%
Black / African American	1,676	702	2,378	32.1%
Am Indian / Alaska Native	51	28	79	1.1%
Asian	159	127	286	3.9%
Hawaiian/Pac. Islander	18	15	33	0.4%
Unknown	97	34	131	1.8%
<b>Total:</b>	<b>5,007</b>	<b>2,403</b>	<b>7,410</b>	
% of Total	67.6%	32.4%		

Injuries	Offender Male	Offender Female	Total	% of Total
Minor	769	496	1,265	17.1%
Moderate	57	19	76	1.0%
No Visible	1,842	1,004	2,846	38.4%
Severe	16	1	17	0.2%

Medical Attention	Offender Male	Offender Female	Total	% of Total
1st Aid	134	90	224	3.0%
Hospital	106	55	161	2.2%
None	3,137	1,284	4,421	59.7%
Refused	732	535	1,267	17.1%

Other Conditions	Offender Male	Offender Female	Total	% of Total
Alcohol/Drug Use Suspected	3,056	1,405	4,461	60.2%
DV Card Given	1,879	1,047	2,926	39.5%
PO in Effect	52	17	69	0.9%
Arrested	355	206	561	7.6%
None	160	71	231	3.1%

Victim Relationship to Offender	Totals	% of Total
Cohabitant	3,336	40.7%
Spouse	622	7.6%
Dating	2,761	33.7%
Child in Common	1,296	15.8%
Blood Relative	1,077	13.1%
Parent	803	9.8%
Child	408	5.0%
Former Spouse	97	1.2%
Former Dating	656	8.0%
Former Cohabitant	384	4.7%
Related by Marriage	828	10.1%

Victim Age Range	Male	Female	Total	% of Total
Under 18	189	225	414	5.1%
18-24	411	1,076	1,487	18.1%
25-34	724	1,792	2,516	30.7%
35-44	534	1,195	1,729	21.1%
45-54	406	709	1,115	13.6%
55-64	256	376	632	7.7%
65 over	139	151	290	3.5%
Unknown	2	9	11	0.1%
<b>Total:</b>	<b>2,661</b>	<b>5,533</b>	<b>8,194</b>	
% of Total	32.5%	67.5%		

Victim Race	Male	Female	Total	% of Total
White	1,776	3,495	5,271	64.3%
Black / African American	693	1,574	2,267	27.7%
Am Indian / Alaska Native	22	57	79	1.0%
Asian	94	258	352	4.3%
Hawaiian/Pac. Islander	11	9	20	0.2%
Unknown	65	140	205	2.5%
<b>Total:</b>	<b>2,661</b>	<b>5,533</b>	<b>8,194</b>	
% of Total	32.5%	67.5%		

Injuries	Victim Male	Victim Female	Total	% of Total
Minor	1,162	2,253	3,415	41.7%
Moderate	86	199	285	3.5%
No Visible	854	2,046	2,900	35.4%
Severe	18	33	51	0.6%

Medical Attention	Victim Male	Victim Female	Total	% of Total
1st Aid	152	340	492	6.0%
Hospital	105	314	419	5.1%
None	962	1,865	2,827	34.5%
Refused	1,001	2,172	3,173	38.7%

Other Conditions	Victim Male	Victim Female	Total	% of Total
Alcohol/Drug Use Suspected	715	1,268	1,983	24.2%
DV Card Given	1,955	4,408	6,363	77.7%
PO in Effect	22	62	84	1.0%
Arrested	64	194	258	3.1%
None	62	89	151	1.8%

Mitigating Circumstances for Primary Not Arrested	Male	Female	Total	% of Total
Aggressor undetermined	171	133	304	7.9%
Gone upon arrival	217	53	270	7.0%
No evidence of injury	121	60	181	4.7%
Not reported within 24 hours	41	13	54	1.4%
Other	69	35	104	2.7%
Unknown	2,196	759	2,955	76.4%
<b>Total:</b>	<b>2,815</b>	<b>1,053</b>	<b>3,868</b>	
% of Total	72.8%	27.2%		

Primary Aggressors	Male	Female	Total	% of Total
Arrested	2,026	1,258	3,284	47.1%
Not Arrested	2,662	1,032	3,694	52.9%
<b>Total:</b>	<b>4,688</b>	<b>2,290</b>	<b>6,978</b>	
% of Total	67.2%	32.8%		

Other Persons Involved	Male	Female	Total
Arrested	11	15	26

CARSON CITY SO CY 2017

Day of Month	Totals	% of Total
1st	11	4.1%
2nd	5	1.9%
3rd	6	2.2%
4th	14	5.2%
5th	8	3.0%
6th	5	1.9%
7th	9	3.4%
8th	10	3.7%
9th	9	3.4%
10th	8	3.0%
11th	11	4.1%
12th	14	5.2%
13th	10	3.7%
14th	2	0.7%
15th	9	3.4%
16th	12	4.5%
17th	2	0.7%
18th	8	3.0%
19th	12	4.5%
20th	10	3.7%
21st	9	3.4%
22nd	10	3.7%
23rd	12	4.5%
24th	7	2.6%
25th	9	3.4%
26th	12	4.5%
27th	5	1.9%
28th	9	3.4%
29th	9	3.4%
30th	4	1.5%
31st	6	2.2%
<b>Total:</b>	<b>267</b>	

Time of Day	Totals	% of Total
0000-0259	33	12.5%
0300-0559	19	7.2%
0600-0859	15	5.7%
0900-1159	20	7.5%
1200-1459	17	6.4%
1500-1759	43	16.2%
1800-2059	57	21.5%
2100-2359	61	23.0%
<b>Total:</b>	<b>265</b>	

Weapon Used	Totals	% of Total
Blunt Object	35	13.2%
Handgun	1	0.4%
Hands/Fist/Feet	224	84.5%
Knife/Cutting Inst	0	0.0%
Other Firearm	0	0.0%
Other Weapon	4	1.5%
Unknown	1	0.4%
<b>Total:</b>	<b>265</b>	

Number of Children Present	Totals	% of Total
ages 0-3	33	40.7%
ages 4-6	8	9.9%
ages 7-9	6	7.4%
ages 10-12	12	14.8%
ages 13-15	12	14.8%
ages 16-18	10	12.3%
age unknown	0	0.0%
<b>Total:</b>	<b>81</b>	

Offender Age Range	Male	Female	Total	% of Total
Under 18	15	14	29	9.9%
18-24	40	14	54	18.4%
25-34	60	25	85	28.9%
35-44	28	18	46	15.6%
45-54	33	19	52	17.7%
55-64	15	7	22	7.5%
65 over	3	0	3	1.0%
Unknown	3	0	3	1.0%
<b>Total:</b>	<b>197</b>	<b>97</b>	<b>294</b>	
				% of Total
				67.0%
				33.0%

Offender Race	Male	Female	Total	% of Total
White	176	90	266	90.5%
Black / African American	8	4	12	4.1%
Am Indian / Alaska Native	5	1	6	2.0%
Asian	0	1	1	0.3%
Hawaiian/Pac. Islander	0	0	0	0.0%
Unknown	8	1	9	3.1%
<b>Total:</b>	<b>197</b>	<b>97</b>	<b>294</b>	
				% of Total
				67.0%
				33.0%

Injuries	Offender Male	Offender Female	Total	% of Total
Minor	48	21	69	23.5%
Moderate	47	0	47	16.0%
No Visible	81	69	150	51.0%
Severe	0	0	0	0.0%

Medical Attention	Offender Male	Offender Female	Total	% of Total
1st Aid	0	0	0	0.0%
Hospital	3	1	4	1.4%
None	147	77	224	76.2%
Refused	23	12	35	11.9%

Other Conditions	Offender Male	Offender Female	Total	% of Total
Alcohol/Drug Use Suspected	78	40	118	40.1%
DV Card Given	5	3	8	2.7%
PO in Effect	0	0	0	0.0%
Arrested	0	0	0	0.0%
None	0	0	0	0.0%

Victim Relationship to Offender	Totals	% of Total
Cohabitant	90	29.2%
Spouse	48	15.6%
Dating	112	36.4%
Child in Common	40	13.0%
Blood Relative	27	8.8%
Parent	28	9.1%
Child	13	4.2%
Former Spouse	7	2.3%
Former Dating	14	4.5%
Former Cohabitant	11	3.6%
Related by Marriage	1	0.3%

Victim Age Range	Male	Female	Total	% of Total
Under 18	13	6	19	9.9%
18-24	11	39	50	16.2%
25-34	27	60	87	28.2%
35-44	12	45	57	18.5%
45-54	21	41	62	20.1%
55-64	16	13	29	9.4%
65 over	0	4	4	1.3%
Unknown	0	0	0	0.0%
<b>Total:</b>	<b>100</b>	<b>208</b>	<b>308</b>	
				% of Total
				32.5%
				67.5%

Victim Race	Male	Female	Total	% of Total
White	88	192	280	91.2%
Black / African American	5	5	10	3.3%
Am Indian / Alaska Native	2	4	6	2.0%
Asian	0	1	1	0.3%
Hawaiian/Pac. Islander	0	1	1	0.3%
Unknown	4	5	9	2.9%
<b>Total:</b>	<b>99</b>	<b>208</b>	<b>307</b>	
				% of Total
				32.2%
				67.8%

Injuries	Victim Male	Victim Female	Total	% of Total
Minor	43	90	133	43.2%
Moderate	9	24	33	10.7%
No Visible	46	92	138	44.8%
Severe	1	4	5	1.6%

Medical Attention	Victim Male	Victim Female	Total	% of Total
1st Aid	0	5	5	1.6%
Hospital	4	11	15	4.9%
None	71	143	214	69.5%
Refused	21	61	82	26.6%

Other Conditions	Victim Male	Victim Female	Total	% of Total
Alcohol/Drug Use Suspected	28	44	72	23.4%
DV Card Given	36	98	134	43.5%
PO in Effect	0	0	0	0.0%
Arrested	0	0	0	0.0%
None	0	0	0	0.0%

Mitigating Circumstances for Primary Not Arrested	Male	Female	Total	% of Total
Aggressor undetermined	37	31	68	40.7%
Gone upon arrival	38	6	44	26.3%
No evidence of injury	35	20	55	32.9%
Not reported within 24 hours	0	0	0	0.0%
Other	0	0	0	0.0%
Unknown	0	0	0	0.0%
<b>Total:</b>	<b>110</b>	<b>57</b>	<b>167</b>	
				% of Total
				65.9%
				34.1%

Primary Aggressors	Male	Female	Total	% of Total
Arrested	87	45	132	44.9%
Not Arrested	110	52	162	55.1%
<b>Total:</b>	<b>197</b>	<b>97</b>	<b>294</b>	
				% of Total
				67.0%
				33.0%

Other Persons Involved	Male	Female	Total
Arrested	1	1	2

# CHURCHILL COUNTY TOTAL CY 2017

Day of Month	Totals	% of Total
1st	11	6.6%
2nd	7	4.2%
3rd	6	3.6%
4th	2	1.2%
5th	3	1.8%
6th	7	4.2%
7th	2	1.2%
8th	6	3.6%
9th	2	1.2%
10th	8	4.8%
11th	4	2.4%
12th	4	2.4%
13th	5	3.0%
14th	6	3.6%
15th	8	4.8%
16th	2	1.2%
17th	4	2.4%
18th	5	3.0%
19th	6	3.6%
20th	3	1.8%
21st	3	1.8%
22nd	11	6.6%
23rd	7	4.2%
24th	7	4.2%
25th	7	4.2%
26th	3	1.8%
27th	4	2.4%
28th	8	4.8%
29th	6	3.6%
30th	9	5.4%
31st	0	0.0%
<b>Total:</b>	<b>166</b>	

Time of Day	Totals	% of Total
0000-0259	15	8.9%
0300-0559	10	6.0%
0600-0859	7	4.2%
0900-1159	13	7.7%
1200-1459	18	10.7%
1500-1759	36	21.4%
1800-2059	35	20.8%
2100-2359	34	20.2%
<b>Total:</b>	<b>168</b>	

Weapon Used	Totals	% of Total
Blunt Object	6	3.4%
Handgun	0	0.0%
Hands/Fist/Feet	151	85.8%
Knife/Cutting Inst	2	1.1%
Other Firearm	1	0.6%
Other Weapon	10	5.7%
Unknown	6	3.4%
<b>Total:</b>	<b>176</b>	

Number of Children Present	Totals	% of Total
ages 0-3	33	35.5%
ages 4-6	14	15.1%
ages 7-9	10	10.8%
ages 10-12	15	16.1%
ages 13-15	11	11.8%
ages 16-18	5	5.4%
age unknown	5	5.4%
<b>Total:</b>	<b>93</b>	

Offender Age Range	Male	Female	Total	% of Total
Under 18	11	6	17	9.4%
18-24	14	13	27	14.9%
25-34	37	19	56	30.9%
35-44	23	13	36	19.9%
45-54	23	8	31	17.1%
55-64	8	4	12	6.6%
65 over	1	1	2	1.1%
Unknown	0	0	0	0.0%
<b>Total:</b>	<b>117</b>	<b>64</b>	<b>181</b>	
% of Total	64.6%	35.4%		

Offender Race	Male	Female	Total	% of Total
White	93	52	145	80.1%
Black / African American	7	3	10	5.5%
Am Indian / Alaska Native	13	5	18	9.9%
Asian	0	2	2	1.1%
Hawaiian/Pac. Islander	3	2	5	2.8%
Unknown	1	0	1	0.6%
<b>Total:</b>	<b>117</b>	<b>64</b>	<b>181</b>	
% of Total	64.6%	35.4%		

Injuries	Offender Male	Offender Female	Total	% of Total
Minor	25	16	41	22.7%
Moderate	7	2	9	5.0%
No Visible	79	42	121	66.9%
Severe	0	0	0	0.0%

Medical Attention	Offender Male	Offender Female	Total	% of Total
1st Aid	0	0	0	0.0%
Hospital	3	1	4	2.2%
None	95	47	142	78.5%
Refused	15	12	27	14.9%

Other Conditions	Offender Male	Offender Female	Total	% of Total
Alcohol/Drug Use Suspected	41	24	65	35.9%
DV Card Given	6	4	10	5.5%
PO in Effect	4	1	5	2.8%
Arrested	37	22	59	32.6%
None	11	5	16	8.8%

Victim Relationship to Offender	Totals	% of Total
Cohabitant	50	27.5%
Spouse	24	13.2%
Dating	52	28.6%
Child in Common	23	12.6%
Blood Relative	27	14.8%
Parent	11	6.0%
Child	10	5.5%
Former Spouse	2	1.1%
Former Dating	5	2.7%
Former Cohabitant	6	3.3%
Related by Marriage	6	3.3%

Victim Age Range	Male	Female	Total	% of Total
Under 18	5	9	14	7.7%
18-24	8	16	24	13.2%
25-34	32	40	72	39.6%
35-44	9	28	37	20.3%
45-54	6	18	24	13.2%
55-64	6	3	9	4.9%
65 over	1	1	2	1.1%
Unknown	0	0	0	0.0%
<b>Total:</b>	<b>67</b>	<b>115</b>	<b>182</b>	
% of Total	36.8%	63.2%		

Victim Race	Male	Female	Total	% of Total
White	60	94	154	84.6%
Black / African American	0	2	2	1.1%
Am Indian / Alaska Native	4	10	14	7.7%
Asian	0	1	1	0.5%
Hawaiian/Pac. Islander	3	7	10	5.5%
Unknown	0	1	1	0.5%
<b>Total:</b>	<b>67</b>	<b>115</b>	<b>182</b>	
% of Total	36.8%	63.2%		

Injuries	Victim Male	Victim Female	Total	% of Total
Minor	32	56	88	48.4%
Moderate	5	20	25	13.7%
No Visible	27	31	58	31.9%
Severe	1	0	1	0.5%

Medical Attention	Victim Male	Victim Female	Total	% of Total
1st Aid	2	3	5	2.7%
Hospital	3	14	17	9.3%
None	45	54	99	54.4%
Refused	14	36	50	27.5%

Other Conditions	Victim Male	Victim Female	Total	% of Total
Alcohol/Drug Use Suspected	28	23	51	28.0%
DV Card Given	43	86	129	70.9%
PO in Effect	1	5	6	3.3%
Arrested	0	0	0	0.0%
None	4	4	8	4.4%

Mitigating Circumstances for Primary Not Arrested	Male	Female	Total	% of Total
Aggressor undetermined	29	23	52	51.0%
Gone upon arrival	10	1	11	10.8%
No evidence of injury	12	5	17	16.7%
Not reported within 24 hours	7	1	8	7.8%
Other	8	6	14	13.7%
Unknown	0	0	0	0.0%
<b>Total:</b>	<b>66</b>	<b>36</b>	<b>102</b>	
% of Total	64.7%	35.3%		

Primary Aggressors	Male	Female	Total	% of Total
Arrested	55	30	85	52.1%
Not Arrested	52	26	78	47.9%
<b>Total:</b>	<b>107</b>	<b>56</b>	<b>163</b>	
% of Total	65.6%	34.4%		

Other Persons Involved	Male	Female	Total
Arrested	0	2	2

CHURCHILL COUNTY SO CY 2017

Day of Month	Totals	% of Total
1st	7	8.8%
2nd	4	5.0%
3rd	0	0.0%
4th	1	1.3%
5th	0	0.0%
6th	3	3.8%
7th	1	1.3%
8th	4	5.0%
9th	1	1.3%
10th	5	6.3%
11th	2	2.5%
12th	3	3.8%
13th	2	2.5%
14th	3	3.8%
15th	3	3.8%
16th	2	2.5%
17th	1	1.3%
18th	3	3.8%
19th	3	3.8%
20th	3	3.8%
21st	1	1.3%
22nd	6	7.5%
23rd	5	6.3%
24th	2	2.5%
25th	2	2.5%
26th	0	0.0%
27th	2	2.5%
28th	5	6.3%
29th	3	3.8%
30th	3	3.8%
31st	0	0.0%
<b>Total:</b>	<b>80</b>	

Time of Day	Totals	% of Total
0000-0259	9	10.8%
0300-0559	6	7.2%
0600-0859	3	3.6%
0900-1159	8	9.6%
1200-1459	7	8.4%
1500-1759	18	21.7%
1800-2059	15	18.1%
2100-2359	17	20.5%
<b>Total:</b>	<b>83</b>	

Weapon Used	Totals	% of Total
Blunt Object	1	1.2%
Handgun	0	0.0%
Hands/Fist/Feet	72	86.7%
Knife/Cutting Inst	0	0.0%
Other Firearm	1	1.2%
Other Weapon	3	3.6%
Unknown	6	7.2%
<b>Total:</b>	<b>83</b>	

Number of Children Present	Totals	% of Total
ages 0-3	15	36.6%
ages 4-6	3	7.3%
ages 7-9	5	12.2%
ages 10-12	5	12.2%
ages 13-15	5	12.2%
ages 16-18	3	7.3%
age unknown	5	12.2%
<b>Total:</b>	<b>41</b>	

Offender Age Range	Male	Female	Total	% of Total
Under 18	6	3	9	9.9%
18-24	6	7	13	14.3%
25-34	18	7	25	27.5%
35-44	12	9	21	23.1%
45-54	9	4	13	14.3%
55-64	6	2	8	8.8%
65 over	1	1	2	2.2%
Unknown	0	0	0	0.0%
<b>Total:</b>	<b>58</b>	<b>33</b>	<b>91</b>	
% of Total		63.7%	36.3%	

Offender Race	Male	Female	Total	% of Total
White	49	31	80	87.9%
Black / African American	3	0	3	3.3%
Am Indian / Alaska Native	5	1	6	6.6%
Asian	0	1	1	1.1%
Hawaiian/Pac. Islander	0	0	0	0.0%
Unknown	1	0	1	1.1%
<b>Total:</b>	<b>58</b>	<b>33</b>	<b>91</b>	
% of Total		63.7%	36.3%	

Offender				
Injuries	Male	Female	Total	% of Total
Minor	11	11	22	24.2%
Moderate	2	1	3	3.3%
No Visible	39	17	56	61.5%
Severe	0	0	0	0.0%

Offender				
Medical Attention	Male	Female	Total	% of Total
1st Aid	0	0	0	0.0%
Hospital	0	1	1	1.1%
None	48	20	68	74.7%
Refused	5	8	13	14.3%

Other Conditions	Offender			% of Total
	Male	Female	Total	
Alcohol/Drug Use Suspected	13	12	25	27.5%
DV Card Given	0	1	1	1.1%
PO in Effect	0	0	0	0.0%
Arrested	10	12	22	24.2%
None	1	1	2	2.2%

Victim Relationship to Offender	Totals	% of Total
Cohabitant	12	12.9%
Spouse	15	16.1%
Dating	21	22.6%
Child in Common	11	11.8%
Blood Relative	13	14.0%
Parent	4	4.3%
Child	4	4.3%
Former Spouse	0	0.0%
Former Dating	1	1.1%
Former Cohabitant	0	0.0%
Related by Marriage	4	4.3%

Victim Age Range	Male	Female	Total	% of Total
Under 18	2	3	5	5.4%
18-24	6	8	14	15.1%
25-34	13	15	28	30.1%
35-44	7	20	27	29.0%
45-54	4	9	13	14.0%
55-64	2	3	5	5.4%
65 over	0	1	1	1.1%
Unknown	0	0	0	0.0%
<b>Total:</b>	<b>34</b>	<b>59</b>	<b>93</b>	
% of Total		36.6%	63.4%	

Victim Race	Male	Female	Total	% of Total
White	33	53	86	92.5%
Black / African American	0	0	0	0.0%
Am Indian / Alaska Native	1	4	5	5.4%
Asian	0	1	1	1.1%
Hawaiian/Pac. Islander	0	0	0	0.0%
Unknown	0	1	1	1.1%
<b>Total:</b>	<b>34</b>	<b>59</b>	<b>93</b>	
% of Total		36.6%	63.4%	

Injuries	Victim			% of Total
	Male	Female	Total	
Minor	14	23	37	39.8%
Moderate	3	9	12	12.9%
No Visible	15	19	34	36.6%
Severe	0	0	0	0.0%

Victim				% of Total
Medical Attention	Male	Female	Total	
1st Aid	0	1	1	1.1%
Hospital	2	7	9	9.7%
None	25	24	49	52.7%
Refused	4	19	23	24.7%

Other Conditions	Victim			% of Total
	Male	Female	Total	
Alcohol/Drug Use Suspected	13	7	20	21.5%
DV Card Given	15	39	54	58.1%
PO in Effect	0	0	0	0.0%
Arrested	0	0	0	0.0%
None	2	0	2	2.2%

Mitigating Circumstances for Primary Not Arrested	Male	Female	Total	% of Total
Aggressor undetermined	12	13	25	49.0%
Gone upon arrival	5	0	5	9.8%
No evidence of injury	6	3	9	17.6%
Not reported within 24 hours	6	0	6	11.8%
Other	4	2	6	11.8%
Unknown	0	0	0	0.0%
<b>Total:</b>	<b>33</b>	<b>18</b>	<b>51</b>	
% of Total		64.7%	35.3%	

Primary Aggressors	Male	Female	Total	% of Total
Arrested	24	17	41	52.6%
Not Arrested	26	11	37	47.4%
<b>Total:</b>	<b>50</b>	<b>28</b>	<b>78</b>	
% of Total		64.1%	35.9%	

Other Persons Involved	Male	Female	Total
Arrested	0	1	1



FALLON PD CY 2017

Day of Month	Totals	% of Total
1st	4	4.7%
2nd	3	3.5%
3rd	6	7.0%
4th	1	1.2%
5th	3	3.5%
6th	4	4.7%
7th	1	1.2%
8th	2	2.3%
9th	1	1.2%
10th	3	3.5%
11th	2	2.3%
12th	1	1.2%
13th	3	3.5%
14th	3	3.5%
15th	5	5.8%
16th	0	0.0%
17th	3	3.5%
18th	2	2.3%
19th	3	3.5%
20th	0	0.0%
21st	2	2.3%
22nd	5	5.8%
23rd	2	2.3%
24th	5	5.8%
25th	5	5.8%
26th	3	3.5%
27th	2	2.3%
28th	3	3.5%
29th	3	3.5%
30th	6	7.0%
31st	0	0.0%
<b>Total:</b>	<b>86</b>	

Time of Day	Totals	% of Total
0000-0259	6	7.1%
0300-0559	4	4.7%
0600-0859	4	4.7%
0900-1159	5	5.9%
1200-1459	11	12.9%
1500-1759	18	21.2%
1800-2059	20	23.5%
2100-2359	17	20.0%
<b>Total:</b>	<b>85</b>	

Weapon Used	Totals	% of Total
Blunt Object	5	5.4%
Handgun	0	0.0%
Hands/Fist/Feet	79	84.9%
Knife/Cutting Inst	2	2.2%
Other Firearm	0	0.0%
Other Weapon	7	7.5%
Unknown	0	0.0%
<b>Total:</b>	<b>93</b>	

Number of Children Present	Totals	% of Total
ages 0-3	18	34.6%
ages 4-6	11	21.2%
ages 7-9	5	9.6%
ages 10-12	10	19.2%
ages 13-15	6	11.5%
ages 16-18	2	3.8%
age unknown	0	0.0%
<b>Total:</b>	<b>52</b>	

Offender Age Range	Male	Female	Total	% of Total
Under 18	5	3	8	8.9%
18-24	8	6	14	15.6%
25-34	19	12	31	34.4%
35-44	11	4	15	16.7%
45-54	14	4	18	20.0%
55-64	2	2	4	4.4%
65 over	0	0	0	0.0%
Unknown	0	0	0	0.0%
<b>Total:</b>	<b>59</b>	<b>31</b>	<b>90</b>	
				% of Total
				65.6%
				34.4%

Offender Race	Male	Female	Total	% of Total
White	44	21	65	72.2%
Black / African American	4	3	7	7.8%
Am Indian / Alaska Native	8	4	12	13.3%
Asian	0	1	1	1.1%
Hawaiian/Pac. Islander	3	2	5	5.6%
Unknown	0	0	0	0.0%
<b>Total:</b>	<b>59</b>	<b>31</b>	<b>90</b>	
				% of Total
				65.6%
				34.4%

Injuries	Offender			% of Total
	Male	Female	Total	
Minor	14	5	19	21.1%
Moderate	5	1	6	6.7%
No Visible	40	25	65	72.2%
Severe	0	0	0	0.0%

Offender				
Medical Attention	Male	Female	Total	% of Total
1st Aid	0	0	0	0.0%
Hospital	3	0	3	3.3%
None	47	27	74	82.2%
Refused	10	4	14	15.6%

Other Conditions	Offender			% of Total
	Male	Female	Total	
Alcohol/Drug Use Suspected	28	12	40	44.4%
DV Card Given	6	3	9	10.0%
PO in Effect	4	1	5	5.6%
Arrested	27	10	37	41.1%
None	10	4	14	15.6%

Victim Relationship to Offender	Totals	% of Total
Cohabitant	38	42.7%
Spouse	9	10.1%
Dating	31	34.8%
Child in Common	12	13.5%
Blood Relative	14	15.7%
Parent	7	7.9%
Child	6	6.7%
Former Spouse	2	2.2%
Former Dating	4	4.5%
Former Cohabitant	6	6.7%
Related by Marriage	2	2.2%

Victim Age Range	Male	Female	Total	% of Total
Under 18	3	6	9	10.1%
18-24	2	8	10	11.2%
25-34	19	25	44	49.4%
35-44	2	8	10	11.2%
45-54	2	9	11	12.4%
55-64	4	0	4	4.5%
65 over	1	0	1	1.1%
Unknown	0	0	0	0.0%
<b>Total:</b>	<b>33</b>	<b>56</b>	<b>89</b>	
				% of Total
				37.1%
				62.9%

Victim Race	Male	Female	Total	% of Total
White	27	41	68	76.4%
Black / African American	0	2	2	2.2%
Am Indian / Alaska Native	3	6	9	10.1%
Asian	0	0	0	0.0%
Hawaiian/Pac. Islander	3	7	10	11.2%
Unknown	0	0	0	0.0%
<b>Total:</b>	<b>33</b>	<b>56</b>	<b>89</b>	
				% of Total
				37.1%
				62.9%

Injuries	Victim			% of Total
	Male	Female	Total	
Minor	18	33	51	57.3%
Moderate	2	11	13	14.6%
No Visible	12	12	24	27.0%
Severe	1	0	1	1.1%

Victim				% of Total
Medical Attention	Male	Female	Total	
1st Aid	2	2	4	4.5%
Hospital	1	7	8	9.0%
None	20	30	50	56.2%
Refused	10	17	27	30.3%

Other Conditions	Victim			% of Total
	Male	Female	Total	
Alcohol/Drug Use Suspected	15	16	31	34.8%
DV Card Given	28	47	75	84.3%
PO in Effect	1	5	6	6.7%
Arrested	0	0	0	0.0%
None	2	4	6	6.7%

Mitigating Circumstances for Primary Not Arrested	Male	Female	Total	% of Total
Aggressor undetermined	17	10	27	52.9%
Gone upon arrival	5	1	6	11.8%
No evidence of injury	6	2	8	15.7%
Not reported within 24 hours	1	1	2	3.9%
Other	4	4	8	15.7%
Unknown	0	0	0	0.0%
<b>Total:</b>	<b>33</b>	<b>18</b>	<b>51</b>	
				% of Total
				64.7%
				35.3%

Primary Aggressors	Male	Female	Total	% of Total
Arrested	31	13	44	51.8%
Not Arrested	26	15	41	48.2%
<b>Total:</b>	<b>57</b>	<b>28</b>	<b>85</b>	
				% of Total
				67.1%
				32.9%

Other Persons Involved	Male	Female	Total
Arrested	0	1	1



# CHURCHILL COUNTY TOTAL CY 2017

Day of Month	Totals	% of Total
1st	831	3.4%
2nd	802	3.2%
3rd	780	3.1%
4th	873	3.5%
5th	843	3.4%
6th	765	3.1%
7th	1,138	4.6%
8th	787	3.2%
9th	799	3.2%
10th	750	3.0%
11th	759	3.1%
12th	826	3.3%
13th	790	3.2%
14th	778	3.1%
15th	770	3.1%
16th	762	3.1%
17th	816	3.3%
18th	795	3.2%
19th	801	3.2%
20th	756	3.1%
21st	772	3.1%
22nd	742	3.0%
23rd	807	3.3%
24th	849	3.4%
25th	841	3.4%
26th	809	3.3%
27th	782	3.2%
28th	765	3.1%
29th	818	3.3%
30th	798	3.2%
31st	573	2.3%
<b>Total:</b>	<b>24,777</b>	

Time of Day	Totals	% of Total
0000-0259	3,163	13.1%
0300-0559	1,835	7.6%
0600-0859	1,991	8.2%
0900-1159	2,716	11.2%
1200-1459	2,864	11.8%
1500-1759	3,426	14.1%
1800-2059	4,019	16.6%
2100-2359	4,218	17.4%
<b>Total:</b>	<b>24,232</b>	

Weapon Used	Totals	% of Total
Blunt Object	555	2.0%
Handgun	639	2.3%
Hands/Fist/Feet	23,508	86.4%
Knife/Cutting Inst	1,167	4.3%
Other Firearm	202	0.7%
Other Weapon	354	1.3%
Unknown	776	2.9%
<b>Total:</b>	<b>27,201</b>	

Number of Children Present	Totals	% of Total
ages 0-3	2,319	30.4%
ages 4-6	1,219	16.0%
ages 7-9	999	13.1%
ages 10-12	962	12.6%
ages 13-15	811	10.6%
ages 16-18	556	7.3%
age unknown	761	10.0%
<b>Total:</b>	<b>7,627</b>	

Offender Age Range	Male	Female	Total	% of Total
Under 18	1,074	715	1,789	7.0%
18-24	3,078	1,672	4,750	18.6%
25-34	5,869	2,627	8,496	33.3%
35-44	3,665	1,528	5,193	20.4%
45-54	2,174	937	3,111	12.2%
55-64	1,010	480	1,490	5.8%
65 over	369	128	497	1.9%
Unknown	119	53	172	0.7%
<b>Total:</b>	<b>17,358</b>	<b>8,140</b>	<b>25,498</b>	
% of Total	68.1%	31.9%		

Offender Race	Male	Female	Total	% of Total
White	9,442	4,616	14,058	55.1%
Black / African American	6,845	2,893	9,738	38.2%
Am Indian / Alaska Native	103	69	172	0.7%
Asian	540	404	944	3.7%
Hawaiian/Pac. Islander	24	14	38	0.1%
Unknown	403	145	548	2.1%
<b>Total:</b>	<b>17,357</b>	<b>8,141</b>	<b>25,498</b>	
% of Total	68.1%	31.9%		

Offender				
Injuries	Male	Female	Total	% of Total
Minor	2,768	1,721	4,489	17.6%
Moderate	181	63	244	1.0%
No Visible	6,453	3,496	9,949	39.0%
Severe	51	27	78	0.3%

Offender				
Medical Attention	Male	Female	Total	% of Total
1st Aid	465	318	783	3.1%
Hospital	374	202	576	2.3%
None	11,512	4,611	16,123	63.2%
Refused	2,922	1,961	4,883	19.2%

Other Conditions	Offender			% of Total
	Male	Female	Total	
Alcohol/Drug Use Suspected	11,913	5,591	17,504	68.6%
DV Card Given	6,930	3,973	10,903	42.8%
PO in Effect	186	49	235	0.9%
Arrested	595	346	941	3.7%
None	10	5	15	0.1%

Victim Relationship to Offender	Totals	% of Total
Cohabitant	13,910	49.6%
Spouse	1,718	6.1%
Dating	10,536	37.6%
Child in Common	5,092	18.2%
Blood Relative	4,404	15.7%
Parent	2,727	9.7%
Child	1,398	5.0%
Former Spouse	347	1.2%
Former Dating	2,552	9.1%
Former Cohabitant	1,715	6.1%
Related by Marriage	3,620	12.9%

Victim Age Range	Male	Female	Total	% of Total
Under 18	612	761	1,373	4.9%
18-24	1,428	3,864	5,292	18.9%
25-34	2,451	6,287	8,738	31.2%
35-44	1,770	3,978	5,748	20.5%
45-54	1,386	2,447	3,833	13.7%
55-64	892	1,148	2,040	7.3%
65 over	460	523	983	3.5%
Unknown	15	28	43	0.2%
<b>Total:</b>	<b>9,014</b>	<b>19,036</b>	<b>28,050</b>	
% of Total	32.1%	67.9%		

Victim Race	Male	Female	Total	% of Total
White	5,595	10,993	16,588	59.1%
Black / African American	2,748	6,549	9,297	33.2%
Am Indian / Alaska Native	55	113	168	0.6%
Asian	340	802	1,142	4.1%
Hawaiian/Pac. Islander	11	17	28	0.1%
Unknown	261	560	821	2.9%
<b>Total:</b>	<b>9,010</b>	<b>19,034</b>	<b>28,044</b>	
% of Total	32.1%	67.9%		

Injuries	Victim			% of Total
	Male	Female	Total	
Minor	4,037	8,548	12,585	44.9%
Moderate	306	654	960	3.4%
No Visible	3,069	7,359	10,428	37.2%
Severe	68	101	169	0.6%

Victim				% of Total
Medical Attention	Male	Female	Total	
1st Aid	527	1,224	1,751	6.2%
Hospital	452	1,291	1,743	6.2%
None	3,231	6,212	9,443	33.7%
Refused	3,812	8,439	12,251	43.7%

Other Conditions	Victim			% of Total
	Male	Female	Total	
Alcohol/Drug Use Suspected	2,641	4,874	7,515	26.8%
DV Card Given	7,500	16,518	24,018	85.6%
PO in Effect	40	230	270	1.0%
Arrested	154	91	245	0.9%
None	13	28	41	0.1%

Mitigating Circumstances for Primary Not Arrested	Male	Female	Total	% of Total
Aggressor undetermined	354	230	584	4.4%
Gone upon arrival	1,736	463	2,199	16.4%
No evidence of injury	621	264	885	6.6%
Not reported within 24 hours	120	46	166	1.2%
Other	115	52	167	1.2%
Unknown	6,855	2,530	9,385	70.1%
<b>Total:</b>	<b>9,801</b>	<b>3,585</b>	<b>13,386</b>	
% of Total	73.2%	26.8%		

Primary Aggressors	Male	Female	Total	% of Total
Arrested	6,817	4,272	11,089	45.4%
Not Arrested	9,800	3,536	13,336	54.6%
<b>Total:</b>	<b>16,617</b>	<b>7,808</b>	<b>24,425</b>	
% of Total	68.0%	32.0%		

Other Persons Involved	Male	Female	Total
Arrested	0	0	0

# BOULDER CITY PD CY 2017

Day of Month	Totals	% of Total
1st	1	2.0%
2nd	4	7.8%
3rd	3	5.9%
4th	6	11.8%
5th	2	3.9%
6th	0	0.0%
7th	1	2.0%
8th	1	2.0%
9th	0	0.0%
10th	0	0.0%
11th	0	0.0%
12th	0	0.0%
13th	2	3.9%
14th	1	2.0%
15th	0	0.0%
16th	2	3.9%
17th	3	5.9%
18th	5	9.8%
19th	1	2.0%
20th	1	2.0%
21st	0	0.0%
22nd	0	0.0%
23rd	2	3.9%
24th	1	2.0%
25th	3	5.9%
26th	1	2.0%
27th	1	2.0%
28th	3	5.9%
29th	2	3.9%
30th	5	9.8%
31st	0	0.0%
<b>Total:</b>	<b>51</b>	

Time of Day	Totals	% of Total
0000-0259	5	10.9%
0300-0559	1	2.2%
0600-0859	2	4.3%
0900-1159	1	2.2%
1200-1459	12	26.1%
1500-1759	8	17.4%
1800-2059	12	26.1%
2100-2359	5	10.9%
<b>Total:</b>	<b>46</b>	

Weapon Used	Totals	% of Total
Blunt Object	2	4.3%
Handgun	0	0.0%
Hands/Fist/Feet	42	91.3%
Knife/Cutting Inst	0	0.0%
Other Firearm	0	0.0%
Other Weapon	2	4.3%
Unknown	0	0.0%
<b>Total:</b>	<b>46</b>	

Number of Children Present	Totals	% of Total
ages 0-3	6	40.0%
ages 4-6	2	13.3%
ages 7-9	2	13.3%
ages 10-12	2	13.3%
ages 13-15	2	13.3%
ages 16-18	0	0.0%
age unknown	1	6.7%
<b>Total:</b>	<b>15</b>	

Offender Age Range	Male	Female	Total	% of Total
Under 18	2	5	7	13.7%
18-24	14	4	18	35.3%
25-34	7	2	9	17.6%
35-44	5	1	6	11.8%
45-54	6	2	8	15.7%
55-64	0	3	3	5.9%
65 over	0	0	0	0.0%
Unknown	0	0	0	0.0%
<b>Total:</b>	<b>34</b>	<b>17</b>	<b>51</b>	
% of Total	66.7%	33.3%		

Offender Race	Male	Female	Total	% of Total
White	34	15	49	96.1%
Black / African American	0	1	1	2.0%
Am Indian / Alaska Native	0	0	0	0.0%
Asian	0	1	1	2.0%
Hawaiian/Pac. Islander	0	0	0	0.0%
Unknown	0	0	0	0.0%
<b>Total:</b>	<b>34</b>	<b>17</b>	<b>51</b>	
% of Total	66.7%	33.3%		

Injuries	Offender			% of Total
	Male	Female	Total	
Minor	7	5	12	23.5%
Moderate	0	0	0	0.0%
No Visible	26	12	38	74.5%
Severe	1	0	1	2.0%

Offender				
Medical Attention	Male	Female	Total	% of Total
1st Aid	2	2	4	7.8%
Hospital	1	2	3	5.9%
None	29	10	39	76.5%
Refused	2	2	4	7.8%

Other Conditions	Offender			% of Total
	Male	Female	Total	
Alcohol/Drug Use Suspected	11	8	19	37.3%
DV Card Given	1	4	5	9.8%
PO in Effect	0	0	0	0.0%
Arrested	24	12	36	70.6%
None	7	4	11	21.6%

Victim Relationship to Offender	Totals	% of Total
Cohabitant	4	7.5%
Spouse	10	18.9%
Dating	12	22.6%
Child in Common	2	3.8%
Blood Relative	7	13.2%
Parent	7	13.2%
Child	1	1.9%
Former Spouse	1	1.9%
Former Dating	1	1.9%
Former Cohabitant	0	0.0%
Related by Marriage	0	0.0%

Victim Age Range	Male	Female	Total	% of Total
Under 18	2	5	7	13.2%
18-24	1	10	11	20.8%
25-34	6	6	12	22.6%
35-44	1	7	8	15.1%
45-54	3	5	8	15.1%
55-64	4	3	7	13.2%
65 over	0	0	0	0.0%
Unknown	0	0	0	0.0%
<b>Total:</b>	<b>17</b>	<b>36</b>	<b>53</b>	
% of Total	32.1%	67.9%		

Victim Race	Male	Female	Total	% of Total
White	15	34	49	96.1%
Black / African American	2	0	2	3.9%
Am Indian / Alaska Native	0	0	0	0.0%
Asian	0	0	0	0.0%
Hawaiian/Pac. Islander	0	0	0	0.0%
Unknown	0	0	0	0.0%
<b>Total:</b>	<b>17</b>	<b>34</b>	<b>51</b>	
% of Total	33.3%	66.7%		

Victim				
Injuries	Male	Female	Total	% of Total
Minor	11	24	35	66.0%
Moderate	0	2	2	3.8%
No Visible	6	9	15	28.3%
Severe	0	0	0	0.0%

Victim				
Medical Attention	Male	Female	Total	% of Total
1st Aid	1	7	8	15.1%
Hospital	1	3	4	7.5%
None	12	19	31	58.5%
Refused	3	6	9	17.0%

Other Conditions	Victim			% of Total
	Male	Female	Total	
Alcohol/Drug Use Suspected	4	6	10	18.9%
DV Card Given	2	12	14	26.4%
PO in Effect	0	0	0	0.0%
Arrested	2	1	3	5.7%
None	9	18	27	50.9%

Mitigating Circumstances for Primary Not Arrested	Male	Female	Total	% of Total
Aggressor undetermined	2	3	5	31.3%
Gone upon arrival	6	2	8	50.0%
No evidence of injury	0	0	0	0.0%
Not reported within 24 hours	0	0	0	0.0%
Other	1	1	2	12.5%
Unknown	1	0	1	6.3%
<b>Total:</b>	<b>10</b>	<b>6</b>	<b>16</b>	
% of Total	62.5%	37.5%		

Primary Aggressors	Male	Female	Total	% of Total
Arrested	26	10	36	69.2%
Not Arrested	10	6	16	30.8%
<b>Total:</b>	<b>36</b>	<b>16</b>	<b>52</b>	
% of Total	69.2%	30.8%		

Other Persons Involved	Male	Female	Total
Arrested	0	0	0

## CLARK COUNTY SD PD CY 2017

Day of Month	Totals	% of Total
1st	0	0.0%
2nd	0	0.0%
3rd	0	0.0%
4th	2	5.7%
5th	0	0.0%
6th	2	5.7%
7th	0	0.0%
8th	4	11.4%
9th	0	0.0%
10th	1	2.9%
11th	1	2.9%
12th	1	2.9%
13th	0	0.0%
14th	3	8.6%
15th	1	2.9%
16th	0	0.0%
17th	0	0.0%
18th	5	14.3%
19th	2	5.7%
20th	1	2.9%
21st	1	2.9%
22nd	0	0.0%
23rd	2	5.7%
24th	3	8.6%
25th	1	2.9%
26th	0	0.0%
27th	4	11.4%
28th	1	2.9%
29th	0	0.0%
30th	0	0.0%
31st	0	0.0%
<b>Total:</b>	<b>35</b>	

Time of Day	Totals	% of Total
0000-0259	0	0.0%
0300-0559	0	0.0%
0600-0859	7	29.2%
0900-1159	8	33.3%
1200-1459	7	29.2%
1500-1759	2	8.3%
1800-2059	0	0.0%
2100-2359	0	0.0%
<b>Total:</b>	<b>24</b>	

Weapon Used	Totals	% of Total
Blunt Object	0	0.0%
Handgun	0	0.0%
Hands/Fist/Feet	29	90.6%
Knife/Cutting Inst	1	3.1%
Other Firearm	0	0.0%
Other Weapon	1	3.1%
Unknown	1	3.1%
<b>Total:</b>	<b>32</b>	

Number of Children Present	Totals	% of Total
ages 0-3	0	0.0%
ages 4-6	0	0.0%
ages 7-9	0	0.0%
ages 10-12	0	0.0%
ages 13-15	0	0.0%
ages 16-18	0	0.0%
age unknown	1	100.0%
<b>Total:</b>	<b>1</b>	

Offender Age Range	Male	Female	Total	% of Total
Under 18	21	7	28	80.0%
18-24	4	1	5	14.3%
25-34	0	0	0	0.0%
35-44	1	0	1	2.9%
45-54	0	0	0	0.0%
55-64	1	0	1	2.9%
65 over	0	0	0	0.0%
Unknown	0	0	0	0.0%
<b>Total:</b>	<b>27</b>	<b>8</b>	<b>35</b>	
% of Total	77.1%	22.9%		

Offender Race	Male	Female	Total	% of Total
White	9	5	14	38.9%
Black / African American	15	4	19	52.8%
Am Indian / Alaska Native	1	0	1	2.8%
Asian	1	0	1	2.8%
Hawaiian/Pac. Islander	1	0	1	2.8%
Unknown	0	0	0	0.0%
<b>Total:</b>	<b>27</b>	<b>9</b>	<b>36</b>	
% of Total	75.0%	25.0%		

Injuries	Offender	Male	Female	Total	% of Total
Minor	0	0	0	0	0.0%
Moderate	0	0	0	0	0.0%
No Visible	15	5	20	57.1%	
Severe	0	0	0	0	0.0%

Medical Attention	Offender	Male	Female	Total	% of Total
1st Aid	0	0	0	0	0.0%
Hospital	0	0	0	0	0.0%
None	13	5	18	51.4%	
Refused	2	0	2	5.7%	

Other Conditions	Offender	Male	Female	Total	% of Total
Alcohol/Drug Use Suspected	0	0	0	0	0.0%
DV Card Given	2	0	2	5.7%	
PO in Effect	0	0	0	0	0.0%
Arrested	12	0	12	34.3%	
None	1	0	1	2.9%	

Victim Relationship to Offender	Totals	% of Total
Cohabitant	1	2.8%
Spouse	1	2.8%
Dating	10	27.8%
Child in Common	0	0.0%
Blood Relative	9	25.0%
Parent	1	2.8%
Child	2	5.6%
Former Spouse	0	0.0%
Former Dating	8	22.2%
Former Cohabitant	0	0.0%
Related by Marriage	0	0.0%

Victim Age Range	Male	Female	Total	% of Total
Under 18	11	16	27	75.0%
18-24	0	4	4	11.1%
25-34	1	1	2	5.6%
35-44	0	1	1	2.8%
45-54	0	0	0	0.0%
55-64	1	1	2	5.6%
65 over	0	0	0	0.0%
Unknown	0	0	0	0.0%
<b>Total:</b>	<b>13</b>	<b>23</b>	<b>36</b>	
% of Total	36.1%	63.9%		

Victim Race	Male	Female	Total	% of Total
White	4	11	15	42.9%
Black / African American	7	9	16	45.7%
Am Indian / Alaska Native	0	0	0	0.0%
Asian	1	1	2	5.7%
Hawaiian/Pac. Islander	0	1	1	2.9%
Unknown	0	1	1	2.9%
<b>Total:</b>	<b>12</b>	<b>23</b>	<b>35</b>	
% of Total	34.3%	65.7%		

Injuries	Victim	Male	Female	Total	% of Total
Minor	5	1	6	16.7%	
Moderate	0	0	0	0.0%	
No Visible	5	9	14	38.9%	
Severe	0	0	0	0.0%	

Medical Attention	Victim	Male	Female	Total	% of Total
1st Aid	4	0	4	11.1%	
Hospital	0	0	0	0.0%	
None	2	10	12	33.3%	
Refused	4	0	4	11.1%	

Other Conditions	Victim	Male	Female	Total	% of Total
Alcohol/Drug Use Suspected	0	0	0	0	0.0%
DV Card Given	2	6	8	22.2%	
PO in Effect	0	0	0	0	0.0%
Arrested	3	1	4	11.1%	
None	4	5	9	25.0%	

Mitigating Circumstances for Primary Not Arrested	Male	Female	Total	% of Total
Aggressor undetermined	0	0	0	0.0%
Gone upon arrival	1	1	2	33.3%
No evidence of injury	0	0	0	0.0%
Not reported within 24 hours	0	0	0	0.0%
Other	3	1	4	66.7%
Unknown	0	0	0	0.0%
<b>Total:</b>	<b>4</b>	<b>2</b>	<b>6</b>	
% of Total	66.7%	33.3%		

Primary Aggressors	Male	Female	Total	% of Total
Arrested	23	7	30	83.3%
Not Arrested	4	2	6	16.7%
<b>Total:</b>	<b>27</b>	<b>9</b>	<b>36</b>	
% of Total	75.0%	25.0%		

Other Persons Involved	Male	Female	Total
Arrested	0	0	0

COLLEGE OF SO NEVADA PD CY 2017

Day of Month	Totals	% of Total
1st	0	
2nd	0	
3rd	0	
4th	0	
5th	0	
6th	0	
7th	0	
8th	0	
9th	0	
10th	0	
11th	0	
12th	0	
13th	0	
14th	0	
15th	0	
16th	0	
17th	0	
18th	0	
19th	0	
20th	0	
21st	0	
22nd	0	
23rd	0	
24th	0	
25th	0	
26th	0	
27th	0	
28th	0	
29th	0	
30th	0	
31st	0	
<b>Total:</b>	<b>0</b>	

Time of Day	Totals	% of Total
0000-0259	0	
0300-0559	0	
0600-0859	0	
0900-1159	0	
1200-1459	0	
1500-1759	0	
1800-2059	0	
2100-2359	0	
<b>Total:</b>	<b>0</b>	

Weapon Used	Totals	% of Total
Blunt Object	0	
Handgun	0	
Hands/Fist/Feet	0	
Knife/Cutting Inst	0	
Other Firearm	0	
Other Weapon	0	
Unknown	0	
<b>Total:</b>	<b>0</b>	

Number of Children Present	Totals	% of Total
ages 0-3	0	
ages 4-6	0	
ages 7-9	0	
ages 10-12	0	
ages 13-15	0	
ages 16-18	0	
age unknown	0	
<b>Total:</b>	<b>0</b>	

Offender Age Range	Male	Female	Total	% of Total
Under 18	0	0	0	
18-24	0	0	0	
25-34	0	0	0	
35-44	0	0	0	
45-54	0	0	0	
55-64	0	0	0	
65 over	0	0	0	
Unknown	0	0	0	
<b>Total:</b>	<b>0</b>	<b>0</b>	<b>0</b>	
% of Total				

Offender Race	Male	Female	Total	% of Total
White	0	0	0	
Black / African American	0	0	0	
Am Indian / Alaska Native	0	0	0	
Asian	0	0	0	
Hawaiian/Pac. Islander	0	0	0	
Unknown	0	0	0	
<b>Total:</b>	<b>0</b>	<b>0</b>	<b>0</b>	
% of Total				

Injuries	Offender Male	Offender Female	Total	% of Total
Minor	0	0	0	
Moderate	0	0	0	
No Visible	0	0	0	
Severe	0	0	0	

Medical Attention	Offender Male	Offender Female	Total	% of Total
1st Aid	0	0	0	
Hospital	0	0	0	
None	0	0	0	
Refused	0	0	0	

Other Conditions	Offender Male	Offender Female	Total	% of Total
Alcohol/Drug Use Suspected	0	0	0	
DV Card Given	0	0	0	
PO in Effect	0	0	0	
Arrested	0	0	0	
None	0	0	0	

Victim Relationship to Offender	Totals	% of Total
Cohabitant	0	
Spouse	0	
Dating	0	
Child in Common	0	
Blood Relative	0	
Parent	0	
Child	0	
Former Spouse	0	
Former Dating	0	
Former Cohabitant	0	
Related by Marriage	0	

Victim Age Range	Male	Female	Total	% of Total
Under 18	0	0	0	
18-24	0	0	0	
25-34	0	0	0	
35-44	0	0	0	
45-54	0	0	0	
55-64	0	0	0	
65 over	0	0	0	
Unknown	0	0	0	
<b>Total:</b>	<b>0</b>	<b>0</b>	<b>0</b>	
% of Total				

Victim Race	Male	Female	Total	% of Total
White	0	0	0	
Black / African American	0	0	0	
Am Indian / Alaska Native	0	0	0	
Asian	0	0	0	
Hawaiian/Pac. Islander	0	0	0	
Unknown	0	0	0	
<b>Total:</b>	<b>0</b>	<b>0</b>	<b>0</b>	
% of Total				

Injuries	Victim Male	Victim Female	Total	% of Total
Minor	0	0	0	
Moderate	0	0	0	
No Visible	0	0	0	
Severe	0	0	0	

Medical Attention	Victim Male	Victim Female	Total	% of Total
1st Aid	0	0	0	
Hospital	0	0	0	
None	0	0	0	
Refused	0	0	0	

Other Conditions	Victim Male	Victim Female	Total	% of Total
Alcohol/Drug Use Suspected	0	0	0	
DV Card Given	0	0	0	
PO in Effect	0	0	0	
Arrested	0	0	0	
None	0	3	3	

Mitigating Circumstances for Primary Not Arrested	Male	Female	Total	% of Total
Aggressor undetermined	0	0	0	
Gone upon arrival	0	0	0	
No evidence of injury	0	0	0	
Not reported within 24 hours	0	0	0	
Other	0	0	0	
Unknown	0	0	0	
<b>Total:</b>	<b>0</b>	<b>0</b>	<b>0</b>	
% of Total #DIV/0! #DIV/0!				

Primary Aggressors	Male	Female	Total	% of Total
Arrested	0	0	0	
Not Arrested	0	0	0	
<b>Total:</b>	<b>0</b>	<b>0</b>	<b>0</b>	
% of Total #DIV/0! #DIV/0!				

Other Persons Involved	Male	Female	Total
Arrested	0	0	0

# HENDERSON PD CY 2017

Day of Month	Totals	% of Total
1st	52	4.5%
2nd	36	3.1%
3rd	39	3.4%
4th	38	3.3%
5th	38	3.3%
6th	30	2.6%
7th	20	1.7%
8th	36	3.1%
9th	30	2.6%
10th	39	3.4%
11th	33	2.9%
12th	33	2.9%
13th	35	3.0%
14th	37	3.2%
15th	32	2.8%
16th	33	2.9%
17th	37	3.2%
18th	37	3.2%
19th	51	4.4%
20th	28	2.4%
21st	48	4.2%
22nd	43	3.7%
23rd	40	3.5%
24th	43	3.7%
25th	39	3.4%
26th	44	3.8%
27th	32	2.8%
28th	44	3.8%
29th	39	3.4%
30th	37	3.2%
31st	27	2.3%
<b>Total:</b>	<b>1,150</b>	

Time of Day	Totals	% of Total
0000-0259	235	10.7%
0300-0559	126	5.7%
0600-0859	156	7.1%
0900-1159	235	10.7%
1200-1459	257	11.7%
1500-1759	364	16.5%
1800-2059	421	19.1%
2100-2359	411	18.6%
<b>Total:</b>	<b>2,205</b>	

Weapon Used	Totals	% of Total
Blunt Object	56	22.1%
Handgun	4	1.6%
Hands/Fist/Feet	116	45.8%
Knife/Cutting Inst	6	2.4%
Other Firearm	3	1.2%
Other Weapon	15	5.9%
Unknown	53	20.9%
<b>Total:</b>	<b>253</b>	

Number of Children Present	Totals	% of Total
ages 0-3	234	15.9%
ages 4-6	144	9.8%
ages 7-9	117	7.9%
ages 10-12	172	11.7%
ages 13-15	254	17.2%
ages 16-18	314	21.3%
age unknown	238	16.2%
<b>Total:</b>	<b>1,473</b>	

Offender Age Range	Male	Female	Total	% of Total
Under 18	186	110	296	10.7%
18-24	302	183	485	17.5%
25-34	497	289	786	28.3%
35-44	389	175	564	20.3%
45-54	218	110	328	11.8%
55-64	125	68	193	6.9%
65 over	71	42	113	4.1%
Unknown	11	3	14	0.5%
<b>Total:</b>	<b>1,799</b>	<b>980</b>	<b>2,779</b>	
% of Total	64.7%	35.3%		

Offender Race	Male	Female	Total	% of Total
White	1,268	712	1,980	71.2%
Black / African American	432	219	651	23.4%
Am Indian / Alaska Native	5	3	8	0.3%
Asian	39	24	63	2.3%
Hawaiian/Pac. Islander	17	11	28	1.0%
Unknown	38	11	49	1.8%
<b>Total:</b>	<b>1,799</b>	<b>980</b>	<b>2,779</b>	
% of Total	64.7%	35.3%		

Injuries	Offender	Male	Female	Total	% of Total
Minor	0	0	0	0	0.0%
Moderate	0	0	0	0	0.0%
No Visible	0	0	0	0	0.0%
Severe	0	0	0	0	0.0%

Medical Attention	Offender	Male	Female	Total	% of Total
1st Aid	0	0	0	0	0.0%
Hospital	0	0	0	0	0.0%
None	0	0	0	0	0.0%
Refused	0	0	0	0	0.0%

Other Conditions	Offender	Male	Female	Total	% of Total
Alcohol/Drug Use Suspected	0	0	0	0	0.0%
DV Card Given	781	444	1,225	44.1%	
PO in Effect	0	0	0	0.0%	
Arrested	0	0	0	0.0%	
None	0	0	0	0.0%	

Victim Relationship to Offender	Totals	% of Total
Cohabitant	442	15.8%
Spouse	360	12.9%
Dating	336	12.0%
Child in Common	108	3.9%
Blood Relative	57	2.0%
Parent	922	33.0%
Child	210	7.5%
Former Spouse	27	1.0%
Former Dating	113	4.0%
Former Cohabitant	84	3.0%
Related by Marriage	62	2.2%

Victim Age Range	Male	Female	Total	% of Total
Under 18	87	89	176	6.3%
18-24	139	299	438	15.7%
25-34	222	545	767	27.5%
35-44	193	408	601	21.5%
45-54	146	248	394	14.1%
55-64	105	140	245	8.8%
65 over	77	87	164	5.9%
Unknown	2	6	8	0.3%
<b>Total:</b>	<b>971</b>	<b>1,822</b>	<b>2,793</b>	
% of Total	34.8%	65.2%		

Victim Race	Male	Female	Total	% of Total
White	751	1,388	2,139	76.6%
Black / African American	176	339	515	18.4%
Am Indian / Alaska Native	3	3	6	0.2%
Asian	18	50	68	2.4%
Hawaiian/Pac. Islander	8	14	22	0.8%
Unknown	15	28	43	1.5%
<b>Total:</b>	<b>971</b>	<b>1,822</b>	<b>2,793</b>	
% of Total	34.8%	65.2%		

Injuries	Victim	Male	Female	Total	% of Total
Minor	0	0	0	0	0.0%
Moderate	0	0	0	0	0.0%
No Visible	0	0	0	0	0.0%
Severe	0	0	0	0	0.0%

Medical Attention	Victim	Male	Female	Total	% of Total
1st Aid	0	0	0	0	0.0%
Hospital	0	0	0	0	0.0%
None	0	0	0	0	0.0%
Refused	0	0	0	0	0.0%

Other Conditions	Victim	Male	Female	Total	% of Total
Alcohol/Drug Use Suspected	0	0	0	0	0.0%
DV Card Given	437	960	1,397	50.0%	
PO in Effect	0	0	0	0.0%	
Arrested	0	0	0	0.0%	
None	0	0	0	0.0%	

Mitigating Circumstances for Primary Not Arrested	Male	Female	Total	% of Total
Aggressor undetermined	0	0	0	
Gone upon arrival	0	0	0	
No evidence of injury	0	0	0	
Not reported within 24 hours	0	0	0	
Other	0	0	0	
Unknown	0	0	0	
<b>Total:</b>	<b>0</b>	<b>0</b>	<b>0</b>	
% of Total	#DIV/0!	#DIV/0!		

Primary Aggressors	Male	Female	Total	% of Total
Arrested	919	557	1,476	100.0%
Not Arrested	0	0	0	0.0%
<b>Total:</b>	<b>919</b>	<b>557</b>	<b>1,476</b>	
% of Total	62.3%	37.7%		

Other Persons Involved	Male	Female	Total
Arrested	0	0	0

**LAS VEGAS METRO CY 2017**

Day of Month	Totals	% of Total
1st	727	3.3%
2nd	707	3.2%
3rd	690	3.2%
4th	759	3.5%
5th	750	3.4%
6th	680	3.1%
7th	1,059	4.9%
8th	695	3.2%
9th	719	3.3%
10th	658	3.0%
11th	687	3.2%
12th	734	3.4%
13th	709	3.3%
14th	688	3.2%
15th	682	3.1%
16th	667	3.1%
17th	725	3.3%
18th	699	3.2%
19th	687	3.2%
20th	681	3.1%
21st	678	3.1%
22nd	655	3.0%
23rd	718	3.3%
24th	753	3.5%
25th	739	3.4%
26th	717	3.3%
27th	697	3.2%
28th	669	3.1%
29th	715	3.3%
30th	686	3.1%
31st	374	1.7%
<b>Total:</b>	<b>21,804</b>	

Time of Day	Totals	% of Total
0000-0259	2,742	13.5%
0300-0559	1,598	7.8%
0600-0859	1,703	8.4%
0900-1159	2,300	11.3%
1200-1459	2,398	11.8%
1500-1759	2,809	13.8%
1800-2059	3,311	16.3%
2100-2359	3,512	17.2%
<b>Total:</b>	<b>20,373</b>	

Weapon Used	Totals	% of Total
Blunt Object	464	1.8%
Handgun	579	2.3%
Hands/Fist/Feet	22,553	89.6%
Knife/Cutting Inst	1,065	4.2%
Other Firearm	175	0.7%
Other Weapon	320	1.3%
Unknown	14	0.1%
<b>Total:</b>	<b>25,170</b>	

Number of Children Present	Totals	% of Total
ages 0-3	1,703	32.5%
ages 4-6	925	17.7%
ages 7-9	766	14.6%
ages 10-12	687	13.1%
ages 13-15	455	8.7%
ages 16-18	181	3.5%
age unknown	520	9.9%
<b>Total:</b>	<b>5,237</b>	

Offender Age Range	Male	Female	Total	% of Total
Under 18	782	507	1,289	6.1%
18-24	2,492	1,385	3,877	18.5%
25-34	4,995	2,182	7,177	34.2%
35-44	3,055	1,263	4,318	20.6%
45-54	1,821	771	2,592	12.4%
55-64	815	390	1,205	5.7%
65 over	286	83	369	1.8%
Unknown	104	47	151	0.7%
<b>Total:</b>	<b>14,350</b>	<b>6,628</b>	<b>20,978</b>	
% of Total	68.4%	31.6%		

Offender Race	Male	Female	Total	% of Total
White	7,591	3,637	11,228	53.5%
Black / African American	5,827	2,429	8,256	39.4%
Am Indian / Alaska Native	94	63	157	0.7%
Asian	486	374	860	4.1%
Hawaiian/Pac. Islander	0	0	0	0.0%
Unknown	352	125	477	2.3%
<b>Total:</b>	<b>14,350</b>	<b>6,628</b>	<b>20,978</b>	
% of Total	68.4%	31.6%		

Injuries	Offender Male	Offender Female	Total	% of Total
Minor	2,448	1,525	3,973	18.9%
Moderate	151	53	204	1.0%
No Visible	5,624	3,205	8,829	42.1%
Severe	46	9	55	0.3%

Medical Attention	Offender Male	Offender Female	Total	% of Total
1st Aid	428	283	711	3.4%
Hospital	334	173	507	2.4%
None	10,995	4,397	15,392	73.4%
Refused	2,487	1,741	4,228	20.2%

Other Conditions	Offender Male	Offender Female	Total	% of Total
Alcohol/Drug Use Suspected	11,536	5,433	16,969	80.9%
DV Card Given	6,140	3,434	9,574	45.8%
PO in Effect	172	44	216	1.0%
Arrested	0	0	0	0.0%
None	0	0	0	0.0%

Victim Relationship to Offender	Totals	% of Total
Cohabitant	13,383	57.1%
Spouse	1,158	4.9%
Dating	9,654	41.2%
Child in Common	4,850	20.7%
Blood Relative	4,120	17.6%
Parent	1,600	6.8%
Child	1,143	4.9%
Former Spouse	290	1.2%
Former Dating	2,364	10.1%
Former Cohabitant	1,616	6.9%
Related by Marriage	3,436	14.7%

Victim Age Range	Male	Female	Total	% of Total
Under 18	464	590	1,054	4.5%
18-24	1,204	3,287	4,491	19.2%
25-34	2,092	5,373	7,465	31.8%
35-44	1,470	3,296	4,766	20.3%
45-54	1,154	2,055	3,209	13.7%
55-64	728	933	1,661	7.1%
65 over	362	415	777	3.3%
Unknown	7	21	28	0.1%
<b>Total:</b>	<b>7,481</b>	<b>15,970</b>	<b>23,451</b>	
% of Total	31.9%	68.1%		

Victim Race	Male	Female	Total	% of Total
White	4,500	8,969	13,469	57.4%
Black / African American	2,381	5,651	8,032	34.3%
Am Indian / Alaska Native	51	104	155	0.7%
Asian	308	730	1,038	4.4%
Hawaiian/Pac. Islander	0	0	0	0.0%
Unknown	241	516	757	3.2%
<b>Total:</b>	<b>7,481</b>	<b>15,970</b>	<b>23,451</b>	
% of Total	31.9%	68.1%		

Injuries	Victim Male	Victim Female	Total	% of Total
Minor	3,680	7,776	11,456	48.9%
Moderate	282	593	875	3.7%
No Visible	2,905	6,980	9,885	42.2%
Severe	63	90	153	0.7%

Medical Attention	Victim Male	Victim Female	Total	% of Total
1st Aid	470	1,124	1,594	6.8%
Hospital	408	1,186	1,594	6.8%
None	3,122	5,942	9,064	38.7%
Refused	3,477	7,718	11,195	47.7%

Other Conditions	Victim Male	Victim Female	Total	% of Total
Alcohol/Drug Use Suspected	2,502	4,688	7,190	30.7%
DV Card Given	6,555	14,630	21,185	90.3%
PO in Effect	40	227	267	1.1%
Arrested	0	0	0	0.0%
None	0	0	0	0.0%

Mitigating Circumstances for Primary Not Arrested	Male	Female	Total	% of Total
Aggressor undetermined	338	215	553	4.4%
Gone upon arrival	1,348	378	1,726	13.7%
No evidence of injury	580	250	830	6.6%
Not reported within 24 hours	103	38	141	1.1%
Other	93	39	132	1.0%
Unknown	6,745	2,460	9,205	73.1%
<b>Total:</b>	<b>9,207</b>	<b>3,380</b>	<b>12,587</b>	
% of Total	73.1%	26.9%		

Primary Aggressors	Male	Female	Total	% of Total
Arrested	5,290	3,339	8,629	40.7%
Not Arrested	9,207	3,380	12,587	59.3%
<b>Total:</b>	<b>14,497</b>	<b>6,719</b>	<b>21,216</b>	
% of Total	68.3%	31.7%		

Other Persons Involved	Male	Female	Total
Arrested	0	0	0

**LAS VEGAS FIRE & RESCUE CY 2017**

Day of Month	Totals	% of Total
1st	0	
2nd	0	
3rd	0	
4th	0	
5th	0	
6th	0	
7th	0	
8th	0	
9th	0	
10th	0	
11th	0	
12th	0	
13th	0	
14th	0	
15th	0	
16th	0	
17th	0	
18th	0	
19th	0	
20th	0	
21st	0	
22nd	0	
23rd	0	
24th	0	
25th	0	
26th	0	
27th	0	
28th	0	
29th	0	
30th	0	
31st	0	
<b>Total:</b>	<b>0</b>	

Time of Day	Totals	% of Total
0000-0259	0	
0300-0559	0	
0600-0859	0	
0900-1159	0	
1200-1459	0	
1500-1759	0	
1800-2059	0	
2100-2359	0	
<b>Total:</b>	<b>0</b>	

Weapon Used	Totals	% of Total
Blunt Object	0	
Handgun	0	
Hands/Fist/Feet	0	
Knife/Cutting Inst	0	
Other Firearm	0	
Other Weapon	0	
Unknown	0	
<b>Total:</b>	<b>0</b>	

Number of Children Present	Totals	% of Total
ages 0-3	0	
ages 4-6	0	
ages 7-9	0	
ages 10-12	0	
ages 13-15	0	
ages 16-18	0	
age unknown	0	
<b>Total:</b>	<b>0</b>	

Offender Age Range	Male	Female	Total	% of Total
Under 18	0	0	0	
18-24	0	0	0	
25-34	0	0	0	
35-44	0	0	0	
45-54	0	0	0	
55-64	0	0	0	
65 over	0	0	0	
Unknown	0	0	0	
<b>Total:</b>	<b>0</b>	<b>0</b>	<b>0</b>	
% of Total				

Offender Race	Male	Female	Total	% of Total
White	0	0	0	
Black / African American	0	0	0	
Am Indian / Alaska Native	0	0	0	
Asian	0	0	0	
Hawaiian/Pac. Islander	0	0	0	
Unknown	0	0	0	
<b>Total:</b>	<b>0</b>	<b>0</b>	<b>0</b>	
% of Total				

Injuries	Offender	Male	Female	Total	% of Total
Minor	0	0	0	0	
Moderate	0	0	0	0	
No Visible	0	0	0	0	
Severe	0	0	0	0	

Medical Attention	Offender	Male	Female	Total	% of Total
1st Aid	0	0	0	0	
Hospital	0	0	0	0	
None	0	0	0	0	
Refused	0	0	0	0	

Other Conditions	Offender	Male	Female	Total	% of Total
Alcohol/Drug Use Suspected	0	0	0	0	
DV Card Given	0	0	0	0	
PO in Effect	0	0	0	0	
Arrested	0	0	0	0	
None	0	0	0	0	

Victim Relationship to Offender	Totals	% of Total
Cohabitant	0	
Spouse	0	
Dating	0	
Child in Common	0	
Blood Relative	0	
Parent	0	
Child	0	
Former Spouse	0	
Former Dating	0	
Former Cohabitant	0	
Related by Marriage	0	

Victim Age Range	Male	Female	Total	% of Total
Under 18	0	0	0	
18-24	0	0	0	
25-34	0	0	0	
35-44	0	0	0	
45-54	0	0	0	
55-64	0	0	0	
65 over	0	0	0	
Unknown	0	0	0	
<b>Total:</b>	<b>0</b>	<b>0</b>	<b>0</b>	
% of Total				

Victim Race	Male	Female	Total	% of Total
White	0	0	0	
Black / African American	0	0	0	
Am Indian / Alaska Native	0	0	0	
Asian	0	0	0	
Hawaiian/Pac. Islander	0	0	0	
Unknown	0	0	0	
<b>Total:</b>	<b>0</b>	<b>0</b>	<b>0</b>	
% of Total				

Injuries	Victim	Male	Female	Total	% of Total
Minor	0	0	0	0	
Moderate	0	0	0	0	
No Visible	0	0	0	0	
Severe	0	0	0	0	

Medical Attention	Victim	Male	Female	Total	% of Total
1st Aid	0	0	0	0	
Hospital	0	0	0	0	
None	0	0	0	0	
Refused	0	0	0	0	

Other Conditions	Victim	Male	Female	Total	% of Total
Alcohol/Drug Use Suspected	0	0	0	0	
DV Card Given	0	0	0	0	
PO in Effect	0	0	0	0	
Arrested	0	0	0	0	
None	0	0	0	0	

Mitigating Circumstances for Primary Not Arrested	Male	Female	Total	% of Total
Aggressor undetermined	0	0	0	
Gone upon arrival	0	0	0	
No evidence of injury	0	0	0	
Not reported within 24 hours	0	0	0	
Other	0	0	0	
Unknown	0	0	0	
<b>Total:</b>	<b>0</b>	<b>0</b>	<b>0</b>	
% of Total #DIV/0! #DIV/0!				

Primary Aggressors	Male	Female	Total	% of Total
Arrested	0	0	0	
Not Arrested	0	0	0	
<b>Total:</b>	<b>0</b>	<b>0</b>	<b>0</b>	
% of Total #DIV/0! #DIV/0!				

Other Persons Involved	Male	Female	Total
Arrested	0	0	0

MESQUITE PD CY 2017

Day of Month	Totals	% of Total
1st	2	2.0%
2nd	3	3.1%
3rd	4	4.1%
4th	3	3.1%
5th	5	5.1%
6th	3	3.1%
7th	3	3.1%
8th	2	2.0%
9th	0	0.0%
10th	1	1.0%
11th	2	2.0%
12th	3	3.1%
13th	1	1.0%
14th	3	3.1%
15th	3	3.1%
16th	5	5.1%
17th	1	1.0%
18th	3	3.1%
19th	5	5.1%
20th	1	1.0%
21st	5	5.1%
22nd	3	3.1%
23rd	5	5.1%
24th	3	3.1%
25th	3	3.1%
26th	3	3.1%
27th	3	3.1%
28th	0	0.0%
29th	5	5.1%
30th	15	15.3%
31st	0	0.0%
<b>Total:</b>	<b>98</b>	

Time of Day	Totals	% of Total
0000-0259	14	15.7%
0300-0559	6	6.7%
0600-0859	4	4.5%
0900-1159	4	4.5%
1200-1459	6	6.7%
1500-1759	11	12.4%
1800-2059	22	24.7%
2100-2359	22	24.7%
<b>Total:</b>	<b>89</b>	

Weapon Used	Totals	% of Total
Blunt Object	2	2.2%
Handgun	0	0.0%
Hands/Fist/Feet	81	91.0%
Knife/Cutting Inst	1	1.1%
Other Firearm	0	0.0%
Other Weapon	2	2.2%
Unknown	3	3.4%
<b>Total:</b>	<b>89</b>	

Number of Children Present	Totals	% of Total
ages 0-3	30	60.0%
ages 4-6	6	12.0%
ages 7-9	4	8.0%
ages 10-12	4	8.0%
ages 13-15	4	8.0%
ages 16-18	1	2.0%
age unknown	1	2.0%
<b>Total:</b>	<b>50</b>	

Offender Age Range	Male	Female	Total	% of Total
Under 18	0	2	2	2.1%
18-24	11	3	14	14.7%
25-34	24	8	32	33.7%
35-44	13	5	18	18.9%
45-54	7	6	13	13.7%
55-64	11	4	15	15.8%
65 over	1	0	1	1.1%
Unknown	0	0	0	0.0%
<b>Total:</b>	<b>67</b>	<b>28</b>	<b>95</b>	
% of Total	70.5%	29.5%		

Offender Race	Male	Female	Total	% of Total
White	59	25	84	89.4%
Black / African American	4	1	5	5.3%
Am Indian / Alaska Native	3	1	4	4.3%
Asian	0	0	0	0.0%
Hawaiian/Pac. Islander	0	0	0	0.0%
Unknown	0	1	1	1.1%
<b>Total:</b>	<b>66</b>	<b>28</b>	<b>94</b>	
% of Total	70.2%	29.8%		

Injuries	Offender Male	Offender Female	Total	% of Total
Minor	9	8	17	17.9%
Moderate	3	2	5	5.3%
No Visible	47	17	64	67.4%
Severe	1	0	1	1.1%

Medical Attention	Offender Male	Offender Female	Total	% of Total
1st Aid	0	1	1	1.1%
Hospital	3	6	9	9.5%
None	46	15	61	64.2%
Refused	12	6	18	18.9%

Other Conditions	Offender Male	Offender Female	Total	% of Total
Alcohol/Drug Use Suspected	34	22	56	58.9%
DV Card Given	4	6	10	10.5%
PO in Effect	0	0	0	0.0%
Arrested	51	21	72	75.8%
None	0	0	0	0.0%

Victim Relationship to Offender	Totals	% of Total
Cohabitant	16	16.5%
Spouse	21	21.6%
Dating	33	34.0%
Child in Common	10	10.3%
Blood Relative	8	8.2%
Parent	9	9.3%
Child	5	5.2%
Former Spouse	1	1.0%
Former Dating	4	4.1%
Former Cohabitant	1	1.0%
Related by Marriage	1	1.0%

Victim Age Range	Male	Female	Total	% of Total
Under 18	2	2	4	4.1%
18-24	2	17	19	19.6%
25-34	8	15	23	23.7%
35-44	7	16	23	23.7%
45-54	4	8	12	12.4%
55-64	5	6	11	11.3%
65 over	4	1	5	5.2%
Unknown	0	0	0	0.0%
<b>Total:</b>	<b>32</b>	<b>65</b>	<b>97</b>	
% of Total	33.0%	67.0%		

Victim Race	Male	Female	Total	% of Total
White	29	59	88	90.7%
Black / African American	2	2	4	4.1%
Am Indian / Alaska Native	0	4	4	4.1%
Asian	0	0	0	0.0%
Hawaiian/Pac. Islander	0	0	0	0.0%
Unknown	1	0	1	1.0%
<b>Total:</b>	<b>32</b>	<b>65</b>	<b>97</b>	
% of Total	33.0%	67.0%		

Injuries	Victim Male	Victim Female	Total	% of Total
Minor	13	38	51	52.6%
Moderate	6	2	8	8.2%
No Visible	12	21	33	34.0%
Severe	0	0	0	0.0%

Medical Attention	Victim Male	Victim Female	Total	% of Total
1st Aid	0	5	5	5.2%
Hospital	2	4	6	6.2%
None	15	29	44	45.4%
Refused	15	24	39	40.2%

Other Conditions	Victim Male	Victim Female	Total	% of Total
Alcohol/Drug Use Suspected	11	22	33	34.0%
DV Card Given	25	57	82	84.5%
PO in Effect	0	0	0	0.0%
Arrested	5	7	12	12.4%
None	0	0	0	0.0%

Mitigating Circumstances for Primary Not Arrested	Male	Female	Total	% of Total
Aggressor undetermined	0	0	0	0.0%
Gone upon arrival	6	1	7	77.8%
No evidence of injury	1	0	1	11.1%
Not reported within 24 hours	0	1	1	11.1%
Other	0	0	0	0.0%
Unknown	0	0	0	0.0%
<b>Total:</b>	<b>7</b>	<b>2</b>	<b>9</b>	
% of Total	77.8%	22.2%		

Primary Aggressors	Male	Female	Total	% of Total
Arrested	59	26	85	91.4%
Not Arrested	6	2	8	8.6%
<b>Total:</b>	<b>65</b>	<b>28</b>	<b>93</b>	
% of Total	69.9%	30.1%		

Other Persons Involved	Male	Female	Total
Arrested	0	0	0



**NORTH LAS VEGAS ARSON UNIT CY 2017**

Day of Month	Totals	% of Total
1st	0	
2nd	0	
3rd	0	
4th	0	
5th	0	
6th	0	
7th	0	
8th	0	
9th	0	
10th	0	
11th	0	
12th	0	
13th	0	
14th	0	
15th	0	
16th	0	
17th	0	
18th	0	
19th	0	
20th	0	
21st	0	
22nd	0	
23rd	0	
24th	0	
25th	0	
26th	0	
27th	0	
28th	0	
29th	0	
30th	0	
31st	0	
<b>Total:</b>	<b>0</b>	

Time of Day	Totals	% of Total
0000-0259	0	
0300-0559	0	
0600-0859	0	
0900-1159	0	
1200-1459	0	
1500-1759	0	
1800-2059	0	
2100-2359	0	
<b>Total:</b>	<b>0</b>	

Weapon Used	Totals	% of Total
Blunt Object	0	
Handgun	0	
Hands/Fist/Feet	0	
Knife/Cutting Inst	0	
Other Firearm	0	
Other Weapon	0	
Unknown	0	
<b>Total:</b>	<b>0</b>	

Number of Children Present	Totals	% of Total
ages 0-3	0	
ages 4-6	0	
ages 7-9	0	
ages 10-12	0	
ages 13-15	0	
ages 16-18	0	
age unknown	0	
<b>Total:</b>	<b>0</b>	

Offender Age Range	Male	Female	Total	% of Total
Under 18	0	0	0	
18-24	0	0	0	
25-34	0	0	0	
35-44	0	0	0	
45-54	0	0	0	
55-64	0	0	0	
65 over	0	0	0	
Unknown	0	0	0	
<b>Total:</b>	<b>0</b>	<b>0</b>	<b>0</b>	
% of Total				

Offender Race	Male	Female	Total	% of Total
White	0	0	0	
Black / African American	0	0	0	
Am Indian / Alaska Native	0	0	0	
Asian	0	0	0	
Hawaiian/Pac. Islander	0	0	0	
Unknown	0	0	0	
<b>Total:</b>	<b>0</b>	<b>0</b>	<b>0</b>	
% of Total				

Injuries	Offender Male	Offender Female	Total	% of Total
Minor	0	0	0	
Moderate	0	0	0	
No Visible	0	0	0	
Severe	0	0	0	

Medical Attention	Offender Male	Offender Female	Total	% of Total
1st Aid	0	0	0	
Hospital	0	0	0	
None	0	0	0	
Refused	0	0	0	

Other Conditions	Offender Male	Offender Female	Total	% of Total
Alcohol/Drug Use Suspected	0	0	0	
DV Card Given	0	0	0	
PO in Effect	0	0	0	
Arrested	0	0	0	
None	0	0	0	

Victim Relationship to Offender	Totals	% of Total
Cohabitant	0	
Spouse	0	
Dating	0	
Child in Common	0	
Blood Relative	0	
Parent	0	
Child	0	
Former Spouse	0	
Former Dating	0	
Former Cohabitant	0	
Related by Marriage	0	

Victim Age Range	Male	Female	Total	% of Total
Under 18	0	0	0	
18-24	0	0	0	
25-34	0	0	0	
35-44	0	0	0	
45-54	0	0	0	
55-64	0	0	0	
65 over	0	0	0	
Unknown	0	0	0	
<b>Total:</b>	<b>0</b>	<b>0</b>	<b>0</b>	
% of Total				

Victim Race	Male	Female	Total	% of Total
White	0	0	0	
Black / African American	0	0	0	
Am Indian / Alaska Native	0	0	0	
Asian	0	0	0	
Hawaiian/Pac. Islander	0	0	0	
Unknown	0	0	0	
<b>Total:</b>	<b>0</b>	<b>0</b>	<b>0</b>	
% of Total				

Injuries	Victim Male	Victim Female	Total	% of Total
Minor	0	0	0	
Moderate	0	0	0	
No Visible	0	0	0	
Severe	0	0	0	

Medical Attention	Victim Male	Victim Female	Total	% of Total
1st Aid	0	0	0	
Hospital	0	0	0	
None	0	0	0	
Refused	0	0	0	

Other Conditions	Victim Male	Victim Female	Total	% of Total
Alcohol/Drug Use Suspected	0	0	0	
DV Card Given	0	0	0	
PO in Effect	0	0	0	
Arrested	0	0	0	
None	0	0	0	

Mitigating Circumstances for Primary Not Arrested	Male	Female	Total	% of Total
Aggressor undetermined	0	0	0	
Gone upon arrival	0	0	0	
No evidence of injury	0	0	0	
Not reported within 24 hours	0	0	0	
Other	0	0	0	
Unknown	0	0	0	
<b>Total:</b>	<b>0</b>	<b>0</b>	<b>0</b>	
% of Total #DIV/0! #DIV/0!				

Primary Aggressors	Male	Female	Total	% of Total
Arrested	0	0	0	
Not Arrested	0	0	0	
<b>Total:</b>	<b>0</b>	<b>0</b>	<b>0</b>	
% of Total #DIV/0! #DIV/0!				

Other Persons Involved	Male	Female	Total
Arrested	0	0	0

# NORTH LAS VEGAS PD CY 2017

Day of Month	Totals	% of Total
1st	49	3.0%
2nd	52	3.2%
3rd	44	2.7%
4th	65	4.0%
5th	48	2.9%
6th	50	3.1%
7th	55	3.4%
8th	49	3.0%
9th	49	3.0%
10th	51	3.1%
11th	35	2.1%
12th	55	3.4%
13th	43	2.6%
14th	46	2.8%
15th	52	3.2%
16th	55	3.4%
17th	50	3.1%
18th	46	2.8%
19th	55	3.4%
20th	44	2.7%
21st	40	2.4%
22nd	41	2.5%
23rd	40	2.4%
24th	46	2.8%
25th	56	3.4%
26th	44	2.7%
27th	45	2.7%
28th	48	2.9%
29th	57	3.5%
30th	55	3.4%
31st	172	10.5%
<b>Total:</b>	<b>1,637</b>	

Time of Day	Totals	% of Total
0000-0259	167	11.2%
0300-0559	103	6.9%
0600-0859	119	8.0%
0900-1159	167	11.2%
1200-1459	184	12.3%
1500-1759	232	15.5%
1800-2059	253	16.9%
2100-2359	268	18.0%
<b>Total:</b>	<b>1,493</b>	

Weapon Used	Totals	% of Total
Blunt Object	31	1.9%
Handgun	56	3.5%
Hands/Fist/Feet	685	42.6%
Knife/Cutting Inst	94	5.8%
Other Firearm	24	1.5%
Other Weapon	14	0.9%
Unknown	705	43.8%
<b>Total:</b>	<b>1,609</b>	

Number of Children Present	Totals	% of Total
ages 0-3	346	40.7%
ages 4-6	142	16.7%
ages 7-9	110	12.9%
ages 10-12	97	11.4%
ages 13-15	96	11.3%
ages 16-18	60	7.1%
age unknown	0	0.0%
<b>Total:</b>	<b>851</b>	

Offender Age Range	Male	Female	Total	% of Total
Under 18	83	84	167	10.7%
18-24	254	96	350	22.5%
25-34	345	146	491	31.5%
35-44	202	84	286	18.4%
45-54	122	48	170	10.9%
55-64	58	15	73	4.7%
65 over	11	3	14	0.9%
Unknown	4	3	7	0.4%
<b>Total:</b>	<b>1,079</b>	<b>479</b>	<b>1,558</b>	
% of Total	69.3%	30.7%		

Offender Race	Male	Female	Total	% of Total
White	481	222	703	45.1%
Black / African American	565	239	804	51.6%
Am Indian / Alaska Native	0	2	2	0.1%
Asian	14	5	19	1.2%
Hawaiian/Pac. Islander	6	3	9	0.6%
Unknown	13	8	21	1.3%
<b>Total:</b>	<b>1,079</b>	<b>479</b>	<b>1,558</b>	
% of Total	69.3%	30.7%		

Injuries	Offender Male	Offender Female	Total	% of Total
Minor	304	183	487	31.3%
Moderate	27	8	35	2.2%
No Visible	739	257	996	63.9%
Severe	3	18	21	1.3%

Medical Attention	Offender Male	Offender Female	Total	% of Total
1st Aid	35	32	67	4.3%
Hospital	36	21	57	3.7%
None	427	184	611	39.2%
Refused	419	212	631	40.5%

Other Conditions	Offender Male	Offender Female	Total	% of Total
Alcohol/Drug Use Suspected	332	128	460	29.5%
DV Card Given	2	85	87	5.6%
PO in Effect	14	5	19	1.2%
Arrested	508	309	817	52.4%
None	0	0	0	0.0%

Victim Relationship to Offender	Totals	% of Total
Cohabitant	63	3.9%
Spouse	168	10.4%
Dating	490	30.3%
Child in Common	122	7.5%
Blood Relative	203	12.5%
Parent	188	11.6%
Child	37	2.3%
Former Spouse	28	1.7%
Former Dating	62	3.8%
Former Cohabitant	14	0.9%
Related by Marriage	121	7.5%

Victim Age Range	Male	Female	Total	% of Total
Under 18	46	59	105	6.5%
18-24	82	245	327	20.2%
25-34	122	347	469	29.0%
35-44	99	250	349	21.6%
45-54	79	131	210	13.0%
55-64	49	65	114	7.0%
65 over	17	20	37	2.3%
Unknown	6	1	7	0.4%
<b>Total:</b>	<b>500</b>	<b>1,118</b>	<b>1,618</b>	
% of Total	30.9%	69.1%		

Victim Race	Male	Female	Total	% of Total
White	296	531	827	51.2%
Black / African American	180	547	727	45.0%
Am Indian / Alaska Native	1	2	3	0.2%
Asian	13	21	34	2.1%
Hawaiian/Pac. Islander	3	2	5	0.3%
Unknown	4	15	19	1.2%
<b>Total:</b>	<b>497</b>	<b>1,118</b>	<b>1,615</b>	
% of Total	30.8%	69.2%		

Injuries	Victim Male	Victim Female	Total	% of Total
Minor	328	708	1,036	64.0%
Moderate	18	57	75	4.6%
No Visible	141	339	480	29.7%
Severe	5	11	16	1.0%

Medical Attention	Victim Male	Victim Female	Total	% of Total
1st Aid	52	88	140	8.7%
Hospital	41	98	139	8.6%
None	80	211	291	18.0%
Refused	313	690	1,003	62.0%

Other Conditions	Victim Male	Victim Female	Total	% of Total
Alcohol/Drug Use Suspected	124	158	282	17.4%
DV Card Given	479	853	1,332	82.3%
PO in Effect	0	3	3	0.2%
Arrested	144	82	226	14.0%
None	0	0	0	0.0%

Mitigating Circumstances for Primary Not Arrested	Male	Female	Total	% of Total
Aggressor undetermined	14	12	26	3.4%
Gone upon arrival	374	81	455	59.4%
No evidence of injury	40	14	54	7.0%
Not reported within 24 hours	16	7	23	3.0%
Other	18	11	29	3.8%
Unknown	109	70	179	23.4%
<b>Total:</b>	<b>571</b>	<b>195</b>	<b>766</b>	
% of Total	74.5%	25.5%		

Primary Aggressors	Male	Female	Total	% of Total
Arrested	500	333	833	53.7%
Not Arrested	571	146	717	46.3%
<b>Total:</b>	<b>1,071</b>	<b>479</b>	<b>1,550</b>	
% of Total	69.1%	30.9%		

Other Persons Involved	Male	Female	Total
Arrested	0	0	0

## UNLV PD CY 2017

Day of Month	Totals	% of Total
1st	0	0.0%
2nd	0	0.0%
3rd	0	0.0%
4th	0	0.0%
5th	0	0.0%
6th	0	0.0%
7th	0	0.0%
8th	0	0.0%
9th	1	50.0%
10th	0	0.0%
11th	1	50.0%
12th	0	0.0%
13th	0	0.0%
14th	0	0.0%
15th	0	0.0%
16th	0	0.0%
17th	0	0.0%
18th	0	0.0%
19th	0	0.0%
20th	0	0.0%
21st	0	0.0%
22nd	0	0.0%
23rd	0	0.0%
24th	0	0.0%
25th	0	0.0%
26th	0	0.0%
27th	0	0.0%
28th	0	0.0%
29th	0	0.0%
30th	0	0.0%
31st	0	0.0%
<b>Total:</b>	<b>2</b>	

Time of Day	Totals	% of Total
0000-0259	0	0.0%
0300-0559	1	50.0%
0600-0859	0	0.0%
0900-1159	1	50.0%
1200-1459	0	0.0%
1500-1759	0	0.0%
1800-2059	0	0.0%
2100-2359	0	0.0%
<b>Total:</b>	<b>2</b>	

Weapon Used	Totals	% of Total
Blunt Object	0	0.0%
Handgun	0	0.0%
Hands/Fist/Feet	2	100.0%
Knife/Cutting Inst	0	0.0%
Other Firearm	0	0.0%
Other Weapon	0	0.0%
Unknown	0	0.0%
<b>Total:</b>	<b>2</b>	

Number of Children Present	Totals	% of Total
ages 0-3	0	0.0%
ages 4-6	0	0.0%
ages 7-9	0	0.0%
ages 10-12	0	0.0%
ages 13-15	0	0.0%
ages 16-18	0	0.0%
age unknown	0	0.0%
<b>Total:</b>	<b>0</b>	

Offender Age Range	Male	Female	Total	% of Total
Under 18	0	0	0	0.0%
18-24	1	0	1	50.0%
25-34	1	0	1	50.0%
35-44	0	0	0	0.0%
45-54	0	0	0	0.0%
55-64	0	0	0	0.0%
65 over	0	0	0	0.0%
Unknown	0	0	0	0.0%
<b>Total:</b>	<b>2</b>	<b>0</b>	<b>2</b>	
% of Total				100.0%

Offender Race	Male	Female	Total	% of Total
White	0	0	0	0.0%
Black / African American	2	0	2	100.0%
Am Indian / Alaska Native	0	0	0	0.0%
Asian	0	0	0	0.0%
Hawaiian/Pac. Islander	0	0	0	0.0%
Unknown	0	0	0	0.0%
<b>Total:</b>	<b>2</b>	<b>0</b>	<b>2</b>	
% of Total				100.0%

Injuries	Offender	Male	Female	Total	% of Total
Minor	0	0	0	0	0.0%
Moderate	0	0	0	0	0.0%
No Visible	2	0	2	2	100.0%
Severe	0	0	0	0	0.0%

Medical Attention	Offender	Male	Female	Total	% of Total
1st Aid	0	0	0	0	0.0%
Hospital	0	0	0	0	0.0%
None	2	0	2	2	100.0%
Refused	0	0	0	0	0.0%

Other Conditions	Offender	Male	Female	Total	% of Total
Alcohol/Drug Use Suspected	0	0	0	0	0.0%
DV Card Given	0	0	0	0	0.0%
PO in Effect	0	0	0	0	0.0%
Arrested	0	0	0	0	0.0%
None	2	0	2	2	100.0%

Victim Relationship to Offender	Totals	% of Total
Cohabitant	1	50.0%
Spouse	0	0.0%
Dating	1	50.0%
Child in Common	0	0.0%
Blood Relative	0	0.0%
Parent	0	0.0%
Child	0	0.0%
Former Spouse	0	0.0%
Former Dating	0	0.0%
Former Cohabitant	0	0.0%
Related by Marriage	0	0.0%

Victim Age Range	Male	Female	Total	% of Total
Under 18	0	0	0	0.0%
18-24	0	2	2	100.0%
25-34	0	0	0	0.0%
35-44	0	0	0	0.0%
45-54	0	0	0	0.0%
55-64	0	0	0	0.0%
65 over	0	0	0	0.0%
Unknown	0	0	0	0.0%
<b>Total:</b>	<b>0</b>	<b>2</b>	<b>2</b>	
% of Total				100.0%

Victim Race	Male	Female	Total	% of Total
White	0	1	1	50.0%
Black / African American	0	1	1	50.0%
Am Indian / Alaska Native	0	0	0	0.0%
Asian	0	0	0	0.0%
Hawaiian/Pac. Islander	0	0	0	0.0%
Unknown	0	0	0	0.0%
<b>Total:</b>	<b>0</b>	<b>2</b>	<b>2</b>	
% of Total				100.0%

Injuries	Victim	Male	Female	Total	% of Total
Minor	0	1	1	1	50.0%
Moderate	0	0	0	0	0.0%
No Visible	0	1	1	1	50.0%
Severe	0	0	0	0	0.0%

Medical Attention	Victim	Male	Female	Total	% of Total
1st Aid	0	0	0	0	0.0%
Hospital	0	0	0	0	0.0%
None	0	1	1	1	50.0%
Refused	0	1	1	1	50.0%

Other Conditions	Victim	Male	Female	Total	% of Total
Alcohol/Drug Use Suspected	0	0	0	0	0.0%
DV Card Given	0	0	0	0	0.0%
PO in Effect	0	0	0	0	0.0%
Arrested	0	0	0	0	0.0%
None	0	2	2	2	100.0%

Mitigating Circumstances for Primary Not Arrested	Male	Female	Total	% of Total
Aggressor undetermined	0	0	0	0.0%
Gone upon arrival	1	0	1	50.0%
No evidence of injury	0	0	0	0.0%
Not reported within 24 hours	1	0	1	50.0%
Other	0	0	0	0.0%
Unknown	0	0	0	0.0%
<b>Total:</b>	<b>2</b>	<b>0</b>	<b>2</b>	
% of Total				100.0%

Primary Aggressors	Male	Female	Total	% of Total
Arrested	0	0	0	0.0%
Not Arrested	2	0	2	100.0%
<b>Total:</b>	<b>2</b>	<b>0</b>	<b>2</b>	
% of Total				100.0%

Other Persons Involved	Male	Female	Total
Arrested	0	0	0

## DOUGLAS COUNTY SO CY 2017

Day of Month	Totals	% of Total
1st	7	3.1%
2nd	8	3.6%
3rd	10	4.5%
4th	6	2.7%
5th	4	1.8%
6th	10	4.5%
7th	9	4.0%
8th	5	2.2%
9th	7	3.1%
10th	8	3.6%
11th	10	4.5%
12th	7	3.1%
13th	4	1.8%
14th	11	4.9%
15th	6	2.7%
16th	11	4.9%
17th	7	3.1%
18th	12	5.4%
19th	12	5.4%
20th	2	0.9%
21st	7	3.1%
22nd	6	2.7%
23rd	5	2.2%
24th	4	1.8%
25th	9	4.0%
26th	10	4.5%
27th	7	3.1%
28th	7	3.1%
29th	2	0.9%
30th	7	3.1%
31st	4	1.8%
<b>Total:</b>	<b>224</b>	

Time of Day	Totals	% of Total
0000-0259	29	13.1%
0300-0559	16	7.2%
0600-0859	14	6.3%
0900-1159	11	5.0%
1200-1459	22	10.0%
1500-1759	24	10.9%
1800-2059	51	23.1%
2100-2359	54	24.4%
<b>Total:</b>	<b>221</b>	

Weapon Used	Totals	% of Total
Blunt Object	10	4.3%
Handgun	2	0.9%
Hands/Fist/Feet	204	88.3%
Knife/Cutting Inst	6	2.6%
Other Firearm	0	0.0%
Other Weapon	9	3.9%
Unknown	0	0.0%
<b>Total:</b>	<b>231</b>	

Number of Children Present	Totals	% of Total
ages 0-3	29	27.4%
ages 4-6	13	12.3%
ages 7-9	10	9.4%
ages 10-12	18	17.0%
ages 13-15	17	16.0%
ages 16-18	18	17.0%
age unknown	1	0.9%
<b>Total:</b>	<b>106</b>	

Offender Age Range	Male	Female	Total	% of Total
Under 18	13	14	27	11.3%
18-24	16	17	33	13.9%
25-34	45	18	63	26.5%
35-44	26	10	36	15.1%
45-54	30	13	43	18.1%
55-64	19	8	27	11.3%
65 over	6	3	9	3.8%
Unknown	0	0	0	0.0%
<b>Total:</b>	<b>155</b>	<b>83</b>	<b>238</b>	
% of Total		65.1%	34.9%	

Offender Race	Male	Female	Total	% of Total
White	131	72	203	85.3%
Black / African American	5	3	8	3.4%
Am Indian / Alaska Native	1	0	1	0.4%
Asian	1	2	3	1.3%
Hawaiian/Pac. Islander	3	1	4	1.7%
Unknown	14	5	19	8.0%
<b>Total:</b>	<b>155</b>	<b>83</b>	<b>238</b>	
% of Total		65.1%	34.9%	

Injuries	Offender Male	Offender Female	Total	% of Total
Minor	42	21	63	26.5%
Moderate	10	0	10	4.2%
No Visible	93	56	149	62.6%
Severe	0	0	0	0.0%

Medical Attention	Offender Male	Offender Female	Total	% of Total
1st Aid	6	3	9	3.8%
Hospital	8	2	10	4.2%
None	90	50	140	58.8%
Refused	43	26	69	29.0%

Other Conditions	Offender Male	Offender Female	Total	% of Total
Alcohol/Drug Use Suspected	85	34	119	50.0%
DV Card Given	5	10	15	6.3%
PO in Effect	0	0	0	0.0%
Arrested	80	40	120	50.4%
None	74	39	113	47.5%

Victim Relationship to Offender	Totals	% of Total
Cohabitant	27	11.1%
Spouse	47	19.3%
Dating	70	28.8%
Child in Common	14	5.8%
Blood Relative	24	9.9%
Parent	27	11.1%
Child	6	2.5%
Former Spouse	2	0.8%
Former Dating	3	1.2%
Former Cohabitant	0	0.0%
Related by Marriage	4	1.6%

Victim Age Range	Male	Female	Total	% of Total
Under 18	6	7	13	5.3%
18-24	16	10	26	10.7%
25-34	26	40	66	27.2%
35-44	17	32	49	20.2%
45-54	13	31	44	18.1%
55-64	11	22	33	13.6%
65 over	5	7	12	4.9%
Unknown	0	0	0	0.0%
<b>Total:</b>	<b>94</b>	<b>149</b>	<b>243</b>	
% of Total		38.7%	61.3%	

Victim Race	Male	Female	Total	% of Total
White	82	129	211	86.8%
Black / African American	4	3	7	2.9%
Am Indian / Alaska Native	1	2	3	1.2%
Asian	0	3	3	1.2%
Hawaiian/Pac. Islander	1	3	4	1.6%
Unknown	6	9	15	6.2%
<b>Total:</b>	<b>94</b>	<b>149</b>	<b>243</b>	
% of Total		38.7%	61.3%	

Injuries	Victim Male	Victim Female	Total	% of Total
Minor	59	76	135	55.6%
Moderate	4	14	18	7.4%
No Visible	29	53	82	33.7%
Severe	3	6	9	3.7%

Medical Attention	Victim Male	Victim Female	Total	% of Total
1st Aid	5	5	10	4.1%
Hospital	5	15	20	8.2%
None	40	43	83	34.2%
Refused	43	86	129	53.1%

Other Conditions	Victim Male	Victim Female	Total	% of Total
Alcohol/Drug Use Suspected	31	69	100	41.2%
DV Card Given	50	103	153	63.0%
PO in Effect	4	4	8	3.3%
Arrested	2	4	6	2.5%
None	87	145	232	95.5%

Mitigating Circumstances for Primary Not Arrested	Male	Female	Total	% of Total
Aggressor undetermined	24	17	41	36.0%
Gone upon arrival	20	4	24	21.1%
No evidence of injury	12	7	19	16.7%
Not reported within 24 hours	7	4	11	9.6%
Other	10	5	15	13.2%
Unknown	1	3	4	3.5%
<b>Total:</b>	<b>74</b>	<b>40</b>	<b>114</b>	
% of Total		64.9%	35.1%	

Primary Aggressors	Male	Female	Total	% of Total
Arrested	81	44	125	52.3%
Not Arrested	74	40	114	47.7%
<b>Total:</b>	<b>155</b>	<b>84</b>	<b>239</b>	
% of Total		64.9%	35.1%	

Other Persons Involved	Male	Female	Total
Arrested	0	0	0

CARLIN PD CY 2017

Day of Month	Totals	% of Total
1st	2	5.9%
2nd	1	2.9%
3rd	1	2.9%
4th	3	8.8%
5th	1	2.9%
6th	1	2.9%
7th	0	0.0%
8th	0	0.0%
9th	0	0.0%
10th	1	2.9%
11th	1	2.9%
12th	2	5.9%
13th	0	0.0%
14th	2	5.9%
15th	1	2.9%
16th	3	8.8%
17th	1	2.9%
18th	1	2.9%
19th	1	2.9%
20th	1	2.9%
21st	1	2.9%
22nd	2	5.9%
23rd	0	0.0%
24th	3	8.8%
25th	0	0.0%
26th	0	0.0%
27th	1	2.9%
28th	2	5.9%
29th	1	2.9%
30th	1	2.9%
31st	0	0.0%
<b>Total:</b>	<b>34</b>	

Time of Day	Totals	% of Total
0000-0259	2	5.9%
0300-0559	1	2.9%
0600-0859	4	11.8%
0900-1159	1	2.9%
1200-1459	4	11.8%
1500-1759	10	29.4%
1800-2059	6	17.6%
2100-2359	6	17.6%
<b>Total:</b>	<b>34</b>	

Weapon Used	Totals	% of Total
Blunt Object	4	12.1%
Handgun	1	3.0%
Hands/Fist/Feet	20	60.6%
Knife/Cutting Inst	0	0.0%
Other Firearm	0	0.0%
Other Weapon	1	3.0%
Unknown	7	21.2%
<b>Total:</b>	<b>33</b>	

Number of Children Present	Totals	% of Total
ages 0-3	4	20.0%
ages 4-6	4	20.0%
ages 7-9	7	35.0%
ages 10-12	2	10.0%
ages 13-15	0	0.0%
ages 16-18	0	0.0%
age unknown	3	15.0%
<b>Total:</b>	<b>20</b>	

Offender Age Range	Male	Female	Total	% of Total
Under 18	1	2	3	8.8%
18-24	4	3	7	20.6%
25-34	6	2	8	23.5%
35-44	5	2	7	20.6%
45-54	2	2	4	11.8%
55-64	5	0	5	14.7%
65 over	0	0	0	0.0%
Unknown	0	0	0	0.0%
<b>Total:</b>	<b>23</b>	<b>11</b>	<b>34</b>	
% of Total	67.6%	32.4%		

Offender Race	Male	Female	Total	% of Total
White	22	11	33	97.1%
Black / African American	1	0	1	2.9%
Am Indian / Alaska Native	0	0	0	0.0%
Asian	0	0	0	0.0%
Hawaiian/Pac. Islander	0	0	0	0.0%
Unknown	0	0	0	0.0%
<b>Total:</b>	<b>23</b>	<b>11</b>	<b>34</b>	
% of Total	67.6%	32.4%		

Injuries	Offender			% of Total
	Male	Female	Total	
Minor	2	3	5	14.7%
Moderate	0	0	0	0.0%
No Visible	20	7	27	79.4%
Severe	0	0	0	0.0%

Offender				
Medical Attention	Male	Female	Total	% of Total
1st Aid	0	0	0	0.0%
Hospital	2	1	3	8.8%
None	18	6	24	70.6%
Refused	2	3	5	14.7%

Other Conditions	Offender			% of Total
	Male	Female	Total	
Alcohol/Drug Use Suspected	9	6	15	44.1%
DV Card Given	0	0	0	0.0%
PO in Effect	0	0	0	0.0%
Arrested	5	2	7	20.6%
None	4	1	5	14.7%

Victim Relationship to Offender	Totals	% of Total
Cohabitant	11	32.4%
Spouse	13	38.2%
Dating	7	20.6%
Child in Common	1	2.9%
Blood Relative	0	0.0%
Parent	2	5.9%
Child	0	0.0%
Former Spouse	0	0.0%
Former Dating	0	0.0%
Former Cohabitant	0	0.0%
Related by Marriage	0	0.0%

Victim Age Range	Male	Female	Total	% of Total
Under 18	1	0	1	2.9%
18-24	1	4	5	14.7%
25-34	4	10	14	41.2%
35-44	3	3	6	17.6%
45-54	1	3	4	11.8%
55-64	0	2	2	5.9%
65 over	2	0	2	5.9%
Unknown	0	0	0	0.0%
<b>Total:</b>	<b>12</b>	<b>22</b>	<b>34</b>	
% of Total	35.3%	64.7%		

Victim Race	Male	Female	Total	% of Total
White	12	19	31	91.2%
Black / African American	0	1	1	2.9%
Am Indian / Alaska Native	0	0	0	0.0%
Asian	0	1	1	2.9%
Hawaiian/Pac. Islander	0	0	0	0.0%
Unknown	0	1	1	2.9%
<b>Total:</b>	<b>12</b>	<b>22</b>	<b>34</b>	
% of Total	35.3%	64.7%		

Victim				% of Total
Injuries	Male	Female	Total	
Minor	8	3	11	32.4%
Moderate	0	1	1	2.9%
No Visible	4	18	22	64.7%
Severe	0	0	0	0.0%

Victim				% of Total
Medical Attention	Male	Female	Total	
1st Aid	0	0	0	0.0%
Hospital	0	1	1	2.9%
None	6	16	22	64.7%
Refused	6	5	11	32.4%

Other Conditions	Victim			% of Total
	Male	Female	Total	
Alcohol/Drug Use Suspected	6	13	19	55.9%
DV Card Given	0	0	0	0.0%
PO in Effect	0	0	0	0.0%
Arrested	0	0	0	0.0%
None	3	7	10	29.4%

Mitigating Circumstances for Primary Not Arrested	Male	Female	Total	% of Total
Aggressor undetermined	2	3	5	33.3%
Gone upon arrival	1	0	1	6.7%
No evidence of injury	6	0	6	40.0%
Not reported within 24 hours	0	0	0	0.0%
Other	3	0	3	20.0%
Unknown	0	0	0	0.0%
<b>Total:</b>	<b>12</b>	<b>3</b>	<b>15</b>	
% of Total	80.0%	20.0%		

Primary Aggressors	Male	Female	Total	% of Total
Arrested	11	8	19	55.9%
Not Arrested	12	3	15	44.1%
<b>Total:</b>	<b>23</b>	<b>11</b>	<b>34</b>	
% of Total	67.6%	32.4%		

Other Persons Involved	Male	Female	Total
Arrested	0	0	0

# ELKO COUNTY TOTAL CY 2017

Day of Month	Totals	% of Total
1st	19	4.9%
2nd	19	4.9%
3rd	8	2.1%
4th	15	3.9%
5th	13	3.4%
6th	15	3.9%
7th	10	2.6%
8th	11	2.9%
9th	13	3.4%
10th	9	2.3%
11th	9	2.3%
12th	14	3.6%
13th	6	1.6%
14th	12	3.1%
15th	19	4.9%
16th	11	2.9%
17th	16	4.2%
18th	13	3.4%
19th	17	4.4%
20th	8	2.1%
21st	13	3.4%
22nd	11	2.9%
23rd	16	4.2%
24th	14	3.6%
25th	8	2.1%
26th	11	2.9%
27th	9	2.3%
28th	9	2.3%
29th	15	3.9%
30th	15	3.9%
31st	6	1.6%
<b>Total:</b>	<b>384</b>	

Time of Day	Totals	% of Total
0000-0259	42	10.7%
0300-0559	25	6.4%
0600-0859	40	10.2%
0900-1159	32	8.2%
1200-1459	41	10.5%
1500-1759	65	16.6%
1800-2059	69	17.6%
2100-2359	78	19.9%
<b>Total:</b>	<b>392</b>	

Weapon Used	Totals	% of Total
Blunt Object	28	7.1%
Handgun	3	0.8%
Hands/Fist/Feet	332	84.7%
Knife/Cutting Inst	2	0.5%
Other Firearm	2	0.5%
Other Weapon	15	3.8%
Unknown	10	2.6%
<b>Total:</b>	<b>392</b>	

Number of Children Present	Totals	% of Total
ages 0-3	37	15.0%
ages 4-6	33	13.4%
ages 7-9	26	10.6%
ages 10-12	17	6.9%
ages 13-15	11	4.5%
ages 16-18	10	4.1%
age unknown	112	45.5%
<b>Total:</b>	<b>246</b>	

Offender Age Range	Male	Female	Total	% of Total
Under 18	14	14	28	6.8%
18-24	40	32	72	17.6%
25-34	110	38	148	36.1%
35-44	62	29	91	22.2%
45-54	28	16	44	10.7%
55-64	22	3	25	6.1%
65 over	0	1	1	0.2%
Unknown	1	0	1	0.2%
<b>Total:</b>	<b>277</b>	<b>133</b>	<b>410</b>	
% of Total	67.6%	32.4%		

Offender Race	Male	Female	Total	% of Total
White	252	120	372	90.3%
Black / African American	6	3	9	2.2%
Am Indian / Alaska Native	12	9	21	5.1%
Asian	0	1	1	0.2%
Hawaiian/Pac. Islander	4	0	4	1.0%
Unknown	5	0	5	1.2%
<b>Total:</b>	<b>279</b>	<b>133</b>	<b>412</b>	
% of Total	67.7%	32.3%		

Injuries	Offender Male	Offender Female	Total	% of Total
Minor	51	23	74	18.0%
Moderate	2	2	4	1.0%
No Visible	156	90	246	60.0%
Severe	0	0	0	0.0%

Medical Attention	Offender Male	Offender Female	Total	% of Total
1st Aid	7	4	11	2.7%
Hospital	7	6	13	3.2%
None	173	81	254	62.0%
Refused	27	21	48	11.7%

Other Conditions	Offender Male	Offender Female	Total	% of Total
Alcohol/Drug Use Suspected	114	60	174	42.4%
DV Card Given	15	17	32	7.8%
PO in Effect	1	0	1	0.2%
Arrested	82	46	128	31.2%
None	31	11	42	10.2%

Victim Relationship to Offender	Totals	% of Total
Cohabitant	74	17.2%
Spouse	79	18.3%
Dating	138	32.0%
Child in Common	27	6.3%
Blood Relative	47	10.9%
Parent	28	6.5%
Child	17	3.9%
Former Spouse	10	2.3%
Former Dating	13	3.0%
Former Cohabitant	0	0.0%
Related by Marriage	16	3.7%

Victim Age Range	Male	Female	Total	% of Total
Under 18	22	9	31	7.2%
18-24	23	54	77	17.9%
25-34	56	97	153	35.5%
35-44	26	59	85	19.7%
45-54	19	33	52	12.1%
55-64	10	13	23	5.3%
65 over	6	3	9	2.1%
Unknown	1	0	1	0.2%
<b>Total:</b>	<b>163</b>	<b>268</b>	<b>431</b>	
% of Total	37.8%	62.2%		

Victim Race	Male	Female	Total	% of Total
White	140	243	383	89.1%
Black / African American	3	2	5	1.2%
Am Indian / Alaska Native	11	14	25	5.8%
Asian	2	5	7	1.6%
Hawaiian/Pac. Islander	3	3	6	1.4%
Unknown	3	1	4	0.9%
<b>Total:</b>	<b>162</b>	<b>268</b>	<b>430</b>	
% of Total	37.7%	62.3%		

Injuries	Victim Male	Victim Female	Total	% of Total
Minor	93	104	197	45.7%
Moderate	2	17	19	4.4%
No Visible	55	116	171	39.7%
Severe	0	1	1	0.2%

Medical Attention	Victim Male	Victim Female	Total	% of Total
1st Aid	7	23	30	7.0%
Hospital	1	11	12	2.8%
None	92	101	193	44.8%
Refused	51	50	101	23.4%

Other Conditions	Victim Male	Victim Female	Total	% of Total
Alcohol/Drug Use Suspected	62	43	105	24.4%
DV Card Given	48	133	181	42.0%
PO in Effect	3	1	4	0.9%
Arrested	0	0	0	0.0%
None	19	23	42	9.7%

Mitigating Circumstances for Primary Not Arrested	Male	Female	Total	% of Total
Aggressor undetermined	57	34	91	36.7%
Gone upon arrival	50	7	57	23.0%
No evidence of injury	36	22	58	23.4%
Not reported within 24 hours	11	0	11	4.4%
Other	20	8	28	11.3%
Unknown	3	0	3	1.2%
<b>Total:</b>	<b>177</b>	<b>71</b>	<b>248</b>	
% of Total	71.4%	28.6%		

Primary Aggressors	Male	Female	Total	% of Total
Arrested	103	61	164	39.9%
Not Arrested	176	71	247	60.1%
<b>Total:</b>	<b>279</b>	<b>132</b>	<b>411</b>	
% of Total	67.9%	32.1%		

Other Persons Involved	Male	Female	Total
Arrested	0	0	0

ELKO PD CY 2017

Day of Month	Totals	% of Total
1st	11	6.0%
2nd	6	3.3%
3rd	3	1.6%
4th	9	4.9%
5th	8	4.4%
6th	9	4.9%
7th	3	1.6%
8th	6	3.3%
9th	3	1.6%
10th	6	3.3%
11th	5	2.7%
12th	5	2.7%
13th	5	2.7%
14th	5	2.7%
15th	8	4.4%
16th	3	1.6%
17th	6	3.3%
18th	9	4.9%
19th	8	4.4%
20th	4	2.2%
21st	4	2.2%
22nd	4	2.2%
23rd	9	4.9%
24th	7	3.8%
25th	4	2.2%
26th	6	3.3%
27th	6	3.3%
28th	4	2.2%
29th	6	3.3%
30th	6	3.3%
31st	4	2.2%
<b>Total:</b>	<b>182</b>	

Time of Day	Totals	% of Total
0000-0259	16	8.6%
0300-0559	10	5.4%
0600-0859	18	9.7%
0900-1159	15	8.1%
1200-1459	27	14.6%
1500-1759	34	18.4%
1800-2059	29	15.7%
2100-2359	36	19.5%
<b>Total:</b>	<b>185</b>	

Weapon Used	Totals	% of Total
Blunt Object	6	3.2%
Handgun	2	1.1%
Hands/Fist/Feet	166	89.7%
Knife/Cutting Inst	1	0.5%
Other Firearm	2	1.1%
Other Weapon	8	4.3%
Unknown	0	0.0%
<b>Total:</b>	<b>185</b>	

Number of Children Present	Totals	% of Total
ages 0-3	0	0.0%
ages 4-6	0	0.0%
ages 7-9	0	0.0%
ages 10-12	0	0.0%
ages 13-15	0	0.0%
ages 16-18	0	0.0%
age unknown	103	100.0%
<b>Total:</b>	<b>103</b>	

Offender Age Range	Male	Female	Total	% of Total
Under 18	7	4	11	5.9%
18-24	16	16	32	17.1%
25-34	57	16	73	39.0%
35-44	26	10	36	19.3%
45-54	14	6	20	10.7%
55-64	10	3	13	7.0%
65 over	0	1	1	0.5%
Unknown	1	0	1	0.5%
<b>Total:</b>	<b>131</b>	<b>56</b>	<b>187</b>	
% of Total		70.1%	29.9%	

Offender Race	Male	Female	Total	% of Total
White	122	48	170	90.9%
Black / African American	4	2	6	3.2%
Am Indian / Alaska Native	4	6	10	5.3%
Asian	0	0	0	0.0%
Hawaiian/Pac. Islander	0	0	0	0.0%
Unknown	1	0	1	0.5%
<b>Total:</b>	<b>131</b>	<b>56</b>	<b>187</b>	
% of Total		70.1%	29.9%	

Injuries	Offender Male	Offender Female	Total	% of Total
Minor	24	11	35	18.7%
Moderate	0	1	1	0.5%
No Visible	61	34	95	50.8%
Severe	0	0	0	0.0%

Medical Attention	Offender Male	Offender Female	Total	% of Total
1st Aid	4	3	7	3.7%
Hospital	1	1	2	1.1%
None	72	34	106	56.7%
Refused	9	4	13	7.0%

Other Conditions	Offender Male	Offender Female	Total	% of Total
Alcohol/Drug Use Suspected	56	23	79	42.2%
DV Card Given	2	7	9	4.8%
PO in Effect	1	0	1	0.5%
Arrested	37	20	57	30.5%
None	0	0	0	0.0%

Victim Relationship to Offender	Totals	% of Total
Cohabitant	18	9.4%
Spouse	34	17.8%
Dating	80	41.9%
Child in Common	0	0.0%
Blood Relative	18	9.4%
Parent	5	2.6%
Child	12	6.3%
Former Spouse	7	3.7%
Former Dating	8	4.2%
Former Cohabitant	0	0.0%
Related by Marriage	7	3.7%

Victim Age Range	Male	Female	Total	% of Total
Under 18	12	2	14	7.3%
18-24	8	29	37	19.4%
25-34	24	45	69	36.1%
35-44	8	20	28	14.7%
45-54	13	17	30	15.7%
55-64	2	6	8	4.2%
65 over	3	1	4	2.1%
Unknown	1	0	1	0.5%
<b>Total:</b>	<b>71</b>	<b>120</b>	<b>191</b>	
% of Total		37.2%	62.8%	

Victim Race	Male	Female	Total	% of Total
White	60	110	170	89.0%
Black / African American	3	1	4	2.1%
Am Indian / Alaska Native	7	8	15	7.9%
Asian	0	1	1	0.5%
Hawaiian/Pac. Islander	0	0	0	0.0%
Unknown	1	0	1	0.5%
<b>Total:</b>	<b>71</b>	<b>120</b>	<b>191</b>	
% of Total		37.2%	62.8%	

Injuries	Victim Male	Victim Female	Total	% of Total
Minor	43	56	99	51.8%
Moderate	1	5	6	3.1%
No Visible	20	41	61	31.9%
Severe	0	0	0	0.0%

Medical Attention	Victim Male	Victim Female	Total	% of Total
1st Aid	3	14	17	8.9%
Hospital	1	7	8	4.2%
None	43	60	103	53.9%
Refused	16	28	44	23.0%

Other Conditions	Victim Male	Victim Female	Total	% of Total
Alcohol/Drug Use Suspected	23	20	43	22.5%
DV Card Given	19	76	95	49.7%
PO in Effect	0	1	1	0.5%
Arrested	0	0	0	0.0%
None	0	0	0	0.0%

Mitigating Circumstances for Primary Not Arrested	Male	Female	Total	% of Total
Aggressor undetermined	26	14	40	32.5%
Gone upon arrival	29	4	33	26.8%
No evidence of injury	16	13	29	23.6%
Not reported within 24 hours	5	0	5	4.1%
Other	11	2	13	10.6%
Unknown	3	0	3	2.4%
<b>Total:</b>	<b>90</b>	<b>33</b>	<b>123</b>	
% of Total		73.2%	26.8%	

Primary Aggressors	Male	Female	Total	% of Total
Arrested	40	23	63	33.9%
Not Arrested	90	33	123	66.1%
<b>Total:</b>	<b>130</b>	<b>56</b>	<b>186</b>	
% of Total		69.9%	30.1%	

Other Persons Involved	Male	Female	Total
Arrested	0	0	0

# ELKO COUNTY SO CY 2017

Day of Month	Totals	% of Total
1st	3	3.3%
2nd	8	8.9%
3rd	3	3.3%
4th	2	2.2%
5th	3	3.3%
6th	2	2.2%
7th	4	4.4%
8th	1	1.1%
9th	6	6.7%
10th	1	1.1%
11th	1	1.1%
12th	2	2.2%
13th	1	1.1%
14th	1	1.1%
15th	7	7.8%
16th	4	4.4%
17th	7	7.8%
18th	0	0.0%
19th	7	7.8%
20th	0	0.0%
21st	4	4.4%
22nd	3	3.3%
23rd	1	1.1%
24th	3	3.3%
25th	1	1.1%
26th	3	3.3%
27th	1	1.1%
28th	2	2.2%
29th	5	5.6%
30th	2	2.2%
31st	2	2.2%
<b>Total:</b>	<b>90</b>	

Time of Day	Totals	% of Total
0000-0259	8	8.9%
0300-0559	3	3.3%
0600-0859	11	12.2%
0900-1159	11	12.2%
1200-1459	7	7.8%
1500-1759	13	14.4%
1800-2059	22	24.4%
2100-2359	15	16.7%
<b>Total:</b>	<b>90</b>	

Weapon Used	Totals	% of Total
Blunt Object	14	15.6%
Handgun	0	0.0%
Hands/Fist/Feet	71	78.9%
Knife/Cutting Inst	1	1.1%
Other Firearm	0	0.0%
Other Weapon	4	4.4%
Unknown	0	0.0%
<b>Total:</b>	<b>90</b>	

Number of Children Present	Totals	% of Total
ages 0-3	27	25.5%
ages 4-6	25	23.6%
ages 7-9	18	17.0%
ages 10-12	14	13.2%
ages 13-15	11	10.4%
ages 16-18	9	8.5%
age unknown	2	1.9%
<b>Total:</b>	<b>106</b>	

Offender Age Range	Male	Female	Total	% of Total
Under 18	4	5	9	8.8%
18-24	11	5	16	15.7%
25-34	30	9	39	38.2%
35-44	16	10	26	25.5%
45-54	7	3	10	9.8%
55-64	2	0	2	2.0%
65 over	0	0	0	0.0%
Unknown	0	0	0	0.0%
<b>Total:</b>	<b>70</b>	<b>32</b>	<b>102</b>	
				% of Total
				68.6%
				31.4%

Offender Race	Male	Female	Total	% of Total
White	64	31	95	93.1%
Black / African American	1	0	1	1.0%
Am Indian / Alaska Native	2	1	3	2.9%
Asian	0	0	0	0.0%
Hawaiian/Pac. Islander	1	0	1	1.0%
Unknown	2	0	2	2.0%
<b>Total:</b>	<b>70</b>	<b>32</b>	<b>102</b>	
				% of Total
				68.6%
				31.4%

Offender				% of Total
Injuries	Male	Female	Total	
Minor	12	4	16	15.7%
Moderate	2	1	3	2.9%
No Visible	48	26	74	72.5%
Severe	0	0	0	0.0%

Offender				
Medical Attention	Male	Female	Total	% of Total
1st Aid	1	1	2	2.0%
Hospital	4	3	7	6.9%
None	54	17	71	69.6%
Refused	8	10	18	17.6%

Other Conditions	Offender			% of Total
	Male	Female	Total	
Alcohol/Drug Use Suspected	26	11	37	36.3%
DV Card Given	9	8	17	16.7%
PO in Effect	0	0	0	0.0%
Arrested	31	11	42	41.2%
None	27	10	37	36.3%

Victim Relationship to Offender	Totals	% of Total
Cohabitant	18	15.7%
Spouse	21	18.3%
Dating	17	14.8%
Child in Common	11	9.6%
Blood Relative	15	13.0%
Parent	16	13.9%
Child	5	4.3%
Former Spouse	3	2.6%
Former Dating	3	2.6%
Former Cohabitant	0	0.0%
Related by Marriage	6	5.2%

Victim Age Range	Male	Female	Total	% of Total
Under 18	8	3	11	8.8%
18-24	6	12	18	15.7%
25-34	10	29	39	33.9%
35-44	6	18	24	20.9%
45-54	3	6	9	7.8%
55-64	6	5	11	9.6%
65 over	1	2	3	2.6%
Unknown	0	0	0	0.0%
<b>Total:</b>	<b>40</b>	<b>75</b>	<b>115</b>	
				% of Total
				34.8%
				65.2%

Victim Race	Male	Female	Total	% of Total
White	37	69	106	92.2%
Black / African American	0	0	0	0.0%
Am Indian / Alaska Native	0	2	2	1.7%
Asian	1	1	2	1.7%
Hawaiian/Pac. Islander	1	3	4	3.5%
Unknown	1	0	1	0.9%
<b>Total:</b>	<b>40</b>	<b>75</b>	<b>115</b>	
				% of Total
				34.8%
				65.2%

Injuries	Victim			% of Total
	Male	Female	Total	
Minor	21	29	50	43.5%
Moderate	1	7	8	7.0%
No Visible	16	37	53	46.1%
Severe	0	1	1	0.9%

Victim				% of Total
Medical Attention	Male	Female	Total	
1st Aid	2	9	11	9.6%
Hospital	0	4	4	3.5%
None	27	41	68	59.1%
Refused	11	22	33	28.7%

Other Conditions	Victim			% of Total
	Male	Female	Total	
Alcohol/Drug Use Suspected	11	23	34	29.6%
DV Card Given	13	57	70	60.9%
PO in Effect	0	0	0	0.0%
Arrested	0	0	0	0.0%
None	16	23	39	33.9%

Mitigating Circumstances for Primary Not Arrested	Male	Female	Total	% of Total
Aggressor undetermined	14	9	23	38.3%
Gone upon arrival	8	1	9	15.0%
No evidence of injury	11	8	19	31.7%
Not reported within 24 hours	3	0	3	5.0%
Other	4	2	6	10.0%
Unknown	0	0	0	0.0%
<b>Total:</b>	<b>40</b>	<b>20</b>	<b>60</b>	
				% of Total
				66.7%
				33.3%

Primary Aggressors	Male	Female	Total	% of Total
Arrested	31	11	42	41.2%
Not Arrested	40	20	60	58.8%
<b>Total:</b>	<b>71</b>	<b>31</b>	<b>102</b>	
				% of Total
				69.6%
				30.4%

Other Persons Involved	Male	Female	Total
Arrested	0	0	0



WEST WENDOVER PD CY 2017

Day of Month	Totals	% of Total
1st	3	3.8%
2nd	4	5.1%
3rd	1	1.3%
4th	1	1.3%
5th	1	1.3%
6th	3	3.8%
7th	3	3.8%
8th	4	5.1%
9th	4	5.1%
10th	1	1.3%
11th	2	2.6%
12th	5	6.4%
13th	0	0.0%
14th	4	5.1%
15th	3	3.8%
16th	1	1.3%
17th	2	2.6%
18th	3	3.8%
19th	1	1.3%
20th	3	3.8%
21st	4	5.1%
22nd	2	2.6%
23rd	6	7.7%
24th	1	1.3%
25th	3	3.8%
26th	2	2.6%
27th	1	1.3%
28th	1	1.3%
29th	3	3.8%
30th	6	7.7%
31st	0	0.0%
<b>Total:</b>	<b>78</b>	

Time of Day	Totals	% of Total
0000-0259	16	19.3%
0300-0559	11	13.3%
0600-0859	7	8.4%
0900-1159	5	6.0%
1200-1459	3	3.6%
1500-1759	8	9.6%
1800-2059	12	14.5%
2100-2359	21	25.3%
<b>Total:</b>	<b>83</b>	

Weapon Used	Totals	% of Total
Blunt Object	4	4.8%
Handgun	0	0.0%
Hands/Fist/Feet	75	89.3%
Knife/Cutting Inst	0	0.0%
Other Firearm	0	0.0%
Other Weapon	2	2.4%
Unknown	3	3.6%
<b>Total:</b>	<b>84</b>	

Number of Children Present	Totals	% of Total
ages 0-3	6	35.3%
ages 4-6	4	23.5%
ages 7-9	1	5.9%
ages 10-12	1	5.9%
ages 13-15	0	0.0%
ages 16-18	1	5.9%
age unknown	4	23.5%
<b>Total:</b>	<b>17</b>	

Offender Age Range	Male	Female	Total	% of Total
Under 18	2	3	5	5.7%
18-24	9	8	17	19.5%
25-34	17	11	28	32.2%
35-44	15	7	22	25.3%
45-54	5	5	10	11.5%
55-64	5	0	5	5.7%
65 over	0	0	0	0.0%
Unknown	0	0	0	0.0%
<b>Total:</b>	<b>53</b>	<b>34</b>	<b>87</b>	
% of Total		60.9%	39.1%	

Offender Race	Male	Female	Total	% of Total
White	44	30	74	83.1%
Black / African American	0	1	1	1.1%
Am Indian / Alaska Native	6	2	8	9.0%
Asian	0	1	1	1.1%
Hawaiian/Pac. Islander	3	0	3	3.4%
Unknown	2	0	2	2.2%
<b>Total:</b>	<b>55</b>	<b>34</b>	<b>89</b>	
% of Total		61.8%	38.2%	

Injuries	Offender Male	Offender Female	Total	% of Total
Minor	13	5	18	20.7%
Moderate	0	0	0	0.0%
No Visible	27	23	50	57.6%
Severe	0	0	0	0.0%

Medical Attention	Offender Male	Offender Female	Total	% of Total
1st Aid	2	0	2	2.3%
Hospital	0	1	1	1.1%
None	29	24	53	60.9%
Refused	8	4	12	13.8%

Other Conditions	Offender Male	Offender Female	Total	% of Total
Alcohol/Drug Use Suspected	23	20	43	49.4%
DV Card Given	4	2	6	6.9%
PO in Effect	0	0	0	0.0%
Arrested	9	13	22	25.3%
None	0	0	0	0.0%

Victim Relationship to Offender	Totals	% of Total
Cohabitant	27	29.7%
Spouse	11	12.1%
Dating	34	37.4%
Child in Common	15	16.5%
Blood Relative	14	15.4%
Parent	5	5.5%
Child	0	0.0%
Former Spouse	0	0.0%
Former Dating	2	2.2%
Former Cohabitant	0	0.0%
Related by Marriage	3	3.3%

Victim Age Range	Male	Female	Total	% of Total
Under 18	1	4	5	5.5%
18-24	8	9	17	18.7%
25-34	18	13	31	34.1%
35-44	9	18	27	29.7%
45-54	2	7	9	9.9%
55-64	2	0	2	2.2%
65 over	0	0	0	0.0%
Unknown	0	0	0	0.0%
<b>Total:</b>	<b>40</b>	<b>51</b>	<b>91</b>	
% of Total		44.0%	56.0%	

Victim Race	Male	Female	Total	% of Total
White	31	45	76	84.4%
Black / African American	0	0	0	0.0%
Am Indian / Alaska Native	4	4	8	8.8%
Asian	1	2	3	3.3%
Hawaiian/Pac. Islander	2	0	2	2.2%
Unknown	1	0	1	1.1%
<b>Total:</b>	<b>39</b>	<b>51</b>	<b>90</b>	
% of Total		43.3%	56.7%	

Injuries	Victim Male	Victim Female	Total	% of Total
Minor	21	16	37	40.7%
Moderate	0	4	4	4.4%
No Visible	15	20	35	38.5%
Severe	0	0	0	0.0%

Medical Attention	Victim Male	Victim Female	Total	% of Total
1st Aid	2	4	6	6.6%
Hospital	0	2	2	2.2%
None	16	22	38	41.8%
Refused	18	13	31	34.1%

Other Conditions	Victim Male	Victim Female	Total	% of Total
Alcohol/Drug Use Suspected	22	13	35	38.5%
DV Card Given	16	26	42	46.2%
PO in Effect	3	0	3	3.3%
Arrested	0	0	0	0.0%
None	0	0	0	0.0%

Mitigating Circumstances for Primary Not Arrested	Male	Female	Total	% of Total
Aggressor undetermined	15	8	23	46.0%
Gone upon arrival	12	2	14	28.0%
No evidence of injury	3	1	4	8.0%
Not reported within 24 hours	3	0	3	6.0%
Other	2	4	6	12.0%
Unknown	0	0	0	0.0%
<b>Total:</b>	<b>35</b>	<b>15</b>	<b>50</b>	
% of Total		70.0%	30.0%	

Primary Aggressors	Male	Female	Total	% of Total
Arrested	21	19	40	44.9%
Not Arrested	34	15	49	55.1%
<b>Total:</b>	<b>55</b>	<b>34</b>	<b>89</b>	
% of Total		61.8%	38.2%	

Other Persons Involved	Male	Female	Total
Arrested	0	0	0

ESMERALDA COUNTY SO CY 2017

Day of Month	Totals	% of Total
1st	0	0.0%
2nd	0	0.0%
3rd	0	0.0%
4th	0	0.0%
5th	1	11.1%
6th	1	11.1%
7th	0	0.0%
8th	0	0.0%
9th	0	0.0%
10th	1	11.1%
11th	0	0.0%
12th	0	0.0%
13th	0	0.0%
14th	1	11.1%
15th	0	0.0%
16th	0	0.0%
17th	0	0.0%
18th	1	11.1%
19th	1	11.1%
20th	0	0.0%
21st	1	11.1%
22nd	0	0.0%
23rd	1	11.1%
24th	0	0.0%
25th	1	11.1%
26th	0	0.0%
27th	0	0.0%
28th	0	0.0%
29th	0	0.0%
30th	0	0.0%
31st	0	0.0%
<b>Total:</b>	<b>9</b>	

Time of Day	Totals	% of Total
0000-0259	1	11.1%
0300-0559	0	0.0%
0600-0859	1	11.1%
0900-1159	2	22.2%
1200-1459	1	11.1%
1500-1759	3	33.3%
1800-2059	1	11.1%
2100-2359	0	0.0%
<b>Total:</b>	<b>9</b>	

Weapon Used	Totals	% of Total
Blunt Object	0	0.0%
Handgun	0	0.0%
Hands/Fist/Feet	8	100.0%
Knife/Cutting Inst	0	0.0%
Other Firearm	0	0.0%
Other Weapon	0	0.0%
Unknown	0	0.0%
<b>Total:</b>	<b>8</b>	

Number of Children Present	Totals	% of Total
ages 0-3	0	0.0%
ages 4-6	1	16.7%
ages 7-9	2	33.3%
ages 10-12	1	16.7%
ages 13-15	2	33.3%
ages 16-18	0	0.0%
age unknown	0	0.0%
<b>Total:</b>	<b>6</b>	

Offender Age Range	Male	Female	Total	% of Total
Under 18	0	0	0	0.0%
18-24	0	1	1	12.5%
25-34	1	0	1	12.5%
35-44	4	0	4	50.0%
45-54	1	0	1	12.5%
55-64	1	0	1	12.5%
65 over	0	0	0	0.0%
Unknown	0	0	0	0.0%
<b>Total:</b>	<b>7</b>	<b>1</b>	<b>8</b>	
% of Total				87.5% 12.5%

Offender Race	Male	Female	Total	% of Total
White	7	1	8	100.0%
Black / African American	0	0	0	0.0%
Am Indian / Alaska Native	0	0	0	0.0%
Asian	0	0	0	0.0%
Hawaiian/Pac. Islander	0	0	0	0.0%
Unknown	0	0	0	0.0%
<b>Total:</b>	<b>7</b>	<b>1</b>	<b>8</b>	
% of Total				87.5% 12.5%

Injuries	Offender Male	Offender Female	Total	% of Total
Minor	0	0	0	0.0%
Moderate	0	0	0	0.0%
No Visible	7	1	8	100.0%
Severe	0	0	0	0.0%

Medical Attention	Offender Male	Offender Female	Total	% of Total
1st Aid	0	0	0	0.0%
Hospital	0	0	0	0.0%
None	7	1	8	100.0%
Refused	0	0	0	0.0%

Other Conditions	Offender Male	Offender Female	Total	% of Total
Alcohol/Drug Use Suspected	4	0	4	50.0%
DV Card Given	0	0	0	0.0%
PO in Effect	1	0	1	12.5%
Arrested	2	1	3	37.5%
None	1	0	1	12.5%

Victim Relationship to Offender	Totals	% of Total
Cohabitant	0	0.0%
Spouse	3	30.0%
Dating	5	50.0%
Child in Common	0	0.0%
Blood Relative	1	10.0%
Parent	0	0.0%
Child	0	0.0%
Former Spouse	0	0.0%
Former Dating	0	0.0%
Former Cohabitant	0	0.0%
Related by Marriage	0	0.0%

Victim Age Range	Male	Female	Total	% of Total
Under 18	0	0	0	0.0%
18-24	1	0	1	10.0%
25-34	0	5	5	50.0%
35-44	0	1	1	10.0%
45-54	0	1	1	10.0%
55-64	2	0	2	20.0%
65 over	0	0	0	0.0%
Unknown	0	0	0	0.0%
<b>Total:</b>	<b>3</b>	<b>7</b>	<b>10</b>	
% of Total				30.0% 70.0%

Victim Race	Male	Female	Total	% of Total
White	3	7	10	100.0%
Black / African American	0	0	0	0.0%
Am Indian / Alaska Native	0	0	0	0.0%
Asian	0	0	0	0.0%
Hawaiian/Pac. Islander	0	0	0	0.0%
Unknown	0	0	0	0.0%
<b>Total:</b>	<b>3</b>	<b>7</b>	<b>10</b>	
% of Total				30.0% 70.0%

Injuries	Victim Male	Victim Female	Total	% of Total
Minor	1	2	3	30.0%
Moderate	0	0	0	0.0%
No Visible	2	5	7	70.0%
Severe	0	0	0	0.0%

Medical Attention	Victim Male	Victim Female	Total	% of Total
1st Aid	0	0	0	0.0%
Hospital	0	0	0	0.0%
None	3	7	10	100.0%
Refused	0	0	0	0.0%

Other Conditions	Victim Male	Victim Female	Total	% of Total
Alcohol/Drug Use Suspected	0	0	0	0.0%
DV Card Given	2	5	7	70.0%
PO in Effect	0	2	2	20.0%
Arrested	0	0	0	0.0%
None	1	2	3	30.0%

Mitigating Circumstances for Primary Not Arrested	Male	Female	Total	% of Total
Aggressor undetermined	0	0	0	0.0%
Gone upon arrival	0	0	0	0.0%
No evidence of injury	0	0	0	0.0%
Not reported within 24 hours	1	0	1	33.3%
Other	1	1	2	66.7%
Unknown	0	0	0	0.0%
<b>Total:</b>	<b>2</b>	<b>1</b>	<b>3</b>	
% of Total				66.7% 33.3%

Primary Aggressors	Male	Female	Total	% of Total
Arrested	6	1	7	87.5%
Not Arrested	1	0	1	12.5%
<b>Total:</b>	<b>7</b>	<b>1</b>	<b>8</b>	
% of Total				87.5% 12.5%

Other Persons Involved	Male	Female	Total
Arrested	0	0	0

EUREKA COUNTY SO CY 2017

Day of Month	Totals	% of Total
1st	0	0.0%
2nd	0	0.0%
3rd	1	11.1%
4th	0	0.0%
5th	0	0.0%
6th	0	0.0%
7th	0	0.0%
8th	0	0.0%
9th	0	0.0%
10th	0	0.0%
11th	0	0.0%
12th	0	0.0%
13th	0	0.0%
14th	0	0.0%
15th	2	22.2%
16th	0	0.0%
17th	2	22.2%
18th	0	0.0%
19th	0	0.0%
20th	0	0.0%
21st	1	11.1%
22nd	0	0.0%
23rd	1	11.1%
24th	0	0.0%
25th	0	0.0%
26th	0	0.0%
27th	0	0.0%
28th	0	0.0%
29th	1	11.1%
30th	1	11.1%
31st	0	0.0%
<b>Total:</b>	<b>9</b>	

Time of Day	Totals	% of Total
0000-0259	2	20.0%
0300-0559	0	0.0%
0600-0859	0	0.0%
0900-1159	0	0.0%
1200-1459	2	20.0%
1500-1759	2	20.0%
1800-2059	2	20.0%
2100-2359	2	20.0%
<b>Total:</b>	<b>10</b>	

Weapon Used	Totals	% of Total
Blunt Object	0	0.0%
Handgun	0	0.0%
Hands/Fist/Feet	5	100.0%
Knife/Cutting Inst	0	0.0%
Other Firearm	0	0.0%
Other Weapon	0	0.0%
Unknown	0	0.0%
<b>Total:</b>	<b>5</b>	

Number of Children Present	Totals	% of Total
ages 0-3	0	0.0%
ages 4-6	2	15.4%
ages 7-9	4	30.8%
ages 10-12	0	0.0%
ages 13-15	1	7.7%
ages 16-18	1	7.7%
age unknown	5	38.5%
<b>Total:</b>	<b>13</b>	

Offender Age Range	Male	Female	Total	% of Total
Under 18	2	1	3	27.3%
18-24	0	0	0	0.0%
25-34	2	3	5	45.5%
35-44	2	1	3	27.3%
45-54	0	0	0	0.0%
55-64	0	0	0	0.0%
65 over	0	0	0	0.0%
Unknown	0	0	0	0.0%
<b>Total:</b>	<b>6</b>	<b>5</b>	<b>11</b>	
				% of Total
				54.5%
				45.5%

Offender Race	Male	Female	Total	% of Total
White	6	5	11	100.0%
Black / African American	0	0	0	0.0%
Am Indian / Alaska Native	0	0	0	0.0%
Asian	0	0	0	0.0%
Hawaiian/Pac. Islander	0	0	0	0.0%
Unknown	0	0	0	0.0%
<b>Total:</b>	<b>6</b>	<b>5</b>	<b>11</b>	
				% of Total
				54.5%
				45.5%

Injuries	Offender			% of Total
	Male	Female	Total	
Minor	1	4	5	45.5%
Moderate	0	0	0	0.0%
No Visible	2	0	2	18.2%
Severe	0	0	0	0.0%

Offender				
Medical Attention	Male	Female	Total	% of Total
1st Aid	0	0	0	0.0%
Hospital	0	0	0	0.0%
None	3	0	3	27.3%
Refused	0	4	4	36.4%

Other Conditions	Offender			% of Total
	Male	Female	Total	
Alcohol/Drug Use Suspected	1	4	5	45.5%
DV Card Given	0	0	0	0.0%
PO in Effect	0	0	0	0.0%
Arrested	1	2	3	27.3%
None	1	0	1	9.1%

Victim Relationship to Offender	Totals	% of Total
Cohabitant	1	8.3%
Spouse	2	16.7%
Dating	1	8.3%
Child in Common	0	0.0%
Blood Relative	3	25.0%
Parent	2	16.7%
Child	1	8.3%
Former Spouse	0	0.0%
Former Dating	0	0.0%
Former Cohabitant	0	0.0%
Related by Marriage	1	8.3%

Victim Age Range	Male	Female	Total	% of Total
Under 18	1	0	1	8.3%
18-24	1	1	2	16.7%
25-34	1	4	5	41.7%
35-44	0	4	4	33.3%
45-54	0	0	0	0.0%
55-64	0	0	0	0.0%
65 over	0	0	0	0.0%
Unknown	0	0	0	0.0%
<b>Total:</b>	<b>3</b>	<b>9</b>	<b>12</b>	
				% of Total
				25.0%
				75.0%

Victim Race	Male	Female	Total	% of Total
White	2	9	11	100.0%
Black / African American	0	0	0	0.0%
Am Indian / Alaska Native	0	0	0	0.0%
Asian	0	0	0	0.0%
Hawaiian/Pac. Islander	0	0	0	0.0%
Unknown	0	0	0	0.0%
<b>Total:</b>	<b>2</b>	<b>9</b>	<b>11</b>	
				% of Total
				18.2%
				81.8%

Injuries	Victim			% of Total
	Male	Female	Total	
Minor	2	2	4	33.3%
Moderate	0	2	2	16.7%
No Visible	0	1	1	8.3%
Severe	0	0	0	0.0%

Victim				% of Total
Medical Attention	Male	Female	Total	
1st Aid	0	0	0	0.0%
Hospital	0	1	1	8.3%
None	0	1	1	8.3%
Refused	2	3	5	41.7%

Other Conditions	Victim			% of Total
	Male	Female	Total	
Alcohol/Drug Use Suspected	2	2	4	33.3%
DV Card Given	0	1	1	8.3%
PO in Effect	0	0	0	0.0%
Arrested	0	0	0	0.0%
None	0	2	2	16.7%

Mitigating Circumstances for Primary Not Arrested	Male	Female	Total	% of Total
Aggressor undetermined	0	1	1	20.0%
Gone upon arrival	0	0	0	0.0%
No evidence of injury	1	1	2	40.0%
Not reported within 24 hours	0	0	0	0.0%
Other	1	1	2	40.0%
Unknown	0	0	0	0.0%
<b>Total:</b>	<b>2</b>	<b>3</b>	<b>5</b>	
				% of Total
				40.0%
				60.0%

Primary Aggressors	Male	Female	Total	% of Total
Arrested	2	2	4	50.0%
Not Arrested	2	2	4	50.0%
<b>Total:</b>	<b>4</b>	<b>4</b>	<b>8</b>	
				% of Total
				50.0%
				50.0%

Other Persons Involved	Male	Female	Total
Arrested	1	0	1

# HUMBOLDT COUNTY TOTAL CY 2017

Day of Month	Totals	% of Total
1st	3	2.1%
2nd	2	1.4%
3rd	2	1.4%
4th	7	5.0%
5th	3	2.1%
6th	4	2.9%
7th	5	3.6%
8th	3	2.1%
9th	5	3.6%
10th	4	2.9%
11th	5	3.6%
12th	5	3.6%
13th	4	2.9%
14th	11	7.9%
15th	5	3.6%
16th	4	2.9%
17th	5	3.6%
18th	4	2.9%
19th	11	7.9%
20th	6	4.3%
21st	2	1.4%
22nd	6	4.3%
23rd	5	3.6%
24th	4	2.9%
25th	6	4.3%
26th	2	1.4%
27th	6	4.3%
28th	4	2.9%
29th	4	2.9%
30th	1	0.7%
31st	2	1.4%
<b>Total:</b>	<b>140</b>	

Time of Day	Totals	% of Total
0000-0259	9	6.6%
0300-0559	8	5.9%
0600-0859	8	5.9%
0900-1159	16	11.8%
1200-1459	18	13.2%
1500-1759	19	14.0%
1800-2059	35	25.7%
2100-2359	23	16.9%
<b>Total:</b>	<b>136</b>	

Weapon Used	Totals	% of Total
Blunt Object	11	7.7%
Handgun	0	0.0%
Hands/Fist/Feet	119	83.2%
Knife/Cutting Inst	1	0.7%
Other Firearm	2	1.4%
Other Weapon	7	4.9%
Unknown	3	2.1%
<b>Total:</b>	<b>143</b>	

Number of Children Present	Totals	% of Total
ages 0-3	27	31.4%
ages 4-6	13	15.1%
ages 7-9	10	11.6%
ages 10-12	8	9.3%
ages 13-15	9	10.5%
ages 16-18	5	5.8%
age unknown	14	16.3%
<b>Total:</b>	<b>86</b>	

Offender Age Range	Male	Female	Total	% of Total
Under 18	12	3	15	10.1%
18-24	16	8	24	16.2%
25-34	46	14	60	40.5%
35-44	18	3	21	14.2%
45-54	12	6	18	12.2%
55-64	9	0	9	6.1%
65 over	1	0	1	0.7%
Unknown	0	0	0	0.0%
<b>Total:</b>	<b>114</b>	<b>34</b>	<b>148</b>	
% of Total	77.0%	23.0%		

Offender Race	Male	Female	Total	% of Total
White	100	29	129	87.2%
Black / African American	4	0	4	2.7%
Am Indian / Alaska Native	2	4	6	4.1%
Asian	0	0	0	0.0%
Hawaiian/Pac. Islander	1	0	1	0.7%
Unknown	7	1	8	5.4%
<b>Total:</b>	<b>114</b>	<b>34</b>	<b>148</b>	
% of Total	77.0%	23.0%		

Injuries	Offender Male	Offender Female	Total	% of Total
Minor	26	9	35	23.6%
Moderate	1	0	1	0.7%
No Visible	58	21	79	53.4%
Severe	0	1	1	0.7%

Medical Attention	Offender Male	Offender Female	Total	% of Total
1st Aid	6	0	6	4.1%
Hospital	2	1	3	2.0%
None	58	13	71	48.0%
Refused	19	15	34	23.0%

Other Conditions	Offender Male	Offender Female	Total	% of Total
Alcohol/Drug Use Suspected	36	13	49	33.1%
DV Card Given	1	5	6	4.1%
PO in Effect	1	1	2	1.4%
Arrested	57	19	76	51.4%
None	16	4	20	13.5%

Victim Relationship to Offender	Totals	% of Total
Cohabitant	30	19.7%
Spouse	30	19.7%
Dating	30	19.7%
Child in Common	16	10.5%
Blood Relative	9	5.9%
Parent	18	11.8%
Child	5	3.3%
Former Spouse	0	0.0%
Former Dating	1	0.7%
Former Cohabitant	0	0.0%
Related by Marriage	1	0.7%

Victim Age Range	Male	Female	Total	% of Total
Under 18	4	3	7	4.6%
18-24	6	18	24	15.8%
25-34	11	46	57	37.5%
35-44	4	24	28	18.4%
45-54	10	16	26	17.1%
55-64	3	4	7	4.6%
65 over	2	1	3	2.0%
Unknown	0	0	0	0.0%
<b>Total:</b>	<b>40</b>	<b>112</b>	<b>152</b>	
% of Total	26.3%	73.7%		

Victim Race	Male	Female	Total	% of Total
White	36	101	137	89.5%
Black / African American	0	1	1	0.7%
Am Indian / Alaska Native	2	6	8	5.2%
Asian	0	0	0	0.0%
Hawaiian/Pac. Islander	0	1	1	0.7%
Unknown	3	3	6	3.9%
<b>Total:</b>	<b>41</b>	<b>112</b>	<b>153</b>	
% of Total	26.8%	73.2%		

Injuries	Victim Male	Victim Female	Total	% of Total
Minor	22	52	74	48.7%
Moderate	1	9	10	6.6%
No Visible	12	30	42	27.6%
Severe	1	1	2	1.3%

Medical Attention	Victim Male	Victim Female	Total	% of Total
1st Aid	1	5	6	3.9%
Hospital	5	5	10	6.6%
None	10	21	31	20.4%
Refused	20	62	82	53.9%

Other Conditions	Victim Male	Victim Female	Total	% of Total
Alcohol/Drug Use Suspected	8	27	35	23.0%
DV Card Given	20	69	89	58.6%
PO in Effect	1	1	2	1.3%
Arrested	2	1	3	2.0%
None	4	12	16	10.5%

Mitigating Circumstances for Primary Not Arrested	Male	Female	Total	% of Total
Aggressor undetermined	17	9	26	44.1%
Gone upon arrival	18	3	21	35.6%
No evidence of injury	4	2	6	10.2%
Not reported within 24 hours	3	2	5	8.5%
Other	1	0	1	1.7%
Unknown	0	0	0	0.0%
<b>Total:</b>	<b>43</b>	<b>16</b>	<b>59</b>	
% of Total	72.9%	27.1%		

Primary Aggressors	Male	Female	Total	% of Total
Arrested	70	23	93	65.5%
Not Arrested	37	12	49	34.5%
<b>Total:</b>	<b>107</b>	<b>35</b>	<b>142</b>	
% of Total	75.4%	24.6%		

Other Persons Involved	Male	Female	Total
Arrested	0	0	0

HUMBOLDT COUNTY SD PD CY 2017

Day of Month	Totals	% of Total
1st	0	
2nd	0	
3rd	0	
4th	0	
5th	0	
6th	0	
7th	0	
8th	0	
9th	0	
10th	0	
11th	0	
12th	0	
13th	0	
14th	0	
15th	0	
16th	0	
17th	0	
18th	0	
19th	0	
20th	0	
21st	0	
22nd	0	
23rd	0	
24th	0	
25th	0	
26th	0	
27th	0	
28th	0	
29th	0	
30th	0	
31st	0	
<b>Total:</b>	<b>0</b>	

Time of Day	Totals	% of Total
0000-0259	0	
0300-0559	0	
0600-0859	0	
0900-1159	0	
1200-1459	0	
1500-1759	0	
1800-2059	0	
2100-2359	0	
<b>Total:</b>	<b>0</b>	

Weapon Used	Totals	% of Total
Blunt Object	0	
Handgun	0	
Hands/Fist/Feet	0	
Knife/Cutting Inst	0	
Other Firearm	0	
Other Weapon	0	
Unknown	0	
<b>Total:</b>	<b>0</b>	

Number of Children Present	Totals	% of Total
ages 0-3	0	
ages 4-6	0	
ages 7-9	0	
ages 10-12	0	
ages 13-15	0	
ages 16-18	0	
age unknown	0	
<b>Total:</b>	<b>0</b>	

Offender Age Range	Male	Female	Total	% of Total
Under 18	0	0	0	
18-24	0	0	0	
25-34	0	0	0	
35-44	0	0	0	
45-54	0	0	0	
55-64	0	0	0	
65 over	0	0	0	
Unknown	0	0	0	
<b>Total:</b>	<b>0</b>	<b>0</b>	<b>0</b>	
% of Total				

Offender Race	Male	Female	Total	% of Total
White	0	0	0	
Black / African American	0	0	0	
Am Indian / Alaska Native	0	0	0	
Asian	0	0	0	
Hawaiian/Pac. Islander	0	0	0	
Unknown	0	0	0	
<b>Total:</b>	<b>0</b>	<b>0</b>	<b>0</b>	
% of Total				

Injuries	Offender Male	Offender Female	Total	% of Total
Minor	0	0	0	
Moderate	0	0	0	
No Visible	0	0	0	
Severe	0	0	0	

Medical Attention	Offender Male	Offender Female	Total	% of Total
1st Aid	0	0	0	
Hospital	0	0	0	
None	0	0	0	
Refused	0	0	0	

Other Conditions	Offender Male	Offender Female	Total	% of Total
Alcohol/Drug Use Suspected	0	0	0	
DV Card Given	0	0	0	
PO in Effect	0	0	0	
Arrested	0	0	0	
None	0	0	0	

Victim Relationship to Offender	Totals	% of Total
Cohabitant	0	
Spouse	0	
Dating	0	
Child in Common	0	
Blood Relative	0	
Parent	0	
Child	0	
Former Spouse	0	
Former Dating	0	
Former Cohabitant	0	
Related by Marriage	0	

Victim Age Range	Male	Female	Total	% of Total
Under 18	0	0	0	
18-24	0	0	0	
25-34	0	0	0	
35-44	0	0	0	
45-54	0	0	0	
55-64	0	0	0	
65 over	0	0	0	
Unknown	0	0	0	
<b>Total:</b>	<b>0</b>	<b>0</b>	<b>0</b>	
% of Total				

Victim Race	Male	Female	Total	% of Total
White	0	0	0	
Black / African American	0	0	0	
Am Indian / Alaska Native	0	0	0	
Asian	0	0	0	
Hawaiian/Pac. Islander	0	0	0	
Unknown	0	0	0	
<b>Total:</b>	<b>0</b>	<b>0</b>	<b>0</b>	
% of Total				

Injuries	Victim Male	Victim Female	Total	% of Total
Minor	0	0	0	
Moderate	0	0	0	
No Visible	0	0	0	
Severe	0	0	0	

Medical Attention	Victim Male	Victim Female	Total	% of Total
1st Aid	0	0	0	
Hospital	0	0	0	
None	0	0	0	
Refused	0	0	0	

Other Conditions	Victim Male	Victim Female	Total	% of Total
Alcohol/Drug Use Suspected	0	0	0	
DV Card Given	0	0	0	
PO in Effect	0	0	0	
Arrested	0	0	0	
None	0	0	0	

Mitigating Circumstances for Primary Not Arrested	Male	Female	Total	% of Total
Aggressor undetermined	0	0	0	
Gone upon arrival	0	0	0	
No evidence of injury	0	0	0	
Not reported within 24 hours	0	0	0	
Other	0	0	0	
Unknown	0	0	0	
<b>Total:</b>	<b>0</b>	<b>0</b>	<b>0</b>	
% of Total #DIV/0! #DIV/0!				

Primary Aggressors	Male	Female	Total	% of Total
Arrested	0	0	0	
Not Arrested	0	0	0	
<b>Total:</b>	<b>0</b>	<b>0</b>	<b>0</b>	
% of Total #DIV/0! #DIV/0!				

Other Persons Involved	Male	Female	Total
Arrested	0	0	0

# HUMBOLDT COUNTY SO CY 2017

Day of Month	Totals	% of Total
1st	1	1.6%
2nd	2	3.2%
3rd	1	1.6%
4th	4	6.3%
5th	1	1.6%
6th	2	3.2%
7th	1	1.6%
8th	3	4.8%
9th	2	3.2%
10th	1	1.6%
11th	1	1.6%
12th	2	3.2%
13th	2	3.2%
14th	5	7.9%
15th	1	1.6%
16th	4	6.3%
17th	4	6.3%
18th	2	3.2%
19th	4	6.3%
20th	3	4.8%
21st	0	0.0%
22nd	2	3.2%
23rd	3	4.8%
24th	1	1.6%
25th	3	4.8%
26th	1	1.6%
27th	1	1.6%
28th	3	4.8%
29th	1	1.6%
30th	0	0.0%
31st	2	3.2%
<b>Total:</b>	<b>63</b>	

Time of Day	Totals	% of Total
0000-0259	3	4.8%
0300-0559	4	6.5%
0600-0859	3	4.8%
0900-1159	7	11.3%
1200-1459	6	9.7%
1500-1759	14	22.6%
1800-2059	14	22.6%
2100-2359	11	17.7%
<b>Total:</b>	<b>62</b>	

Weapon Used	Totals	% of Total
Blunt Object	1	1.5%
Handgun	0	0.0%
Hands/Fist/Feet	54	81.8%
Knife/Cutting Inst	1	1.5%
Other Firearm	2	3.0%
Other Weapon	6	9.1%
Unknown	2	3.0%
<b>Total:</b>	<b>66</b>	

Number of Children Present	Totals	% of Total
ages 0-3	11	25.0%
ages 4-6	4	9.1%
ages 7-9	6	13.6%
ages 10-12	6	13.6%
ages 13-15	7	15.9%
ages 16-18	3	6.8%
age unknown	7	15.9%
<b>Total:</b>	<b>44</b>	

Offender Age Range	Male	Female	Total	% of Total
Under 18	6	0	6	8.7%
18-24	8	3	11	15.9%
25-34	17	11	28	40.6%
35-44	8	0	8	11.6%
45-54	6	5	11	15.9%
55-64	4	0	4	5.8%
65 over	1	0	1	1.4%
Unknown	0	0	0	0.0%
<b>Total:</b>	<b>50</b>	<b>19</b>	<b>69</b>	
				% of Total
				72.5%
				27.5%

Offender Race	Male	Female	Total	% of Total
White	44	16	60	87.0%
Black / African American	1	0	1	1.4%
Am Indian / Alaska Native	1	2	3	4.3%
Asian	0	0	0	0.0%
Hawaiian/Pac. Islander	0	0	0	0.0%
Unknown	4	1	5	7.2%
<b>Total:</b>	<b>50</b>	<b>19</b>	<b>69</b>	
				% of Total
				72.5%
				27.5%

Injuries	Offender			% of Total
	Male	Female	Total	
Minor	11	5	16	23.2%
Moderate	0	0	0	0.0%
No Visible	27	13	40	58.0%
Severe	0	0	0	0.0%

Offender				
Medical Attention	Male	Female	Total	% of Total
1st Aid	1	0	1	1.4%
Hospital	2	1	3	4.3%
None	25	6	31	44.9%
Refused	10	11	21	30.4%

Other Conditions	Offender			% of Total
	Male	Female	Total	
Alcohol/Drug Use Suspected	14	8	22	31.9%
DV Card Given	0	1	1	1.4%
PO in Effect	1	1	2	2.9%
Arrested	28	14	42	60.9%
None	2	0	2	2.9%

Victim Relationship to Offender	Totals	% of Total
Cohabitant	23	33.3%
Spouse	9	13.0%
Dating	11	15.9%
Child in Common	3	4.3%
Blood Relative	4	5.8%
Parent	7	10.1%
Child	4	5.8%
Former Spouse	0	0.0%
Former Dating	0	0.0%
Former Cohabitant	0	0.0%
Related by Marriage	0	0.0%

Victim Age Range	Male	Female	Total	% of Total
Under 18	3	2	5	8.7%
18-24	3	7	10	14.5%
25-34	8	20	28	40.6%
35-44	3	8	11	15.9%
45-54	5	7	12	17.4%
55-64	0	1	1	1.4%
65 over	2	0	2	2.9%
Unknown	0	0	0	0.0%
<b>Total:</b>	<b>24</b>	<b>45</b>	<b>69</b>	
				% of Total
				34.8%
				65.2%

Victim Race	Male	Female	Total	% of Total
White	21	42	63	91.3%
Black / African American	0	0	0	0.0%
Am Indian / Alaska Native	1	3	4	5.8%
Asian	0	0	0	0.0%
Hawaiian/Pac. Islander	0	0	0	0.0%
Unknown	2	0	2	2.9%
<b>Total:</b>	<b>24</b>	<b>45</b>	<b>69</b>	
				% of Total
				34.8%
				65.2%

Injuries	Victim			% of Total
	Male	Female	Total	
Minor	15	19	34	49.3%
Moderate	1	3	4	5.8%
No Visible	5	11	16	23.2%
Severe	0	1	1	1.4%

Victim				% of Total
Medical Attention	Male	Female	Total	
1st Aid	1	2	3	4.3%
Hospital	3	3	6	8.7%
None	2	6	8	11.6%
Refused	15	23	38	55.1%

Other Conditions	Victim			% of Total
	Male	Female	Total	
Alcohol/Drug Use Suspected	3	13	16	23.2%
DV Card Given	11	24	35	50.7%
PO in Effect	1	1	2	2.9%
Arrested	2	1	3	4.3%
None	0	0	0	0.0%

Mitigating Circumstances for Primary Not Arrested	Male	Female	Total	% of Total
Aggressor undetermined	2	0	2	12.5%
Gone upon arrival	6	0	6	37.5%
No evidence of injury	1	2	3	18.8%
Not reported within 24 hours	3	2	5	31.3%
Other	0	0	0	0.0%
Unknown	0	0	0	0.0%
<b>Total:</b>	<b>12</b>	<b>4</b>	<b>16</b>	
				% of Total
				75.0%
				25.0%

Primary Aggressors	Male	Female	Total	% of Total
Arrested	36	15	51	85.0%
Not Arrested	6	3	9	15.0%
<b>Total:</b>	<b>42</b>	<b>18</b>	<b>60</b>	
				% of Total
				70.0%
				30.0%

Other Persons Involved	Male	Female	Total
Arrested	0	0	0

WINNEMUCCA PD CY 2017

Day of Month	Totals	% of Total
1st	2	2.6%
2nd	0	0.0%
3rd	1	1.3%
4th	3	3.9%
5th	2	2.6%
6th	2	2.6%
7th	4	5.2%
8th	0	0.0%
9th	3	3.9%
10th	3	3.9%
11th	4	5.2%
12th	3	3.9%
13th	2	2.6%
14th	6	7.8%
15th	4	5.2%
16th	0	0.0%
17th	1	1.3%
18th	2	2.6%
19th	7	9.1%
20th	3	3.9%
21st	2	2.6%
22nd	4	5.2%
23rd	2	2.6%
24th	3	3.9%
25th	3	3.9%
26th	1	1.3%
27th	5	6.5%
28th	1	1.3%
29th	3	3.9%
30th	1	1.3%
31st	0	0.0%
<b>Total:</b>	<b>77</b>	

Time of Day	Totals	% of Total
0000-0259	6	8.1%
0300-0559	4	5.4%
0600-0859	5	6.8%
0900-1159	9	12.2%
1200-1459	12	16.2%
1500-1759	5	6.8%
1800-2059	21	28.4%
2100-2359	12	16.2%
<b>Total:</b>	<b>74</b>	

Weapon Used	Totals	% of Total
Blunt Object	10	13.0%
Handgun	0	0.0%
Hands/Fist/Feet	65	84.4%
Knife/Cutting Inst	0	0.0%
Other Firearm	0	0.0%
Other Weapon	1	1.3%
Unknown	1	1.3%
<b>Total:</b>	<b>77</b>	

Number of Children Present	Totals	% of Total
ages 0-3	16	38.1%
ages 4-6	9	21.4%
ages 7-9	4	9.5%
ages 10-12	2	4.8%
ages 13-15	2	4.8%
ages 16-18	2	4.8%
age unknown	7	16.7%
<b>Total:</b>	<b>42</b>	

Offender Age Range	Male	Female	Total	% of Total
Under 18	6	3	9	11.4%
18-24	8	5	13	16.5%
25-34	29	3	32	40.5%
35-44	10	3	13	16.5%
45-54	6	1	7	8.9%
55-64	5	0	5	6.3%
65 over	0	0	0	0.0%
Unknown	0	0	0	0.0%
<b>Total:</b>	<b>64</b>	<b>15</b>	<b>79</b>	
% of Total	81.0%	19.0%		

Offender Race	Male	Female	Total	% of Total
White	56	13	69	87.3%
Black / African American	3	0	3	3.8%
Am Indian / Alaska Native	1	2	3	3.8%
Asian	0	0	0	0.0%
Hawaiian/Pac. Islander	1	0	1	1.3%
Unknown	3	0	3	3.8%
<b>Total:</b>	<b>64</b>	<b>15</b>	<b>79</b>	
% of Total	81.0%	19.0%		

Injuries	Offender Male	Offender Female	Total	% of Total
Minor	15	4	19	24.1%
Moderate	1	0	1	1.3%
No Visible	31	8	39	49.4%
Severe	0	1	1	1.3%

Medical Attention	Offender Male	Offender Female	Total	% of Total
1st Aid	5	0	5	6.3%
Hospital	0	0	0	0.0%
None	33	7	40	50.6%
Refused	9	4	13	16.5%

Other Conditions	Offender Male	Offender Female	Total	% of Total
Alcohol/Drug Use Suspected	22	5	27	34.2%
DV Card Given	1	4	5	6.3%
PO in Effect	0	0	0	0.0%
Arrested	29	5	34	43.0%
None	14	4	18	22.8%

Victim Relationship to Offender	Totals	% of Total
Cohabitant	7	8.4%
Spouse	21	25.3%
Dating	19	22.9%
Child in Common	13	15.7%
Blood Relative	5	6.0%
Parent	11	13.3%
Child	1	1.2%
Former Spouse	0	0.0%
Former Dating	1	1.2%
Former Cohabitant	0	0.0%
Related by Marriage	1	1.2%

Victim Age Range	Male	Female	Total	% of Total
Under 18	1	1	2	2.4%
18-24	3	11	14	16.9%
25-34	3	26	29	34.9%
35-44	1	16	17	20.5%
45-54	5	9	14	16.9%
55-64	3	3	6	7.2%
65 over	0	1	1	1.2%
Unknown	0	0	0	0.0%
<b>Total:</b>	<b>16</b>	<b>67</b>	<b>83</b>	
% of Total	19.3%	80.7%		

Victim Race	Male	Female	Total	% of Total
White	15	59	74	88.1%
Black / African American	0	1	1	1.2%
Am Indian / Alaska Native	1	3	4	4.8%
Asian	0	0	0	0.0%
Hawaiian/Pac. Islander	0	1	1	1.2%
Unknown	1	3	4	4.8%
<b>Total:</b>	<b>17</b>	<b>67</b>	<b>84</b>	
% of Total	20.2%	79.8%		

Injuries	Victim Male	Victim Female	Total	% of Total
Minor	7	33	40	48.2%
Moderate	0	6	6	7.2%
No Visible	7	19	26	31.3%
Severe	1	0	1	1.2%

Medical Attention	Victim Male	Victim Female	Total	% of Total
1st Aid	0	3	3	3.6%
Hospital	2	2	4	4.8%
None	8	15	23	27.7%
Refused	5	39	44	53.0%

Other Conditions	Victim Male	Victim Female	Total	% of Total
Alcohol/Drug Use Suspected	5	14	19	22.9%
DV Card Given	9	45	54	65.1%
PO in Effect	0	0	0	0.0%
Arrested	0	0	0	0.0%
None	4	12	16	19.3%

Mitigating Circumstances for Primary Not Arrested	Male	Female	Total	% of Total
Aggressor undetermined	15	9	24	55.8%
Gone upon arrival	12	3	15	34.9%
No evidence of injury	3	0	3	7.0%
Not reported within 24 hours	0	0	0	0.0%
Other	1	0	1	2.3%
Unknown	0	0	0	0.0%
<b>Total:</b>	<b>31</b>	<b>12</b>	<b>43</b>	
% of Total	72.1%	27.9%		

Primary Aggressors	Male	Female	Total	% of Total
Arrested	34	8	42	51.2%
Not Arrested	31	9	40	48.8%
<b>Total:</b>	<b>65</b>	<b>17</b>	<b>82</b>	
% of Total	79.3%	20.7%		

Other Persons Involved	Male	Female	Total
Arrested	0	0	0

LANDER COUNTY SO CY 2017

Day of Month	Totals	% of Total
1st	2	3.8%
2nd	2	3.8%
3rd	2	3.8%
4th	1	1.9%
5th	2	3.8%
6th	1	1.9%
7th	0	0.0%
8th	1	1.9%
9th	1	1.9%
10th	0	0.0%
11th	3	5.7%
12th	3	5.7%
13th	0	0.0%
14th	1	1.9%
15th	4	7.5%
16th	1	1.9%
17th	2	3.8%
18th	0	0.0%
19th	0	0.0%
20th	2	3.8%
21st	0	0.0%
22nd	3	5.7%
23rd	2	3.8%
24th	3	5.7%
25th	4	7.5%
26th	1	1.9%
27th	4	7.5%
28th	3	5.7%
29th	2	3.8%
30th	3	5.7%
31st	0	0.0%
<b>Total:</b>	<b>53</b>	

Time of Day	Totals	% of Total
0000-0259	6	11.3%
0300-0559	3	5.7%
0600-0859	4	7.5%
0900-1159	6	11.3%
1200-1459	7	13.2%
1500-1759	12	22.6%
1800-2059	12	22.6%
2100-2359	3	5.7%
<b>Total:</b>	<b>53</b>	

Weapon Used	Totals	% of Total
Blunt Object	7	12.1%
Handgun	1	1.7%
Hands/Fist/Feet	45	77.6%
Knife/Cutting Inst	2	3.4%
Other Firearm	0	0.0%
Other Weapon	1	1.7%
Unknown	2	3.4%
<b>Total:</b>	<b>58</b>	

Number of Children Present	Totals	% of Total
ages 0-3	17	40.5%
ages 4-6	10	23.8%
ages 7-9	7	16.7%
ages 10-12	6	14.3%
ages 13-15	0	0.0%
ages 16-18	1	2.4%
age unknown	1	2.4%
<b>Total:</b>	<b>42</b>	

Offender Age Range	Male	Female	Total	% of Total
Under 18	6	1	7	12.1%
18-24	2	3	5	8.6%
25-34	20	3	23	39.7%
35-44	8	1	9	15.5%
45-54	7	5	12	20.7%
55-64	2	0	2	3.4%
65 over	0	0	0	0.0%
Unknown	0	0	0	0.0%
<b>Total:</b>	<b>45</b>	<b>13</b>	<b>58</b>	
				% of Total
				77.6%
				22.4%

Offender Race	Male	Female	Total	% of Total
White	38	11	49	84.5%
Black / African American	0	0	0	0.0%
Am Indian / Alaska Native	7	2	9	15.5%
Asian	0	0	0	0.0%
Hawaiian/Pac. Islander	0	0	0	0.0%
Unknown	0	0	0	0.0%
<b>Total:</b>	<b>45</b>	<b>13</b>	<b>58</b>	
				% of Total
				77.6%
				22.4%

Injuries	Offender			% of Total
	Male	Female	Total	
Minor	5	3	8	13.8%
Moderate	0	1	1	1.7%
No Visible	40	9	49	84.5%
Severe	0	0	0	0.0%

Offender				
Medical Attention	Male	Female	Total	% of Total
1st Aid	0	0	0	0.0%
Hospital	2	2	4	6.9%
None	41	7	48	82.8%
Refused	2	4	6	10.3%

Other Conditions	Offender			% of Total
	Male	Female	Total	
Alcohol/Drug Use Suspected	9	2	11	19.0%
DV Card Given	0	0	0	0.0%
PO in Effect	0	0	0	0.0%
Arrested	23	7	30	51.7%
None	21	5	26	44.8%

Victim Relationship to Offender	Totals	% of Total
Cohabitant	12	20.0%
Spouse	17	28.3%
Dating	8	13.3%
Child in Common	3	5.0%
Blood Relative	7	11.7%
Parent	8	13.3%
Child	0	0.0%
Former Spouse	0	0.0%
Former Dating	3	5.0%
Former Cohabitant	0	0.0%
Related by Marriage	0	0.0%

Victim Age Range	Male	Female	Total	% of Total
Under 18	2	2	4	6.7%
18-24	0	8	8	13.3%
25-34	5	16	21	35.0%
35-44	3	13	16	26.7%
45-54	4	3	7	11.7%
55-64	2	1	3	5.0%
65 over	0	1	1	1.7%
Unknown	0	0	0	0.0%
<b>Total:</b>	<b>16</b>	<b>44</b>	<b>60</b>	
				% of Total
				26.7%
				73.3%

Victim Race	Male	Female	Total	% of Total
White	15	35	50	83.3%
Black / African American	0	0	0	0.0%
Am Indian / Alaska Native	1	8	9	15.0%
Asian	0	1	1	1.7%
Hawaiian/Pac. Islander	0	0	0	0.0%
Unknown	0	0	0	0.0%
<b>Total:</b>	<b>16</b>	<b>44</b>	<b>60</b>	
				% of Total
				26.7%
				73.3%

Injuries	Victim			% of Total
	Male	Female	Total	
Minor	8	20	28	46.7%
Moderate	1	2	3	5.0%
No Visible	7	21	28	46.7%
Severe	0	1	1	1.7%

Victim				% of Total
Medical Attention	Male	Female	Total	
1st Aid	1	2	3	5.0%
Hospital	0	3	3	5.0%
None	8	24	32	53.3%
Refused	7	18	25	41.7%

	Victim			
Other Conditions	Male	Female	Total	% of Total
Alcohol/Drug Use Suspected	0	1	1	1.7%
DV Card Given	14	33	47	78.3%
PO in Effect	0	1	1	1.7%
Arrested	0	0	0	0.0%
None	2	10	12	20.0%

Mitigating Circumstances for Primary Not Arrested	Male	Female	Total	% of Total
Aggressor undetermined	3	1	4	14.3%
Gone upon arrival	12	1	13	46.4%
No evidence of injury	3	1	4	14.3%
Not reported within 24 hours	2	0	2	7.1%
Other	3	1	4	14.3%
Unknown	0	1	1	3.6%
<b>Total:</b>	<b>23</b>	<b>5</b>	<b>28</b>	
				% of Total
				82.1%
				17.9%

Primary Aggressors	Male	Female	Total	% of Total
Arrested	22	8	30	51.7%
Not Arrested	23	5	28	48.3%
<b>Total:</b>	<b>45</b>	<b>13</b>	<b>58</b>	
				% of Total
				77.6%
				22.4%

Other Persons Involved	Male	Female	Total
Arrested	0	0	0



LINCOLN COUNTY SO CY 2017

Day of Month	Totals	% of Total
1st	0	0.0%
2nd	2	15.4%
3rd	1	7.7%
4th	1	7.7%
5th	0	0.0%
6th	1	7.7%
7th	0	0.0%
8th	1	7.7%
9th	0	0.0%
10th	0	0.0%
11th	0	0.0%
12th	0	0.0%
13th	0	0.0%
14th	1	7.7%
15th	2	15.4%
16th	0	0.0%
17th	0	0.0%
18th	0	0.0%
19th	0	0.0%
20th	0	0.0%
21st	0	0.0%
22nd	1	7.7%
23rd	0	0.0%
24th	0	0.0%
25th	0	0.0%
26th	1	7.7%
27th	0	0.0%
28th	0	0.0%
29th	1	7.7%
30th	1	7.7%
31st	0	0.0%
<b>Total:</b>	<b>13</b>	

Time of Day	Totals	% of Total
0000-0259	2	16.7%
0300-0559	1	8.3%
0600-0859	0	0.0%
0900-1159	2	16.7%
1200-1459	1	8.3%
1500-1759	3	25.0%
1800-2059	1	8.3%
2100-2359	2	16.7%
<b>Total:</b>	<b>12</b>	

Weapon Used	Totals	% of Total
Blunt Object	0	0.0%
Handgun	0	0.0%
Hands/Fist/Feet	9	75.0%
Knife/Cutting Inst	2	16.7%
Other Firearm	0	0.0%
Other Weapon	1	8.3%
Unknown	0	0.0%
<b>Total:</b>	<b>12</b>	

Number of Children Present	Totals	% of Total
ages 0-3	2	20.0%
ages 4-6	2	20.0%
ages 7-9	2	20.0%
ages 10-12	2	20.0%
ages 13-15	1	10.0%
ages 16-18	1	10.0%
age unknown	0	0.0%
<b>Total:</b>	<b>10</b>	

Offender Age Range	Male	Female	Total	% of Total
Under 18	1	1	2	16.7%
18-24	0	1	1	8.3%
25-34	1	2	3	25.0%
35-44	3	0	3	25.0%
45-54	1	0	1	8.3%
55-64	0	0	0	0.0%
65 over	0	0	0	0.0%
Unknown	2	0	2	16.7%
<b>Total:</b>	<b>8</b>	<b>4</b>	<b>12</b>	
				% of Total
				66.7%
				33.3%

Offender Race	Male	Female	Total	% of Total
White	7	4	11	91.7%
Black / African American	0	0	0	0.0%
Am Indian / Alaska Native	0	0	0	0.0%
Asian	0	0	0	0.0%
Hawaiian/Pac. Islander	0	0	0	0.0%
Unknown	1	0	1	8.3%
<b>Total:</b>	<b>8</b>	<b>4</b>	<b>12</b>	
				% of Total
				66.7%
				33.3%

Offender				% of Total
Injuries	Male	Female	Total	
Minor	1	1	2	16.7%
Moderate	1	1	2	16.7%
No Visible	6	2	8	66.7%
Severe	0	0	0	0.0%

Offender				
Medical Attention	Male	Female	Total	% of Total
1st Aid	0	0	0	0.0%
Hospital	0	0	0	0.0%
None	8	3	11	91.7%
Refused	0	1	1	8.3%

Other Conditions	Offender			% of Total
	Male	Female	Total	
Alcohol/Drug Use Suspected	0	1	1	8.3%
DV Card Given	0	0	0	0.0%
PO in Effect	0	0	0	0.0%
Arrested	2	0	2	16.7%
None	6	2	8	66.7%

Victim Relationship to Offender	Totals	% of Total
Cohabitant	3	25.0%
Spouse	2	16.7%
Dating	2	16.7%
Child in Common	0	0.0%
Blood Relative	1	8.3%
Parent	3	25.0%
Child	0	0.0%
Former Spouse	0	0.0%
Former Dating	1	8.3%
Former Cohabitant	0	0.0%
Related by Marriage	0	0.0%

Victim Age Range	Male	Female	Total	% of Total
Under 18	0	1	1	8.3%
18-24	0	0	0	0.0%
25-34	1	2	3	25.0%
35-44	1	0	1	8.3%
45-54	0	4	4	33.3%
55-64	0	1	1	8.3%
65 over	0	1	1	8.3%
Unknown	0	1	1	8.3%
<b>Total:</b>	<b>2</b>	<b>10</b>	<b>12</b>	
				% of Total
				16.7%
				83.3%

Victim Race	Male	Female	Total	% of Total
White	2	9	11	91.7%
Black / African American	0	0	0	0.0%
Am Indian / Alaska Native	0	0	0	0.0%
Asian	0	0	0	0.0%
Hawaiian/Pac. Islander	0	0	0	0.0%
Unknown	0	1	1	8.3%
<b>Total:</b>	<b>2</b>	<b>10</b>	<b>12</b>	
				% of Total
				16.7%
				83.3%

Injuries	Victim			% of Total
	Male	Female	Total	
Minor	1	8	9	75.0%
Moderate	1	0	1	8.3%
No Visible	0	1	1	8.3%
Severe	0	0	0	0.0%

Victim				% of Total
Medical Attention	Male	Female	Total	
1st Aid	0	1	1	8.3%
Hospital	0	0	0	0.0%
None	2	8	10	83.3%
Refused	0	1	1	8.3%

Other Conditions	Victim			% of Total
	Male	Female	Total	
Alcohol/Drug Use Suspected	0	2	2	16.7%
DV Card Given	0	2	2	16.7%
PO in Effect	0	0	0	0.0%
Arrested	0	0	0	0.0%
None	2	6	8	66.7%

Mitigating Circumstances for Primary Not Arrested	Male	Female	Total	% of Total
Aggressor undetermined	0	0	0	0.0%
Gone upon arrival	1	0	1	10.0%
No evidence of injury	1	0	1	10.0%
Not reported within 24 hours	0	0	0	0.0%
Other	2	2	4	40.0%
Unknown	2	2	4	40.0%
<b>Total:</b>	<b>6</b>	<b>4</b>	<b>10</b>	
				% of Total
				60.0%
				40.0%

Primary Aggressors	Male	Female	Total	% of Total
Arrested	3	2	5	55.6%
Not Arrested	2	2	4	44.4%
<b>Total:</b>	<b>5</b>	<b>4</b>	<b>9</b>	
				% of Total
				55.6%
				44.4%

Other Persons Involved	Male	Female	Total
Arrested	0	0	0

# LYON COUNTY TOTAL CY 2017

Day of Month	Totals	% of Total
1st	5	1.6%
2nd	8	2.6%
3rd	10	3.2%
4th	13	4.2%
5th	7	2.2%
6th	16	5.1%
7th	9	2.9%
8th	10	3.2%
9th	7	2.2%
10th	11	3.5%
11th	14	4.5%
12th	9	2.9%
13th	12	3.8%
14th	10	3.2%
15th	8	2.6%
16th	5	1.6%
17th	11	3.5%
18th	11	3.5%
19th	13	4.2%
20th	9	2.9%
21st	5	1.6%
22nd	9	2.9%
23rd	11	3.5%
24th	11	3.5%
25th	13	4.2%
26th	11	3.5%
27th	12	3.8%
28th	15	4.8%
29th	10	3.2%
30th	11	3.5%
31st	7	2.2%
<b>Total:</b>	<b>313</b>	

Time of Day	Totals	% of Total
0000-0259	30	9.5%
0300-0559	12	3.8%
0600-0859	20	6.3%
0900-1159	38	12.0%
1200-1459	40	12.6%
1500-1759	54	17.0%
1800-2059	70	22.1%
2100-2359	53	16.7%
<b>Total:</b>	<b>317</b>	

Weapon Used	Totals	% of Total
Blunt Object	11	3.6%
Handgun	2	0.6%
Hands/Fist/Feet	248	80.5%
Knife/Cutting Inst	10	3.2%
Other Firearm	1	0.3%
Other Weapon	13	4.2%
Unknown	23	7.5%
<b>Total:</b>	<b>308</b>	

Number of Children Present	Totals	% of Total
ages 0-3	77	34.1%
ages 4-6	36	15.9%
ages 7-9	30	13.3%
ages 10-12	36	15.9%
ages 13-15	25	11.1%
ages 16-18	15	6.6%
age unknown	7	3.1%
<b>Total:</b>	<b>226</b>	

Offender Age Range	Male	Female	Total	% of Total
Under 18	18	10	28	7.7%
18-24	33	26	59	16.3%
25-34	61	36	97	26.7%
35-44	51	16	67	18.5%
45-54	41	21	62	17.1%
55-64	23	9	32	8.8%
65 over	10	5	15	4.1%
Unknown	2	1	3	0.8%
<b>Total:</b>	<b>239</b>	<b>124</b>	<b>363</b>	
				% of Total
				65.8%
				34.2%

Offender Race	Male	Female	Total	% of Total
White	215	110	325	89.8%
Black / African American	8	2	10	2.8%
Am Indian / Alaska Native	3	5	8	2.2%
Asian	1	1	2	0.6%
Hawaiian/Pac. Islander	4	1	5	1.4%
Unknown	6	6	12	3.3%
<b>Total:</b>	<b>237</b>	<b>125</b>	<b>362</b>	
				% of Total
				65.5%
				34.5%

Offender				
Injuries	Male	Female	Total	% of Total
Minor	55	39	94	25.9%
Moderate	4	0	4	1.1%
No Visible	144	77	221	60.9%
Severe	0	0	0	0.0%

Offender				
Medical Attention	Male	Female	Total	% of Total
1st Aid	8	3	11	3.0%
Hospital	7	0	7	1.9%
None	145	80	225	62.0%
Refused	61	45	106	29.2%

Other Conditions	Offender			% of Total
	Male	Female	Total	
Alcohol/Drug Use Suspected	83	37	120	33.1%
DV Card Given	17	27	44	12.1%
PO in Effect	1	0	1	0.3%
Arrested	47	29	76	20.9%
None	1	0	1	0.3%

Victim Relationship to Offender	Totals	% of Total
Cohabitant	158	48.2%
Spouse	65	19.8%
Dating	110	33.5%
Child in Common	59	18.0%
Blood Relative	31	9.5%
Parent	29	8.8%
Child	20	6.1%
Former Spouse	6	1.8%
Former Dating	12	3.7%
Former Cohabitant	4	1.2%
Related by Marriage	8	2.4%

Victim Age Range	Male	Female	Total	% of Total
Under 18	9	8	17	5.2%
18-24	10	37	47	14.3%
25-34	21	62	83	25.3%
35-44	26	63	89	27.1%
45-54	15	25	40	12.2%
55-64	15	21	36	11.0%
65 over	8	7	15	4.6%
Unknown	0	1	1	0.3%
<b>Total:</b>	<b>104</b>	<b>224</b>	<b>328</b>	
				% of Total
				31.7%
				68.3%

Victim Race	Male	Female	Total	% of Total
White	95	206	301	91.8%
Black / African American	4	1	5	1.5%
Am Indian / Alaska Native	1	5	6	1.8%
Asian	0	3	3	0.9%
Hawaiian/Pac. Islander	2	0	2	0.6%
Unknown	2	9	11	3.4%
<b>Total:</b>	<b>104</b>	<b>224</b>	<b>328</b>	
				% of Total
				31.7%
				68.3%

Victim					% of Total
Injuries	Male	Female	Total		
Minor	49	107	156	47.6%	
Moderate	4	12	16	4.9%	
No Visible	47	100	147	44.8%	
Severe	0	1	1	0.3%	

Victim				% of Total
Medical Attention	Male	Female	Total	
1st Aid	4	15	19	5.8%
Hospital	5	13	18	5.5%
None	55	118	173	52.7%
Refused	43	92	135	41.2%

Other Conditions	Victim			% of Total
	Male	Female	Total	
Alcohol/Drug Use Suspected	21	54	75	22.9%
DV Card Given	32	89	121	36.9%
PO in Effect	3	5	8	2.4%
Arrested	2	1	3	0.9%
None	0	0	0	0.0%

Mitigating Circumstances for Primary Not Arrested	Male	Female	Total	% of Total
Aggressor undetermined	57	44	101	35.7%
Gone upon arrival	36	6	42	14.8%
No evidence of injury	49	37	86	30.4%
Not reported within 24 hours	11	9	20	7.1%
Other	19	11	30	10.6%
Unknown	3	1	4	1.4%
<b>Total:</b>	<b>175</b>	<b>108</b>	<b>283</b>	
				% of Total
				61.8%
				38.2%

Primary Aggressors	Male	Female	Total	% of Total
Arrested	82	45	127	35.0%
Not Arrested	158	78	236	65.0%
<b>Total:</b>	<b>240</b>	<b>123</b>	<b>363</b>	
				% of Total
				66.1%
				33.9%

Other Persons Involved	Male	Female	Total
Arrested	12	11	23

LYON COUNTY SO CY 2017

Day of Month	Totals	% of Total
1st	3	1.1%
2nd	8	2.8%
3rd	10	3.5%
4th	11	3.9%
5th	7	2.5%
6th	14	5.0%
7th	8	2.8%
8th	9	3.2%
9th	7	2.5%
10th	10	3.5%
11th	14	5.0%
12th	9	3.2%
13th	9	3.2%
14th	8	2.8%
15th	7	2.5%
16th	5	1.8%
17th	11	3.9%
18th	11	3.9%
19th	12	4.3%
20th	8	2.8%
21st	4	1.4%
22nd	8	2.8%
23rd	10	3.5%
24th	10	3.5%
25th	11	3.9%
26th	9	3.2%
27th	10	3.5%
28th	14	5.0%
29th	10	3.5%
30th	8	2.8%
31st	7	2.5%
<b>Total:</b>	<b>282</b>	

Time of Day	Totals	% of Total
0000-0259	24	8.4%
0300-0559	11	3.8%
0600-0859	18	6.3%
0900-1159	35	12.2%
1200-1459	36	12.6%
1500-1759	48	16.8%
1800-2059	67	23.4%
2100-2359	47	16.4%
<b>Total:</b>	<b>286</b>	

Weapon Used	Totals	% of Total
Blunt Object	11	3.9%
Handgun	2	0.7%
Hands/Fist/Feet	227	81.1%
Knife/Cutting Inst	7	2.5%
Other Firearm	1	0.4%
Other Weapon	11	3.9%
Unknown	21	7.5%
<b>Total:</b>	<b>280</b>	

Number of Children Present	Totals	% of Total
ages 0-3	64	32.5%
ages 4-6	30	15.2%
ages 7-9	26	13.2%
ages 10-12	30	15.2%
ages 13-15	25	12.7%
ages 16-18	15	7.6%
age unknown	7	3.6%
<b>Total:</b>	<b>197</b>	

Offender Age Range	Male	Female	Total	% of Total
Under 18	18	8	26	7.9%
18-24	27	23	50	15.2%
25-34	58	32	90	27.3%
35-44	47	12	59	17.9%
45-54	37	20	57	17.3%
55-64	23	8	31	9.4%
65 over	9	5	14	4.2%
Unknown	2	1	3	0.9%
<b>Total:</b>	<b>221</b>	<b>109</b>	<b>330</b>	
				% of Total
				67.0%
				33.0%

Offender Race	Male	Female	Total	% of Total
White	198	98	296	90.2%
Black / African American	8	2	10	3.0%
Am Indian / Alaska Native	3	4	7	2.1%
Asian	1	1	2	0.6%
Hawaiian/Pac. Islander	4	1	5	1.5%
Unknown	5	3	8	2.4%
<b>Total:</b>	<b>219</b>	<b>109</b>	<b>328</b>	
				% of Total
				66.8%
				33.2%

Injuries	Offender			% of Total
	Male	Female	Total	
Minor	49	34	83	25.2%
Moderate	4	0	4	1.2%
No Visible	134	68	202	61.2%
Severe	0	0	0	0.0%

Offender				
Medical Attention	Male	Female	Total	% of Total
1st Aid	8	3	11	3.3%
Hospital	7	0	7	2.1%
None	135	68	203	61.5%
Refused	54	42	96	29.1%

Other Conditions	Offender			% of Total
	Male	Female	Total	
Alcohol/Drug Use Suspected	82	36	118	35.8%
DV Card Given	16	24	40	12.1%
PO in Effect	1	0	1	0.3%
Arrested	46	27	73	22.1%
None	1	0	1	0.3%

Victim Relationship to Offender	Totals	% of Total
Cohabitant	139	47.1%
Spouse	62	21.0%
Dating	95	32.2%
Child in Common	50	16.9%
Blood Relative	30	10.2%
Parent	27	9.2%
Child	16	5.4%
Former Spouse	5	1.7%
Former Dating	11	3.7%
Former Cohabitant	3	1.0%
Related by Marriage	8	2.7%

Victim Age Range	Male	Female	Total	% of Total
Under 18	8	8	16	5.4%
18-24	9	32	41	13.9%
25-34	21	59	80	27.1%
35-44	23	57	80	27.1%
45-54	10	22	32	10.8%
55-64	13	19	32	10.8%
65 over	7	6	13	4.4%
Unknown	0	1	1	0.3%
<b>Total:</b>	<b>91</b>	<b>204</b>	<b>295</b>	
				% of Total
				30.8%
				69.2%

Victim Race	Male	Female	Total	% of Total
White	84	188	272	92.2%
Black / African American	4	1	5	1.7%
Am Indian / Alaska Native	0	4	4	1.4%
Asian	0	3	3	1.0%
Hawaiian/Pac. Islander	2	0	2	0.7%
Unknown	1	8	9	3.1%
<b>Total:</b>	<b>91</b>	<b>204</b>	<b>295</b>	
				% of Total
				30.8%
				69.2%

Injuries	Victim			% of Total
	Male	Female	Total	
Minor	42	96	138	46.8%
Moderate	4	11	15	5.1%
No Visible	42	93	135	45.8%
Severe	0	1	1	0.3%

Victim				% of Total
Medical Attention	Male	Female	Total	
1st Aid	4	15	19	6.4%
Hospital	5	11	16	5.4%
None	48	106	154	52.2%
Refused	38	87	125	42.4%

Other Conditions	Victim			% of Total
	Male	Female	Total	
Alcohol/Drug Use Suspected	20	52	72	24.4%
DV Card Given	28	84	112	38.0%
PO in Effect	3	5	8	2.7%
Arrested	2	1	3	1.0%
None	0	0	0	0.0%

Mitigating Circumstances for Primary Not Arrested	Male	Female	Total	% of Total
Aggressor undetermined	55	43	98	35.8%
Gone upon arrival	35	5	40	14.6%
No evidence of injury	47	35	82	29.9%
Not reported within 24 hours	11	9	20	7.3%
Other	19	11	30	10.9%
Unknown	3	1	4	1.5%
<b>Total:</b>	<b>170</b>	<b>104</b>	<b>274</b>	
				% of Total
				62.0%
				38.0%

Primary Aggressors	Male	Female	Total	% of Total
Arrested	71	36	107	32.3%
Not Arrested	151	73	224	67.7%
<b>Total:</b>	<b>222</b>	<b>109</b>	<b>331</b>	
				% of Total
				67.1%
				32.9%

Other Persons Involved	Male	Female	Total
Arrested	1	1	2

YERINGTON PD CY 2017

Day of Month	Totals	% of Total
1st	2	6.5%
2nd	0	0.0%
3rd	0	0.0%
4th	2	6.5%
5th	0	0.0%
6th	2	6.5%
7th	1	3.2%
8th	1	3.2%
9th	0	0.0%
10th	1	3.2%
11th	0	0.0%
12th	0	0.0%
13th	3	9.7%
14th	2	6.5%
15th	1	3.2%
16th	0	0.0%
17th	0	0.0%
18th	0	0.0%
19th	1	3.2%
20th	1	3.2%
21st	1	3.2%
22nd	1	3.2%
23rd	1	3.2%
24th	1	3.2%
25th	2	6.5%
26th	2	6.5%
27th	2	6.5%
28th	1	3.2%
29th	0	0.0%
30th	3	9.7%
31st	0	0.0%
<b>Total:</b>	<b>31</b>	

Time of Day	Totals	% of Total
0000-0259	6	19.4%
0300-0559	1	3.2%
0600-0859	2	6.5%
0900-1159	3	9.7%
1200-1459	4	12.9%
1500-1759	6	19.4%
1800-2059	3	9.7%
2100-2359	6	19.4%
<b>Total:</b>	<b>31</b>	

Weapon Used	Totals	% of Total
Blunt Object	0	0.0%
Handgun	0	0.0%
Hands/Fist/Feet	21	75.0%
Knife/Cutting Inst	3	10.7%
Other Firearm	0	0.0%
Other Weapon	2	7.1%
Unknown	2	7.1%
<b>Total:</b>	<b>28</b>	

Number of Children Present	Totals	% of Total
ages 0-3	13	44.8%
ages 4-6	6	20.7%
ages 7-9	4	13.8%
ages 10-12	6	20.7%
ages 13-15	0	0.0%
ages 16-18	0	0.0%
age unknown	0	0.0%
<b>Total:</b>	<b>29</b>	

Offender Age Range	Male	Female	Total	% of Total
Under 18	0	2	2	6.1%
18-24	6	3	9	27.3%
25-34	3	4	7	21.2%
35-44	4	4	8	24.2%
45-54	4	1	5	15.2%
55-64	0	1	1	3.0%
65 over	1	0	1	3.0%
Unknown	0	0	0	0.0%
<b>Total:</b>	<b>18</b>	<b>15</b>	<b>33</b>	
				% of Total
				54.5%
				45.5%

Offender Race	Male	Female	Total	% of Total
White	17	12	29	85.3%
Black / African American	0	0	0	0.0%
Am Indian / Alaska Native	0	1	1	2.9%
Asian	0	0	0	0.0%
Hawaiian/Pac. Islander	0	0	0	0.0%
Unknown	1	3	4	11.8%
<b>Total:</b>	<b>18</b>	<b>16</b>	<b>34</b>	
				% of Total
				52.9%
				47.1%

Injuries	Offender Male	Offender Female	Total	% of Total
Minor	6	5	11	33.3%
Moderate	0	0	0	0.0%
No Visible	10	9	19	57.6%
Severe	0	0	0	0.0%

Medical Attention	Offender Male	Offender Female	Total	% of Total
1st Aid	0	0	0	0.0%
Hospital	0	0	0	0.0%
None	10	12	22	66.7%
Refused	7	3	10	30.3%

Other Conditions	Offender Male	Offender Female	Total	% of Total
Alcohol/Drug Use Suspected	1	1	2	6.1%
DV Card Given	1	3	4	12.1%
PO in Effect	0	0	0	0.0%
Arrested	1	2	3	9.1%
None	0	0	0	0.0%

Victim Relationship to Offender	Totals	% of Total
Cohabitant	19	57.6%
Spouse	3	9.1%
Dating	15	45.5%
Child in Common	9	27.3%
Blood Relative	1	3.0%
Parent	2	6.1%
Child	4	12.1%
Former Spouse	1	3.0%
Former Dating	1	3.0%
Former Cohabitant	1	3.0%
Related by Marriage	0	0.0%

Victim Age Range	Male	Female	Total	% of Total
Under 18	1	0	1	6.1%
18-24	1	5	6	18.2%
25-34	0	3	3	9.1%
35-44	3	6	9	27.3%
45-54	5	3	8	24.2%
55-64	2	2	4	12.1%
65 over	1	1	2	6.1%
Unknown	0	0	0	0.0%
<b>Total:</b>	<b>13</b>	<b>20</b>	<b>33</b>	
				% of Total
				39.4%
				60.6%

Victim Race	Male	Female	Total	% of Total
White	11	18	29	87.9%
Black / African American	0	0	0	0.0%
Am Indian / Alaska Native	1	1	2	6.1%
Asian	0	0	0	0.0%
Hawaiian/Pac. Islander	0	0	0	0.0%
Unknown	1	1	2	6.1%
<b>Total:</b>	<b>13</b>	<b>20</b>	<b>33</b>	
				% of Total
				39.4%
				60.6%

Injuries	Victim Male	Victim Female	Total	% of Total
Minor	7	11	18	54.5%
Moderate	0	1	1	3.0%
No Visible	5	7	12	36.4%
Severe	0	0	0	0.0%

Medical Attention	Victim Male	Victim Female	Total	% of Total
1st Aid	0	0	0	0.0%
Hospital	0	2	2	6.1%
None	7	12	19	57.6%
Refused	5	5	10	30.3%

Other Conditions	Victim Male	Victim Female	Total	% of Total
Alcohol/Drug Use Suspected	1	2	3	9.1%
DV Card Given	4	5	9	27.3%
PO in Effect	0	0	0	0.0%
Arrested	0	0	0	0.0%
None	0	0	0	0.0%

Mitigating Circumstances for Primary Not Arrested	Male	Female	Total	% of Total
Aggressor undetermined	2	1	3	33.3%
Gone upon arrival	1	1	2	22.2%
No evidence of injury	2	2	4	44.4%
Not reported within 24 hours	0	0	0	0.0%
Other	0	0	0	0.0%
Unknown	0	0	0	0.0%
<b>Total:</b>	<b>5</b>	<b>4</b>	<b>9</b>	
				% of Total
				55.6%
				44.4%

Primary Aggressors	Male	Female	Total	% of Total
Arrested	11	9	20	62.5%
Not Arrested	7	5	12	37.5%
<b>Total:</b>	<b>18</b>	<b>14</b>	<b>32</b>	
				% of Total
				56.3%
				43.8%

Other Persons Involved	Male	Female	Total
Arrested	11	10	21

# MINERAL COUNTY SO CY 2017

Day of Month	Totals	% of Total
1st	2	2.0%
2nd	3	3.1%
3rd	4	4.1%
4th	3	3.1%
5th	5	5.1%
6th	3	3.1%
7th	3	3.1%
8th	2	2.0%
9th	0	0.0%
10th	1	1.0%
11th	2	2.0%
12th	3	3.1%
13th	1	1.0%
14th	3	3.1%
15th	3	3.1%
16th	5	5.1%
17th	1	1.0%
18th	3	3.1%
19th	5	5.1%
20th	1	1.0%
21st	5	5.1%
22nd	3	3.1%
23rd	5	5.1%
24th	3	3.1%
25th	3	3.1%
26th	3	3.1%
27th	3	3.1%
28th	0	0.0%
29th	5	5.1%
30th	15	15.3%
31st	0	0.0%
<b>Total:</b>	<b>98</b>	

Time of Day	Totals	% of Total
0000-0259	14	15.7%
0300-0559	6	6.7%
0600-0859	4	4.5%
0900-1159	4	4.5%
1200-1459	6	6.7%
1500-1759	11	12.4%
1800-2059	22	24.7%
2100-2359	22	24.7%
<b>Total:</b>	<b>89</b>	

Weapon Used	Totals	% of Total
Blunt Object	2	2.2%
Handgun	0	0.0%
Hands/Fist/Feet	81	91.0%
Knife/Cutting Inst	1	1.1%
Other Firearm	0	0.0%
Other Weapon	2	2.2%
Unknown	3	3.4%
<b>Total:</b>	<b>89</b>	

Number of Children Present	Totals	% of Total
ages 0-3	30	60.0%
ages 4-6	6	12.0%
ages 7-9	4	8.0%
ages 10-12	4	8.0%
ages 13-15	4	8.0%
ages 16-18	1	2.0%
age unknown	1	2.0%
<b>Total:</b>	<b>50</b>	

Offender Age Range	Male	Female	Total	% of Total
Under 18	0	2	2	2.1%
18-24	11	3	14	14.7%
25-34	24	8	32	33.7%
35-44	13	5	18	18.9%
45-54	7	6	13	13.7%
55-64	11	4	15	15.8%
65 over	1	0	1	1.1%
Unknown	0	0	0	0.0%
<b>Total:</b>	<b>67</b>	<b>28</b>	<b>95</b>	
% of Total		70.5%	29.5%	

Offender Race	Male	Female	Total	% of Total
White	59	25	84	89.4%
Black / African American	4	1	5	5.3%
Am Indian / Alaska Native	3	1	4	4.3%
Asian	0	0	0	0.0%
Hawaiian/Pac. Islander	0	0	0	0.0%
Unknown	0	1	1	1.1%
<b>Total:</b>	<b>66</b>	<b>28</b>	<b>94</b>	
% of Total		70.2%	29.8%	

Injuries	Offender Male	Offender Female	Total	% of Total
Minor	9	8	17	17.9%
Moderate	3	2	5	5.3%
No Visible	47	17	64	67.4%
Severe	1	0	1	1.1%

Medical Attention	Offender Male	Offender Female	Total	% of Total
1st Aid	0	1	1	1.1%
Hospital	3	6	9	9.5%
None	46	15	61	64.2%
Refused	12	6	18	18.9%

Other Conditions	Offender Male	Offender Female	Total	% of Total
Alcohol/Drug Use Suspected	34	22	56	58.9%
DV Card Given	4	6	10	10.5%
PO in Effect	0	0	0	0.0%
Arrested	51	21	72	75.8%
None	0	0	0	0.0%

Victim Relationship to Offender	Totals	% of Total
Cohabitant	16	16.5%
Spouse	21	21.6%
Dating	33	34.0%
Child in Common	10	10.3%
Blood Relative	8	8.2%
Parent	9	9.3%
Child	5	5.2%
Former Spouse	1	1.0%
Former Dating	4	4.1%
Former Cohabitant	1	1.0%
Related by Marriage	1	1.0%

Victim Age Range	Male	Female	Total	% of Total
Under 18	2	2	4	4.1%
18-24	2	17	19	19.6%
25-34	8	15	23	23.7%
35-44	7	16	23	23.7%
45-54	4	8	12	12.4%
55-64	5	6	11	11.3%
65 over	4	1	5	5.2%
Unknown	0	0	0	0.0%
<b>Total:</b>	<b>32</b>	<b>65</b>	<b>97</b>	
% of Total		33.0%	67.0%	

Victim Race	Male	Female	Total	% of Total
White	29	59	88	90.7%
Black / African American	2	2	4	4.1%
Am Indian / Alaska Native	0	4	4	4.1%
Asian	0	0	0	0.0%
Hawaiian/Pac. Islander	0	0	0	0.0%
Unknown	1	0	1	1.0%
<b>Total:</b>	<b>32</b>	<b>65</b>	<b>97</b>	
% of Total		33.0%	67.0%	

Injuries	Victim Male	Victim Female	Total	% of Total
Minor	13	38	51	52.6%
Moderate	6	2	8	8.2%
No Visible	12	21	33	34.0%
Severe	0	0	0	0.0%

Medical Attention	Victim Male	Victim Female	Total	% of Total
1st Aid	0	5	5	5.2%
Hospital	2	4	6	6.2%
None	15	29	44	45.4%
Refused	15	24	39	40.2%

Other Conditions	Victim Male	Victim Female	Total	% of Total
Alcohol/Drug Use Suspected	11	22	33	34.0%
DV Card Given	25	57	82	84.5%
PO in Effect	0	0	0	0.0%
Arrested	5	7	12	12.4%
None	0	0	0	0.0%

Mitigating Circumstances for Primary Not Arrested	Male	Female	Total	% of Total
Aggressor undetermined	0	0	0	0.0%
Gone upon arrival	6	1	7	77.8%
No evidence of injury	1	0	1	11.1%
Not reported within 24 hours	0	1	1	11.1%
Other	0	0	0	0.0%
Unknown	0	0	0	0.0%
<b>Total:</b>	<b>7</b>	<b>2</b>	<b>9</b>	
% of Total		77.8%	22.2%	

Primary Aggressors	Male	Female	Total	% of Total
Arrested	59	26	85	91.4%
Not Arrested	6	2	8	8.6%
<b>Total:</b>	<b>65</b>	<b>28</b>	<b>93</b>	
% of Total		69.9%	30.1%	

Other Persons Involved	Male	Female	Total
Arrested	0	0	0

NYE COUNTY SO CY 2017

Day of Month	Totals	% of Total
1st	11	3.5%
2nd	7	2.3%
3rd	15	4.8%
4th	12	3.9%
5th	6	1.9%
6th	10	3.2%
7th	10	3.2%
8th	10	3.2%
9th	12	3.9%
10th	9	2.9%
11th	7	2.3%
12th	13	4.2%
13th	9	2.9%
14th	15	4.8%
15th	10	3.2%
16th	10	3.2%
17th	15	4.8%
18th	9	2.9%
19th	4	1.3%
20th	8	2.6%
21st	14	4.5%
22nd	13	4.2%
23rd	8	2.6%
24th	9	2.9%
25th	15	4.8%
26th	7	2.3%
27th	8	2.6%
28th	12	3.9%
29th	11	3.5%
30th	7	2.3%
31st	5	1.6%
<b>Total:</b>	<b>311</b>	

Time of Day	Totals	% of Total
0000-0259	32	10.3%
0300-0559	15	4.8%
0600-0859	23	7.4%
0900-1159	33	10.6%
1200-1459	44	14.1%
1500-1759	58	18.6%
1800-2059	61	19.6%
2100-2359	45	14.5%
<b>Total:</b>	<b>311</b>	

Weapon Used	Totals	% of Total
Blunt Object	17	5.8%
Handgun	23	7.8%
Hands/Fist/Feet	224	76.5%
Knife/Cutting Inst	1	0.3%
Other Firearm	0	0.0%
Other Weapon	18	6.1%
Unknown	10	3.4%
<b>Total:</b>	<b>293</b>	

Number of Children Present	Totals	% of Total
ages 0-3	43	28.3%
ages 4-6	21	13.8%
ages 7-9	19	12.5%
ages 10-12	20	13.2%
ages 13-15	20	13.2%
ages 16-18	19	12.5%
age unknown	10	6.6%
<b>Total:</b>	<b>152</b>	

Offender Age Range	Male	Female	Total	% of Total
Under 18	13	12	25	7.6%
18-24	22	24	46	14.1%
25-34	66	30	96	29.4%
35-44	34	14	48	14.7%
45-54	44	17	61	18.7%
55-64	25	6	31	9.5%
65 over	11	4	15	4.6%
Unknown	4	1	5	1.5%
<b>Total:</b>	<b>219</b>	<b>108</b>	<b>327</b>	
% of Total		67.0%	33.0%	

Offender Race	Male	Female	Total	% of Total
White	187	85	272	83.2%
Black / African American	20	19	39	11.9%
Am Indian / Alaska Native	0	1	1	0.3%
Asian	0	1	1	0.3%
Hawaiian/Pac. Islander	2	0	2	0.6%
Unknown	10	2	12	3.7%
<b>Total:</b>	<b>219</b>	<b>108</b>	<b>327</b>	
% of Total		67.0%	33.0%	

Offender				
Injuries	Male	Female	Total	% of Total
Minor	44	18	62	19.0%
Moderate	3	4	7	2.1%
No Visible	132	75	207	63.3%
Severe	1	0	1	0.3%

Offender				
Medical Attention	Male	Female	Total	% of Total
1st Aid	2	2	4	1.2%
Hospital	12	3	15	4.6%
None	128	65	193	59.0%
Refused	48	37	85	26.0%

Other Conditions	Offender			% of Total
	Male	Female	Total	
Alcohol/Drug Use Suspected	70	34	104	31.8%
DV Card Given	0	0	0	0.0%
PO in Effect	3	1	4	1.2%
Arrested	98	54	152	46.5%
None	29	10	39	11.9%

Victim Relationship to Offender	Totals	% of Total
Cohabitant	139	41.0%
Spouse	48	14.2%
Dating	87	25.7%
Child in Common	50	14.7%
Blood Relative	36	10.6%
Parent	34	10.0%
Child	20	5.9%
Former Spouse	4	1.2%
Former Dating	17	5.0%
Former Cohabitant	6	1.8%
Related by Marriage	14	4.1%

Victim Age Range	Male	Female	Total	% of Total
Under 18	9	9	18	5.3%
18-24	10	28	38	11.2%
25-34	23	68	91	26.8%
35-44	21	45	66	19.5%
45-54	16	45	61	18.0%
55-64	18	34	52	15.3%
65 over	4	9	13	3.8%
Unknown	0	0	0	0.0%
<b>Total:</b>	<b>101</b>	<b>238</b>	<b>339</b>	
% of Total		29.8%	70.2%	

Victim Race	Male	Female	Total	% of Total
White	85	217	302	89.1%
Black / African American	10	12	22	6.5%
Am Indian / Alaska Native	0	0	0	0.0%
Asian	0	0	0	0.0%
Hawaiian/Pac. Islander	2	1	3	0.9%
Unknown	4	8	12	3.5%
<b>Total:</b>	<b>101</b>	<b>238</b>	<b>339</b>	
% of Total		29.8%	70.2%	

Injuries	Victim			% of Total
	Male	Female	Total	
Minor	49	114	163	48.1%
Moderate	9	31	40	11.8%
No Visible	36	89	125	36.9%
Severe	0	4	4	1.2%

Victim				% of Total
Medical Attention	Male	Female	Total	
1st Aid	9	10	19	5.6%
Hospital	8	23	31	9.1%
None	45	100	145	42.8%
Refused	44	112	156	46.0%

Other Conditions	Victim			% of Total
	Male	Female	Total	
Alcohol/Drug Use Suspected	22	37	59	17.4%
DV Card Given	31	88	119	35.1%
PO in Effect	4	3	7	2.1%
Arrested	0	0	0	0.0%
None	0	0	0	0.0%

Mitigating Circumstances for Primary Not Arrested	Male	Female	Total	% of Total
Aggressor undetermined	18	12	30	18.0%
Gone upon arrival	35	11	46	27.5%
No evidence of injury	29	10	39	23.4%
Not reported within 24 hours	18	7	25	15.0%
Other	12	11	23	13.8%
Unknown	3	1	4	2.4%
<b>Total:</b>	<b>115</b>	<b>52</b>	<b>167</b>	
% of Total		68.9%	31.1%	

Primary Aggressors	Male	Female	Total	% of Total
Arrested	126	63	189	58.2%
Not Arrested	92	44	136	41.8%
<b>Total:</b>	<b>218</b>	<b>107</b>	<b>325</b>	
% of Total		67.1%	32.9%	

Other Persons Involved	Male	Female	Total
Arrested	56	38	94

PERSHING COUNTY TOTAL CY 2017

Day of Month	Totals	% of Total
1st	1	2.9%
2nd	1	2.9%
3rd	2	5.9%
4th	1	2.9%
5th	1	2.9%
6th	1	2.9%
7th	1	2.9%
8th	1	2.9%
9th	0	0.0%
10th	2	5.9%
11th	1	2.9%
12th	2	5.9%
13th	1	2.9%
14th	3	8.8%
15th	0	0.0%
16th	1	2.9%
17th	2	5.9%
18th	0	0.0%
19th	0	0.0%
20th	1	2.9%
21st	0	0.0%
22nd	1	2.9%
23rd	4	11.8%
24th	0	0.0%
25th	0	0.0%
26th	1	2.9%
27th	0	0.0%
28th	3	8.8%
29th	1	2.9%
30th	1	2.9%
31st	1	2.9%
<b>Total:</b>	<b>34</b>	

Time of Day	Totals	% of Total
0000-0259	3	9.7%
0300-0559	3	9.7%
0600-0859	2	6.5%
0900-1159	1	3.2%
1200-1459	2	6.5%
1500-1759	7	22.6%
1800-2059	5	16.1%
2100-2359	8	25.8%
<b>Total:</b>	<b>31</b>	

Weapon Used	Totals	% of Total
Blunt Object	0	0.0%
Handgun	2	6.3%
Hands/Fist/Feet	27	84.4%
Knife/Cutting Inst	0	0.0%
Other Firearm	0	0.0%
Other Weapon	1	3.1%
Unknown	2	6.3%
<b>Total:</b>	<b>32</b>	

Number of Children Present	Totals	% of Total
ages 0-3	7	31.8%
ages 4-6	6	27.3%
ages 7-9	2	9.1%
ages 10-12	2	9.1%
ages 13-15	3	13.6%
ages 16-18	2	9.1%
age unknown	0	0.0%
<b>Total:</b>	<b>22</b>	

Offender Age Range	Male	Female	Total	% of Total
Under 18	2	0	2	5.0%
18-24	1	3	4	10.0%
25-34	6	6	12	30.0%
35-44	10	3	13	32.5%
45-54	3	3	6	15.0%
55-64	3	0	3	7.5%
65 over	0	0	0	0.0%
Unknown	0	0	0	0.0%
<b>Total:</b>	<b>25</b>	<b>15</b>	<b>40</b>	
% of Total	62.5%	37.5%		

Offender Race	Male	Female	Total	% of Total
White	23	14	37	94.9%
Black / African American	0	0	0	0.0%
Am Indian / Alaska Native	0	1	1	2.6%
Asian	0	0	0	0.0%
Hawaiian/Pac. Islander	0	0	0	0.0%
Unknown	1	0	1	2.6%
<b>Total:</b>	<b>24</b>	<b>15</b>	<b>39</b>	
% of Total	61.5%	38.5%		

Injuries	Offender Male	Offender Female	Total	% of Total
Minor	6	3	9	22.5%
Moderate	1	0	1	2.5%
No Visible	15	11	26	65.0%
Severe	0	0	0	0.0%

Medical Attention	Offender Male	Offender Female	Total	% of Total
1st Aid	1	0	1	2.5%
Hospital	2	0	2	5.0%
None	17	12	29	72.5%
Refused	3	3	6	15.0%

Other Conditions	Offender Male	Offender Female	Total	% of Total
Alcohol/Drug Use Suspected	10	8	18	45.0%
DV Card Given	1	1	2	5.0%
PO in Effect	0	0	0	0.0%
Arrested	7	5	12	30.0%
None	4	4	8	20.0%

Victim Relationship to Offender	Totals	% of Total
Cohabitant	8	21.1%
Spouse	11	28.9%
Dating	4	10.5%
Child in Common	2	5.3%
Blood Relative	0	0.0%
Parent	2	5.3%
Child	4	10.5%
Former Spouse	0	0.0%
Former Dating	1	2.6%
Former Cohabitant	0	0.0%
Related by Marriage	2	5.3%

Victim Age Range	Male	Female	Total	% of Total
Under 18	0	1	1	2.6%
18-24	6	2	8	21.1%
25-34	2	9	11	28.9%
35-44	4	8	12	31.6%
45-54	2	3	5	13.2%
55-64	1	0	1	2.6%
65 over	0	0	0	0.0%
Unknown	0	0	0	0.0%
<b>Total:</b>	<b>15</b>	<b>23</b>	<b>38</b>	
% of Total	39.5%	60.5%		

Victim Race	Male	Female	Total	% of Total
White	14	19	33	86.8%
Black / African American	0	1	1	2.6%
Am Indian / Alaska Native	0	0	0	0.0%
Asian	0	1	1	2.6%
Hawaiian/Pac. Islander	0	1	1	2.6%
Unknown	1	1	2	5.3%
<b>Total:</b>	<b>15</b>	<b>23</b>	<b>38</b>	
% of Total	39.5%	60.5%		

Injuries	Victim Male	Victim Female	Total	% of Total
Minor	7	14	21	55.3%
Moderate	2	1	3	7.9%
No Visible	5	6	11	28.9%
Severe	0	1	1	2.6%

Medical Attention	Victim Male	Victim Female	Total	% of Total
1st Aid	0	2	2	5.3%
Hospital	2	2	4	10.5%
None	9	9	18	47.4%
Refused	4	12	16	42.1%

Other Conditions	Victim Male	Victim Female	Total	% of Total
Alcohol/Drug Use Suspected	7	6	13	34.2%
DV Card Given	5	9	14	36.8%
PO in Effect	1	2	3	7.9%
Arrested	0	0	0	0.0%
None	4	6	10	26.3%

Mitigating Circumstances for Primary Not Arrested	Male	Female	Total	% of Total
Aggressor undetermined	2	1	3	15.0%
Gone upon arrival	3	0	3	15.0%
No evidence of injury	2	5	7	35.0%
Not reported within 24 hours	1	0	1	5.0%
Other	2	3	5	25.0%
Unknown	1	0	1	5.0%
<b>Total:</b>	<b>11</b>	<b>9</b>	<b>20</b>	
% of Total	55.0%	45.0%		

Primary Aggressors	Male	Female	Total	% of Total
Arrested	14	8	22	64.7%
Not Arrested	8	4	12	35.3%
<b>Total:</b>	<b>22</b>	<b>12</b>	<b>34</b>	
% of Total	64.7%	35.3%		

Other Persons Involved	Male	Female	Total
Arrested	0	0	0

PERSHING COUNTY SO CY 2017

Day of Month	Totals	% of Total
1st	0	0.0%
2nd	1	5.6%
3rd	0	0.0%
4th	1	5.6%
5th	0	0.0%
6th	0	0.0%
7th	0	0.0%
8th	1	5.6%
9th	0	0.0%
10th	0	0.0%
11th	0	0.0%
12th	2	11.1%
13th	1	5.6%
14th	3	16.7%
15th	0	0.0%
16th	1	5.6%
17th	1	5.6%
18th	0	0.0%
19th	0	0.0%
20th	0	0.0%
21st	0	0.0%
22nd	1	5.6%
23rd	1	5.6%
24th	0	0.0%
25th	0	0.0%
26th	1	5.6%
27th	0	0.0%
28th	1	5.6%
29th	1	5.6%
30th	1	5.6%
31st	1	5.6%
<b>Total:</b>	<b>18</b>	

Time of Day	Totals	% of Total
0000-0259	1	6.7%
0300-0559	2	13.3%
0600-0859	1	6.7%
0900-1159	1	6.7%
1200-1459	0	0.0%
1500-1759	4	26.7%
1800-2059	1	6.7%
2100-2359	5	33.3%
<b>Total:</b>	<b>15</b>	

Weapon Used	Totals	% of Total
Blunt Object	0	0.0%
Handgun	1	6.7%
Hands/Fist/Feet	13	86.7%
Knife/Cutting Inst	0	0.0%
Other Firearm	0	0.0%
Other Weapon	0	0.0%
Unknown	1	6.7%
<b>Total:</b>	<b>15</b>	

Number of Children Present	Totals	% of Total
ages 0-3	1	20.0%
ages 4-6	2	40.0%
ages 7-9	0	0.0%
ages 10-12	0	0.0%
ages 13-15	2	40.0%
ages 16-18	0	0.0%
age unknown	0	0.0%
<b>Total:</b>	<b>5</b>	

Offender Age Range	Male	Female	Total	% of Total
Under 18	0	0	0	0.0%
18-24	1	1	2	9.1%
25-34	2	3	5	22.7%
35-44	6	2	8	36.4%
45-54	2	2	4	18.2%
55-64	3	0	3	13.6%
65 over	0	0	0	0.0%
Unknown	0	0	0	0.0%
<b>Total:</b>	<b>14</b>	<b>8</b>	<b>22</b>	
				% of Total
				63.6%
				36.4%

Offender Race	Male	Female	Total	% of Total
White	12	8	20	95.2%
Black / African American	0	0	0	0.0%
Am Indian / Alaska Native	0	0	0	0.0%
Asian	0	0	0	0.0%
Hawaiian/Pac. Islander	0	0	0	0.0%
Unknown	1	0	1	4.8%
<b>Total:</b>	<b>13</b>	<b>8</b>	<b>21</b>	
				% of Total
				61.9%
				38.1%

Offender				
Injuries	Male	Female	Total	% of Total
Minor	3	2	5	22.7%
Moderate	1	0	1	4.5%
No Visible	7	5	12	54.5%
Severe	0	0	0	0.0%

Offender				
Medical Attention	Male	Female	Total	% of Total
1st Aid	1	0	1	4.5%
Hospital	1	0	1	4.5%
None	9	6	15	68.2%
Refused	2	2	4	18.2%

Other Conditions	Offender			% of Total
	Male	Female	Total	
Alcohol/Drug Use Suspected	8	5	13	59.1%
DV Card Given	0	1	1	4.5%
PO in Effect	0	0	0	0.0%
Arrested	4	4	8	36.4%
None	0	0	0	0.0%

Victim Relationship to Offender	Totals	% of Total
Cohabitant	3	14.3%
Spouse	7	33.3%
Dating	2	9.5%
Child in Common	0	0.0%
Blood Relative	0	0.0%
Parent	1	4.8%
Child	1	4.8%
Former Spouse	0	0.0%
Former Dating	1	4.8%
Former Cohabitant	0	0.0%
Related by Marriage	2	9.5%

Victim Age Range	Male	Female	Total	% of Total
Under 18	0	0	0	0.0%
18-24	2	2	4	19.0%
25-34	1	4	5	23.8%
35-44	3	5	8	38.1%
45-54	1	2	3	14.3%
55-64	1	0	1	4.8%
65 over	0	0	0	0.0%
Unknown	0	0	0	0.0%
<b>Total:</b>	<b>8</b>	<b>13</b>	<b>21</b>	
				% of Total
				38.1%
				61.9%

Victim Race	Male	Female	Total	% of Total
White	8	10	18	85.7%
Black / African American	0	1	1	4.8%
Am Indian / Alaska Native	0	0	0	0.0%
Asian	0	1	1	4.8%
Hawaiian/Pac. Islander	0	1	1	4.8%
Unknown	0	0	0	0.0%
<b>Total:</b>	<b>8</b>	<b>13</b>	<b>21</b>	
				% of Total
				38.1%
				61.9%

Injuries	Victim			% of Total
	Male	Female	Total	
Minor	3	8	11	52.4%
Moderate	1	0	1	4.8%
No Visible	3	4	7	33.3%
Severe	0	0	0	0.0%

Victim				% of Total
Medical Attention	Male	Female	Total	
1st Aid	0	2	2	9.5%
Hospital	1	0	1	4.8%
None	4	6	10	47.6%
Refused	3	7	10	47.6%

Other Conditions	Victim			% of Total
	Male	Female	Total	
Alcohol/Drug Use Suspected	5	6	11	52.4%
DV Card Given	4	5	9	42.9%
PO in Effect	1	2	3	14.3%
Arrested	0	0	0	0.0%
None	0	1	1	4.8%

Mitigating Circumstances for Primary Not Arrested	Male	Female	Total	% of Total
Aggressor undetermined	1	1	2	16.7%
Gone upon arrival	1	0	1	8.3%
No evidence of injury	2	2	4	33.3%
Not reported within 24 hours	0	0	0	0.0%
Other	2	2	4	33.3%
Unknown	1	0	1	8.3%
<b>Total:</b>	<b>7</b>	<b>5</b>	<b>12</b>	
				% of Total
				58.3%
				41.7%

Primary Aggressors	Male	Female	Total	% of Total
Arrested	8	5	13	65.0%
Not Arrested	5	2	7	35.0%
<b>Total:</b>	<b>13</b>	<b>7</b>	<b>20</b>	
				% of Total
				65.0%
				35.0%

Other Persons Involved	Male	Female	Total
Arrested	0	0	0



LOVELOCK PD CY 2017

Day of Month	Totals	% of Total
1st	1	6.3%
2nd	0	0.0%
3rd	2	12.5%
4th	0	0.0%
5th	1	6.3%
6th	1	6.3%
7th	1	6.3%
8th	0	0.0%
9th	0	0.0%
10th	2	12.5%
11th	1	6.3%
12th	0	0.0%
13th	0	0.0%
14th	0	0.0%
15th	0	0.0%
16th	0	0.0%
17th	1	6.3%
18th	0	0.0%
19th	0	0.0%
20th	1	6.3%
21st	0	0.0%
22nd	0	0.0%
23rd	3	18.8%
24th	0	0.0%
25th	0	0.0%
26th	0	0.0%
27th	0	0.0%
28th	2	12.5%
29th	0	0.0%
30th	0	0.0%
31st	0	0.0%
<b>Total:</b>	<b>16</b>	

Time of Day	Totals	% of Total
0000-0259	2	12.5%
0300-0559	1	6.3%
0600-0859	1	6.3%
0900-1159	0	0.0%
1200-1459	2	12.5%
1500-1759	3	18.8%
1800-2059	4	25.0%
2100-2359	3	18.8%
<b>Total:</b>	<b>16</b>	

Weapon Used	Totals	% of Total
Blunt Object	0	0.0%
Handgun	1	5.9%
Hands/Fist/Feet	14	82.4%
Knife/Cutting Inst	0	0.0%
Other Firearm	0	0.0%
Other Weapon	1	5.9%
Unknown	1	5.9%
<b>Total:</b>	<b>17</b>	

Number of Children Present	Totals	% of Total
ages 0-3	6	35.3%
ages 4-6	4	23.5%
ages 7-9	2	11.8%
ages 10-12	2	11.8%
ages 13-15	1	5.9%
ages 16-18	2	11.8%
age unknown	0	0.0%
<b>Total:</b>	<b>17</b>	

Offender Age Range	Male	Female	Total	% of Total
Under 18	2	0	2	11.1%
18-24	0	2	2	11.1%
25-34	4	3	7	38.9%
35-44	4	1	5	27.8%
45-54	1	1	2	11.1%
55-64	0	0	0	0.0%
65 over	0	0	0	0.0%
Unknown	0	0	0	0.0%
<b>Total:</b>	<b>11</b>	<b>7</b>	<b>18</b>	
				% of Total
				61.1%
				38.9%

Offender Race	Male	Female	Total	% of Total
White	11	6	17	94.4%
Black / African American	0	0	0	0.0%
Am Indian / Alaska Native	0	1	1	5.6%
Asian	0	0	0	0.0%
Hawaiian/Pac. Islander	0	0	0	0.0%
Unknown	0	0	0	0.0%
<b>Total:</b>	<b>11</b>	<b>7</b>	<b>18</b>	
				% of Total
				61.1%
				38.9%

Injuries	Offender			% of Total
	Male	Female	Total	
Minor	3	1	4	22.2%
Moderate	0	0	0	0.0%
No Visible	8	6	14	77.8%
Severe	0	0	0	0.0%

Offender				
Medical Attention	Male	Female	Total	% of Total
1st Aid	0	0	0	0.0%
Hospital	1	0	1	5.6%
None	8	6	14	77.8%
Refused	1	1	2	11.1%

Other Conditions	Offender			% of Total
	Male	Female	Total	
Alcohol/Drug Use Suspected	2	3	5	27.8%
DV Card Given	1	0	1	5.6%
PO in Effect	0	0	0	0.0%
Arrested	3	1	4	22.2%
None	4	4	8	44.4%

Victim Relationship to Offender	Totals	% of Total
Cohabitant	5	29.4%
Spouse	4	23.5%
Dating	2	11.8%
Child in Common	2	11.8%
Blood Relative	0	0.0%
Parent	1	5.9%
Child	3	17.6%
Former Spouse	0	0.0%
Former Dating	0	0.0%
Former Cohabitant	0	0.0%
Related by Marriage	0	0.0%

Victim Age Range	Male	Female	Total	% of Total
Under 18	0	1	1	5.9%
18-24	4	0	4	23.5%
25-34	1	5	6	35.3%
35-44	1	3	4	23.5%
45-54	1	1	2	11.8%
55-64	0	0	0	0.0%
65 over	0	0	0	0.0%
Unknown	0	0	0	0.0%
<b>Total:</b>	<b>7</b>	<b>10</b>	<b>17</b>	
				% of Total
				41.2%
				58.8%

Victim Race	Male	Female	Total	% of Total
White	6	9	15	88.2%
Black / African American	0	0	0	0.0%
Am Indian / Alaska Native	0	0	0	0.0%
Asian	0	0	0	0.0%
Hawaiian/Pac. Islander	0	0	0	0.0%
Unknown	1	1	2	11.8%
<b>Total:</b>	<b>7</b>	<b>10</b>	<b>17</b>	
				% of Total
				41.2%
				58.8%

Injuries	Victim			% of Total
	Male	Female	Total	
Minor	4	6	10	58.8%
Moderate	1	1	2	11.8%
No Visible	2	2	4	23.5%
Severe	0	1	1	5.9%

Victim				
Medical Attention	Male	Female	Total	% of Total
1st Aid	0	0	0	0.0%
Hospital	1	2	3	17.6%
None	5	3	8	47.1%
Refused	1	5	6	35.3%

Other Conditions	Victim			% of Total
	Male	Female	Total	
Alcohol/Drug Use Suspected	2	0	2	11.8%
DV Card Given	1	4	5	29.4%
PO in Effect	0	0	0	0.0%
Arrested	0	0	0	0.0%
None	4	5	9	52.9%

Mitigating Circumstances for Primary Not Arrested	Male	Female	Total	% of Total
Aggressor undetermined	1	0	1	12.5%
Gone upon arrival	2	0	2	25.0%
No evidence of injury	0	3	3	37.5%
Not reported within 24 hours	1	0	1	12.5%
Other	0	1	1	12.5%
Unknown	0	0	0	0.0%
<b>Total:</b>	<b>4</b>	<b>4</b>	<b>8</b>	
				% of Total
				50.0%
				50.0%

Primary Aggressors	Male	Female	Total	% of Total
Arrested	6	3	9	64.3%
Not Arrested	3	2	5	35.7%
<b>Total:</b>	<b>9</b>	<b>5</b>	<b>14</b>	
				% of Total
				64.3%
				35.7%

Other Persons Involved	Male	Female	Total
Arrested	0	0	0

# STOREY COUNTY SO CY 2017

Day of Month	Totals	% of Total
1st	6	23.1%
2nd	0	0.0%
3rd	2	7.7%
4th	3	11.5%
5th	1	3.8%
6th	1	3.8%
7th	0	0.0%
8th	0	0.0%
9th	1	3.8%
10th	1	3.8%
11th	0	0.0%
12th	1	3.8%
13th	0	0.0%
14th	0	0.0%
15th	1	3.8%
16th	1	3.8%
17th	1	3.8%
18th	0	0.0%
19th	0	0.0%
20th	0	0.0%
21st	0	0.0%
22nd	1	3.8%
23rd	1	3.8%
24th	0	0.0%
25th	0	0.0%
26th	1	3.8%
27th	0	0.0%
28th	1	3.8%
29th	1	3.8%
30th	0	0.0%
31st	2	7.7%
<b>Total:</b>	<b>26</b>	

Time of Day	Totals	% of Total
0000-0259	5	19.2%
0300-0559	1	3.8%
0600-0859	0	0.0%
0900-1159	1	3.8%
1200-1459	0	0.0%
1500-1759	5	19.2%
1800-2059	9	34.6%
2100-2359	5	19.2%
<b>Total:</b>	<b>26</b>	

Weapon Used	Totals	% of Total
Blunt Object	2	8.0%
Handgun	0	0.0%
Hands/Fist/Feet	14	56.0%
Knife/Cutting Inst	0	0.0%
Other Firearm	0	0.0%
Other Weapon	2	8.0%
Unknown	7	28.0%
<b>Total:</b>	<b>25</b>	

Number of Children Present	Totals	% of Total
ages 0-3	0	0.0%
ages 4-6	0	0.0%
ages 7-9	0	0.0%
ages 10-12	3	60.0%
ages 13-15	0	0.0%
ages 16-18	0	0.0%
age unknown	2	40.0%
<b>Total:</b>	<b>5</b>	

Offender Age Range	Male	Female	Total	% of Total
Under 18	0	0	0	0.0%
18-24	1	1	2	7.4%
25-34	3	3	6	22.2%
35-44	8	3	11	40.7%
45-54	2	2	4	14.8%
55-64	1	0	1	3.7%
65 over	2	1	3	11.1%
Unknown	0	0	0	0.0%
<b>Total:</b>	<b>17</b>	<b>10</b>	<b>27</b>	
				% of Total
				63.0%
				37.0%

Offender Race	Male	Female	Total	% of Total
White	13	10	23	85.2%
Black / African American	0	0	0	0.0%
Am Indian / Alaska Native	0	0	0	0.0%
Asian	0	0	0	0.0%
Hawaiian/Pac. Islander	0	0	0	0.0%
Unknown	4	0	4	14.8%
<b>Total:</b>	<b>17</b>	<b>10</b>	<b>27</b>	
				% of Total
				63.0%
				37.0%

Injuries	Offender			% of Total
	Male	Female	Total	
Minor	2	3	5	18.5%
Moderate	0	0	0	0.0%
No Visible	14	7	21	77.8%
Severe	0	0	0	0.0%

Offender				
Medical Attention	Male	Female	Total	% of Total
1st Aid	0	0	0	0.0%
Hospital	0	0	0	0.0%
None	16	8	24	88.9%
Refused	0	1	1	3.7%

Other Conditions	Offender			% of Total
	Male	Female	Total	
Alcohol/Drug Use Suspected	6	4	10	37.0%
DV Card Given	3	3	6	22.2%
PO in Effect	0	0	0	0.0%
Arrested	5	4	9	33.3%
None	6	3	9	33.3%

Victim Relationship to Offender	Totals	% of Total
Cohabitant	7	25.9%
Spouse	7	25.9%
Dating	4	14.8%
Child in Common	1	3.7%
Blood Relative	0	0.0%
Parent	2	7.4%
Child	0	0.0%
Former Spouse	1	3.7%
Former Dating	2	7.4%
Former Cohabitant	2	7.4%
Related by Marriage	0	0.0%

Victim Age Range	Male	Female	Total	% of Total
Under 18	0	0	0	0.0%
18-24	0	2	2	7.4%
25-34	1	4	5	18.5%
35-44	2	7	9	33.3%
45-54	2	2	4	14.8%
55-64	1	3	4	14.8%
65 over	3	0	3	11.1%
Unknown	0	0	0	0.0%
<b>Total:</b>	<b>9</b>	<b>18</b>	<b>27</b>	
				% of Total
				33.3%
				66.7%

Victim Race	Male	Female	Total	% of Total
White	5	15	20	74.1%
Black / African American	1	1	2	7.4%
Am Indian / Alaska Native	0	0	0	0.0%
Asian	0	0	0	0.0%
Hawaiian/Pac. Islander	0	0	0	0.0%
Unknown	3	2	5	18.5%
<b>Total:</b>	<b>9</b>	<b>18</b>	<b>27</b>	
				% of Total
				33.3%
				66.7%

Injuries	Victim			% of Total
	Male	Female	Total	
Minor	6	3	9	33.3%
Moderate	0	0	0	0.0%
No Visible	3	10	13	48.1%
Severe	0	0	0	0.0%

Victim				% of Total
Medical Attention	Male	Female	Total	
1st Aid	1	0	1	3.7%
Hospital	0	0	0	0.0%
None	7	13	20	74.1%
Refused	1	4	5	18.5%

Other Conditions	Victim			% of Total
	Male	Female	Total	
Alcohol/Drug Use Suspected	2	2	4	14.8%
DV Card Given	7	7	14	51.9%
PO in Effect	0	0	0	0.0%
Arrested	0	1	1	3.7%
None	2	6	8	29.6%

Mitigating Circumstances for Primary Not Arrested	Male	Female	Total	% of Total
Aggressor undetermined	1	2	3	16.7%
Gone upon arrival	0	0	0	0.0%
No evidence of injury	6	2	8	44.4%
Not reported within 24 hours	3	0	3	16.7%
Other	3	1	4	22.2%
Unknown	0	0	0	0.0%
<b>Total:</b>	<b>13</b>	<b>5</b>	<b>18</b>	
				% of Total
				72.2%
				27.8%

Primary Aggressors	Male	Female	Total	% of Total
Arrested	5	5	10	45.5%
Not Arrested	8	4	12	54.5%
<b>Total:</b>	<b>13</b>	<b>9</b>	<b>22</b>	
				% of Total
				59.1%
				40.9%

Other Persons Involved	Male	Female	Total
Arrested	0	0	0

# WASHOE COUNTY TOTAL CY 2017

Day of Month	Totals	% of Total
1st	121	3.6%
2nd	122	3.6%
3rd	108	3.2%
4th	140	4.2%
5th	114	3.4%
6th	120	3.6%
7th	94	2.8%
8th	100	3.0%
9th	112	3.3%
10th	122	3.6%
11th	108	3.2%
12th	88	2.6%
13th	82	2.4%
14th	122	3.6%
15th	99	2.9%
16th	129	3.8%
17th	109	3.2%
18th	120	3.6%
19th	104	3.1%
20th	108	3.2%
21st	120	3.6%
22nd	103	3.1%
23rd	120	3.6%
24th	109	3.2%
25th	103	3.1%
26th	101	3.0%
27th	86	2.6%
28th	107	3.2%
29th	100	3.0%
30th	109	3.2%
31st	78	2.3%
<b>Total:</b>	<b>3,358</b>	

Time of Day	Totals	% of Total
0000-0259	353	10.8%
0300-0559	188	5.7%
0600-0859	240	7.3%
0900-1159	364	11.1%
1200-1459	370	11.3%
1500-1759	510	15.6%
1800-2059	629	19.2%
2100-2359	618	18.9%
<b>Total:</b>	<b>3,272</b>	

Weapon Used	Totals	% of Total
Blunt Object	117	3.6%
Handgun	16	0.5%
Hands/Fist/Feet	2,223	68.5%
Knife/Cutting Inst	45	1.4%
Other Firearm	2	0.1%
Other Weapon	118	3.6%
Unknown	724	22.3%
<b>Total:</b>	<b>3,245</b>	

Number of Children Present	Totals	% of Total
ages 0-3	466	25.8%
ages 4-6	238	13.2%
ages 7-9	198	10.9%
ages 10-12	252	13.9%
ages 13-15	280	15.5%
ages 16-18	333	18.4%
age unknown	42	2.3%
<b>Total:</b>	<b>1,809</b>	

Offender Age Range	Male	Female	Total	% of Total
Under 18	131	107	238	7.5%
18-24	380	240	620	19.5%
25-34	636	304	940	29.5%
35-44	459	198	657	20.6%
45-54	302	157	459	14.4%
55-64	135	73	208	6.5%
65 over	36	19	55	1.7%
Unknown	3	2	5	0.2%
<b>Total:</b>	<b>2,082</b>	<b>1,100</b>	<b>3,182</b>	
% of Total	65.4%	34.6%		

Offender Race	Male	Female	Total	% of Total
White	1,633	907	2,540	79.6%
Black / African American	287	100	387	12.1%
Am Indian / Alaska Native	35	20	55	1.7%
Asian	41	33	74	2.3%
Hawaiian/Pac. Islander	32	9	41	1.3%
Unknown	63	29	92	2.9%
<b>Total:</b>	<b>2,091</b>	<b>1,098</b>	<b>3,189</b>	
% of Total	65.6%	34.4%		

Offender				
Injuries	Male	Female	Total	% of Total
Minor	309	166	475	14.9%
Moderate	26	13	39	1.2%
No Visible	880	428	1,308	41.1%
Severe	6	4	10	0.3%

Offender				
Medical Attention	Male	Female	Total	% of Total
1st Aid	192	45	237	7.4%
Hospital	45	23	68	2.1%
None	845	484	1,329	41.8%
Refused	261	163	424	13.3%

Other Conditions	Offender			% of Total
	Male	Female	Total	
Alcohol/Drug Use Suspected	829	309	1,138	35.8%
DV Card Given	1,162	630	1,792	56.3%
PO in Effect	6	3	9	0.3%
Arrested	507	251	758	23.8%
None	429	190	619	19.5%

Victim Relationship to Offender	Totals	% of Total
Cohabitant	902	24.3%
Spouse	466	12.6%
Dating	967	26.1%
Child in Common	396	10.7%
Blood Relative	266	7.2%
Parent	192	5.2%
Child	182	4.9%
Former Spouse	23	0.6%
Former Dating	222	6.0%
Former Cohabitant	44	1.2%
Related by Marriage	41	1.1%

Victim Age Range	Male	Female	Total	% of Total
Under 18	105	120	225	6.1%
18-24	215	492	707	19.1%
25-34	349	699	1,048	28.3%
35-44	229	501	730	19.7%
45-54	215	361	576	15.5%
55-64	120	174	294	7.9%
65 over	63	62	125	3.4%
Unknown	0	0	0	0.0%
<b>Total:</b>	<b>1,296</b>	<b>2,409</b>	<b>3,705</b>	
% of Total	35.0%	65.0%		

Victim Race	Male	Female	Total	% of Total
White	1,081	1,986	3,067	82.9%
Black / African American	142	204	346	9.4%
Am Indian / Alaska Native	16	48	64	1.7%
Asian	14	71	85	2.3%
Hawaiian/Pac. Islander	4	24	28	0.8%
Unknown	38	70	108	2.9%
<b>Total:</b>	<b>1,295</b>	<b>2,403</b>	<b>3,698</b>	
% of Total	35.0%	65.0%		

Injuries	Victim			% of Total
	Male	Female	Total	
Minor	375	747	1,122	30.3%
Moderate	57	127	184	5.0%
No Visible	369	746	1,115	30.1%
Severe	9	22	31	0.8%

Victim				% of Total
Medical Attention	Male	Female	Total	
1st Aid	53	187	240	6.5%
Hospital	35	117	152	4.1%
None	473	773	1,246	33.6%
Refused	297	622	919	24.8%

Other Conditions	Victim			% of Total
	Male	Female	Total	
Alcohol/Drug Use Suspected	271	452	723	19.5%
DV Card Given	842	1,664	2,506	67.6%
PO in Effect	5	7	12	0.3%
Arrested	223	404	627	16.9%
None	83	63	146	3.9%

Mitigating Circumstances for Primary Not Arrested	Male	Female	Total	% of Total
Aggressor undetermined	425	319	744	32.2%
Gone upon arrival	442	114	556	24.1%
No evidence of injury	318	153	471	20.4%
Not reported within 24 hours	85	20	105	4.5%
Other	94	47	141	6.1%
Unknown	190	101	291	12.6%
<b>Total:</b>	<b>1,554</b>	<b>754</b>	<b>2,308</b>	
% of Total	67.3%	32.7%		

Primary Aggressors	Male	Female	Total	% of Total
Arrested	669	462	1,131	38.6%
Not Arrested	1,074	725	1,799	61.4%
<b>Total:</b>	<b>1,743</b>	<b>1,187</b>	<b>2,930</b>	
% of Total	59.5%	40.5%		

Other Persons Involved	Male	Female	Total
Arrested	11	3	14

RENO PD CY 2017

Day of Month	Totals	% of Total
1st	74	3.4%
2nd	72	3.3%
3rd	68	3.1%
4th	89	4.1%
5th	66	3.1%
6th	74	3.4%
7th	59	2.7%
8th	59	2.7%
9th	71	3.3%
10th	77	3.6%
11th	82	3.8%
12th	62	2.9%
13th	52	2.4%
14th	81	3.8%
15th	64	3.0%
16th	76	3.5%
17th	76	3.5%
18th	84	3.9%
19th	72	3.3%
20th	64	3.0%
21st	83	3.8%
22nd	79	3.7%
23rd	78	3.6%
24th	71	3.3%
25th	70	3.2%
26th	53	2.5%
27th	61	2.8%
28th	68	3.1%
29th	66	3.1%
30th	57	2.6%
31st	52	2.4%
<b>Total:</b>	<b>2,160</b>	

Time of Day	Totals	% of Total
0000-0259	245	11.3%
0300-0559	132	6.1%
0600-0859	173	8.0%
0900-1159	242	11.2%
1200-1459	252	11.7%
1500-1759	321	14.9%
1800-2059	397	18.4%
2100-2359	398	18.4%
<b>Total:</b>	<b>2,160</b>	

Weapon Used	Totals	% of Total
Blunt Object	57	2.6%
Handgun	6	0.3%
Hands/Fist/Feet	1,279	59.4%
Knife/Cutting Inst	28	1.3%
Other Firearm	2	0.1%
Other Weapon	69	3.2%
Unknown	711	33.0%
<b>Total:</b>	<b>2,152</b>	

Number of Children Present	Totals	% of Total
ages 0-3	269	23.4%
ages 4-6	137	11.9%
ages 7-9	97	8.4%
ages 10-12	141	12.3%
ages 13-15	204	17.8%
ages 16-18	277	24.1%
age unknown	24	2.1%
<b>Total:</b>	<b>1,149</b>	

Offender Age Range	Male	Female	Total	% of Total
Under 18	58	56	114	6.1%
18-24	210	150	360	19.4%
25-34	361	187	548	29.6%
35-44	266	133	399	21.5%
45-54	168	107	275	14.8%
55-64	78	51	129	7.0%
65 over	18	11	29	1.6%
Unknown	0	0	0	0.0%
<b>Total:</b>	<b>1,159</b>	<b>695</b>	<b>1,854</b>	
% of Total		62.5%	37.5%	

Offender Race	Male	Female	Total	% of Total
White	861	562	1,423	76.8%
Black / African American	193	73	266	14.3%
Am Indian / Alaska Native	23	8	31	1.7%
Asian	30	26	56	3.0%
Hawaiian/Pac. Islander	7	2	9	0.5%
Unknown	45	24	69	3.7%
<b>Total:</b>	<b>1,159</b>	<b>695</b>	<b>1,854</b>	
% of Total		62.5%	37.5%	

Offender				
Injuries	Male	Female	Total	% of Total
Minor	99	71	170	9.2%
Moderate	14	8	22	1.2%
No Visible	287	185	472	25.5%
Severe	6	4	10	0.5%

Offender				
Medical Attention	Male	Female	Total	% of Total
1st Aid	19	13	32	1.7%
Hospital	20	14	34	1.8%
None	310	210	520	28.0%
Refused	120	98	218	11.8%

Other Conditions	Offender			% of Total
	Male	Female	Total	
Alcohol/Drug Use Suspected	459	191	650	35.1%
DV Card Given	1,047	527	1,574	84.9%
PO in Effect	4	3	7	0.4%
Arrested	392	215	607	32.7%
None	77	60	137	7.4%

Victim Relationship to Offender	Totals	% of Total
Cohabitant	707	30.2%
Spouse	252	10.8%
Dating	580	24.8%
Child in Common	284	12.1%
Blood Relative	123	5.3%
Parent	116	5.0%
Child	81	3.5%
Former Spouse	16	0.7%
Former Dating	154	6.6%
Former Cohabitant	39	1.7%
Related by Marriage	26	1.1%

Victim Age Range	Male	Female	Total	% of Total
Under 18	73	73	146	6.2%
18-24	133	316	449	19.2%
25-34	223	424	647	27.6%
35-44	150	319	469	20.0%
45-54	130	242	372	15.9%
55-64	79	108	187	8.0%
65 over	38	34	72	3.1%
Unknown	0	0	0	0.0%
<b>Total:</b>	<b>826</b>	<b>1,516</b>	<b>2,342</b>	
% of Total		35.3%	64.7%	

Victim Race	Male	Female	Total	% of Total
White	673	1,218	1,891	80.8%
Black / African American	99	153	252	10.8%
Am Indian / Alaska Native	9	27	36	1.5%
Asian	12	47	59	2.5%
Hawaiian/Pac. Islander	0	13	13	0.6%
Unknown	33	57	90	3.8%
<b>Total:</b>	<b>826</b>	<b>1,515</b>	<b>2,341</b>	
% of Total		35.3%	64.7%	

Injuries	Victim			% of Total
	Male	Female	Total	
Minor	146	344	490	20.9%
Moderate	35	79	114	4.9%
No Visible	159	347	506	21.6%
Severe	4	16	20	0.9%

Victim				% of Total
Medical Attention	Male	Female	Total	
1st Aid	26	69	95	4.1%
Hospital	14	66	80	3.4%
None	207	367	574	24.5%
Refused	137	326	463	19.8%

Other Conditions	Victim			% of Total
	Male	Female	Total	
Alcohol/Drug Use Suspected	156	287	443	18.9%
DV Card Given	492	1,003	1,495	63.8%
PO in Effect	2	4	6	0.3%
Arrested	221	403	624	26.6%
None	15	5	20	0.9%

Mitigating Circumstances for Primary Not Arrested	Male	Female	Total	% of Total
Aggressor undetermined	224	185	409	25.8%
Gone upon arrival	303	84	387	24.4%
No evidence of injury	228	130	358	22.6%
Not reported within 24 hours	45	10	55	3.5%
Other	61	35	96	6.0%
Unknown	183	99	282	17.8%
<b>Total:</b>	<b>1,044</b>	<b>543</b>	<b>1,587</b>	
% of Total		65.8%	34.2%	

Primary Aggressors	Male	Female	Total	% of Total
Arrested	548	278	826	34.3%
Not Arrested	1,044	538	1,582	65.7%
<b>Total:</b>	<b>1,592</b>	<b>816</b>	<b>2,408</b>	
% of Total		66.1%	33.9%	

Other Persons Involved	Male	Female	Total
Arrested	8	1	9

RENO-TAHOE AIRPORT AUTHORITY PD CY 2017

Day of Month	Totals	% of Total
1st	0	0.0%
2nd	1	25.0%
3rd	0	0.0%
4th	0	0.0%
5th	0	0.0%
6th	0	0.0%
7th	1	25.0%
8th	0	0.0%
9th	0	0.0%
10th	0	0.0%
11th	0	0.0%
12th	0	0.0%
13th	0	0.0%
14th	0	0.0%
15th	0	0.0%
16th	0	0.0%
17th	0	0.0%
18th	0	0.0%
19th	0	0.0%
20th	0	0.0%
21st	0	0.0%
22nd	0	0.0%
23rd	1	25.0%
24th	0	0.0%
25th	0	0.0%
26th	1	25.0%
27th	0	0.0%
28th	0	0.0%
29th	0	0.0%
30th	0	0.0%
31st	0	0.0%
<b>Total:</b>	<b>4</b>	

Time of Day	Totals	% of Total
0000-0259	0	0.0%
0300-0559	0	0.0%
0600-0859	2	50.0%
0900-1159	1	25.0%
1200-1459	0	0.0%
1500-1759	0	0.0%
1800-2059	0	0.0%
2100-2359	1	25.0%
<b>Total:</b>	<b>4</b>	

Weapon Used	Totals	% of Total
Blunt Object	0	0.0%
Handgun	0	0.0%
Hands/Fist/Feet	4	100.0%
Knife/Cutting Inst	0	0.0%
Other Firearm	0	0.0%
Other Weapon	0	0.0%
Unknown	0	0.0%
<b>Total:</b>	<b>4</b>	

Number of Children Present	Totals	% of Total
ages 0-3	0	
ages 4-6	0	
ages 7-9	0	
ages 10-12	0	
ages 13-15	0	
ages 16-18	0	
age unknown	0	
<b>Total:</b>	<b>0</b>	

Offender Age Range	Male	Female	Total	% of Total
Under 18	0	1	1	25.0%
18-24	1	1	2	50.0%
25-34	1	0	1	25.0%
35-44	0	0	0	0.0%
45-54	0	0	0	0.0%
55-64	0	0	0	0.0%
65 over	0	0	0	0.0%
Unknown	0	0	0	0.0%
<b>Total:</b>	<b>2</b>	<b>2</b>	<b>4</b>	
				% of Total
				50.0%
				50.0%

Offender Race	Male	Female	Total	% of Total
White	2	1	3	75.0%
Black / African American	0	0	0	0.0%
Am Indian / Alaska Native	0	1	1	25.0%
Asian	0	0	0	0.0%
Hawaiian/Pac. Islander	0	0	0	0.0%
Unknown	0	0	0	0.0%
<b>Total:</b>	<b>2</b>	<b>2</b>	<b>4</b>	
				% of Total
				50.0%
				50.0%

Offender				
Injuries	Male	Female	Total	% of Total
Minor	0	0	0	0.0%
Moderate	0	0	0	0.0%
No Visible	2	1	3	75.0%
Severe	0	0	0	0.0%

Offender				
Medical Attention	Male	Female	Total	% of Total
1st Aid	0	0	0	0.0%
Hospital	0	0	0	0.0%
None	2	1	3	75.0%
Refused	0	0	0	0.0%

Other Conditions	Offender			% of Total
	Male	Female	Total	
Alcohol/Drug Use Suspected	0	0	0	0.0%
DV Card Given	0	0	0	0.0%
PO in Effect	0	0	0	0.0%
Arrested	1	0	1	25.0%
None	1	1	2	50.0%

Victim Relationship to Offender	Totals	% of Total
Cohabitant	1	25.0%
Spouse	0	0.0%
Dating	2	50.0%
Child in Common	0	0.0%
Blood Relative	0	0.0%
Parent	0	0.0%
Child	0	0.0%
Former Spouse	0	0.0%
Former Dating	0	0.0%
Former Cohabitant	0	0.0%
Related by Marriage	0	0.0%

Victim Age Range	Male	Female	Total	% of Total
Under 18	0	0	0	0.0%
18-24	1	2	3	75.0%
25-34	0	0	0	0.0%
35-44	1	0	1	25.0%
45-54	0	0	0	0.0%
55-64	0	0	0	0.0%
65 over	0	0	0	0.0%
Unknown	0	0	0	0.0%
<b>Total:</b>	<b>2</b>	<b>2</b>	<b>4</b>	
				% of Total
				50.0%
				50.0%

Victim Race	Male	Female	Total	% of Total
White	1	2	3	75.0%
Black / African American	0	0	0	0.0%
Am Indian / Alaska Native	0	0	0	0.0%
Asian	0	0	0	0.0%
Hawaiian/Pac. Islander	0	0	0	0.0%
Unknown	1	0	1	25.0%
<b>Total:</b>	<b>2</b>	<b>2</b>	<b>4</b>	
				% of Total
				50.0%
				50.0%

Victim				
Injuries	Male	Female	Total	% of Total
Minor	0	0	0	0.0%
Moderate	0	1	1	25.0%
No Visible	1	1	2	50.0%
Severe	0	0	0	0.0%

Victim				% of Total
Medical Attention	Male	Female	Total	
1st Aid	0	1	1	25.0%
Hospital	0	0	0	0.0%
None	0	1	1	25.0%
Refused	0	0	0	0.0%

Other Conditions	Victim			% of Total
	Male	Female	Total	
Alcohol/Drug Use Suspected	0	0	0	0.0%
DV Card Given	1	0	1	25.0%
PO in Effect	0	0	0	0.0%
Arrested	0	0	0	0.0%
None	1	2	3	75.0%

Mitigating Circumstances for Primary Not Arrested	Male	Female	Total	% of Total
Aggressor undetermined	1	0	1	20.0%
Gone upon arrival	1	1	2	40.0%
No evidence of injury	1	1	2	40.0%
Not reported within 24 hours	0	0	0	0.0%
Other	0	0	0	0.0%
Unknown	0	0	0	0.0%
<b>Total:</b>	<b>3</b>	<b>2</b>	<b>5</b>	
				% of Total
				60.0%
				40.0%

Primary Aggressors	Male	Female	Total	% of Total
Arrested	1	1	2	40.0%
Not Arrested	2	1	3	60.0%
<b>Total:</b>	<b>3</b>	<b>2</b>	<b>5</b>	
				% of Total
				60.0%
				40.0%

Other Persons Involved	Male	Female	Total
Arrested	0	0	0

SPARKS PD CY 2017

Day of Month	Totals	% of Total
1st	43	4.5%
2nd	38	3.9%
3rd	28	2.9%
4th	39	4.0%
5th	41	4.3%
6th	35	3.6%
7th	30	3.1%
8th	29	3.0%
9th	32	3.3%
10th	42	4.4%
11th	22	2.3%
12th	22	2.3%
13th	26	2.7%
14th	27	2.8%
15th	32	3.3%
16th	40	4.2%
17th	26	2.7%
18th	32	3.3%
19th	27	2.8%
20th	32	3.3%
21st	28	2.9%
22nd	20	2.1%
23rd	35	3.6%
24th	28	2.9%
25th	26	2.7%
26th	36	3.7%
27th	22	2.3%
28th	34	3.5%
29th	32	3.3%
30th	44	4.6%
31st	15	1.6%
<b>Total:</b>	<b>963</b>	

Time of Day	Totals	% of Total
0000-0259	94	10.8%
0300-0559	50	5.7%
0600-0859	43	4.9%
0900-1159	89	10.2%
1200-1459	95	10.9%
1500-1759	149	17.1%
1800-2059	184	21.1%
2100-2359	168	19.3%
<b>Total:</b>	<b>872</b>	

Weapon Used	Totals	% of Total
Blunt Object	53	6.1%
Handgun	7	0.8%
Hands/Fist/Feet	749	85.9%
Knife/Cutting Inst	12	1.4%
Other Firearm	0	0.0%
Other Weapon	39	4.5%
Unknown	12	1.4%
<b>Total:</b>	<b>872</b>	

Number of Children Present	Totals	% of Total
ages 0-3	172	32.9%
ages 4-6	85	16.3%
ages 7-9	79	15.1%
ages 10-12	92	17.6%
ages 13-15	52	9.9%
ages 16-18	39	7.5%
age unknown	4	0.8%
<b>Total:</b>	<b>523</b>	

Offender Age Range	Male	Female	Total	% of Total
Under 18	57	33	90	8.3%
18-24	143	80	223	20.6%
25-34	229	98	327	30.1%
35-44	163	49	212	19.5%
45-54	101	42	143	13.2%
55-64	48	14	62	5.7%
65 over	16	7	23	2.1%
Unknown	3	2	5	0.5%
<b>Total:</b>	<b>760</b>	<b>325</b>	<b>1,085</b>	
% of Total	70.0%	30.0%		

Offender Race	Male	Female	Total	% of Total
White	626	273	899	82.2%
Black / African American	85	25	110	10.1%
Am Indian / Alaska Native	10	9	19	1.7%
Asian	9	6	15	1.4%
Hawaiian/Pac. Islander	25	7	32	2.9%
Unknown	14	5	19	1.7%
<b>Total:</b>	<b>769</b>	<b>325</b>	<b>1,094</b>	
% of Total	70.3%	29.7%		

Injuries	Offender Male	Offender Female	Total	% of Total
Minor	177	78	255	23.5%
Moderate	10	3	13	1.2%
No Visible	573	227	800	73.7%
Severe	0	0	0	0.0%

Medical Attention	Offender Male	Offender Female	Total	% of Total
1st Aid	164	25	189	17.4%
Hospital	18	4	22	2.0%
None	470	242	712	65.6%
Refused	108	54	162	14.9%

Other Conditions	Offender Male	Offender Female	Total	% of Total
Alcohol/Drug Use Suspected	313	100	413	38.1%
DV Card Given	96	100	196	18.1%
PO in Effect	0	0	0	0.0%
Arrested	109	34	143	13.2%
None	342	126	468	43.1%

Victim Relationship to Offender	Totals	% of Total
Cohabitant	138	12.4%
Spouse	159	14.3%
Dating	312	28.1%
Child in Common	83	7.5%
Blood Relative	112	10.1%
Parent	47	4.2%
Child	78	7.0%
Former Spouse	5	0.5%
Former Dating	55	5.0%
Former Cohabitant	4	0.4%
Related by Marriage	10	0.9%

Victim Age Range	Male	Female	Total	% of Total
Under 18	26	31	57	5.1%
18-24	66	151	217	19.6%
25-34	109	232	341	30.7%
35-44	60	145	205	18.5%
45-54	64	98	162	14.6%
55-64	37	51	88	7.9%
65 over	18	21	39	3.5%
Unknown	0	0	0	0.0%
<b>Total:</b>	<b>380</b>	<b>729</b>	<b>1,109</b>	
% of Total	34.3%	65.7%		

Victim Race	Male	Female	Total	% of Total
White	325	626	951	85.8%
Black / African American	40	48	88	7.9%
Am Indian / Alaska Native	7	17	24	2.2%
Asian	2	20	22	2.0%
Hawaiian/Pac. Islander	4	11	15	1.4%
Unknown	2	6	8	0.7%
<b>Total:</b>	<b>380</b>	<b>728</b>	<b>1,108</b>	
% of Total	34.3%	65.7%		

Injuries	Victim Male	Victim Female	Total	% of Total
Minor	185	328	513	46.3%
Moderate	12	31	43	3.9%
No Visible	203	368	571	51.5%
Severe	5	2	7	0.6%

Medical Attention	Victim Male	Victim Female	Total	% of Total
1st Aid	18	85	103	9.3%
Hospital	17	36	53	4.8%
None	237	364	601	54.2%
Refused	133	243	376	33.9%

Other Conditions	Victim Male	Victim Female	Total	% of Total
Alcohol/Drug Use Suspected	99	136	235	21.2%
DV Card Given	316	598	914	82.4%
PO in Effect	2	1	3	0.3%
Arrested	2	1	3	0.3%
None	62	47	109	9.8%

Mitigating Circumstances for Primary Not Arrested	Male	Female	Total	% of Total
Aggressor undetermined	197	133	330	48.2%
Gone upon arrival	127	28	155	22.7%
No evidence of injury	88	21	109	15.9%
Not reported within 24 hours	37	7	44	6.4%
Other	33	10	43	6.3%
Unknown	3	0	3	0.4%
<b>Total:</b>	<b>485</b>	<b>199</b>	<b>684</b>	
% of Total	70.9%	29.1%		

Primary Aggressors	Male	Female	Total	% of Total
Arrested	1	125	126	41.6%
Not Arrested	0	177	177	58.4%
<b>Total:</b>	<b>1</b>	<b>302</b>	<b>303</b>	
% of Total	0.3%	99.7%		

Other Persons Involved	Male	Female	Total
Arrested	3	2	5

UNR PD CY 2017

Day of Month	Totals	% of Total
1st	0	0.0%
2nd	0	0.0%
3rd	0	0.0%
4th	1	25.0%
5th	0	0.0%
6th	0	0.0%
7th	0	0.0%
8th	0	0.0%
9th	1	25.0%
10th	0	0.0%
11th	0	0.0%
12th	0	0.0%
13th	0	0.0%
14th	0	0.0%
15th	0	0.0%
16th	0	0.0%
17th	0	0.0%
18th	0	0.0%
19th	0	0.0%
20th	0	0.0%
21st	0	0.0%
22nd	0	0.0%
23rd	0	0.0%
24th	1	25.0%
25th	0	0.0%
26th	1	25.0%
27th	0	0.0%
28th	0	0.0%
29th	0	0.0%
30th	0	0.0%
31st	0	0.0%
<b>Total:</b>	<b>4</b>	

Time of Day	Totals	% of Total
0000-0259	1	25.0%
0300-0559	0	0.0%
0600-0859	0	0.0%
0900-1159	0	0.0%
1200-1459	1	25.0%
1500-1759	2	50.0%
1800-2059	0	0.0%
2100-2359	0	0.0%
<b>Total:</b>	<b>4</b>	

Weapon Used	Totals	% of Total
Blunt Object	0	0.0%
Handgun	0	0.0%
Hands/Fist/Feet	4	100.0%
Knife/Cutting Inst	0	0.0%
Other Firearm	0	0.0%
Other Weapon	0	0.0%
Unknown	0	0.0%
<b>Total:</b>	<b>4</b>	

Number of Children Present	Totals	% of Total
ages 0-3	0	
ages 4-6	0	
ages 7-9	0	
ages 10-12	0	
ages 13-15	0	
ages 16-18	0	
age unknown	0	
<b>Total:</b>	<b>0</b>	

Offender Age Range	Male	Female	Total	% of Total
Under 18	1	0	1	25.0%
18-24	1	0	1	25.0%
25-34	1	0	1	25.0%
35-44	0	0	0	0.0%
45-54	1	0	1	25.0%
55-64	0	0	0	0.0%
65 over	0	0	0	0.0%
Unknown	0	0	0	0.0%
<b>Total:</b>	<b>4</b>	<b>0</b>	<b>4</b>	
% of Total				100.0% 0.0%

Offender Race	Male	Female	Total	% of Total
White	3	0	3	75.0%
Black / African American	1	0	1	25.0%
Am Indian / Alaska Native	0	0	0	0.0%
Asian	0	0	0	0.0%
Hawaiian/Pac. Islander	0	0	0	0.0%
Unknown	0	0	0	0.0%
<b>Total:</b>	<b>4</b>	<b>0</b>	<b>4</b>	
% of Total				100.0% 0.0%

Injuries	Offender Male	Offender Female	Total	% of Total
Minor	1	0	1	25.0%
Moderate	0	0	0	0.0%
No Visible	1	0	1	25.0%
Severe	0	0	0	0.0%

Medical Attention	Offender Male	Offender Female	Total	% of Total
1st Aid	1	0	1	25.0%
Hospital	0	0	0	0.0%
None	1	0	1	25.0%
Refused	0	0	0	0.0%

Other Conditions	Offender Male	Offender Female	Total	% of Total
Alcohol/Drug Use Suspected	2	0	2	50.0%
DV Card Given	0	0	0	0.0%
PO in Effect	0	0	0	0.0%
Arrested	4	0	4	100.0%
None	0	0	0	0.0%

Victim Relationship to Offender	Totals	% of Total
Cohabitant	1	25.0%
Spouse	1	25.0%
Dating	0	0.0%
Child in Common	0	0.0%
Blood Relative	1	25.0%
Parent	0	0.0%
Child	0	0.0%
Former Spouse	0	0.0%
Former Dating	0	0.0%
Former Cohabitant	0	0.0%
Related by Marriage	1	25.0%

Victim Age Range	Male	Female	Total	% of Total
Under 18	0	0	0	0.0%
18-24	1	1	2	50.0%
25-34	0	0	0	0.0%
35-44	1	1	2	50.0%
45-54	0	0	0	0.0%
55-64	0	0	0	0.0%
65 over	0	0	0	0.0%
Unknown	0	0	0	0.0%
<b>Total:</b>	<b>2</b>	<b>2</b>	<b>4</b>	
% of Total				50.0% 50.0%

Victim Race	Male	Female	Total	% of Total
White	2	1	3	75.0%
Black / African American	0	1	1	25.0%
Am Indian / Alaska Native	0	0	0	0.0%
Asian	0	0	0	0.0%
Hawaiian/Pac. Islander	0	0	0	0.0%
Unknown	0	0	0	0.0%
<b>Total:</b>	<b>2</b>	<b>2</b>	<b>4</b>	
% of Total				50.0% 50.0%

Injuries	Victim Male	Victim Female	Total	% of Total
Minor	0	0	0	0.0%
Moderate	2	0	2	50.0%
No Visible	0	2	2	50.0%
Severe	0	0	0	0.0%

Medical Attention	Victim Male	Victim Female	Total	% of Total
1st Aid	1	0	1	25.0%
Hospital	1	0	1	25.0%
None	0	1	1	25.0%
Refused	0	1	1	25.0%

Other Conditions	Victim Male	Victim Female	Total	% of Total
Alcohol/Drug Use Suspected	0	1	1	25.0%
DV Card Given	1	1	2	50.0%
PO in Effect	0	0	0	0.0%
Arrested	0	0	0	0.0%
None	0	1	1	25.0%

Mitigating Circumstances for Primary Not Arrested	Male	Female	Total	% of Total
Aggressor undetermined	0	0	0	
Gone upon arrival	0	0	0	
No evidence of injury	0	0	0	
Not reported within 24 hours	0	0	0	
Other	0	0	0	
Unknown	0	0	0	
<b>Total:</b>	<b>0</b>	<b>0</b>	<b>0</b>	
% of Total				#DIV/0! #DIV/0!

Primary Aggressors	Male	Female	Total	% of Total
Arrested	4	0	4	100.0%
Not Arrested	0	0	0	0.0%
<b>Total:</b>	<b>4</b>	<b>0</b>	<b>4</b>	
% of Total				100.0% 0.0%

Other Persons Involved	Male	Female	Total
Arrested	0	0	0

WASHOE COUNTY SD PD CY 2017

Day of Month	Totals	% of Total
1st	0	0.0%
2nd	1	12.5%
3rd	0	0.0%
4th	0	0.0%
5th	1	12.5%
6th	1	12.5%
7th	0	0.0%
8th	1	12.5%
9th	0	0.0%
10th	0	0.0%
11th	0	0.0%
12th	0	0.0%
13th	0	0.0%
14th	1	12.5%
15th	0	0.0%
16th	1	12.5%
17th	0	0.0%
18th	0	0.0%
19th	0	0.0%
20th	1	12.5%
21st	0	0.0%
22nd	0	0.0%
23rd	0	0.0%
24th	0	0.0%
25th	0	0.0%
26th	0	0.0%
27th	0	0.0%
28th	0	0.0%
29th	0	0.0%
30th	1	12.5%
31st	0	0.0%
<b>Total:</b>	<b>8</b>	

Time of Day	Totals	% of Total
0000-0259	0	0.0%
0300-0559	0	0.0%
0600-0859	1	12.5%
0900-1159	5	62.5%
1200-1459	1	12.5%
1500-1759	1	12.5%
1800-2059	0	0.0%
2100-2359	0	0.0%
<b>Total:</b>	<b>8</b>	

Weapon Used	Totals	% of Total
Blunt Object	0	0.0%
Handgun	0	0.0%
Hands/Fist/Feet	8	88.9%
Knife/Cutting Inst	0	0.0%
Other Firearm	0	0.0%
Other Weapon	0	0.0%
Unknown	1	11.1%
<b>Total:</b>	<b>9</b>	

Number of Children Present	Totals	% of Total
ages 0-3	0	0.0%
ages 4-6	0	0.0%
ages 7-9	1	33.3%
ages 10-12	0	0.0%
ages 13-15	1	33.3%
ages 16-18	1	33.3%
age unknown	0	0.0%
<b>Total:</b>	<b>3</b>	

Offender Age Range	Male	Female	Total	% of Total
Under 18	2	6	8	88.9%
18-24	0	0	0	0.0%
25-34	0	0	0	0.0%
35-44	0	0	0	0.0%
45-54	0	0	0	0.0%
55-64	0	1	1	11.1%
65 over	0	0	0	0.0%
Unknown	0	0	0	0.0%
<b>Total:</b>	<b>2</b>	<b>7</b>	<b>9</b>	
				% of Total
				22.2%
				77.8%

Offender Race	Male	Female	Total	% of Total
White	1	7	8	88.9%
Black / African American	1	0	1	11.1%
Am Indian / Alaska Native	0	0	0	0.0%
Asian	0	0	0	0.0%
Hawaiian/Pac. Islander	0	0	0	0.0%
Unknown	0	0	0	0.0%
<b>Total:</b>	<b>2</b>	<b>7</b>	<b>9</b>	
				% of Total
				22.2%
				77.8%

Injuries	Offender			% of Total
	Male	Female	Total	
Minor	0	1	1	11.1%
Moderate	0	0	0	0.0%
No Visible	1	6	7	77.8%
Severe	0	0	0	0.0%

Offender				
Medical Attention	Male	Female	Total	% of Total
1st Aid	0	0	0	0.0%
Hospital	0	0	0	0.0%
None	1	4	5	55.6%
Refused	0	0	0	0.0%

Other Conditions	Offender			% of Total
	Male	Female	Total	
Alcohol/Drug Use Suspected	0	0	0	0.0%
DV Card Given	0	0	0	0.0%
PO in Effect	0	0	0	0.0%
Arrested	1	2	3	33.3%
None	0	0	0	0.0%

Victim Relationship to Offender	Totals	% of Total
Cohabitant	0	0.0%
Spouse	0	0.0%
Dating	2	22.2%
Child in Common	1	11.1%
Blood Relative	3	33.3%
Parent	1	11.1%
Child	0	0.0%
Former Spouse	0	0.0%
Former Dating	2	22.2%
Former Cohabitant	0	0.0%
Related by Marriage	0	0.0%

Victim Age Range	Male	Female	Total	% of Total
Under 18	1	6	7	77.8%
18-24	0	0	0	0.0%
25-34	0	0	0	0.0%
35-44	1	0	1	11.1%
45-54	0	1	1	11.1%
55-64	0	0	0	0.0%
65 over	0	0	0	0.0%
Unknown	0	0	0	0.0%
<b>Total:</b>	<b>2</b>	<b>7</b>	<b>9</b>	
				% of Total
				22.2%
				77.8%

Victim Race	Male	Female	Total	% of Total
White	2	7	9	100.0%
Black / African American	0	0	0	0.0%
Am Indian / Alaska Native	0	0	0	0.0%
Asian	0	0	0	0.0%
Hawaiian/Pac. Islander	0	0	0	0.0%
Unknown	0	0	0	0.0%
<b>Total:</b>	<b>2</b>	<b>7</b>	<b>9</b>	
				% of Total
				22.2%
				77.8%

Injuries	Victim			% of Total
	Male	Female	Total	
Minor	0	4	4	44.4%
Moderate	0	1	1	11.1%
No Visible	2	2	4	44.4%
Severe	0	0	0	0.0%

Victim				
Medical Attention	Male	Female	Total	% of Total
1st Aid	0	2	2	22.2%
Hospital	0	0	0	0.0%
None	2	5	7	77.8%
Refused	0	0	0	0.0%

Other Conditions	Victim			% of Total
	Male	Female	Total	
Alcohol/Drug Use Suspected	0	0	0	0.0%
DV Card Given	0	1	1	11.1%
PO in Effect	0	0	0	0.0%
Arrested	0	0	0	0.0%
None	1	0	1	11.1%

Mitigating Circumstances for Primary Not Arrested	Male	Female	Total	% of Total
Aggressor undetermined	0	0	0	0.0%
Gone upon arrival	0	0	0	0.0%
No evidence of injury	0	0	0	0.0%
Not reported within 24 hours	0	0	0	0.0%
Other	0	1	1	100.0%
Unknown	0	0	0	0.0%
<b>Total:</b>	<b>0</b>	<b>1</b>	<b>1</b>	
				% of Total
				0.0%
				100.0%

Primary Aggressors	Male	Female	Total	% of Total
Arrested	2	6	8	100.0%
Not Arrested	0	0	0	0.0%
<b>Total:</b>	<b>2</b>	<b>6</b>	<b>8</b>	
				% of Total
				25.0%
				75.0%

Other Persons Involved	Male	Female	Total
Arrested	0	0	0



WASHOE COUNTY SO CY 2017

Day of Month	Totals	% of Total
1st	4	1.8%
2nd	10	4.6%
3rd	12	5.5%
4th	11	5.0%
5th	6	2.7%
6th	10	4.6%
7th	4	1.8%
8th	11	5.0%
9th	8	3.7%
10th	3	1.4%
11th	4	1.8%
12th	4	1.8%
13th	4	1.8%
14th	13	5.9%
15th	3	1.4%
16th	12	5.5%
17th	7	3.2%
18th	4	1.8%
19th	5	2.3%
20th	11	5.0%
21st	9	4.1%
22nd	4	1.8%
23rd	6	2.7%
24th	9	4.1%
25th	7	3.2%
26th	10	4.6%
27th	3	1.4%
28th	5	2.3%
29th	2	0.9%
30th	7	3.2%
31st	11	5.0%
<b>Total:</b>	<b>219</b>	

Time of Day	Totals	% of Total
0000-0259	13	5.8%
0300-0559	6	2.7%
0600-0859	21	9.4%
0900-1159	27	12.1%
1200-1459	21	9.4%
1500-1759	37	16.5%
1800-2059	48	21.4%
2100-2359	51	22.8%
<b>Total:</b>	<b>224</b>	

Weapon Used	Totals	% of Total
Blunt Object	7	3.4%
Handgun	3	1.5%
Hands/Fist/Feet	179	87.7%
Knife/Cutting Inst	5	2.5%
Other Firearm	0	0.0%
Other Weapon	10	4.9%
Unknown	0	0.0%
<b>Total:</b>	<b>204</b>	

Number of Children Present	Totals	% of Total
ages 0-3	25	18.7%
ages 4-6	16	11.9%
ages 7-9	21	15.7%
ages 10-12	19	14.2%
ages 13-15	23	17.2%
ages 16-18	16	11.9%
age unknown	14	10.4%
<b>Total:</b>	<b>134</b>	

Offender Age Range	Male	Female	Total	% of Total
Under 18	13	11	24	10.6%
18-24	25	9	34	15.0%
25-34	44	19	63	27.9%
35-44	30	16	46	20.4%
45-54	32	8	40	17.7%
55-64	9	7	16	7.1%
65 over	2	1	3	1.3%
Unknown	0	0	0	0.0%
<b>Total:</b>	<b>155</b>	<b>71</b>	<b>226</b>	
				% of Total
				68.6%
				31.4%

Offender Race	Male	Female	Total	% of Total
White	140	64	204	91.1%
Black / African American	7	2	9	4.0%
Am Indian / Alaska Native	2	2	4	1.8%
Asian	2	1	3	1.3%
Hawaiian/Pac. Islander	0	0	0	0.0%
Unknown	4	0	4	1.8%
<b>Total:</b>	<b>155</b>	<b>69</b>	<b>224</b>	
				% of Total
				69.2%
				30.8%

Offender				
Injuries	Male	Female	Total	% of Total
Minor	32	16	48	21.2%
Moderate	2	2	4	1.8%
No Visible	16	9	25	11.1%
Severe	0	0	0	0.0%

Offender				
Medical Attention	Male	Female	Total	% of Total
1st Aid	8	7	15	6.6%
Hospital	7	5	12	5.3%
None	61	27	88	38.9%
Refused	33	11	44	19.5%

Other Conditions	Offender			% of Total
	Male	Female	Total	
Alcohol/Drug Use Suspected	55	18	73	32.3%
DV Card Given	19	3	22	9.7%
PO in Effect	2	0	2	0.9%
Arrested	0	0	0	0.0%
None	9	3	12	5.3%

Victim Relationship to Offender	Totals	% of Total
Cohabitant	55	23.2%
Spouse	54	22.8%
Dating	71	30.0%
Child in Common	28	11.8%
Blood Relative	27	11.4%
Parent	28	11.8%
Child	23	9.7%
Former Spouse	2	0.8%
Former Dating	11	4.6%
Former Cohabitant	1	0.4%
Related by Marriage	4	1.7%

Victim Age Range	Male	Female	Total	% of Total
Under 18	5	10	15	6.3%
18-24	14	22	36	15.2%
25-34	17	43	60	25.3%
35-44	16	36	52	21.9%
45-54	21	20	41	17.3%
55-64	4	15	19	8.0%
65 over	7	7	14	5.9%
Unknown	0	0	0	0.0%
<b>Total:</b>	<b>84</b>	<b>153</b>	<b>237</b>	
				% of Total
				35.4%
				64.6%

Victim Race	Male	Female	Total	% of Total
White	78	132	210	90.5%
Black / African American	3	2	5	2.2%
Am Indian / Alaska Native	0	4	4	1.7%
Asian	0	4	4	1.7%
Hawaiian/Pac. Islander	0	0	0	0.0%
Unknown	2	7	9	3.9%
<b>Total:</b>	<b>83</b>	<b>149</b>	<b>232</b>	
				% of Total
				35.8%
				64.2%

Injuries	Victim			% of Total
	Male	Female	Total	
Minor	44	71	115	48.5%
Moderate	8	15	23	9.7%
No Visible	4	26	30	12.7%
Severe	0	4	4	1.7%

Victim				
Medical Attention	Male	Female	Total	% of Total
1st Aid	8	30	38	16.0%
Hospital	3	15	18	7.6%
None	27	35	62	26.2%
Refused	27	52	79	33.3%

Other Conditions	Victim			% of Total
	Male	Female	Total	
Alcohol/Drug Use Suspected	16	28	44	18.6%
DV Card Given	32	61	93	39.2%
PO in Effect	1	2	3	1.3%
Arrested	0	0	0	0.0%
None	4	8	12	5.1%

Mitigating Circumstances for Primary Not Arrested	Male	Female	Total	% of Total
Aggressor undetermined	3	1	4	12.9%
Gone upon arrival	11	1	12	38.7%
No evidence of injury	1	1	2	6.5%
Not reported within 24 hours	3	3	6	19.4%
Other	0	1	1	3.2%
Unknown	4	2	6	19.4%
<b>Total:</b>	<b>22</b>	<b>9</b>	<b>31</b>	
				% of Total
				71.0%
				29.0%

Primary Aggressors	Male	Female	Total	% of Total
Arrested	113	52	165	81.7%
Not Arrested	28	9	37	18.3%
<b>Total:</b>	<b>141</b>	<b>61</b>	<b>202</b>	
				% of Total
				69.8%
				30.2%

Other Persons Involved	Male	Female	Total
Arrested	0	0	0

RENO MUNI COURT CY 2017

Day of Month	Totals	% of Total
1st	0	
2nd	0	
3rd	0	
4th	0	
5th	0	
6th	0	
7th	0	
8th	0	
9th	0	
10th	0	
11th	0	
12th	0	
13th	0	
14th	0	
15th	0	
16th	0	
17th	0	
18th	0	
19th	0	
20th	0	
21st	0	
22nd	0	
23rd	0	
24th	0	
25th	0	
26th	0	
27th	0	
28th	0	
29th	0	
30th	0	
31st	0	
<b>Total:</b>	<b>0</b>	

Time of Day	Totals	% of Total
0000-0259	0	
0300-0559	0	
0600-0859	0	
0900-1159	0	
1200-1459	0	
1500-1759	0	
1800-2059	0	
2100-2359	0	
<b>Total:</b>	<b>0</b>	

Weapon Used	Totals	% of Total
Blunt Object	0	
Handgun	0	
Hands/Fist/Feet	0	
Knife/Cutting Inst	0	
Other Firearm	0	
Other Weapon	0	
Unknown	0	
<b>Total:</b>	<b>0</b>	

Number of Children Present	Totals	% of Total
ages 0-3	0	
ages 4-6	0	
ages 7-9	0	
ages 10-12	0	
ages 13-15	0	
ages 16-18	0	
age unknown	0	
<b>Total:</b>	<b>0</b>	

Offender Age Range	Male	Female	Total	% of Total
Under 18	0	0	0	
18-24	0	0	0	
25-34	0	0	0	
35-44	0	0	0	
45-54	0	0	0	
55-64	0	0	0	
65 over	0	0	0	
Unknown	0	0	0	
<b>Total:</b>	<b>0</b>	<b>0</b>	<b>0</b>	
% of Total				

Offender Race	Male	Female	Total	% of Total
White	0	0	0	
Black / African American	0	0	0	
Am Indian / Alaska Native	0	0	0	
Asian	0	0	0	
Hawaiian/Pac. Islander	0	0	0	
Unknown	0	0	0	
<b>Total:</b>	<b>0</b>	<b>0</b>	<b>0</b>	
% of Total				

Injuries	Offender	Male	Female	Total	% of Total
Minor	0	0	0	0	
Moderate	0	0	0	0	
No Visible	0	0	0	0	
Severe	0	0	0	0	

Medical Attention	Offender	Male	Female	Total	% of Total
1st Aid	0	0	0	0	
Hospital	0	0	0	0	
None	0	0	0	0	
Refused	0	0	0	0	

Other Conditions	Offender	Male	Female	Total	% of Total
Alcohol/Drug Use Suspected	0	0	0	0	
DV Card Given	0	0	0	0	
PO in Effect	0	0	0	0	
Arrested	0	0	0	0	
None	0	0	0	0	

Victim Relationship to Offender	Totals	% of Total
Cohabitant	0	
Spouse	0	
Dating	0	
Child in Common	0	
Blood Relative	0	
Parent	0	
Child	0	
Former Spouse	0	
Former Dating	0	
Former Cohabitant	0	
Related by Marriage	0	

Victim Age Range	Male	Female	Total	% of Total
Under 18	0	0	0	
18-24	0	0	0	
25-34	0	0	0	
35-44	0	0	0	
45-54	0	0	0	
55-64	0	0	0	
65 over	0	0	0	
Unknown	0	0	0	
<b>Total:</b>	<b>0</b>	<b>0</b>	<b>0</b>	
% of Total				

Victim Race	Male	Female	Total	% of Total
White	0	0	0	
Black / African American	0	0	0	
Am Indian / Alaska Native	0	0	0	
Asian	0	0	0	
Hawaiian/Pac. Islander	0	0	0	
Unknown	0	0	0	
<b>Total:</b>	<b>0</b>	<b>0</b>	<b>0</b>	
% of Total				

Injuries	Victim	Male	Female	Total	% of Total
Minor	0	0	0	0	
Moderate	0	0	0	0	
No Visible	0	0	0	0	
Severe	0	0	0	0	

Medical Attention	Victim	Male	Female	Total	% of Total
1st Aid	0	0	0	0	
Hospital	0	0	0	0	
None	0	0	0	0	
Refused	0	0	0	0	

Other Conditions	Victim	Male	Female	Total	% of Total
Alcohol/Drug Use Suspected	0	0	0	0	
DV Card Given	0	0	0	0	
PO in Effect	0	0	0	0	
Arrested	0	0	0	0	
None	0	0	0	0	

Mitigating Circumstances for Primary Not Arrested	Male	Female	Total	% of Total
Aggressor undetermined	0	0	0	
Gone upon arrival	0	0	0	
No evidence of injury	0	0	0	
Not reported within 24 hours	0	0	0	
Other	0	0	0	
Unknown	0	0	0	
<b>Total:</b>	<b>0</b>	<b>0</b>	<b>0</b>	
% of Total #DIV/0! #DIV/0!				

Primary Aggressors	Male	Female	Total	% of Total
Arrested	0	0	0	
Not Arrested	0	0	0	
<b>Total:</b>	<b>0</b>	<b>0</b>	<b>0</b>	
% of Total #DIV/0! #DIV/0!				

Other Persons Involved	Male	Female	Total
Arrested	0	0	0

WHITE PINE CO SO CY 2017

Day of Month	Totals	% of Total
1st	9	5.8%
2nd	7	4.5%
3rd	11	7.1%
4th	8	5.1%
5th	3	1.9%
6th	8	5.1%
7th	3	1.9%
8th	1	0.6%
9th	4	2.6%
10th	6	3.8%
11th	7	4.5%
12th	7	4.5%
13th	8	5.1%
14th	5	3.2%
15th	4	2.6%
16th	2	1.3%
17th	7	4.5%
18th	1	0.6%
19th	6	3.8%
20th	6	3.8%
21st	6	3.8%
22nd	4	2.6%
23rd	7	4.5%
24th	6	3.8%
25th	3	1.9%
26th	4	2.6%
27th	1	0.6%
28th	4	2.6%
29th	2	1.3%
30th	4	2.6%
31st	2	1.3%
<b>Total:</b>	<b>156</b>	

Time of Day	Totals	% of Total
0000-0259	11	7.7%
0300-0559	5	3.5%
0600-0859	7	4.9%
0900-1159	19	13.3%
1200-1459	26	18.2%
1500-1759	21	14.7%
1800-2059	34	23.8%
2100-2359	20	14.0%
<b>Total:</b>	<b>143</b>	

Weapon Used	Totals	% of Total
Blunt Object	4	4.0%
Handgun	1	1.0%
Hands/Fist/Feet	83	83.8%
Knife/Cutting Inst	1	1.0%
Other Firearm	1	1.0%
Other Weapon	2	2.0%
Unknown	7	7.1%
<b>Total:</b>	<b>99</b>	

Number of Children Present	Totals	% of Total
ages 0-3	16	33.3%
ages 4-6	4	8.3%
ages 7-9	5	10.4%
ages 10-12	4	8.3%
ages 13-15	12	25.0%
ages 16-18	7	14.6%
age unknown	0	0.0%
<b>Total:</b>	<b>48</b>	

Offender Age Range	Male	Female	Total	% of Total
Under 18	6	5	11	8.2%
18-24	8	6	14	10.4%
25-34	32	19	51	38.1%
35-44	18	6	24	17.9%
45-54	8	2	10	7.5%
55-64	15	6	21	15.7%
65 over	2	1	3	2.2%
Unknown	0	0	0	0.0%
<b>Total:</b>	<b>89</b>	<b>45</b>	<b>134</b>	
				% of Total
				66.4%
				33.6%

Offender Race	Male	Female	Total	% of Total
White	71	43	114	85.1%
Black / African American	4	0	4	3.0%
Am Indian / Alaska Native	12	1	13	9.7%
Asian	0	1	1	0.7%
Hawaiian/Pac. Islander	2	0	2	1.5%
Unknown	0	0	0	0.0%
<b>Total:</b>	<b>89</b>	<b>45</b>	<b>134</b>	
				% of Total
				66.4%
				33.6%

Offender				
Injuries	Male	Female	Total	% of Total
Minor	7	6	13	9.7%
Moderate	1	0	1	0.7%
No Visible	81	38	119	88.8%
Severe	0	1	1	0.7%

Offender				
Medical Attention	Male	Female	Total	% of Total
1st Aid	0	0	0	0.0%
Hospital	2	2	4	3.0%
None	85	39	124	92.5%
Refused	2	4	6	4.5%

Other Conditions	Offender			% of Total
	Male	Female	Total	
Alcohol/Drug Use Suspected	17	5	22	16.4%
DV Card Given	0	0	0	0.0%
PO in Effect	2	0	2	1.5%
Arrested	24	11	35	26.1%
None	44	31	75	56.0%

Victim Relationship to Offender	Totals	% of Total
Cohabitant	3	2.4%
Spouse	19	15.2%
Dating	45	36.0%
Child in Common	23	18.4%
Blood Relative	11	8.8%
Parent	13	10.4%
Child	5	4.0%
Former Spouse	3	2.4%
Former Dating	7	5.6%
Former Cohabitant	1	0.8%
Related by Marriage	2	1.6%

Victim Age Range	Male	Female	Total	% of Total
Under 18	3	8	11	8.2%
18-24	7	12	19	15.2%
25-34	12	23	35	28.0%
35-44	9	14	23	18.4%
45-54	2	14	16	12.8%
55-64	5	11	16	12.8%
65 over	4	1	5	4.0%
Unknown	0	0	0	0.0%
<b>Total:</b>	<b>42</b>	<b>83</b>	<b>125</b>	
				% of Total
				33.6%
				66.4%

Victim Race	Male	Female	Total	% of Total
White	36	80	116	92.8%
Black / African American	1	0	1	0.8%
Am Indian / Alaska Native	5	2	7	5.6%
Asian	0	1	1	0.8%
Hawaiian/Pac. Islander	0	0	0	0.0%
Unknown	0	0	0	0.0%
<b>Total:</b>	<b>42</b>	<b>83</b>	<b>125</b>	
				% of Total
				33.6%
				66.4%

Injuries	Victim			% of Total
	Male	Female	Total	
Minor	12	19	31	24.8%
Moderate	2	2	4	3.2%
No Visible	28	61	89	71.2%
Severe	0	1	1	0.8%

Victim				% of Total
Medical Attention	Male	Female	Total	
1st Aid	0	0	0	0.0%
Hospital	1	7	8	6.4%
None	36	67	103	82.4%
Refused	5	9	14	11.2%

Other Conditions	Victim			% of Total
	Male	Female	Total	
Alcohol/Drug Use Suspected	5	4	9	7.2%
DV Card Given	5	9	14	11.2%
PO in Effect	0	2	2	1.6%
Arrested	1	1	2	1.6%
None	30	54	84	67.2%

Mitigating Circumstances for Primary Not Arrested	Male	Female	Total	% of Total
Aggressor undetermined	5	8	13	13.5%
Gone upon arrival	8	3	11	11.5%
No evidence of injury	3	7	10	10.4%
Not reported within 24 hours	11	3	14	14.6%
Other	29	18	47	49.0%
Unknown	1	0	1	1.0%
<b>Total:</b>	<b>57</b>	<b>39</b>	<b>96</b>	
				% of Total
				59.4%
				40.6%

Primary Aggressors	Male	Female	Total	% of Total
Arrested	32	11	43	32.3%
Not Arrested	57	33	90	67.7%
<b>Total:</b>	<b>89</b>	<b>44</b>	<b>133</b>	
				% of Total
				66.9%
				33.1%

Other Persons Involved	Male	Female	Total
Arrested	0	1	1

STATEWIDE AGENCIES TOTAL CY 2017

Day of Month	Totals	% of Total
1st	1	5.3%
2nd	0	0.0%
3rd	0	0.0%
4th	0	0.0%
5th	1	5.3%
6th	0	0.0%
7th	4	21.1%
8th	1	5.3%
9th	1	5.3%
10th	0	0.0%
11th	0	0.0%
12th	0	0.0%
13th	0	0.0%
14th	3	15.8%
15th	0	0.0%
16th	0	0.0%
17th	0	0.0%
18th	0	0.0%
19th	1	5.3%
20th	1	5.3%
21st	0	0.0%
22nd	0	0.0%
23rd	0	0.0%
24th	0	0.0%
25th	1	5.3%
26th	0	0.0%
27th	5	26.3%
28th	0	0.0%
29th	0	0.0%
30th	0	0.0%
31st	0	0.0%
<b>Total:</b>	<b>19</b>	

Time of Day	Totals	% of Total
0000-0259	1	8.3%
0300-0559	0	0.0%
0600-0859	1	8.3%
0900-1159	4	33.3%
1200-1459	1	8.3%
1500-1759	2	16.7%
1800-2059	1	8.3%
2100-2359	2	16.7%
<b>Total:</b>	<b>12</b>	

Weapon Used	Totals	% of Total
Blunt Object	0	0.0%
Handgun	2	16.7%
Hands/Fist/Feet	9	75.0%
Knife/Cutting Inst	1	8.3%
Other Firearm	0	0.0%
Other Weapon	0	0.0%
Unknown	0	0.0%
<b>Total:</b>	<b>12</b>	

Number of Children Present	Totals	% of Total
ages 0-3	3	33.3%
ages 4-6	0	0.0%
ages 7-9	0	0.0%
ages 10-12	0	0.0%
ages 13-15	4	44.4%
ages 16-18	2	22.2%
age unknown	0	0.0%
<b>Total:</b>	<b>9</b>	

Offender Age Range	Male	Female	Total	% of Total
Under 18	1	0	1	8.3%
18-24	1	0	1	8.3%
25-34	3	0	3	25.0%
35-44	5	1	6	50.0%
45-54	1	0	1	8.3%
55-64	0	0	0	0.0%
65 over	0	0	0	0.0%
Unknown	0	0	0	0.0%
<b>Total:</b>	<b>11</b>	<b>1</b>	<b>12</b>	
				% of Total
				91.7%
				8.3%

Offender Race	Male	Female	Total	% of Total
White	7	1	8	66.7%
Black / African American	2	0	2	16.7%
Am Indian / Alaska Native	0	0	0	0.0%
Asian	1	0	1	8.3%
Hawaiian/Pac. Islander	0	0	0	0.0%
Unknown	1	0	1	8.3%
<b>Total:</b>	<b>11</b>	<b>1</b>	<b>12</b>	
				% of Total
				91.7%
				8.3%

Injuries	Offender			% of Total
	Male	Female	Total	
Minor	3	1	4	33.3%
Moderate	2	0	2	16.7%
No Visible	6	0	6	50.0%
Severe	0	0	0	0.0%

Offender				
Medical Attention	Male	Female	Total	% of Total
1st Aid	2	0	2	16.7%
Hospital	1	0	1	8.3%
None	8	1	9	75.0%
Refused	0	0	0	0.0%

Other Conditions	Offender			% of Total
	Male	Female	Total	
Alcohol/Drug Use Suspected	2	1	3	25.0%
DV Card Given	0	0	0	0.0%
PO in Effect	0	0	0	0.0%
Arrested	7	1	8	66.7%
None	1	0	1	8.3%

Victim Relationship to Offender	Totals	% of Total
Cohabitant	2	14.3%
Spouse	2	14.3%
Dating	3	21.4%
Child in Common	2	14.3%
Blood Relative	1	7.1%
Parent	1	7.1%
Child	1	7.1%
Former Spouse	0	0.0%
Former Dating	0	0.0%
Former Cohabitant	0	0.0%
Related by Marriage	0	0.0%

Victim Age Range	Male	Female	Total	% of Total
Under 18	1	1	2	14.3%
18-24	0	2	2	14.3%
25-34	1	5	6	42.9%
35-44	1	0	1	7.1%
45-54	0	2	2	14.3%
55-64	0	0	0	0.0%
65 over	0	1	1	7.1%
Unknown	0	0	0	0.0%
<b>Total:</b>	<b>3</b>	<b>11</b>	<b>14</b>	
				% of Total
				21.4%
				78.6%

Victim Race	Male	Female	Total	% of Total
White	3	8	11	78.6%
Black / African American	0	1	1	7.1%
Am Indian / Alaska Native	0	0	0	0.0%
Asian	0	0	0	0.0%
Hawaiian/Pac. Islander	0	0	0	0.0%
Unknown	0	2	2	14.3%
<b>Total:</b>	<b>3</b>	<b>11</b>	<b>14</b>	
				% of Total
				21.4%
				78.6%

Victim				
Injuries	Male	Female	Total	% of Total
Minor	3	5	8	57.1%
Moderate	0	5	5	35.7%
No Visible	0	0	0	0.0%
Severe	0	0	0	0.0%

Victim				
Medical Attention	Male	Female	Total	% of Total
1st Aid	3	2	5	35.7%
Hospital	0	3	3	21.4%
None	0	6	6	42.9%
Refused	0	0	0	0.0%

Other Conditions	Victim			% of Total
	Male	Female	Total	
Alcohol/Drug Use Suspected	0	2	2	14.3%
DV Card Given	0	6	6	42.9%
PO in Effect	0	0	0	0.0%
Arrested	0	0	0	0.0%
None	0	2	2	14.3%

Mitigating Circumstances for Primary Not Arrested	Male	Female	Total	% of Total
Aggressor undetermined	0	0	0	
Gone upon arrival	0	0	0	
No evidence of injury	0	0	0	
Not reported within 24 hours	0	0	0	
Other	0	0	0	
Unknown	0	0	0	
<b>Total:</b>	<b>0</b>	<b>0</b>	<b>0</b>	
				% of Total
				#DIV/0!
				#DIV/0!

Primary Aggressors	Male	Female	Total	% of Total
Arrested	9	1	10	90.9%
Not Arrested	1	0	1	9.1%
<b>Total:</b>	<b>10</b>	<b>1</b>	<b>11</b>	
				% of Total
				90.9%
				9.1%

Other Persons Involved	Male	Female	Total
Arrested	0	0	0

NDI CY 2017

Day of Month	Totals	% of Total
1st	0	
2nd	0	
3rd	0	
4th	0	
5th	0	
6th	0	
7th	0	
8th	0	
9th	0	
10th	0	
11th	0	
12th	0	
13th	0	
14th	0	
15th	0	
16th	0	
17th	0	
18th	0	
19th	0	
20th	0	
21st	0	
22nd	0	
23rd	0	
24th	0	
25th	0	
26th	0	
27th	0	
28th	0	
29th	0	
30th	0	
31st	0	
<b>Total:</b>	<b>0</b>	

Time of Day	Totals	% of Total
0000-0259	0	
0300-0559	0	
0600-0859	0	
0900-1159	0	
1200-1459	0	
1500-1759	0	
1800-2059	0	
2100-2359	0	
<b>Total:</b>	<b>0</b>	

Weapon Used	Totals	% of Total
Blunt Object	0	
Handgun	0	
Hands/Fist/Feet	0	
Knife/Cutting Inst	0	
Other Firearm	0	
Other Weapon	0	
Unknown	0	
<b>Total:</b>	<b>0</b>	

Number of Children Present	Totals	% of Total
ages 0-3	0	
ages 4-6	0	
ages 7-9	0	
ages 10-12	0	
ages 13-15	0	
ages 16-18	0	
age unknown	0	
<b>Total:</b>	<b>0</b>	

Offender Age Range	Male	Female	Total	% of Total
Under 18	0	0	0	
18-24	0	0	0	
25-34	0	0	0	
35-44	0	0	0	
45-54	0	0	0	
55-64	0	0	0	
65 over	0	0	0	
Unknown	0	0	0	
<b>Total:</b>	<b>0</b>	<b>0</b>	<b>0</b>	
% of Total				

Offender Race	Male	Female	Total	% of Total
White	0	0	0	
Black / African American	0	0	0	
Am Indian / Alaska Native	0	0	0	
Asian	0	0	0	
Hawaiian/Pac. Islander	0	0	0	
Unknown	0	0	0	
<b>Total:</b>	<b>0</b>	<b>0</b>	<b>0</b>	
% of Total				

Injuries	Offender	Male	Female	Total	% of Total
Minor	0	0	0	0	
Moderate	0	0	0	0	
No Visible	0	0	0	0	
Severe	0	0	0	0	

Medical Attention	Offender	Male	Female	Total	% of Total
1st Aid	0	0	0	0	
Hospital	0	0	0	0	
None	0	0	0	0	
Refused	0	0	0	0	

Other Conditions	Offender	Male	Female	Total	% of Total
Alcohol/Drug Use Suspected	0	0	0	0	
DV Card Given	0	0	0	0	
PO in Effect	0	0	0	0	
Arrested	0	0	0	0	
None	0	0	0	0	

Victim Relationship to Offender	Totals	% of Total
Cohabitant	0	
Spouse	0	
Dating	0	
Child in Common	0	
Blood Relative	0	
Parent	0	
Child	0	
Former Spouse	0	
Former Dating	0	
Former Cohabitant	0	
Related by Marriage	0	

Victim Age Range	Male	Female	Total	% of Total
Under 18	0	0	0	
18-24	0	0	0	
25-34	0	0	0	
35-44	0	0	0	
45-54	0	0	0	
55-64	0	0	0	
65 over	0	0	0	
Unknown	0	0	0	
<b>Total:</b>	<b>0</b>	<b>0</b>	<b>0</b>	
% of Total				

Victim Race	Male	Female	Total	% of Total
White	0	0	0	
Black / African American	0	0	0	
Am Indian / Alaska Native	0	0	0	
Asian	0	0	0	
Hawaiian/Pac. Islander	0	0	0	
Unknown	0	0	0	
<b>Total:</b>	<b>0</b>	<b>0</b>	<b>0</b>	
% of Total				

Injuries	Victim	Male	Female	Total	% of Total
Minor	0	0	0	0	
Moderate	0	0	0	0	
No Visible	0	0	0	0	
Severe	0	0	0	0	

Medical Attention	Victim	Male	Female	Total	% of Total
1st Aid	0	0	0	0	
Hospital	0	0	0	0	
None	0	0	0	0	
Refused	0	0	0	0	

Other Conditions	Victim	Male	Female	Total	% of Total
Alcohol/Drug Use Suspected	0	0	0	0	
DV Card Given	0	0	0	0	
PO in Effect	0	0	0	0	
Arrested	0	0	0	0	
None	0	0	0	0	

Mitigating Circumstances for Primary Not Arrested	Male	Female	Total	% of Total
Aggressor undetermined	0	0	0	
Gone upon arrival	0	0	0	
No evidence of injury	0	0	0	
Not reported within 24 hours	0	0	0	
Other	0	0	0	
Unknown	0	0	0	
<b>Total:</b>	<b>0</b>	<b>0</b>	<b>0</b>	
% of Total #DIV/0! #DIV/0!				

Primary Aggressors	Male	Female	Total	% of Total
Arrested	0	0	0	
Not Arrested	0	0	0	
<b>Total:</b>	<b>0</b>	<b>0</b>	<b>0</b>	
% of Total #DIV/0! #DIV/0!				

Other Persons Involved	Male	Female	Total
Arrested	0	0	0

# NHP - SOUTHERN COMMAND CY 2017

Day of Month	Totals	% of Total
1st	1	6.7%
2nd	0	0.0%
3rd	0	0.0%
4th	0	0.0%
5th	1	6.7%
6th	0	0.0%
7th	4	26.7%
8th	0	0.0%
9th	1	6.7%
10th	0	0.0%
11th	0	0.0%
12th	0	0.0%
13th	0	0.0%
14th	2	13.3%
15th	0	0.0%
16th	0	0.0%
17th	0	0.0%
18th	0	0.0%
19th	0	0.0%
20th	1	6.7%
21st	0	0.0%
22nd	0	0.0%
23rd	0	0.0%
24th	0	0.0%
25th	1	6.7%
26th	0	0.0%
27th	4	26.7%
28th	0	0.0%
29th	0	0.0%
30th	0	0.0%
31st	0	0.0%
<b>Total:</b>	<b>15</b>	

Time of Day	Totals	% of Total
0000-0259	1	12.5%
0300-0559	0	0.0%
0600-0859	1	12.5%
0900-1159	1	12.5%
1200-1459	0	0.0%
1500-1759	2	25.0%
1800-2059	1	12.5%
2100-2359	2	25.0%
<b>Total:</b>	<b>8</b>	

Weapon Used	Totals	% of Total
Blunt Object	0	0.0%
Handgun	2	25.0%
Hands/Fist/Feet	6	75.0%
Knife/Cutting Inst	0	0.0%
Other Firearm	0	0.0%
Other Weapon	0	0.0%
Unknown	0	0.0%
<b>Total:</b>	<b>8</b>	

Number of Children Present	Totals	% of Total
ages 0-3	2	40.0%
ages 4-6	0	0.0%
ages 7-9	0	0.0%
ages 10-12	0	0.0%
ages 13-15	2	40.0%
ages 16-18	1	20.0%
age unknown	0	0.0%
<b>Total:</b>	<b>5</b>	

Offender Age Range	Male	Female	Total	% of Total
Under 18	0	0	0	0.0%
18-24	1	0	1	12.5%
25-34	2	0	2	25.0%
35-44	3	1	4	50.0%
45-54	1	0	1	12.5%
55-64	0	0	0	0.0%
65 over	0	0	0	0.0%
Unknown	0	0	0	0.0%
<b>Total:</b>	<b>7</b>	<b>1</b>	<b>8</b>	
% of Total	87.5%	12.5%		

Offender Race	Male	Female	Total	% of Total
White	4	1	5	62.5%
Black / African American	2	0	2	25.0%
Am Indian / Alaska Native	0	0	0	0.0%
Asian	1	0	1	12.5%
Hawaiian/Pac. Islander	0	0	0	0.0%
Unknown	0	0	0	0.0%
<b>Total:</b>	<b>7</b>	<b>1</b>	<b>8</b>	
% of Total	87.5%	12.5%		

Injuries	Offender Male	Offender Female	Total	% of Total
Minor	2	1	3	37.5%
Moderate	1	0	1	12.5%
No Visible	4	0	4	50.0%
Severe	0	0	0	0.0%

Medical Attention	Offender Male	Offender Female	Total	% of Total
1st Aid	2	0	2	25.0%
Hospital	0	0	0	0.0%
None	5	1	6	75.0%
Refused	0	0	0	0.0%

Other Conditions	Offender Male	Offender Female	Total	% of Total
Alcohol/Drug Use Suspected	1	1	2	25.0%
DV Card Given	0	0	0	0.0%
PO in Effect	0	0	0	0.0%
Arrested	6	1	7	87.5%
None	1	0	1	12.5%

Victim Relationship to Offender	Totals	% of Total
Cohabitant	2	25.0%
Spouse	1	12.5%
Dating	1	12.5%
Child in Common	2	25.0%
Blood Relative	0	0.0%
Parent	1	12.5%
Child	1	12.5%
Former Spouse	0	0.0%
Former Dating	0	0.0%
Former Cohabitant	0	0.0%
Related by Marriage	0	0.0%

Victim Age Range	Male	Female	Total	% of Total
Under 18	0	1	1	12.5%
18-24	0	2	2	25.0%
25-34	0	2	2	25.0%
35-44	0	0	0	0.0%
45-54	0	2	2	25.0%
55-64	0	0	0	0.0%
65 over	0	1	1	12.5%
Unknown	0	0	0	0.0%
<b>Total:</b>	<b>0</b>	<b>8</b>	<b>8</b>	
% of Total	0.0%	100.0%		

Victim Race	Male	Female	Total	% of Total
White	0	6	6	75.0%
Black / African American	0	1	1	12.5%
Am Indian / Alaska Native	0	0	0	0.0%
Asian	0	0	0	0.0%
Hawaiian/Pac. Islander	0	0	0	0.0%
Unknown	0	1	1	12.5%
<b>Total:</b>	<b>0</b>	<b>8</b>	<b>8</b>	
% of Total	0.0%	100.0%		

Injuries	Victim Male	Victim Female	Total	% of Total
Minor	0	4	4	50.0%
Moderate	0	3	3	37.5%
No Visible	0	0	0	0.0%
Severe	0	0	0	0.0%

Medical Attention	Victim Male	Victim Female	Total	% of Total
1st Aid	0	2	2	25.0%
Hospital	0	1	1	12.5%
None	0	5	5	62.5%
Refused	0	0	0	0.0%

Other Conditions	Victim Male	Victim Female	Total	% of Total
Alcohol/Drug Use Suspected	0	2	2	25.0%
DV Card Given	0	6	6	75.0%
PO in Effect	0	0	0	0.0%
Arrested	0	0	0	0.0%
None	0	1	1	12.5%

Mitigating Circumstances for Primary Not Arrested	Male	Female	Total	% of Total
Aggressor undetermined	0	0	0	
Gone upon arrival	0	0	0	
No evidence of injury	0	0	0	
Not reported within 24 hours	0	0	0	
Other	0	0	0	
Unknown	0	0	0	
<b>Total:</b>	<b>0</b>	<b>0</b>	<b>0</b>	
% of Total	#DIV/0!	#DIV/0!		

Primary Aggressors	Male	Female	Total	% of Total
Arrested	5	1	6	85.7%
Not Arrested	1	0	1	14.3%
<b>Total:</b>	<b>6</b>	<b>1</b>	<b>7</b>	
% of Total	85.7%	14.3%		

Other Persons Involved	Male	Female	Total
Arrested	0	0	0

# NHP - NORTHEASTERN COMMAND CY 2017

Day of Month	Totals	% of Total
1st	0	0.0%
2nd	0	0.0%
3rd	0	0.0%
4th	0	0.0%
5th	0	0.0%
6th	0	0.0%
7th	0	0.0%
8th	1	33.3%
9th	0	0.0%
10th	0	0.0%
11th	0	0.0%
12th	0	0.0%
13th	0	0.0%
14th	1	33.3%
15th	0	0.0%
16th	0	0.0%
17th	0	0.0%
18th	0	0.0%
19th	1	33.3%
20th	0	0.0%
21st	0	0.0%
22nd	0	0.0%
23rd	0	0.0%
24th	0	0.0%
25th	0	0.0%
26th	0	0.0%
27th	0	0.0%
28th	0	0.0%
29th	0	0.0%
30th	0	0.0%
31st	0	0.0%
<b>Total:</b>	<b>3</b>	

Time of Day	Totals	% of Total
0000-0259	0	0.0%
0300-0559	0	0.0%
0600-0859	0	0.0%
0900-1159	2	66.7%
1200-1459	1	33.3%
1500-1759	0	0.0%
1800-2059	0	0.0%
2100-2359	0	0.0%
<b>Total:</b>	<b>3</b>	

Weapon Used	Totals	% of Total
Blunt Object	0	0.0%
Handgun	0	0.0%
Hands/Fist/Feet	2	66.7%
Knife/Cutting Inst	1	33.3%
Other Firearm	0	0.0%
Other Weapon	0	0.0%
Unknown	0	0.0%
<b>Total:</b>	<b>3</b>	

Number of Children Present	Totals	% of Total
ages 0-3	0	0.0%
ages 4-6	0	0.0%
ages 7-9	0	0.0%
ages 10-12	0	0.0%
ages 13-15	2	66.7%
ages 16-18	1	33.3%
age unknown	0	0.0%
<b>Total:</b>	<b>3</b>	

Offender Age Range	Male	Female	Total	% of Total
Under 18	1	0	1	33.3%
18-24	0	0	0	0.0%
25-34	0	0	0	0.0%
35-44	2	0	2	66.7%
45-54	0	0	0	0.0%
55-64	0	0	0	0.0%
65 over	0	0	0	0.0%
Unknown	0	0	0	0.0%
<b>Total:</b>	<b>3</b>	<b>0</b>	<b>3</b>	
				% of Total
				100.0%
				0.0%

Offender Race	Male	Female	Total	% of Total
White	3	0	3	100.0%
Black / African American	0	0	0	0.0%
Am Indian / Alaska Native	0	0	0	0.0%
Asian	0	0	0	0.0%
Hawaiian/Pac. Islander	0	0	0	0.0%
Unknown	0	0	0	0.0%
<b>Total:</b>	<b>3</b>	<b>0</b>	<b>3</b>	
				% of Total
				100.0%
				0.0%

Injuries	Offender	Male	Female	Total	% of Total
Minor	0	0	0	0	0.0%
Moderate	1	0	1	1	33.3%
No Visible	2	0	2	2	66.7%
Severe	0	0	0	0	0.0%

Medical Attention	Offender	Male	Female	Total	% of Total
1st Aid	0	0	0	0	0.0%
Hospital	1	0	1	1	33.3%
None	2	0	2	2	66.7%
Refused	0	0	0	0	0.0%

Other Conditions	Offender	Male	Female	Total	% of Total
Alcohol/Drug Use Suspected	1	0	1	1	33.3%
DV Card Given	0	0	0	0	0.0%
PO in Effect	0	0	0	0	0.0%
Arrested	0	0	0	0	0.0%
None	0	0	0	0	0.0%

Victim Relationship to Offender	Totals	% of Total
Cohabitant	0	0.0%
Spouse	0	0.0%
Dating	2	40.0%
Child in Common	0	0.0%
Blood Relative	1	20.0%
Parent	0	0.0%
Child	0	0.0%
Former Spouse	0	0.0%
Former Dating	0	0.0%
Former Cohabitant	0	0.0%
Related by Marriage	0	0.0%

Victim Age Range	Male	Female	Total	% of Total
Under 18	1	0	1	20.0%
18-24	0	0	0	0.0%
25-34	1	2	3	60.0%
35-44	1	0	1	20.0%
45-54	0	0	0	0.0%
55-64	0	0	0	0.0%
65 over	0	0	0	0.0%
Unknown	0	0	0	0.0%
<b>Total:</b>	<b>3</b>	<b>2</b>	<b>5</b>	
				% of Total
				60.0%
				40.0%

Victim Race	Male	Female	Total	% of Total
White	3	2	5	100.0%
Black / African American	0	0	0	0.0%
Am Indian / Alaska Native	0	0	0	0.0%
Asian	0	0	0	0.0%
Hawaiian/Pac. Islander	0	0	0	0.0%
Unknown	0	0	0	0.0%
<b>Total:</b>	<b>3</b>	<b>2</b>	<b>5</b>	
				% of Total
				60.0%
				40.0%

Injuries	Victim	Male	Female	Total	% of Total
Minor	3	0	3	3	60.0%
Moderate	0	2	2	2	40.0%
No Visible	0	0	0	0	0.0%
Severe	0	0	0	0	0.0%

Medical Attention	Victim	Male	Female	Total	% of Total
1st Aid	3	0	3	3	60.0%
Hospital	0	2	2	2	40.0%
None	0	0	0	0	0.0%
Refused	0	0	0	0	0.0%

Other Conditions	Victim	Male	Female	Total	% of Total
Alcohol/Drug Use Suspected	0	0	0	0	0.0%
DV Card Given	0	0	0	0	0.0%
PO in Effect	0	0	0	0	0.0%
Arrested	0	0	0	0	0.0%
None	0	0	0	0	0.0%

Mitigating Circumstances for Primary Not Arrested	Male	Female	Total	% of Total
Aggressor undetermined	0	0	0	0.0%
Gone upon arrival	0	0	0	0.0%
No evidence of injury	0	0	0	0.0%
Not reported within 24 hours	0	0	0	0.0%
Other	0	0	0	0.0%
Unknown	0	0	0	0.0%
<b>Total:</b>	<b>0</b>	<b>0</b>	<b>0</b>	
				% of Total
				#DIV/0!
				#DIV/0!

Primary Aggressors	Male	Female	Total	% of Total
Arrested	3	0	3	100.0%
Not Arrested	0	0	0	0.0%
<b>Total:</b>	<b>3</b>	<b>0</b>	<b>3</b>	
				% of Total
				100.0%
				0.0%

Other Persons Involved	Male	Female	Total
Arrested	0	0	0

NHP - NORTHWESTERN COMMAND CY 2017

Day of Month	Totals	% of Total
1st	0	0.0%
2nd	0	0.0%
3rd	0	0.0%
4th	0	0.0%
5th	0	0.0%
6th	0	0.0%
7th	0	0.0%
8th	0	0.0%
9th	0	0.0%
10th	0	0.0%
11th	0	0.0%
12th	0	0.0%
13th	0	0.0%
14th	0	0.0%
15th	0	0.0%
16th	0	0.0%
17th	0	0.0%
18th	0	0.0%
19th	0	0.0%
20th	0	0.0%
21st	0	0.0%
22nd	0	0.0%
23rd	0	0.0%
24th	0	0.0%
25th	0	0.0%
26th	0	0.0%
27th	1	100.0%
28th	0	0.0%
29th	0	0.0%
30th	0	0.0%
31st	0	0.0%
<b>Total:</b>	<b>1</b>	

Time of Day	Totals	% of Total
0000-0259	0	0.0%
0300-0559	0	0.0%
0600-0859	0	0.0%
0900-1159	1	100.0%
1200-1459	0	0.0%
1500-1759	0	0.0%
1800-2059	0	0.0%
2100-2359	0	0.0%
<b>Total:</b>	<b>1</b>	

Weapon Used	Totals	% of Total
Blunt Object	0	0.0%
Handgun	0	0.0%
Hands/Fist/Feet	1	100.0%
Knife/Cutting Inst	0	0.0%
Other Firearm	0	0.0%
Other Weapon	0	0.0%
Unknown	0	0.0%
<b>Total:</b>	<b>1</b>	

Number of Children Present	Totals	% of Total
ages 0-3	1	100.0%
ages 4-6	0	0.0%
ages 7-9	0	0.0%
ages 10-12	0	0.0%
ages 13-15	0	0.0%
ages 16-18	0	0.0%
age unknown	0	0.0%
<b>Total:</b>	<b>1</b>	

Offender Age Range	Male	Female	Total	% of Total
Under 18	0	0	0	0.0%
18-24	0	0	0	0.0%
25-34	1	0	1	100.0%
35-44	0	0	0	0.0%
45-54	0	0	0	0.0%
55-64	0	0	0	0.0%
65 over	0	0	0	0.0%
Unknown	0	0	0	0.0%
<b>Total:</b>	<b>1</b>	<b>0</b>	<b>1</b>	
% of Total	100.0%	0.0%		

Offender Race	Male	Female	Total	% of Total
White	0	0	0	0.0%
Black / African American	0	0	0	0.0%
Am Indian / Alaska Native	0	0	0	0.0%
Asian	0	0	0	0.0%
Hawaiian/Pac. Islander	0	0	0	0.0%
Unknown	1	0	1	100.0%
<b>Total:</b>	<b>1</b>	<b>0</b>	<b>1</b>	
% of Total	100.0%	0.0%		

Offender				
Injuries	Male	Female	Total	% of Total
Minor	1	0	1	100.0%
Moderate	0	0	0	0.0%
No Visible	0	0	0	0.0%
Severe	0	0	0	0.0%

Offender				
Medical Attention	Male	Female	Total	% of Total
1st Aid	0	0	0	0.0%
Hospital	0	0	0	0.0%
None	1	0	1	100.0%
Refused	0	0	0	0.0%

Other Conditions	Offender			% of Total
	Male	Female	Total	
Alcohol/Drug Use Suspected	0	0	0	0.0%
DV Card Given	0	0	0	0.0%
PO in Effect	0	0	0	0.0%
Arrested	1	0	1	100.0%
None	0	0	0	0.0%

Victim Relationship to Offender	Totals	% of Total
Cohabitant	0	0.0%
Spouse	1	100.0%
Dating	0	0.0%
Child in Common	0	0.0%
Blood Relative	0	0.0%
Parent	0	0.0%
Child	0	0.0%
Former Spouse	0	0.0%
Former Dating	0	0.0%
Former Cohabitant	0	0.0%
Related by Marriage	0	0.0%

Victim Age Range	Male	Female	Total	% of Total
Under 18	0	0	0	0.0%
18-24	0	0	0	0.0%
25-34	0	1	1	100.0%
35-44	0	0	0	0.0%
45-54	0	0	0	0.0%
55-64	0	0	0	0.0%
65 over	0	0	0	0.0%
Unknown	0	0	0	0.0%
<b>Total:</b>	<b>0</b>	<b>1</b>	<b>1</b>	
% of Total	0.0%	100.0%		

Victim Race	Male	Female	Total	% of Total
White	0	0	0	0.0%
Black / African American	0	0	0	0.0%
Am Indian / Alaska Native	0	0	0	0.0%
Asian	0	0	0	0.0%
Hawaiian/Pac. Islander	0	0	0	0.0%
Unknown	0	1	1	100.0%
<b>Total:</b>	<b>0</b>	<b>1</b>	<b>1</b>	
% of Total	0.0%	100.0%		

Injuries	Victim			% of Total
	Male	Female	Total	
Minor	0	1	1	100.0%
Moderate	0	0	0	0.0%
No Visible	0	0	0	0.0%
Severe	0	0	0	0.0%

Victim				% of Total
Medical Attention	Male	Female	Total	
1st Aid	0	0	0	0.0%
Hospital	0	0	0	0.0%
None	0	1	1	100.0%
Refused	0	0	0	0.0%

Other Conditions	Victim			% of Total
	Male	Female	Total	
Alcohol/Drug Use Suspected	0	0	0	0.0%
DV Card Given	0	0	0	0.0%
PO in Effect	0	0	0	0.0%
Arrested	0	0	0	0.0%
None	0	1	1	100.0%

Mitigating Circumstances for Primary Not Arrested	Male	Female	Total	% of Total
Aggressor undetermined	0	0	0	0.0%
Gone upon arrival	0	0	0	0.0%
No evidence of injury	0	0	0	0.0%
Not reported within 24 hours	0	0	0	0.0%
Other	0	0	0	0.0%
Unknown	0	0	0	0.0%
<b>Total:</b>	<b>0</b>	<b>0</b>	<b>0</b>	
% of Total	#DIV/0!	#DIV/0!		

Primary Aggressors	Male	Female	Total	% of Total
Arrested	1	0	1	100.0%
Not Arrested	0	0	0	0.0%
<b>Total:</b>	<b>1</b>	<b>0</b>	<b>1</b>	
% of Total	100.0%	0.0%		

Other Persons Involved	Male	Female	Total
Arrested	0	0	0



CAPITOL POLICE CY 2017

Day of Month	Totals	% of Total
1st	0	
2nd	0	
3rd	0	
4th	0	
5th	0	
6th	0	
7th	0	
8th	0	
9th	0	
10th	0	
11th	0	
12th	0	
13th	0	
14th	0	
15th	0	
16th	0	
17th	0	
18th	0	
19th	0	
20th	0	
21st	0	
22nd	0	
23rd	0	
24th	0	
25th	0	
26th	0	
27th	0	
28th	0	
29th	0	
30th	0	
31st	0	
<b>Total:</b>	<b>0</b>	

Time of Day	Totals	% of Total
0000-0259	0	
0300-0559	0	
0600-0859	0	
0900-1159	0	
1200-1459	0	
1500-1759	0	
1800-2059	0	
2100-2359	0	
<b>Total:</b>	<b>0</b>	

Weapon Used	Totals	% of Total
Blunt Object	0	
Handgun	0	
Hands/Fist/Feet	0	
Knife/Cutting Inst	0	
Other Firearm	0	
Other Weapon	0	
Unknown	0	
<b>Total:</b>	<b>0</b>	

Number of Children Present	Totals	% of Total
ages 0-3	0	
ages 4-6	0	
ages 7-9	0	
ages 10-12	0	
ages 13-15	0	
ages 16-18	0	
age unknown	0	
<b>Total:</b>	<b>0</b>	

Offender Age Range	Male	Female	Total	% of Total
Under 18	0	0	0	
18-24	0	0	0	
25-34	0	0	0	
35-44	0	0	0	
45-54	0	0	0	
55-64	0	0	0	
65 over	0	0	0	
Unknown	0	0	0	
<b>Total:</b>	<b>0</b>	<b>0</b>	<b>0</b>	
% of Total				

Offender Race	Male	Female	Total	% of Total
White	0	0	0	
Black / African American	0	0	0	
Am Indian / Alaska Native	0	0	0	
Asian	0	0	0	
Hawaiian/Pac. Islander	0	0	0	
Unknown	0	0	0	
<b>Total:</b>	<b>0</b>	<b>0</b>	<b>0</b>	
% of Total				

Injuries	Offender	Male	Female	Total	% of Total
Minor	0	0	0	0	
Moderate	0	0	0	0	
No Visible	0	0	0	0	
Severe	0	0	0	0	

Medical Attention	Offender	Male	Female	Total	% of Total
1st Aid	0	0	0	0	
Hospital	0	0	0	0	
None	0	0	0	0	
Refused	0	0	0	0	

Other Conditions	Offender	Male	Female	Total	% of Total
Alcohol/Drug Use Suspected	0	0	0	0	
DV Card Given	0	0	0	0	
PO in Effect	0	0	0	0	
Arrested	0	0	0	0	
None	0	0	0	0	

Victim Relationship to Offender	Totals	% of Total
Cohabitant	0	
Spouse	0	
Dating	0	
Child in Common	0	
Blood Relative	0	
Parent	0	
Child	0	
Former Spouse	0	
Former Dating	0	
Former Cohabitant	0	
Related by Marriage	0	

Victim Age Range	Male	Female	Total	% of Total
Under 18	0	0	0	
18-24	0	0	0	
25-34	0	0	0	
35-44	0	0	0	
45-54	0	0	0	
55-64	0	0	0	
65 over	0	0	0	
Unknown	0	0	0	
<b>Total:</b>	<b>0</b>	<b>0</b>	<b>0</b>	
% of Total				

Victim Race	Male	Female	Total	% of Total
White	0	0	0	
Black / African American	0	0	0	
Am Indian / Alaska Native	0	0	0	
Asian	0	0	0	
Hawaiian/Pac. Islander	0	0	0	
Unknown	0	0	0	
<b>Total:</b>	<b>0</b>	<b>0</b>	<b>0</b>	
% of Total				

Injuries	Victim	Male	Female	Total	% of Total
Minor	0	0	0	0	
Moderate	0	0	0	0	
No Visible	0	0	0	0	
Severe	0	0	0	0	

Medical Attention	Victim	Male	Female	Total	% of Total
1st Aid	0	0	0	0	
Hospital	0	0	0	0	
None	0	0	0	0	
Refused	0	0	0	0	

Other Conditions	Victim	Male	Female	Total	% of Total
Alcohol/Drug Use Suspected	0	0	0	0	
DV Card Given	0	0	0	0	
PO in Effect	0	0	0	0	
Arrested	0	0	0	0	
None	0	0	0	0	

Mitigating Circumstances for Primary Not Arrested	Male	Female	Total	% of Total
Aggressor undetermined	0	0	0	
Gone upon arrival	0	0	0	
No evidence of injury	0	0	0	
Not reported within 24 hours	0	0	0	
Other	0	0	0	
Unknown	0	0	0	
<b>Total:</b>	<b>0</b>	<b>0</b>	<b>0</b>	
% of Total #DIV/0! #DIV/0!				

Primary Aggressors	Male	Female	Total	% of Total
Arrested	0	0	0	
Not Arrested	0	0	0	
<b>Total:</b>	<b>0</b>	<b>0</b>	<b>0</b>	
% of Total #DIV/0! #DIV/0!				

Other Persons Involved	Male	Female	Total
Arrested	0	0	0

**FIRE MARSHAL CY 2017**

Day of Month	Totals	% of Total
1st	0	
2nd	0	
3rd	0	
4th	0	
5th	0	
6th	0	
7th	0	
8th	0	
9th	0	
10th	0	
11th	0	
12th	0	
13th	0	
14th	0	
15th	0	
16th	0	
17th	0	
18th	0	
19th	0	
20th	0	
21st	0	
22nd	0	
23rd	0	
24th	0	
25th	0	
26th	0	
27th	0	
28th	0	
29th	0	
30th	0	
31st	0	
<b>Total:</b>	<b>0</b>	

Time of Day	Totals	% of Total
0000-0259	0	
0300-0559	0	
0600-0859	0	
0900-1159	0	
1200-1459	0	
1500-1759	0	
1800-2059	0	
2100-2359	0	
<b>Total:</b>	<b>0</b>	

Weapon Used	Totals	% of Total
Blunt Object	0	
Handgun	0	
Hands/Fist/Feet	0	
Knife/Cutting Inst	0	
Other Firearm	0	
Other Weapon	0	
Unknown	0	
<b>Total:</b>	<b>0</b>	

Number of Children Present	Totals	% of Total
ages 0-3	0	
ages 4-6	0	
ages 7-9	0	
ages 10-12	0	
ages 13-15	0	
ages 16-18	0	
age unknown	0	
<b>Total:</b>	<b>0</b>	

Offender Age Range	Male	Female	Total	% of Total
Under 18	0	0	0	
18-24	0	0	0	
25-34	0	0	0	
35-44	0	0	0	
45-54	0	0	0	
55-64	0	0	0	
65 over	0	0	0	
Unknown	0	0	0	
<b>Total:</b>	<b>0</b>	<b>0</b>	<b>0</b>	
% of Total				

Offender Race	Male	Female	Total	% of Total
White	0	0	0	
Black / African American	0	0	0	
Am Indian / Alaska Native	0	0	0	
Asian	0	0	0	
Hawaiian/Pac. Islander	0	0	0	
Unknown	0	0	0	
<b>Total:</b>	<b>0</b>	<b>0</b>	<b>0</b>	
% of Total				

Injuries	Offender Male	Offender Female	Total	% of Total
Minor	0	0	0	
Moderate	0	0	0	
No Visible	0	0	0	
Severe	0	0	0	

Medical Attention	Offender Male	Offender Female	Total	% of Total
1st Aid	0	0	0	
Hospital	0	0	0	
None	0	0	0	
Refused	0	0	0	

Other Conditions	Offender Male	Offender Female	Total	% of Total
Alcohol/Drug Use Suspected	0	0	0	
DV Card Given	0	0	0	
PO in Effect	0	0	0	
Arrested	0	0	0	
None	0	0	0	

Victim Relationship to Offender	Totals	% of Total
Cohabitant	0	
Spouse	0	
Dating	0	
Child in Common	0	
Blood Relative	0	
Parent	0	
Child	0	
Former Spouse	0	
Former Dating	0	
Former Cohabitant	0	
Related by Marriage	0	

Victim Age Range	Male	Female	Total	% of Total
Under 18	0	0	0	
18-24	0	0	0	
25-34	0	0	0	
35-44	0	0	0	
45-54	0	0	0	
55-64	0	0	0	
65 over	0	0	0	
Unknown	0	0	0	
<b>Total:</b>	<b>0</b>	<b>0</b>	<b>0</b>	
% of Total				

Victim Race	Male	Female	Total	% of Total
White	0	0	0	
Black / African American	0	0	0	
Am Indian / Alaska Native	0	0	0	
Asian	0	0	0	
Hawaiian/Pac. Islander	0	0	0	
Unknown	0	0	0	
<b>Total:</b>	<b>0</b>	<b>0</b>	<b>0</b>	
% of Total				

Injuries	Victim Male	Victim Female	Total	% of Total
Minor	0	0	0	
Moderate	0	0	0	
No Visible	0	0	0	
Severe	0	0	0	

Medical Attention	Victim Male	Victim Female	Total	% of Total
1st Aid	0	0	0	
Hospital	0	0	0	
None	0	0	0	
Refused	0	0	0	

Other Conditions	Victim Male	Victim Female	Total	% of Total
Alcohol/Drug Use Suspected	0	0	0	
DV Card Given	0	0	0	
PO in Effect	0	0	0	
Arrested	0	0	0	
None	0	0	0	

Mitigating Circumstances for Primary Not Arrested	Male	Female	Total	% of Total
Aggressor undetermined	0	0	0	
Gone upon arrival	0	0	0	
No evidence of injury	0	0	0	
Not reported within 24 hours	0	0	0	
Other	0	0	0	
Unknown	0	0	0	
<b>Total:</b>	<b>0</b>	<b>0</b>	<b>0</b>	
% of Total #DIV/0! #DIV/0!				

Primary Aggressors	Male	Female	Total	% of Total
Arrested	0	0	0	
Not Arrested	0	0	0	
<b>Total:</b>	<b>0</b>	<b>0</b>	<b>0</b>	
% of Total #DIV/0! #DIV/0!				

Other Persons Involved	Male	Female	Total
Arrested	0	0	0

SECRETARY OF STATE CY 2017

Day of Month	Totals	% of Total
1st	0	
2nd	0	
3rd	0	
4th	0	
5th	0	
6th	0	
7th	0	
8th	0	
9th	0	
10th	0	
11th	0	
12th	0	
13th	0	
14th	0	
15th	0	
16th	0	
17th	0	
18th	0	
19th	0	
20th	0	
21st	0	
22nd	0	
23rd	0	
24th	0	
25th	0	
26th	0	
27th	0	
28th	0	
29th	0	
30th	0	
31st	0	
<b>Total:</b>	<b>0</b>	

Time of Day	Totals	% of Total
0000-0259	0	
0300-0559	0	
0600-0859	0	
0900-1159	0	
1200-1459	0	
1500-1759	0	
1800-2059	0	
2100-2359	0	
<b>Total:</b>	<b>0</b>	

Weapon Used	Totals	% of Total
Blunt Object	0	
Handgun	0	
Hands/Fist/Feet	0	
Knife/Cutting Inst	0	
Other Firearm	0	
Other Weapon	0	
Unknown	0	
<b>Total:</b>	<b>0</b>	

Number of Children Present	Totals	% of Total
ages 0-3	0	
ages 4-6	0	
ages 7-9	0	
ages 10-12	0	
ages 13-15	0	
ages 16-18	0	
age unknown	0	
<b>Total:</b>	<b>0</b>	

Offender Age Range	Male	Female	Total	% of Total
Under 18	0	0	0	
18-24	0	0	0	
25-34	0	0	0	
35-44	0	0	0	
45-54	0	0	0	
55-64	0	0	0	
65 over	0	0	0	
Unknown	0	0	0	
<b>Total:</b>	<b>0</b>	<b>0</b>	<b>0</b>	
% of Total				

Offender Race	Male	Female	Total	% of Total
White	0	0	0	
Black / African American	0	0	0	
Am Indian / Alaska Native	0	0	0	
Asian	0	0	0	
Hawaiian/Pac. Islander	0	0	0	
Unknown	0	0	0	
<b>Total:</b>	<b>0</b>	<b>0</b>	<b>0</b>	
% of Total				

Injuries	Offender Male	Offender Female	Total	% of Total
Minor	0	0	0	
Moderate	0	0	0	
No Visible	0	0	0	
Severe	0	0	0	

Medical Attention	Offender Male	Offender Female	Total	% of Total
1st Aid	0	0	0	
Hospital	0	0	0	
None	0	0	0	
Refused	0	0	0	

Other Conditions	Offender Male	Offender Female	Total	% of Total
Alcohol/Drug Use Suspected	0	0	0	
DV Card Given	0	0	0	
PO in Effect	0	0	0	
Arrested	0	0	0	
None	0	0	0	

Victim Relationship to Offender	Totals	% of Total
Cohabitant	0	
Spouse	0	
Dating	0	
Child in Common	0	
Blood Relative	0	
Parent	0	
Child	0	
Former Spouse	0	
Former Dating	0	
Former Cohabitant	0	
Related by Marriage	0	

Victim Age Range	Male	Female	Total	% of Total
Under 18	0	0	0	
18-24	0	0	0	
25-34	0	0	0	
35-44	0	0	0	
45-54	0	0	0	
55-64	0	0	0	
65 over	0	0	0	
Unknown	0	0	0	
<b>Total:</b>	<b>0</b>	<b>0</b>	<b>0</b>	
% of Total				

Victim Race	Male	Female	Total	% of Total
White	0	0	0	
Black / African American	0	0	0	
Am Indian / Alaska Native	0	0	0	
Asian	0	0	0	
Hawaiian/Pac. Islander	0	0	0	
Unknown	0	0	0	
<b>Total:</b>	<b>0</b>	<b>0</b>	<b>0</b>	
% of Total				

Injuries	Victim Male	Victim Female	Total	% of Total
Minor	0	0	0	
Moderate	0	0	0	
No Visible	0	0	0	
Severe	0	0	0	

Medical Attention	Victim Male	Victim Female	Total	% of Total
1st Aid	0	0	0	
Hospital	0	0	0	
None	0	0	0	
Refused	0	0	0	

Other Conditions	Victim Male	Victim Female	Total	% of Total
Alcohol/Drug Use Suspected	0	0	0	
DV Card Given	0	0	0	
PO in Effect	0	0	0	
Arrested	0	0	0	
None	0	0	0	

Mitigating Circumstances for Primary Not Arrested	Male	Female	Total	% of Total
Aggressor undetermined	0	0	0	
Gone upon arrival	0	0	0	
No evidence of injury	0	0	0	
Not reported within 24 hours	0	0	0	
Other	0	0	0	
Unknown	0	0	0	
<b>Total:</b>	<b>0</b>	<b>0</b>	<b>0</b>	
% of Total #DIV/0! #DIV/0!				

Primary Aggressors	Male	Female	Total	% of Total
Arrested	0	0	0	
Not Arrested	0	0	0	
<b>Total:</b>	<b>0</b>	<b>0</b>	<b>0</b>	
% of Total #DIV/0! #DIV/0!				

Other Persons Involved	Male	Female	Total
Arrested	0	0	0

THIS PAGE WAS LEFT INTENTIONALLY BLANK



# Crimes Against Older Persons



# 2017 Elderly Abuse Statistics

**One Crime Against Older Persons Every  
42 Minutes, 4 Seconds**

	Offenses	% Change from 2016	Crime Rate / 1,000 Pop
Elderly Crimes	12,492	45.26%	4.17

Most Common Elderly Crime	# of Incidents	% of Elderly Offenses
Abuse	6,590	52.75%



## About Crimes Committed Against Older Persons

The Crimes Against Older Persons data presented here is collected per the requirements set forth in Nevada Revised Statute 179A.450.

NRS 179A.450 Creation; contents; submission of report to Legislature; confidentiality of data.

1. The Repository for Information Concerning Crimes Against Older Persons is hereby created within the Central Repository.
2. The Repository for Information Concerning Crimes Against Older Persons must contain a complete and systematic record of all reports of the abuse, neglect, exploitation, isolation or abandonment of older persons in this State. The record must be prepared in a manner approved by the Director of the Department and must include, without limitation, the following information:
  - a. All incidents that are reported to any entity.
  - b. All cases that are currently under investigation and the type of such cases.
  - c. All cases that are referred for prosecution and the type of such cases.
  - d. All cases in which prosecution is declined or dismissed and any reason for such action.
  - e. All cases that are prosecuted and the final disposition of such cases.
  - f. All cases that are resolved by agencies which provide protective services and the type of such cases.
3. The Director of the Department shall compile and analyze the data collected pursuant to this section to assess the incidence of the abuse, neglect, exploitation, isolation or abandonment of older persons.
4. On or before July 1 of each year, the Director of the Department shall prepare and submit a report to the Director of the Legislative Counsel Bureau for transmittal to the Legislature that sets forth statistical data on the abuse, neglect, exploitation, isolation or abandonment of older persons.
5. The data acquired pursuant to this section is confidential and must be used only for the purpose of research. The data and findings generated pursuant to this section must not contain information that may reveal the identity of an individual victim or a person accused of the abuse, neglect, exploitation, isolation or abandonment of older persons.
6. As used in this section:
  - a. "Abandonment" has the meaning ascribed to it in NRS 200.5092.
  - b. "Abuse" has the meaning ascribed to it in NRS 200.5092.
  - c. "Exploitation" has the meaning ascribed to it in NRS 200.5092.
  - d. "Isolation" has the meaning ascribed to it in NRS 200.5092.
  - e. "Neglect" has the meaning ascribed to it in NRS 200.5092.
  - f. "Older person" means a person who is 60 years of age or older.

(Added to NRS by 2007, 746; A 2009, 2447; 2011, 82; 2015, 826)





# 2017 Crimes Against Older Persons

## Reporting Agencies

Data was collected from the following agencies:

### **Carson City**

Carson City Sheriff's Office

### **Churchill County**

Churchill County Sheriff's Office  
Fallon Police Department

### **Clark County**

Boulder Police Department  
Clark County School District Police Department  
Henderson Police Department  
Las Vegas Metro Police Department  
Mesquite Police Department  
North Las Vegas Police Department  
University of Nevada, Las Vegas Police Department

### **Douglas County**

Douglas County Sheriff's Office

### **Elko County**

Carlin Police Department  
Elko Police Department  
Elko County Sheriff's Office  
West Wendover Police Department

### **Esmeralda County**

Esmeralda County Sheriff's Office

### **Eureka County**

Eureka County Sheriff's Office

### **Humboldt County**

Humboldt County Sheriff's Office  
Winnemucca Police Department

### **Lander County**

Lander County Sheriff's Office

### **Lincoln County**

Lincoln County Sheriff's Office

### **Lyon County**

Lyon County Sheriff's Office  
Yerington Police Department

### **Mineral County**

Mineral County Sheriff's Office

### **Pershing County**

Lovelock Police Department  
Pershing County Sheriff's Office

### **Storey County**

Storey County Sheriff's Office

### **Washoe County**

Reno Police Department  
Reno-Tahoe Airport Authority Police Department  
Sparks Police Department  
University of Nevada, Reno Police Department  
Washoe County School District Police Department  
Washoe County Sheriff's Office

### **White Pine County**

White Pine County Sheriff's Office

### **Statewide Agencies**

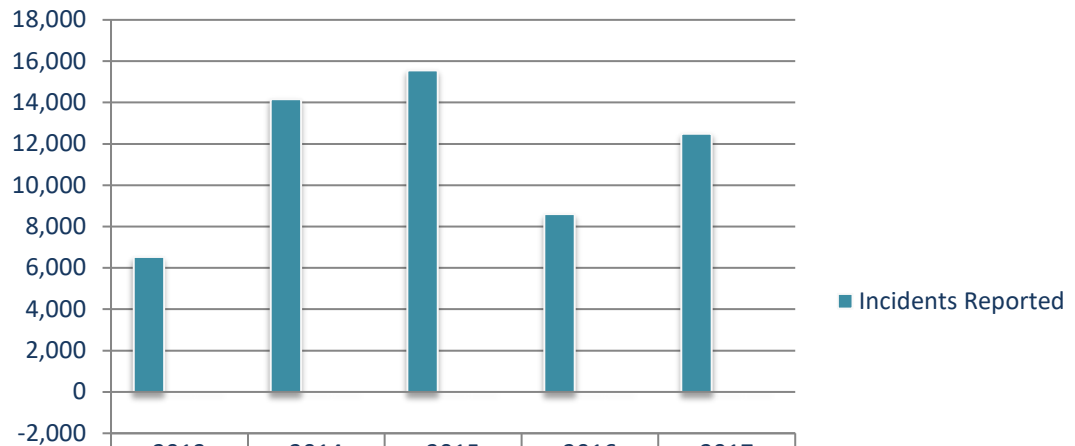
DPS - NDI  
DPS - NHP  
DPS - Capitol Police





# Crimes Against Older Persons in Nevada

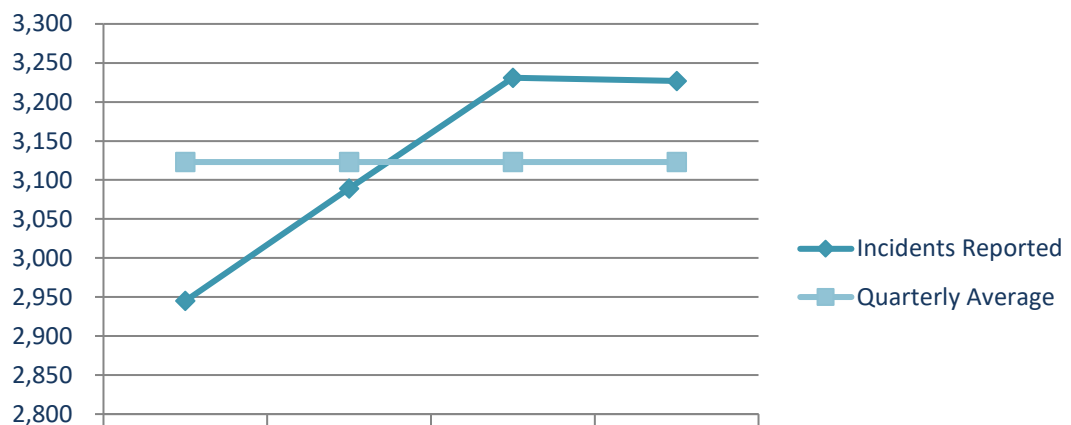
5- yr Comparison: 2013 – 2017 & Quarter vs Quarterly Average



	2013	2014	2015	2016	2017
Incidents Reported	6,525	14,170	15,554	8,600	12,492
% Change from Prior Year	6.64%	9.21%	4.39%	-44.71%	45.26%
Crime Rate	2.34	4.98	5.42	2.93	4.17

## 2017 Elderly Abuse Crimes

By Quarter & Quarterly Average

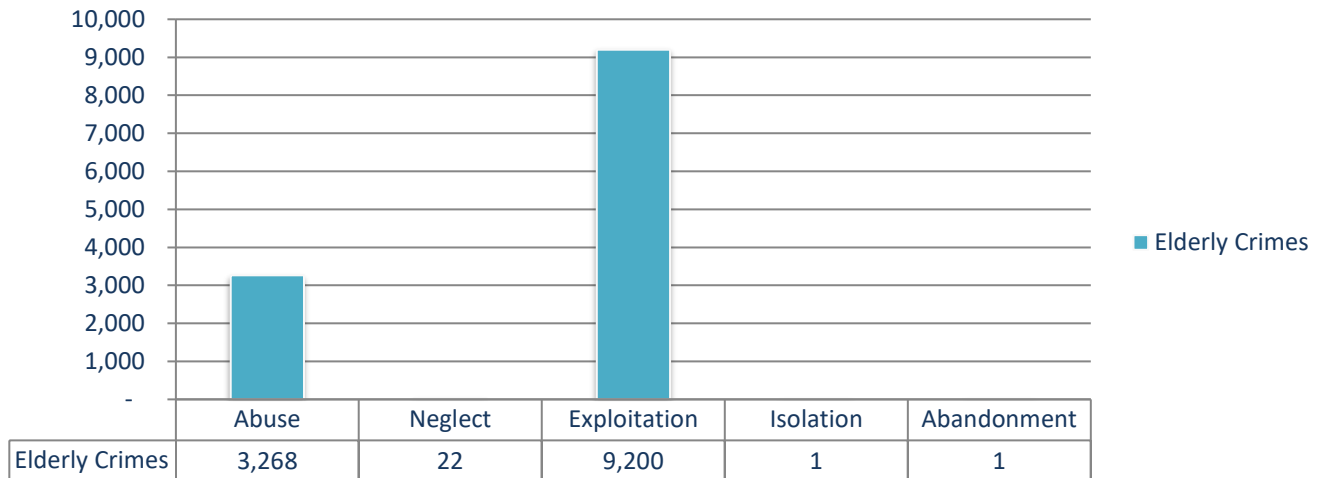


	Qtr 1	Qtr 2	Qtr 3	Qtr 4
Incidents Reported	2,945	3,089	3,231	3,227
Quarterly Average	3,123	3,123	3,123	3,123

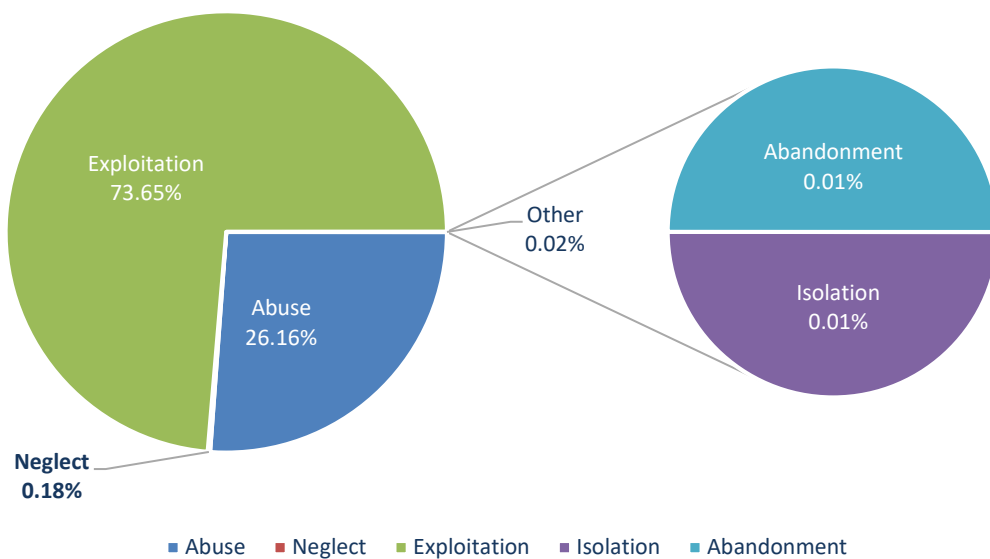


# 2017 Crimes Against Older Persons

## Crimes Against Older Persons by Category of Offense



## Breadown of Offense Categories





# 2017 Crimes Against Older Persons

By Category & County

2017	Abuse	Neglect	Exploitation	Isolation	Abandonment	Total
Carson County	6	2	7	0	0	15
Churchill County	0	1	15	0	0	16
Churchill	0	1	15	0	0	16
Fallon	0	0	0	0	0	0
Clark County	3,121	6	8,998	0	0	12,125
Boulder	4	2	5	0	0	11
Clark Co SD PD	0	0	0	0	0	0
College of S NV	0	0	0	0	0	0
Henderson	8	3	8	0	0	19
LV Metro	2,951	0	8,893	0	0	11,844
LV Fire	0	0	0	0	0	0
Mesquigte	5	0	2	0	0	7
N LV Fire	0	0	0	0	0	0
N LV PD	153	1	90	0	0	244
UNLV	0	0	0	0	0	0
Douglas County	4	5	3	0	0	12
Elko County	29	2	2	0	0	33
Carlin	0	0	0	0	0	0
Elko PD	5	2	0	0	0	7
Elko Co	24	0	2	0	0	26
West Wendover	0	0	0	0	0	0
Esmeralda County	1	0	1	0	0	2
Eureka County	0	0	0	0	0	0
Humboldt County	1	0	1	0	0	2
Humboldt SD	0	0	0	0	0	0
Humboldt Co	0	0	0	0	0	0
Winnemucca	1	0	1	0	0	2
Lander County	1	0	0	0	0	1
Lincoln County	0	0	0	0	0	0
Lyon County	5	1	4	0	0	10
Lyon Co	5	1	4	0	0	10
Yerington	0	0	0	0	0	0
Mineral County	1	0	0	0	0	1
Nye County	27	2	32	0	1	62
Pershing County	1	0	2	0	0	3
Pershing Co	1	0	2	0	0	3
Lovelock	0	0	0	0	0	0
Storey County	7	0	11	0	0	18
Washoe County	62	3	111	1	0	177
Reno PD	23	0	32	1	0	56
Reno Tahoe AA	0	0	0	0	0	0
Sparks PD	2	3	15	0	0	20
UNR	0	0	0	0	0	0
Washoe SD	0	0	0	0	0	0
Washoe Co	37	0	64	0	0	101
Reno Muni	0	0	0	0	0	0
White Pine County	2	0	13	0	0	15
Statewide Agencies	0	0	0	0	0	0
NDI	0	0	0	0	0	0
NHP -S	0	0	0	0	0	0
NHP - NE	0	0	0	0	0	0
NHP - NW	0	0	0	0	0	0
Capitol	0	0	0	0	0	0
Fire Marshal	0	0	0	0	0	0
Secretary	0	0	0	0	0	0
<b>Total:</b>	<b>3,268</b>	<b>22</b>	<b>9,200</b>	<b>1</b>	<b>1</b>	<b>12,492</b>
<b>% of Total:</b>	<b>26.16%</b>	<b>0.18%</b>	<b>73.65%</b>	<b>0.01%</b>	<b>0.01%</b>	<b>100.00%</b>

THIS PAGE WAS LEFT INTENTIONALLY BLANK



# Aging & Disability Services



# Aging & Disability Services Statistics

	# of Incidents	% of Total Reported
<b>Total Abuse Reported</b>	<b>8,801</b>	
Substantiated	1,701	19.33%
Unsubstantiated	7,100	80.67%

		% of Total Incidents
<b>Most Prevalent County</b>	Clark County	63.88%

Most Common Victim Demographics	# of Victims	Total Reported	% of Total Reported
White/ Non-Hispanic	4,764		72.62%
86+ Years of Age	1,362		20.76%
Female	3,986		60.76%

**Total Demographics Reported: 6,560**

Independent Living Residence	5,604		86.44%
------------------------------	-------	--	--------

**Total Type of Living Reported: 6,483**

Self Neglect	2,796		31.77%
Exploitation	2,145		24.37%

**Total Allegations Reported: 8,801**

*\* Not all demographics have been reported for each victim, thus reporting totals differ by category*





# About Aging & Disability Services

The following statistics are provided to the Department of Public Safety from the Nevada Department of Aging and Disability Services. The information provided comes from the Aging and Disability Service's Elder Protective Services Unit. Local law enforcement data collected by Aging & Disability Services is not taken into account in this publication due to duplication of data. Substantiated and unsubstantiated incidents reported are considered. These figures are published exactly as Aging and Disability Services presents them to the Department of Public Safety.

## **NRS 200.5093 Report of abuse, neglect, exploitation, isolation or abandonment of older person; voluntary and mandatory reports; investigation; penalty.**

1. Any person who is described in subsection 4 and who, in a professional or occupational capacity, knows or has reasonable cause to believe that an older person has been abused, neglected, exploited, isolated or abandoned shall:

(a) Except as otherwise provided in subsection 2, report the abuse, neglect, exploitation, isolation or abandonment of the older person to:

(1) The local office of the Aging and Disability Services Division of the Department of Health and Human Services;

(2) A police department or sheriff's office; or

(3) A toll-free telephone service designated by the Aging and Disability Services Division of the Department of Health and Human Services; and

(b) Make such a report as soon as reasonably practicable but not later than 24 hours after the person knows or has reasonable cause to believe that the older person has been abused, neglected, exploited, isolated or abandoned.

2. If a person who is required to make a report pursuant to subsection 1 knows or has reasonable cause to believe that the abuse, neglect, exploitation, isolation or abandonment of the older person involves an act or omission of the Aging and Disability Services Division, another division of the Department of Health and Human Services or a law enforcement agency, the person shall make the report to an agency other than the one alleged to have committed the act or omission.

3. Each agency, after reducing a report to writing, shall forward a copy of the report to the Aging and Disability Services Division of the Department of Health and Human Services and the Unit for the Investigation and Prosecution of Crimes.

Note: Totals in the various categories may not match because of the variations of number of offenders for each victim, possible multiple victims for each offense, and the possibility that one victim could have sustained multiple types of abuse.

Please contact ADSD directly for further information about their statistics:

[ADSD@adsd.nv.gov](mailto:ADSD@adsd.nv.gov)



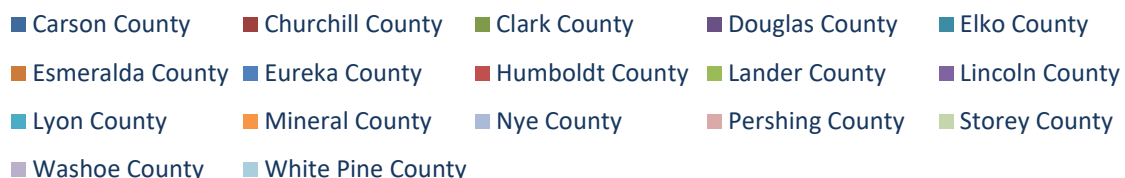
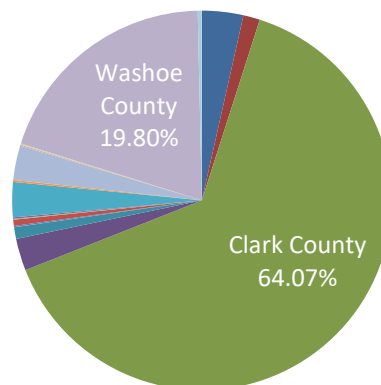


# Aging & Disability Services Elderly Abuse

Substantiated Incidents by County

	Total Incidents Reported	% of Total
Carson County	231	3.52%
Churchill County	93	1.42%
Clark County	4,203	64.07%
Douglas County	179	2.73%
Elko County	65	0.99%
Esmeralda County	1	0.02%
Eureka County	7	0.11%
Humboldt County	34	0.52%
Lander County	5	0.08%
Lincoln County	8	0.12%
Lyon County	196	2.99%
Mineral County	11	0.17%
Nye County	192	2.93%
Pershing County	7	0.11%
Storey County	6	0.09%
Washoe County	1,299	19.80%
White Pine County	23	0.35%
<b>Total:</b>	<b>6,560</b>	

## Aging & Disability Services Elderly Abuse Statistics





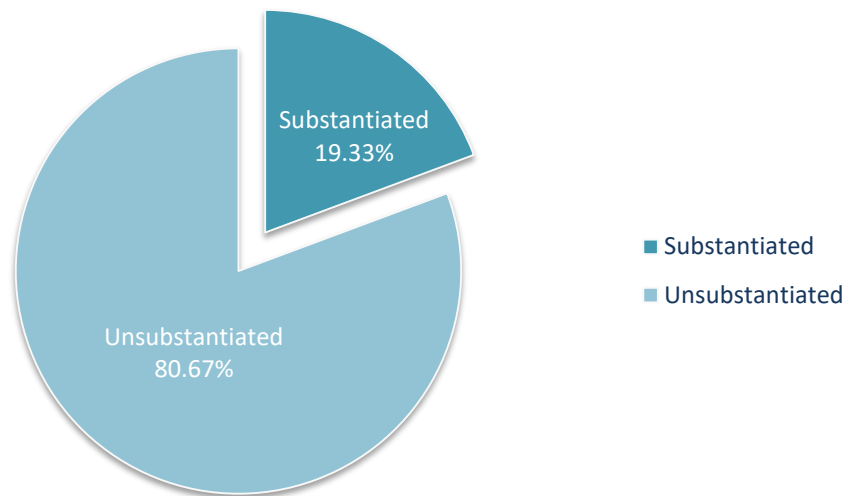
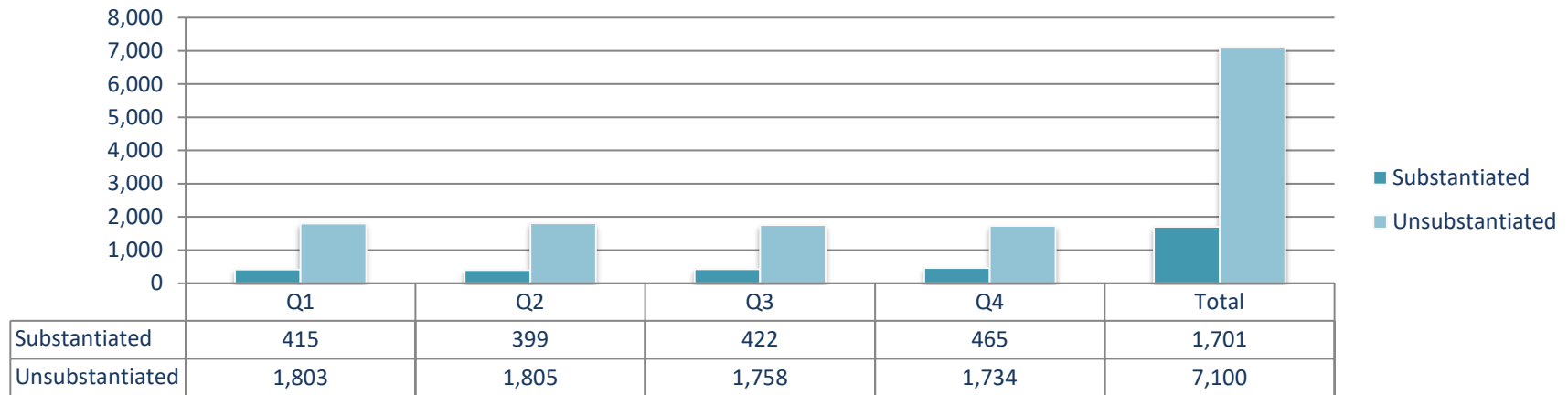


# Aging & Disability Services Elderly Abuse

Substantiated vs Unsubstantiated

## 2017 Aging & Disability Services Elderly Abuse

Substantiated vs Unsubstantiated

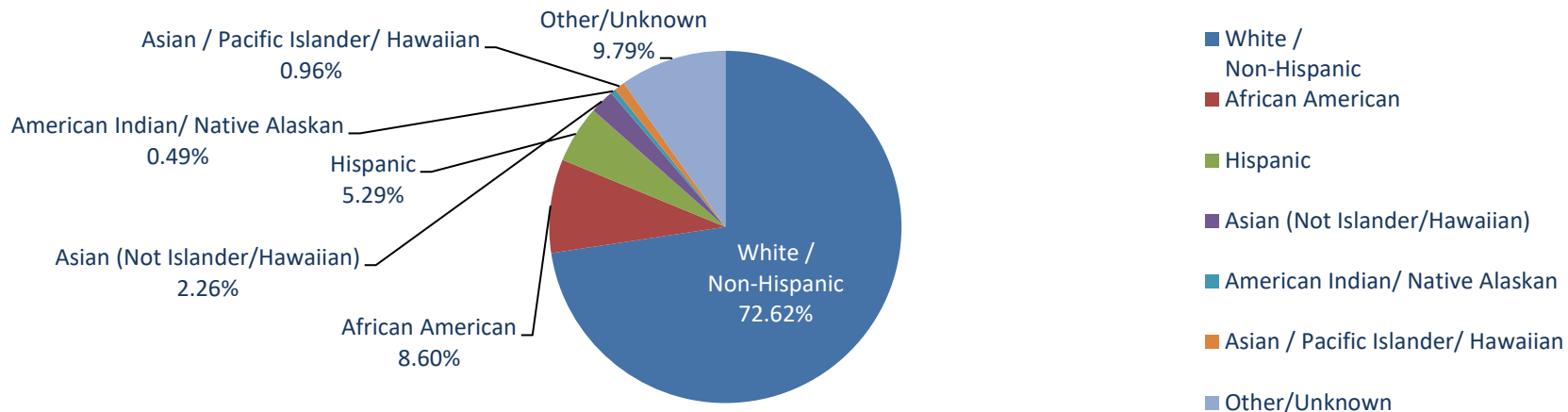




# Aging & Disability Services Elderly Abuse

Age, Race, and Gender of Victim

Race of Victim	White / Non-Hispanic	African American	Hispanic	Asian (Not Islander/Hawaiian)	American Indian/ Native Alaskan	Asian / Pacific Islander/ Hawaiian	Other/Unknown	Total
Carson County	209	3	0	2	5	0	12	231
Churchill County	80	3	3	0	2	2	3	93
Clark County	2,787	524	259	126	9	51	447	4,203
Douglas County	156	0	8	1	0	1	13	179
Elko County	45	1	6	0	3	0	10	65
Esmeralda County	1	0	0	0	0	0	0	1
Eureka County	7	0	0	0	0	0	0	7
Humboldt County	32	0	0	0	1	0	1	34
Lander County	4	0	1	0	0	0	0	5
Lincoln County	8	0	0	0	0	0	0	8
Lyon County	166	2	4	3	4	1	16	196
Mineral County	9	0	0	0	2	0	0	11
Nye County	164	4	7	1	1	0	15	192
Pershing County	6	0	1	0	0	0	0	7
Storey County	6	0	0	0	0	0	0	6
Washoe County	1,067	27	54	15	5	8	123	1,299
White Pine County	17	0	4	0	0	0	2	23
<b>State Total:</b>	<b>4,764</b>	<b>564</b>	<b>347</b>	<b>148</b>	<b>32</b>	<b>63</b>	<b>642</b>	<b>6,560</b>
<b>% of Total</b>	<b>72.62%</b>	<b>8.60%</b>	<b>5.29%</b>	<b>2.26%</b>	<b>0.49%</b>	<b>0.96%</b>	<b>9.79%</b>	

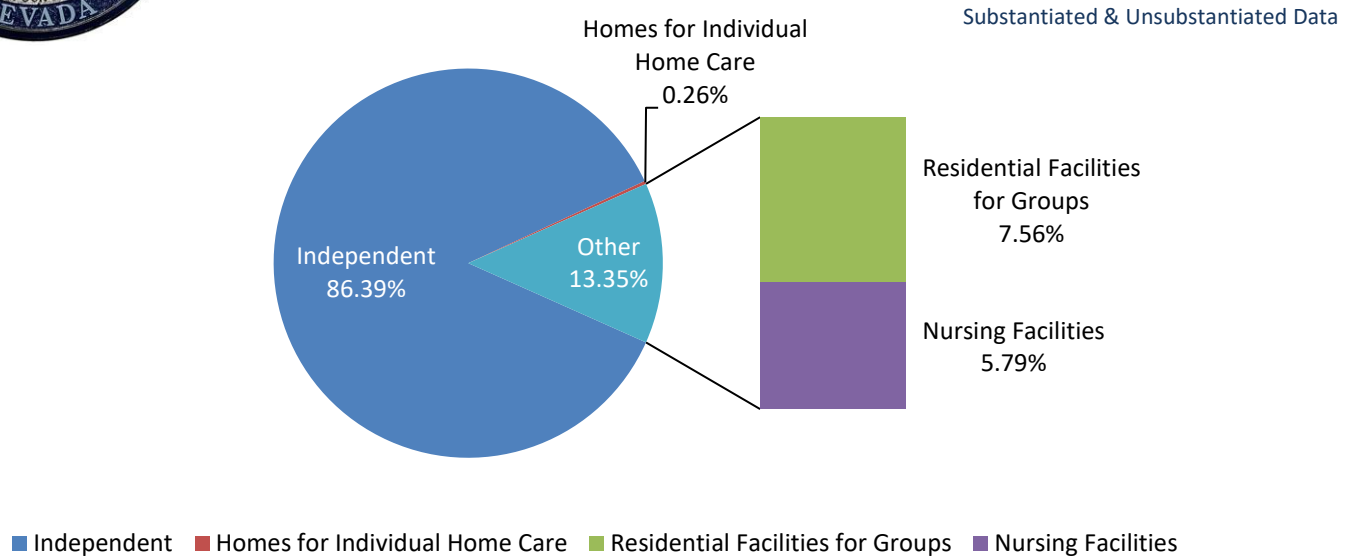


Substantiated & Unsubstantiated Data



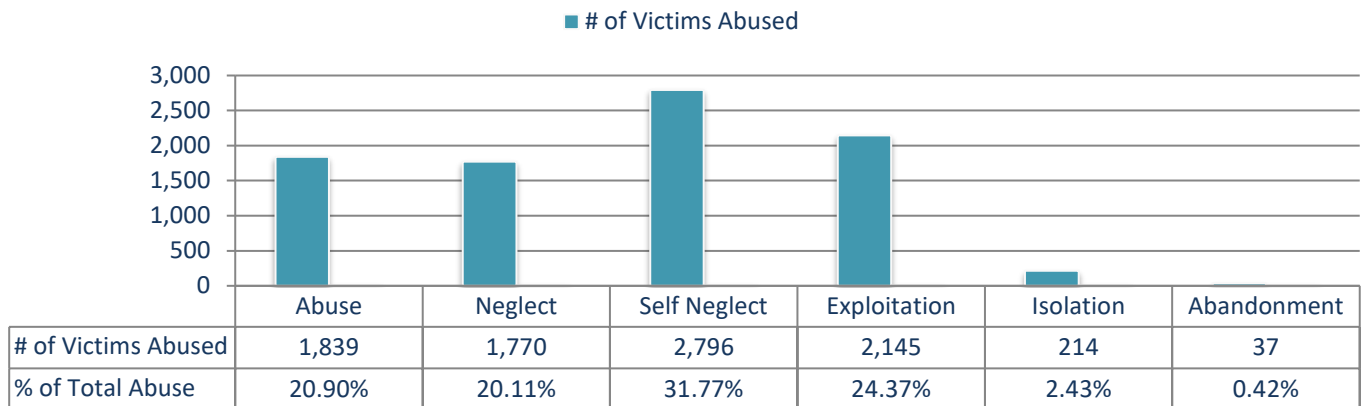
# Aging & Disability Services Elderly Abuse

Victim's Residence Type, Type of Abuse, and Relationship to Offender

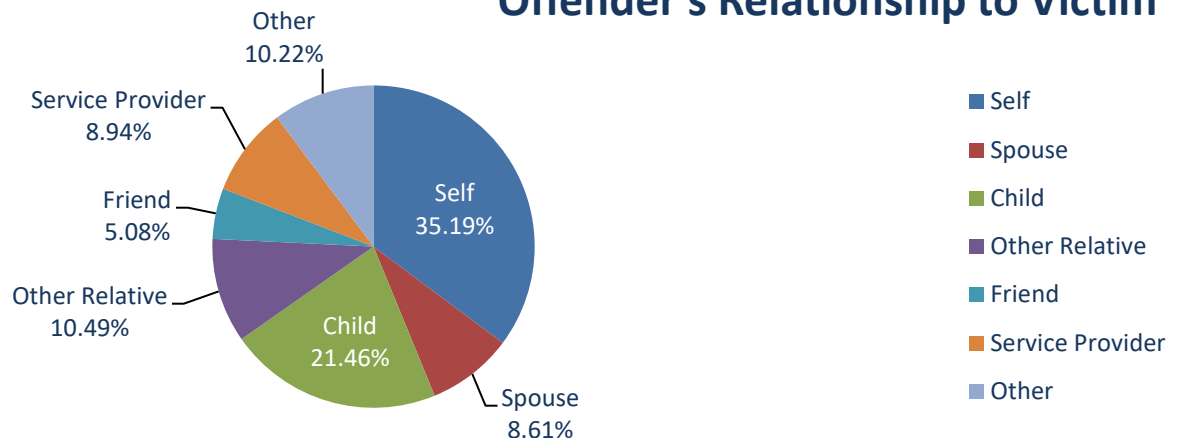


## Type of Abuse to Victim

Substantiated & Unsubstantiated



## Offender's Relationship to Victim



THIS PAGE WAS LEFT INTENTIONALLY BLANK



# Arrest Data



# 2017 Arrest Statistics

**One Arrest Every 6 Minutes, 30 Seconds**

Arrests	Offenses	% of Total Arrests	% Change from 2016	Arrest Rate / 1,000 Pop
Juvenile	8,793	6.95%	-24.18%	2.93
Adult	117,776	93.05%	0.68%	39.28
<b>Total</b>	<b>126,569</b>		<b>-1.56%</b>	<b>42.22</b>

*\* The total arrests cleared may not match the arrested data by gender, race, and ethnicity due to limitations in the way the data are collected and reported.*

Most Probable Age for Juvenile Arrestees	Gender	Age	Number	Total Reported	% of Total
Index Crimes	Male	13-14	131	2,381	5.50%
Other Offenses	Male	13-14	300	2,482	12.09%
Prostitution and Commercialized Vice	Male	15	22	103	21.36%
Drug Abuse Violations	Male	10-12	147	774	18.99%
Miscellaneous Offenses	Male	17	299	3,046	9.82%

Most Probable Age for Adults 18 - 24 years of age Arrestees	Gender	Age	Number	Total Reported	% of Total
Index Crimes	Male	21	153	3,948	3.88%
Other Offenses	Male	24	355	4,786	7.42%
Prostitution and Commercialized Vice	Female	21	206	1,288	15.99%
Drug Abuse Violations	Male	18	191	2,059	9.28%
Gambling	Male	18	5	22	22.73%
Miscellaneous Offenses	Male	23	1,198	13,056	9.18%
Human Trafficking	Male	22	4	11	36.36%

Most Probable Age for Adults 25 - 59 years of age Arrestees	Gender	Age	Number	Total Reported	% of Total
Index Crimes	Male	25-29	667	11,503	5.80%
Other Offenses	Male	25-29	1,860	15,975	11.64%
Prostitution and Commercialized Vice	Female	25-29	604	1,853	32.60%
Drug Abuse Violations	Male	25-29	422	6,187	6.82%
Miscellaneous Offenses	Male	25-29	6,774	52,161	12.99%
Human Trafficking	Male	25-29	13	28	46.43%

Most Probable Age for Adults 60+ years of age Arrestees	Gender	Age	Number	Total Reported	% of Total
Index Crimes	Male	60-64	88	439	20.05%
Other Offenses	Male	60-64	209	746	28.02%
Prostitution and Commercialized Vice	Male	60-64	40	100	40.00%
Drug Abuse Violations	Male	60-64	44	165	26.67%
Miscellaneous Offenses	Male	60-64	1,261	3,448	36.57%





# Arrests by Age Range

5-yr Comparison: 2013 - 2017

Juveniles	2013	2014	2015	2016	2017	5-year Average
0-9	80	89	73	43	42	65
10-12	748	650	657	541	666	652
13-14	2,610	2,388	2,248	2,081	2,165	2,298
15	2,375	2,211	1,912	1,716	1,716	1,986
16	2,916	2,712	2,459	1,963	2,017	2,413
17	3,318	2,976	2,520	2,394	2,187	2,679

<b>Total Juveniles</b>	<b>12,047</b>	<b>11,026</b>	<b>9,869</b>	<b>8,738</b>	<b>8,793</b>	<b>10,095</b>
------------------------	---------------	---------------	--------------	--------------	--------------	---------------

Adults	2013	2014	2015	2016	2017	5-year Average
18	4,088	3,357	2,746	2,826	2,555	3,114
19	4,626	4,117	3,443	3,372	2,918	3,695
20	4,849	4,423	3,731	3,795	3,212	4,002
21	5,447	4,745	4,167	4,322	3,638	4,464
22	5,342	4,998	4,451	4,641	4,042	4,695
23	5,148	4,823	4,429	4,705	4,353	4,692
24	4,859	4,712	4,441	4,693	4,452	4,631
25-29	21,307	20,348	20,172	22,544	22,440	21,362
30-34	16,959	16,212	15,636	18,307	18,577	17,138
35-39	11,781	11,447	11,717	13,858	14,789	12,718
40-44	10,762	9,411	8,964	9,584	9,930	9,730
45-49	9,680	8,374	7,711	8,394	8,651	8,562
50-54	7,636	7,287	6,820	7,506	7,968	7,443
55-59	4,213	4,154	4,226	4,584	5,353	4,506
60-64	1,949	1,995	2,076	2,287	3,035	2,268
65 and over	1,428	1,446	1,522	1,553	1,863	1,562

<b>Total Adults</b>	<b>120,074</b>	<b>111,849</b>	<b>106,252</b>	<b>116,971</b>	<b>117,776</b>	<b>114,584</b>
---------------------	----------------	----------------	----------------	----------------	----------------	----------------

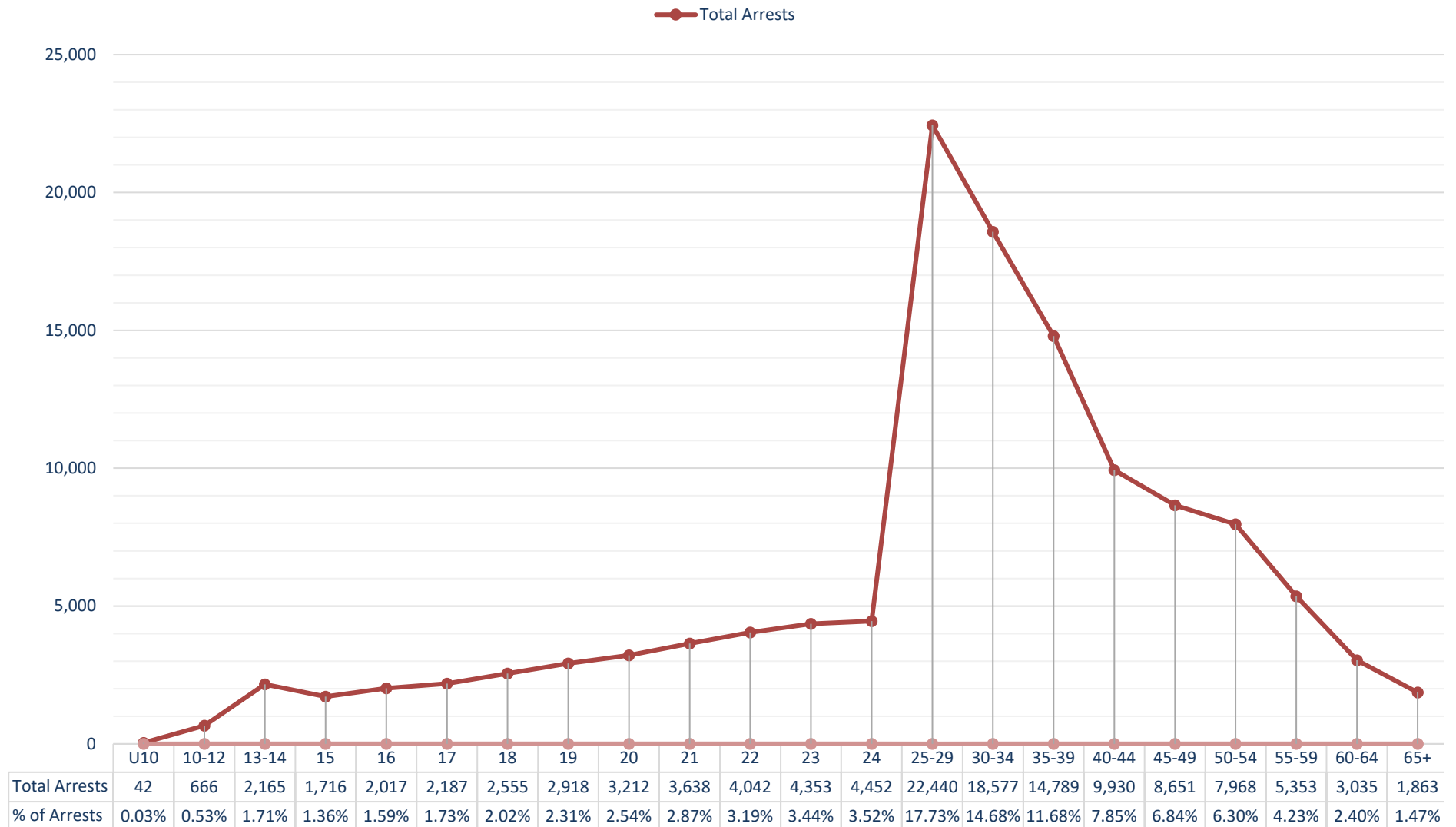
<b>Grand Totals</b>	<b>132,121</b>	<b>122,875</b>	<b>116,121</b>	<b>125,709</b>	<b>126,569</b>	<b>124,679</b>
---------------------	----------------	----------------	----------------	----------------	----------------	----------------





# 2017 Arrests in Nevada

By Age Range







# Statewide Arrestees Demographics

Juvenile and Adult: By Agency and County

## STATE OF NEVADA ARRESTS 2018

		U10	10-12	13-14	15	16	17	ASR Under 18
Total Arrests	Male	30	473	1,456	1,129	1,402	1,533	6,023
	Female	12	193	709	587	615	654	2,770
	Total:	42	666	2,165	1,716	2,017	2,187	8,793

Index Crime:		U10	10-12	13-14	15	16	17	ASR Under 18
Murder and Nonnegligent Manslaughter	Male	0	0	0	0	1	3	
	Female	0	0	0	0	0	0	4
Manslaughter by Negligence	Male	0	0	0	0	0	0	
	Female	0	0	0	0	0	0	0
Rape	Male	2	7	20	12	11	7	
	Female	0	4	1	1	1	0	66
Robbery	Male	0	8	47	57	69	115	
	Female	0	0	16	9	16	6	343
Aggravated Assault (Return A - 4a-d)	Male	1	51	131	68	88	93	
	Female	1	19	67	34	44	41	638
Burglary - Breaking or Entering	Male	0	20	68	70	90	72	
	Female	0	4	6	11	8	8	357
Larceny - Theft (Except Motor Vehicle Theft)	Male	0	52	130	105	118	116	
	Female	1	12	64	76	76	76	826
Motor Vehicle Theft	Male	0	6	27	25	25	13	
	Female	0	1	13	6	9	4	129
Arson	Male	0	3	3	3	2	0	
	Female	0	0	3	1	1	2	18
Total Index Crimes Violations:	Male	3	147	426	340	404	419	Total:
	Female	2	40	170	138	155	137	2,381

Other Offenses:		U10	10-12	13-14	15	16	17	ASR Under 18
Other Assaults (Return A - 4e)	Male	2	131	300	180	240	198	
	Female	4	91	216	136	164	135	1,797
Forgery and Counterfeiting	Male	0	7	9	8	3	5	
	Female	0	3	2	3	0	0	40
Fraud	Male	0	1	6	5	11	5	
	Female	0	0	1	4	1	4	38
Embezzlement	Male	0	0	0	0	1	3	
	Female	0	0	0	0	0	1	5
Stolen Property; Buying, Receiving, Possessing	Male	0	2	24	34	33	41	
	Female	0	0	3	13	12	8	170
Vandalism	Male	5	23	63	36	41	34	
	Female	0	7	12	10	8	11	250
Weapons; Carrying, Possessing, etc.	Male	0	13	37	17	42	54	
	Female	0	1	5	3	4	6	182
Total Other Offense Violations:	Male	7	177	439	280	371	340	Total:
	Female	4	102	239	169	189	165	2,482

Prostitution and Commercialized Vice:		U10	10-12	13-14	15	16	17	ASR Under 18
Prostitution	Male	0	0	0	0	2	5	
	Female	0	0	6	3	13	17	46
Assisting or Promoting Prostitution	Male	0	0	0	1	0	2	
	Female	0	0	0	0	0	0	3
Purchasing Prostitution	Male	0	0	0	0	0	0	
	Female	0	0	0	0	0	0	0
Sex Offenses (Except Forcible Rape and Prostitution)	Male	0	8	22	9	2	5	
	Female	0	0	8	0	0	0	54
Total Prostitution & Commercialized Vice Violations:	Male	0	8	22	10	4	12	Total:
	Female	0	0	14	3	13	17	103

## STATE OF NEVADA ARRESTS 2018

Drug Abuse Violations:		U10	10-12	13-14	15	16	17	ASR Under 18
Sale/Manufacturing:		0	2	26	20	23	37	108
Opium or Cocaine and Their Derivatives (Morphine, Heroin, Codeine)	Male	0	0	0	1	1	3	6
	Female	0	0	0	0	0	1	
Marijuana	Male	0	1	15	13	14	21	81
	Female	0	0	7	1	4	5	
Synthetic Narcotics - Manufactured Narcotics Which Can Cause True Drug Addiction Demerol, Methadones)	Male	0	1	1	1	0	3	8
	Female	0	0	1	1	0	0	
Other - Dangerous Nonnarcotic Drugs (Barbiturates, Benzedrine)	Male	0	0	2	2	4	3	13
	Female	0	0	0	1	0	1	
Possession:		0	26	136	127	165	212	666
Opium or Cocaine and Their Derivatives (Morphine, Heroin, Codeine)	Male	0	0	1	1	1	5	11
	Female	0	0	1	0	0	2	
Marijuana	Male	0	13	90	76	121	147	578
	Female	0	12	35	27	22	35	
Synthetic Narcotics - Manufactured Narcotics Which Can Cause True Drug Addiction (Demerol, Methadones)	Male	0	0	3	7	7	11	35
	Female	0	0	2	1	3	1	
Other - Dangerous Nonnarcotic Drugs (Barbiturates, Benzedrine)	Male	0	0	4	12	10	9	42
	Female	0	1	0	3	1	2	
Total Drug Abuse Violations:		Male	0	15	116	113	158	Total:
	Female	0	13	46	34	30	47	774
Gambling:		U10	10-12	13-14	15	16	17	ASR Under 18
Bookmaking (Horse and Sport Book)	Male	0	0	0	0	0	0	0
	Female	0	0	0	0	0	0	
Numbers and Lottery	Male	0	0	0	0	0	0	1
	Female	0	0	0	0	0	1	
All Other Gambling	Male	0	0	0	0	0	6	6
	Female	0	0	0	0	0	0	
Total Gambling Violations:		Male	0	0	0	0	6	Total:
	Female	0	0	0	0	0	1	7
Miscellaneous:		U10	10-12	13-14	15	16	17	ASR Under 18
Offenses Against the Family and Children	Male	0	0	0	2	2	0	7
	Female	0	0	1	0	0	2	
Driving Under the Influence	Male	1	0	0	7	6	23	50
	Female	0	1	0	3	3	6	
Liquor Laws	Male	0	5	38	53	89	92	444
	Female	1	3	32	33	46	52	
Drunkenness	Male	0	1	0	0	3	2	40
	Female	0	1	0	0	0	33	
Disorderly Conduct	Male	1	27	43	24	23	16	195
	Female	0	9	18	17	9	8	
Vagrancy	Male	1	5	6	6	9	19	64
	Female	0	1	2	6	1	8	
All Other Offenses (Except Traffic)	Male	17	70	276	208	235	299	1,574
	Female	4	16	118	107	102	122	
Suspicion	Male	0	0	0	1	0	0	1
	Female	0	0	0	0	0	0	
Curfew and Loitering Law Violations	Male	0	14	66	63	76	78	451
	Female	1	4	33	39	39	38	
Runaways	Male	0	4	24	22	22	25	220
	Female	0	3	36	38	28	18	
Total Miscellaneous Violations:		Male	20	126	453	386	465	Total:
	Female	6	38	240	243	228	287	3,046
Human Trafficking:		U10	10-12	13-14	15	16	17	ASR Under 18
Human Trafficking/ Commercial Sex Acts	Male	0	0	0	0	0	0	0
	Female	0	0	0	0	0	0	
Human Trafficking/ Involuntary Servitude	Male	0	0	0	0	0	0	0
	Female	0	0	0	0	0	0	
Total Human Trafficking Violations:		Male	0	0	0	0	0	Total:
	Female	0	0	0	0	0	0	0

2017 State of Nevada Arrest Totals

STATE OF NEVADA ARRESTS 2018

		18	19	20	21	22	23	24	Arrests 18 - 24
Total Arrests	Male	1,832	2,006	2,106	2,351	2,632	2,821	2,851	16,599
	Female	723	912	1,106	1,287	1,410	1,532	1,601	8,571
	Total:	2,555	2,918	3,212	3,638	4,042	4,353	4,452	25,170

Index Crime:		18	19	20	21	22	23	24	Arrests 18 - 24
Murder and Nonnegligent Manslaughter	Male	6	7	5	5	10	3	9	48
	Female	1	0	0	2	0	0	0	
Manslaughter by Negligence	Male	0	0	0	1	0	0	0	1
	Female	0	0	0	0	0	0	0	
Rape	Male	7	6	7	5	9	9	10	56
	Female	0	0	0	1	2	0	0	
Robbery	Male	99	68	44	41	53	48	54	478
	Female	16	13	9	8	8	5	12	
Aggravated Assault (Return A - 4a-d)	Male	89	86	91	100	107	129	129	1,035
	Female	33	28	34	44	52	58	55	
Burglary - Breaking or Entering	Male	82	71	58	77	70	82	102	728
	Female	18	20	18	28	21	34	47	
Larceny - Theft (Except Motor Vehicle Theft)	Male	134	112	92	153	112	123	111	1,415
	Female	67	78	83	82	80	98	90	
Motor Vehicle Theft	Male	19	16	17	18	23	23	27	181
	Female	5	2	4	3	6	12	6	
Arson	Male	2	0	2	0	0	0	1	6
	Female	0	0	0	0	0	0	1	
Total Index Crimes Violations:	Male	438	366	316	400	384	417	443	Total:
	Female	140	141	148	168	169	207	211	3,948

Other Offenses:		18	19	20	21	22	23	24	Arrests 18 - 24
Other Assaults (Return A - 4e)	Male	157	192	207	274	304	326	355	3,117
	Female	111	114	148	221	230	231	247	
Forgery and Counterfeiting	Male	3	4	2	3	9	10	10	74
	Female	2	3	2	10	7	2	7	
Fraud	Male	7	24	18	20	27	32	29	248
	Female	6	20	19	7	11	13	15	
Embezzlement	Male	3	8	3	3	5	6	6	52
	Female	4	1	2	2	3	4	2	
Stolen Property; Buying, Receiving, Possessing	Male	52	48	45	45	46	54	45	404
	Female	8	9	6	6	9	8	23	
Vandalism	Male	27	53	39	51	43	50	43	380
	Female	10	7	8	11	6	16	16	
Weapons; Carrying, Possessing, etc.	Male	67	64	62	64	77	73	67	511
	Female	4	3	2	5	7	9	7	
Total Other Offense Violations:	Male	316	393	376	460	511	551	555	Total:
	Female	145	157	187	262	273	283	317	4,786

Prostitution and Commercialized Vice:		18	19	20	21	22	23	24	Arrests 18 - 24
Prostitution	Male	4	1	10	0	4	4	5	1,188
	Female	94	132	174	206	200	192	162	
Assisting or Promoting Prostitution	Male	0	1	2	1	0	1	0	8
	Female	2	0	0	0	1	0	0	
Purchasing Prostitution	Male	0	0	2	0	0	0	0	5
	Female	0	0	0	2	0	1	0	
Sex Offenses (Except Forcible Rape and Prostitution)	Male	6	8	8	12	13	13	14	87
	Female	0	1	3	1	1	4	3	
Total Prostitution & Commercialized Vice Violations:	Male	10	10	22	13	17	18	19	Total:
	Female	96	133	177	209	202	197	165	1,288

## STATE OF NEVADA ARRESTS 2018

Drug Abuse Violations:		18	19	20	21	22	23	24	Arrests 18 - 24
Sale/Manufacturing:		53	46	63	54	77	71	70	434
Opium or Cocaine and Their Derivatives (Morphine, Heroin, Codeine)	Male	7	7	15	12	17	17	8	102
	Female	2	2	0	2	4	3	6	
Marijuana	Male	33	20	30	19	23	12	29	182
	Female	2	5	2	0	3	1	3	
Synthetic Narcotics - Manufactured Narcotics Which Can Cause True Drug Addiction Demerol, Methadones)	Male	2	7	7	6	6	15	10	66
	Female	0	1	1	1	3	2	5	
Other - Dangerous Nonnarcotic Drugs (Barbiturates, Benzedrine)	Male	5	3	5	9	13	16	6	84
	Female	2	1	3	5	8	5	3	
Possession:		299	263	236	158	232	214	223	1,625
Opium or Cocaine and Their Derivatives (Morphine, Heroin, Codeine)	Male	7	15	21	27	40	36	32	238
	Female	2	5	5	11	11	11	15	
Marijuana	Male	191	151	113	14	19	25	18	636
	Female	47	18	24	3	9	1	3	
Synthetic Narcotics - Manufactured Narcotics Which Can Cause True Drug Addiction (Demerol, Methadones)	Male	15	20	15	32	28	41	26	243
	Female	2	5	10	9	13	12	15	
Other - Dangerous Nonnarcotic Drugs (Barbiturates, Benzedrine)	Male	29	38	33	47	84	66	88	508
	Female	6	11	15	15	28	22	26	
Total Drug Abuse Violations:		Male	289	261	239	166	230	228	217
		Female	63	48	60	46	79	57	76
									2,059

Gambling:		18	19	20	21	22	23	24	Arrests 18 - 24
Bookmaking (Horse and Sport Book)	Male	0	0	0	0	0	0	0	0
	Female	0	0	0	0	0	0	0	
Numbers and Lottery	Male	0	0	0	0	0	0	0	0
	Female	0	0	0	0	0	0	0	
All Other Gambling	Male	5	4	4	0	0	1	0	22
	Female	3	3	2	0	0	0	0	
Total Gambling Violations:		Male	5	4	4	0	0	1	0
		Female	3	3	2	0	0	0	0
									Total: 22

Miscellaneous:		18	19	20	21	22	23	24	Arrests 18 - 24
Offenses Against the Family and Children	Male	40	29	12	22	10	12	16	219
	Female	7	16	5	8	16	14	12	
Driving Under the Influence	Male	85	162	173	225	290	319	343	2,206
	Female	26	39	58	111	117	138	120	
Liquor Laws	Male	154	158	146	33	39	26	34	817
	Female	79	80	51	6	3	6	2	
Drunkenness	Male	7	1	2	2	5	9	6	55
	Female	4	3	4	0	1	4	7	
Disorderly Conduct	Male	18	10	15	29	37	25	30	226
	Female	7	5	5	14	4	12	15	
Vagrancy	Male	10	9	20	20	21	15	21	201
	Female	12	27	28	3	3	10	2	
All Other Offenses (Except Traffic)	Male	459	603	781	981	1,084	1,198	1,167	9,332
	Female	141	260	380	460	540	604	674	
Suspicion	Male	0	0	0	0	0	0	0	0
	Female	0	0	0	0	0	0	0	
Total Miscellaneous Violations:		Male	773	972	1,149	1,312	1,486	1,604	1,617
		Female	276	430	531	602	684	788	832
									Total: 13,056

Human Trafficking:		18	19	20	21	22	23	24	Arrests 18 - 24
Human Trafficking/ Commercial Sex Acts	Male	1	0	0	0	4	2	0	11
	Female	0	0	1	0	3	0	0	
Human Trafficking/ Involuntary Servitude	Male	0	0	0	0	0	0	0	0
	Female	0	0	0	0	0	0	0	
Total Human Trafficking Violations:		Male	1	0	0	4	2	0	Total: 11
		Female	0	0	1	3	0	0	

2017 State of Nevada Arrest Totals

STATE OF NEVADA ARRESTS 2018

		25-29	30-34	35-39	40-44	45-49	50-54	55-59	Arrests 25-59
Total Arrests	Male	15,421	13,190	10,661	7,267	6,400	6,135	4,324	63,398
	Female	7,019	5,387	4,128	2,663	2,251	1,833	1,029	24,310
	Total:	22,440	18,577	14,789	9,930	8,651	7,968	5,353	87,708

Index Crime:		25-29	30-34	35-39	40-44	45-49	50-54	55-59	Arrests 25-59
Murder and Nonnegligent Manslaughter	Male	22	19	13	8	6	10	5	103
	Female	8	4	1	1	1	4	1	
Manslaughter by Negligence	Male	0	1	0	0	2	0	0	6
	Female	3	0	0	0	0	0	0	
Rape	Male	36	50	44	24	24	21	8	213
	Female	1	2	2	1	0	0	0	
Robbery	Male	218	162	80	55	37	38	18	751
	Female	53	42	28	9	5	5	1	
Aggravated Assault (Return A - 4a-d)	Male	658	552	483	293	304	238	158	3,663
	Female	242	206	160	127	105	86	51	
Burglary - Breaking or Entering	Male	470	381	297	155	143	72	55	2,111
	Female	142	139	108	70	45	21	13	
Larceny - Theft (Except Motor Vehicle Theft)	Male	667	552	396	273	235	207	147	4,074
	Female	431	381	276	196	116	129	68	
Motor Vehicle Theft	Male	135	102	65	42	29	24	9	546
	Female	39	46	21	14	10	6	4	
Arson	Male	9	1	4	6	3	0	3	36
	Female	2	0	5	2	0	0	1	
Total Index Crimes Violations:		Male	2,215	1,820	1,382	856	783	610	403
	Female	921	820	601	420	282	251	139	Total: 11,503

Other Offenses:		25-29	30-34	35-39	40-44	45-49	50-54	55-59	Arrests 25-59
Other Assaults (Return A - 4e)	Male	1,860	1,551	1,144	828	692	575	446	10,655
	Female	995	753	595	405	354	279	178	
Forgery and Counterfeiting	Male	60	72	53	36	16	15	10	411
	Female	31	44	32	19	10	9	4	
Fraud	Male	219	185	169	92	74	68	51	1,311
	Female	122	104	97	48	33	31	18	
Embezzlement	Male	24	21	16	11	8	6	2	172
	Female	26	20	12	7	5	8	6	
Stolen Property; Buying, Receiving, Possessing	Male	287	238	166	118	75	65	21	1,209
	Female	74	69	41	27	16	8	4	
Vandalism	Male	181	161	136	86	67	67	44	931
	Female	47	51	24	22	23	17	5	
Weapons; Carrying, Possessing, etc.	Male	372	296	203	123	75	65	34	1,286
	Female	28	28	27	6	8	17	4	
Total Other Offense Violations:		Male	3,003	2,524	1,887	1,294	1,007	861	608
	Female	1,323	1,069	828	534	449	369	219	Total: 15,975

Prostitution and Commercialized Vice:		25-29	30-34	35-39	40-44	45-49	50-54	55-59	Arrests 25-59
Prostitution	Male	32	34	25	17	17	13	12	1,281
	Female	604	273	128	45	37	31	13	
Assisting or Promoting Prostitution	Male	3	5	2	1	1	1	0	17
	Female	1	0	0	1	2	0	0	
Purchasing Prostitution	Male	3	7	3	1	2	3	2	23
	Female	1	1	0	0	0	0	0	
Sex Offenses (Except Forcible Rape and Prostitution)	Male	77	75	76	59	57	64	56	532
	Female	8	11	14	8	10	10	7	
Total Prostitution & Commercialized Vice Violations:		Male	115	121	106	78	77	81	70
	Female	614	285	142	54	49	41	20	Total: 1,853

## STATE OF NEVADA ARRESTS 2018

Drug Abuse Violations:		25-29	30-34	35-39	40-44	45-49	50-54	55-59	Arrests 25-59
Sale/Manufacturing:		341	300	244	146	113	92	48	1,284
Opium or Cocaine and Their Derivatives (Morphine, Heroin, Codeine)	Male	77	74	51	32	20	28	8	329
	Female	12	7	11	5	3	1	0	
Marijuana	Male	103	55	51	26	19	11	4	290
	Female	8	7	3	1	1	1	0	
Synthetic Narcotics - Manufactured Narcotics Which Can Cause True Drug Addiction Demerol, Methadones)	Male	39	59	40	31	31	14	14	295
	Female	16	13	18	7	6	5	2	
Other - Dangerous Nonnarcotic Drugs (Barbiturates, Benzedrine)	Male	68	69	52	34	25	23	17	370
	Female	18	16	18	10	8	9	3	
Possession:		1,254	1,067	859	628	488	385	222	4,903
Opium or Cocaine and Their Derivatives (Morphine, Heroin, Codeine)	Male	193	138	97	65	54	45	33	848
	Female	73	59	34	22	19	7	9	
Marijuana	Male	108	66	42	25	11	14	8	322
	Female	19	13	6	5	2	2	1	
Synthetic Narcotics - Manufactured Narcotics Which Can Cause True Drug Addiction (Demerol, Methadones)	Male	212	218	188	116	95	95	44	1,245
	Female	66	54	64	38	29	15	11	
Other - Dangerous Nonnarcotic Drugs (Barbiturates, Benzedrine)	Male	422	384	318	267	217	170	102	2,488
	Female	161	135	110	90	61	37	14	
Total Drug Abuse Violations:		Male 1,222	1,063	839	596	472	400	230	6,187
		Female 373	304	264	178	129	77	40	

Gambling:		25-29	30-34	35-39	40-44	45-49	50-54	55-59	Arrests 25-59
Bookmaking (Horse and Sport Book)	Male	0	0	0	0	0	0	0	0
	Female	0	0	0	0	0	0	0	
Numbers and Lottery	Male	0	0	0	0	0	0	0	0
	Female	0	0	0	0	0	0	0	
All Other Gambling	Male	1	0	0	0	0	0	0	1
	Female	0	0	0	0	0	0	0	
Total Gambling Violations:		Male 1	0	0	0	0	0	0	Total: 1
		Female 0	0	0	0	0	0	0	

Miscellaneous:		25-29	30-34	35-39	40-44	45-49	50-54	55-59	Arrests 25-59
Offenses Against the Family and Children	Male	86	84	59	40	38	25	11	668
	Female	99	87	64	42	18	8	7	
Driving Under the Influence	Male	1,451	1,165	888	627	534	514	361	7,554
	Female	578	392	298	232	234	172	108	
Liquor Laws	Male	190	210	199	185	245	383	273	2,068
	Female	31	58	60	54	65	73	42	
Drunkenness	Male	33	13	16	8	8	10	8	142
	Female	10	7	12	4	8	3	2	
Disorderly Conduct	Male	172	157	120	91	85	74	72	1,011
	Female	45	48	30	30	36	35	16	
Vagrancy	Male	146	146	252	140	128	146	124	1,284
	Female	30	50	35	15	31	31	10	
All Other Offenses (Except Traffic)	Male	6,774	5,884	4,909	3,351	3,022	3,031	2,162	39,434
	Female	2,992	2,267	1,793	1,100	950	773	426	
Suspicion	Male	0	0	0	0	0	0	0	0
	Female	0	0	0	0	0	0	0	
Total Miscellaneous Violations:		Male 8,852	7,659	6,443	4,442	4,060	4,183	3,011	Total: 52,161
		Female 3,785	2,909	2,292	1,477	1,342	1,095	611	

Human Trafficking:		25-29	30-34	35-39	40-44	45-49	50-54	55-59	Arrests 25-59
Human Trafficking/ Commercial Sex Acts	Male	13	3	4	1	1	0	2	28
	Female	3	0	1	0	0	0	0	
Human Trafficking/ Involuntary Servitude	Male	0	0	0	0	0	0	0	0
	Female	0	0	0	0	0	0	0	
Total Human Trafficking Violations:		Male 13	3	4	1	1	0	2	Total: 28
		Female 3	0	1	0	0	0	0	

## STATE OF NEVADA ARRESTS 2018

		60 - 64	65 +	ASR 60+
<b>Total Arrests</b>	<b>Male</b>	<b>2,507</b>	<b>1,477</b>	<b>3,984</b>
	<b>Female</b>	<b>528</b>	<b>386</b>	<b>914</b>
	<b>Total:</b>	<b>3,035</b>	<b>1,863</b>	<b>4,898</b>

<b>Index Crime:</b>		60 - 64	65 +	ASR 60+
Murder and Nonnegligent Manslaughter	Male	3	0	3
	Female	1	0	1
Manslaughter by Negligence	Male	0	0	0
	Female	0	0	0
Rape	Male	11	8	19
	Female	1	0	1
Robbery	Male	5	2	7
	Female	0	0	0
Aggravated Assault (Return A - 4a-d)	Male	88	66	154
	Female	23	14	37
Burglary - Breaking or Entering	Male	21	10	31
	Female	5	2	7
Larceny - Theft (Except Motor Vehicle Theft)	Male	68	55	123
	Female	20	24	44
Motor Vehicle Theft	Male	5	4	9
	Female	1	1	2
Arson	Male	0	1	1
	Female	0	0	0
<b>Total Index Crimes Violations:</b>	<b>Male</b>	<b>201</b>	<b>146</b>	<b>347</b>
	<b>Female</b>	<b>51</b>	<b>41</b>	<b>92</b>

<b>Other Offenses:</b>		60 - 64	65 +	ASR 60+
Other Assaults (Return A - 4e)	Male	209	192	401
	Female	99	81	180
Forgery and Counterfeiting	Male	5	2	7
	Female	3	1	4
Fraud	Male	13	15	28
	Female	10	5	15
Embezzlement	Male	5	2	7
	Female	1	1	2
Stolen Property; Buying, Receiving, Possessing	Male	11	2	13
	Female	1	0	1
Vandalism	Male	17	15	32
	Female	5	1	6
Weapons; Carrying, Possessing, etc.	Male	28	21	49
	Female	1	0	1
<b>Total Other Offense Violations:</b>	<b>Male</b>	<b>288</b>	<b>249</b>	<b>537</b>
	<b>Female</b>	<b>120</b>	<b>89</b>	<b>209</b>

<b>Prostitution and Commercialized Vice:</b>		60 - 64	65 +	ASR 60+
Prostitution	Male	7	8	15
	Female	3	1	4
Assisting or Promoting Prostitution	Male	0	0	0
	Female	0	0	0
Purchasing Prostitution	Male	0	2	2
	Female	0	0	0
Sex Offenses (Except Forcible Rape and Prostitution)	Male	40	27	67
	Female	5	7	12
<b>Total Prostitution &amp; Commercialized Vice Violations:</b>	<b>Male</b>	<b>47</b>	<b>37</b>	<b>84</b>
	<b>Female</b>	<b>8</b>	<b>8</b>	<b>16</b>



## STATE OF NEVADA ARRESTS 2018

Drug Abuse Violations:		60 - 64	65 +	ASR 60+
Sale/Manufacturing:		18	8	26
Opium or Cocaine and Their Derivatives (Morphine, Heroin, Codeine)	Male	2	2	4
	Female	1	1	2
Marijuana	Male	2	0	2
	Female	0	1	1
Synthetic Narcotics - Manufactured Narcotics Which Can Cause True Drug Addiction (Demerol, Methadones)	Male	4	1	5
	Female	0	0	0
Other - Dangerous Nonnarcotic Drugs (Barbiturates, Benzedrine)	Male	9	3	12
	Female	0	0	0
Possession:		94	45	139
Opium or Cocaine and Their Derivatives (Morphine, Heroin, Codeine)	Male	15	12	27
	Female	2	1	3
Marijuana	Male	6	2	8
	Female	1	0	1
Synthetic Narcotics - Manufactured Narcotics Which Can Cause True Drug Addiction (Demerol, Methadones)	Male	14	14	28
	Female	8	1	9
Other - Dangerous Nonnarcotic Drugs (Barbiturates, Benzedrine)	Male	44	12	56
	Female	4	3	7
Total Drug Abuse Violations:		Male 96	46	142
	Female	16	7	23
Gambling:		60 - 64	65 +	ASR 60+
Bookmaking (Horse and Sport Book)	Male	0	0	0
	Female	0	0	0
Numbers and Lottery	Male	0	0	0
	Female	0	0	0
All Other Gambling	Male	0	0	0
	Female	0	0	0
Total Gambling Violations:		Male 0	0	0
	Female	0	0	0
Miscellaneous:		60 - 64	65 +	ASR 60+
Offenses Against the Family and Children	Male	3	7	10
	Female	2	6	8
Driving Under the Influence	Male	259	213	472
	Female	86	85	171
Liquor Laws	Male	216	84	300
	Female	20	7	27
Drunkenness	Male	5	1	6
	Female	2	0	2
Disorderly Conduct	Male	27	37	64
	Female	11	13	24
Vagrancy	Male	104	22	126
	Female	3	4	7
All Other Offenses (Except Traffic)	Male	1,261	635	1,896
	Female	209	126	335
Suspicion	Male	0	0	0
	Female	0	0	0
Total Miscellaneous Violations:		Male 1,875	999	2,874
	Female	333	241	574
Human Trafficking:		60 - 64	65 +	ASR 60+
Human Trafficking/ Commercial Sex Acts	Male	0	0	0
	Female	0	0	0
Human Trafficking/ Involuntary Servitude	Male	0	0	0
	Female	0	0	0
Total Human Trafficking Violations:		Male 0	0	0
	Female	0	0	0

Arrests - Races State Totals 2017		Carson City So	COUNTY: Churchill	Churchill Co	Fallon PD	COUNTY: Clark	Boulder PD	Clark Co School Dist	College of SNV	Henderson PD	LV Metro	LV Fire & Rescue	Mesquite PD	NLV Fire & Rescue	NLV PD	UNLV PD	Douglas Co	COUNTY: Elko	Carlin PD	Elko PD	Elko CO	West Wendover PD	Emeralda Co	Eureka Co	
Index Crime:		U10																							
Murder and Nonnegligent Manslaughter	Male	0	0	0	0	0	0	0	0	0	0	0	0	0	0	0	0	0	0	0	0	0	0	0	
	Female	0	0	0	0	0	0	0	0	0	0	0	0	0	0	0	0	0	0	0	0	0	0	0	
Manslaughter by Negligence	Male	0	0	0	0	0	0	0	0	0	0	0	0	0	0	0	0	0	0	0	0	0	0	0	
	Female	0	0	0	0	0	0	0	0	0	0	0	0	0	0	0	0	0	0	0	0	0	0	0	
Rape	Male	0	0	0	1	0	0	0	0	0	0	0	0	0	1	0	0	0	0	0	0	0	0	0	
	Female	0	0	0	0	0	0	0	0	0	0	0	0	0	0	0	0	0	0	0	0	0	0	0	
Robbery	Male	0	0	0	0	0	0	0	0	0	0	0	0	0	0	0	0	0	0	0	0	0	0	0	
	Female	0	0	0	0	0	0	0	0	0	0	0	0	0	0	0	0	0	0	0	0	0	0	0	
Aggravated Assault (Return A - 4a-d)	Male	0	0	0	0	1	0	0	0	1	0	0	0	0	0	0	0	0	0	0	0	0	0	0	
	Female	0	0	0	0	1	0	1	0	0	0	0	0	0	0	0	0	0	0	0	0	0	0	0	
Burglary - Breaking or Entering	Male	0	0	0	0	0	0	0	0	0	0	0	0	0	0	0	0	0	0	0	0	0	0	0	
	Female	0	0	0	0	0	0	0	0	0	0	0	0	0	0	0	0	0	0	0	0	0	0	0	
Larceny - Theft (Except Motor Vehicle Theft)	Male	0	0	0	0	0	0	0	0	0	0	0	0	0	0	0	0	0	0	0	0	0	0	0	
	Female	0	0	0	0	0	0	0	0	0	0	0	0	0	0	0	0	1	0	0	1	0	0	0	
Motor Vehicle Theft	Male	0	0	0	0	0	0	0	0	0	0	0	0	0	0	0	0	0	0	0	0	0	0	0	
	Female	0	0	0	0	0	0	0	0	0	0	0	0	0	0	0	0	0	0	0	0	0	0	0	
Arson	Male	0	0	0	0	0	0	0	0	0	0	0	0	0	0	0	0	0	0	0	0	0	0	0	
	Female	0	0	0	0	0	0	0	0	0	0	0	0	0	0	0	0	0	0	0	0	0	0	0	
Total Index Crimes Violations:	Male	0	0	0	0	2	0	0	0	1	0	0	0	0	1	0	0	0	0	0	0	0	0	0	
	Female	0	0	0	0	1	0	1	0	0	0	0	0	0	0	0	0	1	0	0	1	0	0	0	
Other Offenses:		U10																							
Other Assaults (Return A - 4e)	Male	0	1	1	0	1	0	1	0	0	0	0	0	0	0	0	0	0	0	0	0	0	0	0	
	Female	0	1	1	0	1	0	1	0	0	0	0	0	0	0	0	0	1	0	0	1	0	0	0	
Forgery and Counterfeiting	Male	0	0	0	0	0	0	0	0	0	0	0	0	0	0	0	0	0	0	0	0	0	0	0	
	Female	0	0	0	0	0	0	0	0	0	0	0	0	0	0	0	0	0	0	0	0	0	0	0	
Fraud	Male	0	0	0	0	0	0	0	0	0	0	0	0	0	0	0	0	0	0	0	0	0	0	0	
	Female	0	0	0	0	0	0	0	0	0	0	0	0	0	0	0	0	0	0	0	0	0	0	0	
Embezzlement	Male	0	0	0	0	0	0	0	0	0	0	0	0	0	0	0	0	0	0	0	0	0	0	0	
	Female	0	0	0	0	0	0	0	0	0	0	0	0	0	0	0	0	0	0	0	0	0	0	0	
Stolen Property, Buying, Receiving, Possessing	Male	0	0	0	0	0	0	0	0	0	0	0	0	0	0	0	0	0	0	0	0	0	0	0	
	Female	0	0	0	0	0	0	0	0	0	0	0	0	0	0	0	0	0	0	0	0	0	0	0	
Vandalism	Male	0	0	0	0	5	1	0	0	0	2	0	0	0	2	0	0	0	0	0	0	0	0	0	
	Female	0	0	0	0	0	0	0	0	0	0	0	0	0	0	0	0	0	0	0	0	0	0	0	
Weapons; Carrying, Possessing, etc.	Male	0	0	0	0	0	0	0	0	0	0	0	0	0	0	0	0	0	0	0	0	0	0	0	
	Female	0	0	0	0	0	0	0	0	0	0	0	0	0	0	0	0	0	0	0	0	0	0	0	
Total Other Offense Violations:	Male	0	1	1	0	6	1	1	0	0	2	0	0	0	2	0	0	0	0	0	0	0	0	0	
	Female	0	1	1	0	1	0	1	0	0	0	0	0	0	0	0	0	1	0	0	1	0	0	0	
Prostitution and Commercialized Vice:		U10																							
Prostitution	Male	0	0	0	0	0	0	0	0	0	0	0	0	0	0	0	0	0	0	0	0	0	0	0	
	Female	0	0	0	0	0	0	0	0	0	0	0	0	0	0	0	0	0	0	0	0	0	0	0	
Assisting or Promoting Prostitution	Male	0	0	0	0	0	0	0	0	0	0	0	0	0	0	0	0	0	0	0	0	0	0	0	
	Female	0	0	0	0	0	0	0	0	0	0	0	0	0	0	0	0	0	0	0	0	0	0	0	
Purchasing Prostitution	Male	0	0	0	0	0	0	0	0	0	0	0	0	0	0	0	0	0	0	0	0	0	0	0	
	Female	0	0	0	0	0	0	0	0	0	0	0	0	0	0	0	0	0	0	0	0	0	0	0	
Sex Offenses (Except Forcible Rape and Prostitution)	Male	0	0	0	0	0	0	0	0	0	0	0	0	0	0	0	0	0	0	0	0	0	0	0	
	Female	0	0	0	0	0	0	0	0	0	0	0	0	0	0	0	0	0	0	0	0	0	0	0	
Total Prostitution & Commercialized Vice	Violations:	Male	0	0	0	0	0	0	0	0	0	0	0	0	0	0	0	0	0	0	0	0	0	0	
	Female	0	0	0	0	0	0	0	0	0	0	0	0	0	0	0	0	0	0	0	0	0	0	0	
Drug Abuse Violations:		U10																							
Sale/Manufacturing:		0																							
Opium or Cocaine and Their Derivatives (Morphine, Heroin, Codeine)	Male	0	0	0	0	0	0	0	0	0	0	0	0	0	0	0	0	0	0	0	0	0	0	0	
	Female	0	0	0	0	0	0	0	0	0	0	0	0	0	0	0	0	0	0	0	0	0	0	0	
Marijuana	Male	0	0	0	0	0	0	0	0	0	0	0	0	0	0	0	0	0	0	0	0	0	0	0	
	Female	0	0	0	0	0	0	0	0	0	0	0	0	0	0	0	0	0	0	0	0	0	0	0	
Synthetic Narcotics - Manufactured Narcotics Which Can Cause True Drug Addiction (Demerol, Methadone)	Male	0	0	0	0	0	0	0	0	0	0	0	0	0	0	0	0	0	0	0	0	0	0	0	
	Female	0	0	0	0	0	0	0	0	0	0	0	0	0	0	0	0	0	0	0	0	0	0	0	
Other - Dangerous Nonnarcotic Drugs (Barbiturates, Benzadrine)	Male	0	0	0	0	0	0	0	0	0	0	0	0	0	0	0	0	0	0	0	0	0	0	0	
	Female	0	0	0	0	0	0	0	0	0	0	0	0	0	0	0	0	0	0	0	0	0	0	0	
Possession:		0																							
Opium or Cocaine and Their Derivatives (Morphine, Heroin, Codeine)	Male	0	0	0	0	0	0	0	0	0	0	0	0	0	0	0	0	0	0	0	0	0	0	0	
	Female	0	0	0	0	0	0	0	0	0	0	0	0	0	0	0	0	0	0	0	0	0	0	0	
Marijuana	Male	0	0	0	0	0	0	0	0	0	0	0	0	0	0	0	0	0	0	0	0	0	0	0	
	Female	0	0	0	0	0	0	0	0	0	0	0	0	0	0	0	0	0	0	0	0	0	0	0	
Synthetic Narcotics - Manufactured Narcotics Which Can Cause True Drug Addiction (Demerol, Methadone)	Male	0	0	0	0	0	0	0	0	0	0	0	0	0	0	0	0	0	0	0	0	0	0	0	
	Female	0	0	0	0	0	0	0	0	0	0	0	0	0	0	0	0	0	0	0	0	0	0	0	
Other - Dangerous Nonnarcotic Drugs (Barbiturates, Benzadrine)	Male	0	0	0	0	0	0	0	0	0	0	0	0	0	0	0	0	0	0	0	0	0	0	0	
	Female	0	0	0	0	0	0	0	0	0	0	0	0	0	0	0	0	0	0	0	0	0	0	0	
Total Drug Abuse Violations:	Male	0	0	0	0	0	0	0	0	0	0	0	0	0	0	0	0	0	0	0	0	0	0	0	
	Female	0	0	0	0	0	0	0	0	0	0	0	0	0	0	0	0	0	0	0	0	0	0	0	

Arrests - Races State Totals 2017		Green City So	COUNTY: Churchill	Churchill Co	Fallon PD	COUNTY: Clark	Boulder PD	Clark Co School Dist	College of SNV	Henderson PD	LV Metro	LV Fire & Rescue	Mesquite PD	NLV Fire & Rescue	NLV PD	UNLV PD	Douglas Co	COUNTY: Elko	Carlin PD	Elko PD	Elko CO	West Wendover PD	Emeralda Co	Eureka Co	
Gambling:		U10																							
Bookmaking (Horse and Sport Book)	Male	0	0	0	0	0	0	0	0	0	0	0	0	0	0	0	0	0	0	0	0	0	0	0	
	Female	0	0	0	0	0	0	0	0	0	0	0	0	0	0	0	0	0	0	0	0	0	0	0	
Numbers and Lottery	Male	0	0	0	0	0	0	0	0	0	0	0	0	0	0	0	0	0	0	0	0	0	0	0	
	Female	0	0	0	0	0	0	0	0	0	0	0	0	0	0	0	0	0	0	0	0	0	0	0	
All Other Gambling	Male	0	0	0	0	0	0	0	0	0	0	0	0	0	0	0	0	0	0	0	0	0	0	0	
	Female	0	0	0	0	0	0	0	0	0	0	0	0	0	0	0	0	0	0	0	0	0	0	0	
Total Gambling Violations:		Male	0	0	0	0	0	0	0	0	0	0	0	0	0	0	0	0	0	0	0	0	0	0	
	Female	0	0	0	0	0	0	0	0	0	0	0	0	0	0	0	0	0	0	0	0	0	0	0	
Miscellaneous:		U10																							
Offenses Against the Family and Children	Male	0	0	0	0	0	0	0	0	0	0	0	0	0	0	0	0	0	0	0	0	0	0	0	
	Female	0	0	0	0	0	0	0	0	0	0	0	0	0	0	0	0	0	0	0	0	0	0	0	
Driving Under the Influence	Male	0	0	0	0	0	0	0	0	0	0	0	0	0	0	0	0	0	0	0	0	0	0	0	
	Female	0	0	0	0	0	0	0	0	0	0	0	0	0	0	0	0	0	0	0	0	0	0	0	
Liquor Laws	Male	0	0	0	0	0	0	0	0	0	0	0	0	0	0	0	0	0	0	0	0	0	0	0	
	Female	0	0	0	0	1	0	0	0	0	1	0	0	0	0	0	0	0	0	0	0	0	0	0	
Drunkenness	Male	0	0	0	0	0	0	0	0	0	0	0	0	0	0	0	0	0	0	0	0	0	0	0	
	Female	0	0	0	0	0	0	0	0	0	0	0	0	0	0	0	0	0	0	0	0	0	0	0	
Disorderly Conduct	Male	0	0	0	0	1	0	1	0	0	0	0	0	0	0	0	0	0	0	0	0	0	0	0	
	Female	0	0	0	0	0	0	0	0	0	0	0	0	0	0	0	0	0	0	0	0	0	0	0	
Vagrancy	Male	0	1	0	0	1	0	0	0	0	1	0	0	0	0	0	0	0	0	0	0	0	0	0	
	Female	0	0	0	0	0	0	0	0	0	0	0	0	0	0	0	0	0	0	0	0	0	0	0	
All Other Offenses (Except Traffic)	Male	1	11	11	0	2	0	0	0	0	1	0	0	0	1	0	1	0	0	0	0	0	0	0	
	Female	0	3	3	0	1	0	0	0	1	0	0	0	0	0	0	0	0	0	0	0	0	0	0	
Suspicion	Male	0	0	0	0	0	0	0	0	0	0	0	0	0	0	0	0	0	0	0	0	0	0	0	
	Female	0	0	0	0	0	0	0	0	0	0	0	0	0	0	0	0	0	0	0	0	0	0	0	
Curfew and Loitering Law Violations	Male	0	0	0	0	0	0	0	0	0	0	0	0	0	0	0	0	0	0	0	0	0	0	0	
	Female	0	0	0	0	1	0	0	0	0	1	0	0	0	0	0	0	0	0	0	0	0	0	0	
Runaways	Male	0	0	0	0	0	0	0	0	0	0	0	0	0	0	0	0	0	0	0	0	0	0	0	
	Female	0	0	0	0	0	0	0	0	0	0	0	0	0	0	0	0	0	0	0	0	0	0	0	
Total Miscellaneous Violations:		Male	1	11	11	0	4	0	1	0	2	0	0	0	1	0	1	0	0	0	0	0	0	0	
	Female	0	3	3	0	3	0	0	0	1	2	0	0	0	0	0	0	0	0	0	0	0	0	0	
Human Trafficking:		U10																							
Human Trafficking/ Commercial Sex Acts	Male	0	0	0	0	0	0	0	0	0	0	0	0	0	0	0	0	0	0	0	0	0	0	0	
	Female	0	0	0	0	0	0	0	0	0	0	0	0	0	0	0	0	0	0	0	0	0	0	0	
Human Trafficking/ Involuntary Servitude	Male	0	0	0	0	0	0	0	0	0	0	0	0	0	0	0	0	0	0	0	0	0	0	0	
	Female	0	0	0	0	0	0	0	0	0	0	0	0	0	0	0	0	0	0	0	0	0	0	0	
Total Human Trafficking Violations:		Male	0	0	0	0	0	0	0	0	0	0	0	0	0	0	0	0	0	0	0	0	0	0	
	Female	0	0	0	0	0	0	0	0	0	0	0	0	0	0	0	0	0	0	0	0	0	0	0	
Total Arrests:		Male	1	12	12	0	12	1	2	0	1	4	0	0	0	4	0	1	0	0	0	0	0	0	
Under 10 Years of Age		Female	0	4	4	0	5	0	2	0	1	2	0	0	0	0	0	2	0	0	2	0	0	0	
Total:			1	16	16	0	17	1	4	0	2	6	0	0	4	0	1	2	0	0	2	0	0	0	



Arrests - Races State Totals 2017		COUNTY: Humboldt	Humboldt School Dist	Humboldt Co	Winnemucca PD	Lander Co	Lincoln Co	COUNTY: Lyon	Lyon Co	Yerington PD	Mineral Co	Nye Co	COUNTY: Pershing	Lovelock PD	Pershing Co	Storey Co	COUNTY: Washoe	Reno PD	Reno-Tahoe Airport Auth	Sparks PD	UNR	Washoe School Dist	Washoe Co	Reno Muni Court	White Pine Co	COUNTY: Statewide	NDI	NHP - Southern	NHP - Northeastern	NHP - Northwestern	Capitol Police	Fire Marshal	Secretary of State	Attorney General	YTD	
Gambling:		U10																																		YTD
Bookmaking (Horse and Sport Book)	Male	0	0	0	0	0	0	0	0	0	0	0	0	0	0	0	0	0	0	0	0	0	0	0	0	0	0	0	0	0	0	0	0	0	0	
	Female	0	0	0	0	0	0	0	0	0	0	0	0	0	0	0	0	0	0	0	0	0	0	0	0	0	0	0	0	0	0	0	0	0	0	
Numbers and Lottery	Male	0	0	0	0	0	0	0	0	0	0	0	0	0	0	0	0	0	0	0	0	0	0	0	0	0	0	0	0	0	0	0	0	0	0	
	Female	0	0	0	0	0	0	0	0	0	0	0	0	0	0	0	0	0	0	0	0	0	0	0	0	0	0	0	0	0	0	0	0	0	0	
All Other Gambling	Male	0	0	0	0	0	0	0	0	0	0	0	0	0	0	0	0	0	0	0	0	0	0	0	0	0	0	0	0	0	0	0	0	0	0	
	Female	0	0	0	0	0	0	0	0	0	0	0	0	0	0	0	0	0	0	0	0	0	0	0	0	0	0	0	0	0	0	0	0	0	0	
Total Gambling Violations:	Male	0	0	0	0	0	0	0	0	0	0	0	0	0	0	0	0	0	0	0	0	0	0	0	0	0	0	0	0	0	0	0	0	0	0	
	Female	0	0	0	0	0	0	0	0	0	0	0	0	0	0	0	0	0	0	0	0	0	0	0	0	0	0	0	0	0	0	0	0	0	0	
Miscellaneous:		U10																																		YTD
Offenses Against the Family and Children	Male	0	0	0	0	0	0	0	0	0	0	0	0	0	0	0	0	0	0	0	0	0	0	0	0	0	0	0	0	0	0	0	0	0	0	
	Female	0	0	0	0	0	0	0	0	0	0	0	0	0	0	0	0	0	0	0	0	0	0	0	0	0	0	0	0	0	0	0	0	0	0	
Driving Under the Influence	Male	0	0	0	0	0	0	0	0	0	0	0	0	0	0	0	0	0	0	0	0	0	0	0	0	0	0	0	0	0	0	0	0	0	0	
	Female	0	0	0	0	0	0	0	0	0	0	0	0	0	0	0	0	0	0	0	0	0	0	0	0	0	0	0	0	0	0	0	0	0	0	
Liquor Laws	Male	0	0	0	0	0	0	0	0	0	0	0	0	0	0	0	0	0	0	0	0	0	0	0	0	0	0	0	0	0	0	0	0	0	0	
	Female	0	0	0	0	0	0	0	0	0	0	0	0	0	0	0	0	0	0	0	0	0	0	0	0	0	0	0	0	0	0	0	0	0	0	
Drunkenness	Male	0	0	0	0	0	0	0	0	0	0	0	0	0	0	0	0	0	0	0	0	0	0	0	0	0	0	0	0	0	0	0	0	0	0	
	Female	0	0	0	0	0	0	0	0	0	0	0	0	0	0	0	0	0	0	0	0	0	0	0	0	0	0	0	0	0	0	0	0	0	0	
Disorderly Conduct	Male	0	0	0	0	0	0	0	0	0	0	0	0	0	0	0	0	0	0	0	0	0	0	0	0	0	0	0	0	0	0	0	0	0	0	
	Female	0	0	0	0	0	0	0	0	0	0	0	0	0	0	0	0	0	0	0	0	0	0	0	0	0	0	0	0	0	0	0	0	0	0	
Vagrancy	Male	0	0	0	0	0	0	0	0	0	0	0	0	0	0	0	0	0	0	0	0	0	0	0	0	0	0	0	0	0	0	0	0	0	0	
	Female	0	0	0	0	0	0	0	0	0	0	0	0	0	0	0	0	0	0	0	0	0	0	0	0	0	0	0	0	0	0	0	0	0	0	
All Other Offenses (Except Traffic)	Male	0	0	0	0	0	0	0	0	0	0	0	0	0	0	0	0	2	1	0	0	0	0	1	0	0	0	0	0	0	0	0	0	0	17	
	Female	0	0	0	0	0	0	0	0	0	0	0	0	0	0	0	0	0	0	0	0	0	0	0	0	0	0	0	0	0	0	0	0	0	4	
Suspicion	Male	0	0	0	0	0	0	0	0	0	0	0	0	0	0	0	0	0	0	0	0	0	0	0	0	0	0	0	0	0	0	0	0	0	0	
	Female	0	0	0	0	0	0	0	0	0	0	0	0	0	0	0	0	0	0	0	0	0	0	0	0	0	0	0	0	0	0	0	0	0	0	
Curfew and Loitering Law Violations	Male	0	0	0	0	0	0	0	0	0	0	0	0	0	0	0	0	0	0	0	0	0	0	0	0	0	0	0	0	0	0	0	0	0	0	
	Female	0	0	0	0	0	0	0	0	0	0	0	0	0	0	0	0	0	0	0	0	0	0	0	0	0	0	0	0	0	0	0	0	0	1	
Runaways	Male	0	0	0	0	0	0	0	0	0	0	0	0	0	0	0	0	0	0	0	0	0	0	0	0	0	0	0	0	0	0	0	0	0	0	
	Female	0	0	0	0	0	0	0	0	0	0	0	0	0	0	0	0	0	0	0	0	0	0	0	0	0	0	0	0	0	0	0	0	0	0	
Total Miscellaneous Violations:	Male	0	0	0	0	0	0	0	0	0	0	0	0	0	0	0	0	2	1	0	0	0	0	1	0	0	0	0	0	0	0	0	0	0	20	
	Female	0	0	0	0	0	0	0	0	0	0	0	0	0	0	0	0	0	0	0	0	0	0	0	0	0	0	0	0	0	0	0	0	0	6	
Human Trafficking:		U10																																		YTD
Human Trafficking/ Commercial Sex Acts	Male	0	0	0	0	0	0	0	0	0	0	0	0	0	0	0	0	0	0	0	0	0	0	0	0	0	0	0	0	0	0	0	0	0	0	
	Female	0	0	0	0	0	0	0	0	0	0	0	0	0	0	0	0	0	0	0	0	0	0	0	0	0	0	0	0	0	0	0	0	0	0	
Human Trafficking/ Involuntary Servitude	Male	0	0	0	0	0	0	0	0	0	0	0	0	0	0	0	0	0	0	0	0	0	0	0	0	0	0	0	0	0	0	0	0	0	0	
	Female	0	0	0	0	0	0	0	0	0	0	0	0	0	0	0	0	0	0	0	0	0	0	0	0	0	0	0	0	0	0	0	0	0	0	
Total Human Trafficking Violations:	Male	0	0	0	0	0	0	0	0	0	0	0	0	0	0	0	0	0	0	0	0	0	0	0	0	0	0	0	0	0	0	0	0	0	0	
	Female	0	0	0	0	0	0	0	0	0	0	0	0	0	0	0	0	0	0	0	0	0	0	0	0	0	0	0	0	0	0	0	0	0	0	
Total Arrests:	Male	0	0	0	0	0	0	0	0	0	0	0	0	0	0	0	0	3	2	0	0	0	0	1	0	0	1	0	0	0	1	0	0	0	30	
Under 10 Years of Age	Female	0	0	0	0	0	0	0	0	0	0	0	0	0	0	0	0	1	1	0	0	0	0	0	0	0	0	0	0	0	0	0	0	0	12	
Total:		0	0	0	0	0	0	0	0	0	0	0	0	0	0	0	0	4	3	0	0	0	0	1	0	0	1	0	0	0	1	0	0	0	42	

278

279

280



Arrests - Races State Totals 2017		COUNTY: Humboldt	Humboldt School Dist	Humboldt Co	Winnemucca PD	Lander Co	Lincoln Co	COUNTY: Lyon	Lyon Co	Yerington PD	Mineral Co	Nye Co	COUNTY: Pershing	Levelock PD	Pershing Co	Storey Co	COUNTY: Washoe	Reno PD	Reno-Tahoe Airport Auth	Sparks PD	UMR	Washoe School Dist	Washoe Co	Reno Muni Court	White Pine Co	COUNTY: Statewide	NDI	NHP - Southern	NHP - Northeastern	NHP - Northwestern	Capitol Police	Fire Marshal	Secretary of State	Attorney General	10-12
Gambling:		10-12																																	YTD
Bookmaking (Horse and Sport Book)	Male	0	0	0	0	0	0	0	0	0	0	0	0	0	0	0	0	0	0	0	0	0	0	0	0	0	0	0	0	0	0	0	0	0	0
	Female	0	0	0	0	0	0	0	0	0	0	0	0	0	0	0	0	0	0	0	0	0	0	0	0	0	0	0	0	0	0	0	0	0	0
Numbers and Lottery	Male	0	0	0	0	0	0	0	0	0	0	0	0	0	0	0	0	0	0	0	0	0	0	0	0	0	0	0	0	0	0	0	0	0	0
	Female	0	0	0	0	0	0	0	0	0	0	0	0	0	0	0	0	0	0	0	0	0	0	0	0	0	0	0	0	0	0	0	0	0	0
All Other Gambling	Male	0	0	0	0	0	0	0	0	0	0	0	0	0	0	0	0	0	0	0	0	0	0	0	0	0	0	0	0	0	0	0	0	0	0
	Female	0	0	0	0	0	0	0	0	0	0	0	0	0	0	0	0	0	0	0	0	0	0	0	0	0	0	0	0	0	0	0	0	0	0
Total Gambling Violations:	Male	0	0	0	0	0	0	0	0	0	0	0	0	0	0	0	0	0	0	0	0	0	0	0	0	0	0	0	0	0	0	0	0	0	0
	Female	0	0	0	0	0	0	0	0	0	0	0	0	0	0	0	0	0	0	0	0	0	0	0	0	0	0	0	0	0	0	0	0	0	0
Miscellaneous:		10-12																																	YTD
Offenses Against the Family and Children	Male	0	0	0	0	0	0	0	0	0	0	0	0	0	0	0	0	0	0	0	0	0	0	0	0	0	0	0	0	0	0	0	0	0	0
	Female	0	0	0	0	0	0	0	0	0	0	0	0	0	0	0	0	0	0	0	0	0	0	0	0	0	0	0	0	0	0	0	0	0	0
Driving Under the Influence	Male	0	0	0	0	0	0	0	0	0	0	0	0	0	0	0	0	0	0	0	0	0	0	0	0	0	0	0	0	0	0	0	0	0	0
	Female	0	0	0	0	0	0	0	0	0	0	0	0	0	0	0	0	0	0	0	0	0	0	0	0	0	0	0	0	0	0	0	0	0	0
Liquor Laws	Male	0	0	0	0	0	0	0	0	0	0	0	0	0	0	0	0	0	0	0	0	0	0	0	0	0	0	0	0	0	0	0	0	0	0
	Female	0	0	0	0	0	0	0	0	0	0	0	0	0	0	0	0	0	0	0	0	0	0	0	0	0	0	0	0	0	0	0	0	0	0
Drunkenness	Male	0	0	0	0	0	0	0	0	0	0	0	0	0	0	0	0	0	0	0	0	0	0	0	0	0	0	0	0	0	0	0	0	0	0
	Female	0	0	0	0	0	0	0	0	0	0	0	0	0	0	0	0	0	0	0	0	0	0	0	0	0	0	0	0	0	0	0	0	0	0
Disorderly Conduct	Male	0	0	0	0	0	0	0	0	0	0	0	0	0	0	0	0	0	0	0	0	0	0	0	0	0	0	0	0	0	0	0	0	0	0
	Female	0	0	0	0	0	0	0	0	0	0	0	0	0	0	0	0	0	0	0	0	0	0	0	0	0	0	0	0	0	0	0	0	0	0
Vagrancy	Male	0	0	0	0	0	0	0	0	0	0	0	0	0	0	0	0	0	0	0	0	0	0	0	0	0	0	0	0	0	0	0	0	0	0
	Female	0	0	0	0	0	0	0	0	0	0	0	0	0	0	0	0	0	0	0	0	0	0	0	0	0	0	0	0	0	0	0	0	0	0
All Other Offenses (Except Traffic)	Male	0	0	0	0	0	0	0	0	0	0	0	0	0	0	0	0	0	0	0	0	0	0	0	0	0	0	0	0	0	0	0	0	0	0
	Female	0	0	0	0	0	0	0	0	0	0	0	0	0	0	0	0	0	0	0	0	0	0	0	0	0	0	0	0	0	0	0	0	0	0
Suspicion	Male	0	0	0	0	0	0	0	0	0	0	0	0	0	0	0	0	0	0	0	0	0	0	0	0	0	0	0	0	0	0	0	0	0	0
	Female	0	0	0	0	0	0	0	0	0	0	0	0	0	0	0	0	0	0	0	0	0	0	0	0	0	0	0	0	0	0	0	0	0	0
Curfew and Loitering Law Violations	Male	0	0	0	0	0	0	0	0	0	0	0	0	0	0	0	0	0	0	0	0	0	0	0	0	0	0	0	0	0	0	0	0	0	0
	Female	0	0	0	0	0	0	0	0	0	0	0	0	0	0	0	0	0	0	0	0	0	0	0	0	0	0	0	0	0	0	0	0	0	0
Runaways	Male	0	0	0	0	0	0	0	0	0	0	0	0	0	0	0	0	0	0	0	0	0	0	0	0	0	0	0	0	0	0	0	0	0	0
	Female	0	0	0	0	0	0	0	0	0	0	0	0	0	0	0	0	0	0	0	0	0	0	0	0	0	0	0	0	0	0	0	0	0	0
Total Miscellaneous Violations:	Male	0	0	0	0	0	0	0	0	0	0	0	0	0	0	0	0	48	5	10	0	30	3	0	1	0	0	0	0	0	0	0	0	0	126
	Female	0	0	0	0	0	0	1	1	0	0	2	0	0	0	0	5	1	0	0	0	4	0	0	0	0	0	0	0	0	0	0	0	0	38
Human Trafficking:		10-12																																	YTD
Human Trafficking/ Commercial Sex Acts	Male	0	0	0	0	0	0	0	0	0	0	0	0	0	0	0	0	0	0	0	0	0	0	0	0	0	0	0	0	0	0	0	0	0	0
	Female	0	0	0	0	0	0	0	0	0	0	0	0	0	0	0	0	0	0	0	0	0	0	0	0	0	0	0	0	0	0	0	0	0	0
Human Trafficking/ Involuntary Servitude	Male	0	0	0	0	0	0	0	0	0	0	0	0	0	0	0	0	0	0	0	0	0	0	0	0	0	0	0	0	0	0	0	0	0	0
	Female	0	0	0	0	0	0	0	0	0	0	0	0	0	0	0	0	0	0	0	0	0	0	0	0	0	0	0	0	0	0	0	0	0	0
Total Human Trafficking Violations:	Male	0	0	0	0	0	0	0	0	0	0	0	0	0	0	0	0	0	0	0	0	0	0	0	0	0	0	0	0	0	0	0	0	0	0
	Female	0	0	0	0	0	0	0	0	0	0	0	0	0	0	0	0	0	0	0	0	0	0	0	0	0	0	0	0	0	0	0	0	0	0
Total Arrests:	Male	3	0	1	2	0	0	0	0	0	0	0	1	0	1	0	139	34	0	18	0	80	7	0	1	0	0	0	0	0	0	0	0	0	473
	Female	0	0	0	0	0	0	1	1	0	0	2	0	0	0	0	48	13	0	2	0	32	1	0	0	0	0	0	0	0	0	0	0	0	193
10 - 12 Years Old	Total:	3	0	1	2	0	0	1	1	0	0	2	1	0	1	0	187	47	0	20	0	112	8	0	1	0	0	0	0	0	0	0	0	0	666

Arrests - Races State Totals 2017		Crason City So	COUNTY: Churchill	Churchill Co	Fallen PD	COUNTY: Clark	Boulder PD	Clark Co School Dist	College of SNV	Henderson PD	LV Metro	LV Fire & Rescue	Mesquite PD	NLV Fire & Rescue	NLV PD	UNLV PD	Douglas Co	COUNTY: Elko	Carlin PD	Elko PD	Elko CO	West Wendover PD	Emmett Co	Lumbia Co	
Index Crime:		13-14																							
Murder and Nonnegligent Manslaughter	Male	0	0	0	0	0	0	0	0	0	0	0	0	0	0	0	0	0	0	0	0	0	0	0	
	Female	0	0	0	0	0	0	0	0	0	0	0	0	0	0	0	0	0	0	0	0	0	0	0	
Manslaughter by Negligence	Male	0	0	0	0	0	0	0	0	0	0	0	0	0	0	0	0	0	0	0	0	0	0	0	
	Female	0	0	0	0	0	0	0	0	0	0	0	0	0	0	0	0	0	0	0	0	0	0	0	
Rape	Male	0	1	1	0	13	0	0	0	0	12	0	0	0	1	0	0	0	0	0	0	0	0	0	
	Female	0	0	0	0	1	0	0	0	0	1	0	0	0	0	0	0	0	0	0	0	0	0	0	
Robbery	Male	2	0	0	0	44	0	5	0	2	29	0	0	0	8	0	0	0	0	0	0	0	0	0	
	Female	0	0	0	0	8	0	1	0	0	6	0	0	0	1	0	0	0	0	0	0	0	0	0	
Aggravated Assault (Return A - 4a-d)	Male	4	0	0	0	82	1	46	0	0	29	0	0	0	6	0	0	0	0	0	0	0	0	0	
	Female	3	0	0	0	42	0	17	0	0	7	0	0	0	18	0	0	0	0	0	0	0	0	0	
Burglary - Breaking or Entering	Male	5	0	0	0	46	0	5	0	0	28	0	0	0	13	0	2	1	0	0	1	0	0	0	
	Female	0	0	0	0	3	0	1	0	0	2	0	0	0	0	0	0	0	0	0	0	0	0	0	
Larceny - Theft (Except Motor Vehicle Theft)	Male	9	1	1	0	83	0	3	0	9	57	0	0	0	14	0	0	1	0	1	0	0	0	0	
	Female	4	0	0	0	40	0	1	0	5	26	0	0	0	8	0	0	0	0	0	0	0	0	0	
Motor Vehicle Theft	Male	0	2	2	0	19	0	1	0	1	10	0	1	0	6	0	0	0	0	0	0	0	0	0	
	Female	0	4	0	0	4	0	0	0	0	4	0	0	0	0	0	0	0	0	0	0	0	0	0	
Arson	Male	1	0	0	0	2	0	2	0	0	0	0	0	0	0	0	0	0	0	0	0	0	0	0	
	Female	0	0	0	0	1	0	1	0	0	0	0	0	0	0	0	0	0	0	0	0	0	0	0	
Total Index Crimes Violations:	Male	21	4	4	0	289	1	62	0	12	165	0	1	0	48	0	2	2	0	1	1	0	0	0	
	Female	7	4	4	0	99	0	21	0	5	46	0	0	0	27	0	0	0	0	0	0	0	0	0	
Other Offenses:		13-14																							
Other Assaults (Return A - 4e)	Male	2	2	2	0	216	0	27	0	29	142	0	0	0	8	0	1	0	0	0	0	0	0	0	
	Female	0	0	0	0	154	0	22	0	22	101	0	0	0	9	0	0	2	0	1	0	1	0	0	
Forgery and Counterfeiting	Male	0	0	0	0	0	0	0	0	0	0	0	0	0	0	0	0	0	0	0	0	0	0	0	
	Female	0	0	0	0	0	0	0	0	0	0	0	0	0	0	0	0	0	0	0	0	0	0	0	
Fraud	Male	1	0	0	0	3	0	0	0	0	1	0	0	0	2	0	0	0	0	0	0	0	0	0	
	Female	0	1	1	0	0	0	0	0	0	0	0	0	0	0	0	0	0	0	0	0	0	0	0	
Embezzlement	Male	0	0	0	0	0	0	0	0	0	0	0	0	0	0	0	0	0	0	0	0	0	0	0	
	Female	0	0	0	0	0	0	0	0	0	0	0	0	0	0	0	0	0	0	0	0	0	0	0	
Stolen Property; Buying, Receiving, Possessing	Male	1	0	0	0	20	0	3	0	1	13	0	0	0	3	0	0	0	0	0	0	0	0	0	
	Female	0	0	0	0	3	0	0	0	1	2	0	0	0	0	0	0	0	0	0	0	0	0	0	
Vandalism	Male	0	0	0	0	35	0	4	0	2	25	0	0	0	4	0	1	0	0	0	0	0	0	0	
	Female	0	0	0	0	8	0	0	0	0	6	0	0	0	2	0	0	0	0	0	0	0	0	0	
Weapons; Carrying, Possessing, etc.	Male	0	1	1	0	29	0	12	0	9	7	0	0	0	1	0	0	0	0	0	0	0	0	0	
	Female	0	0	0	0	4	0	3	0	0	0	0	0	0	1	0	0	0	0	0	0	0	0	0	
Total Other Offense Violations:	Male	4	3	3	0	303	0	56	0	41	188	0	0	0	18	0	2	0	0	0	0	0	0	0	
	Female	0	1	1	0	169	0	25	0	23	109	0	0	0	12	0	0	2	0	1	0	1	0	0	
Prostitution and Commercialized Vice:		13-14																							
Prostitution	Male	0	0	0	0	0	0	0	0	0	0	0	0	0	0	0	0	0	0	0	0	0	0	0	
	Female	0	0	0	0	6	0	0	0	0	6	0	0	0	0	0	0	0	0	0	0	0	0	0	
Assisting or Promoting Prostitution	Male	0	0	0	0	0	0	0	0	0	0	0	0	0	0	0	0	0	0	0	0	0	0	0	
	Female	0	0	0	0	0	0	0	0	0	0	0	0	0	0	0	0	0	0	0	0	0	0	0	
Purchasing Prostitution	Male	0	0	0	0	0	0	0	0	0	0	0	0	0	0	0	0	0	0	0	0	0	0	0	
	Female	0	0	0	0	0	0	0	0	0	0	0	0	0	0	0	0	0	0	0	0	0	0	0	
Sex Offenses (Except Forcible Rape and Prostitution)	Male	1	0	0	0	12	0	1	0	1	8	0	1	0	1	0	0	0	0	0	0	0	0	0	
	Female	0	0	0	0	3	0	0	0	1	2	0	0	0	0	0	0	0	0	0	0	0	0	0	
Total Prostitution & Commercialized Vice Violations:	Male	1	0	0	0	12	0	1	0	1	8	0	1	0	1	0	0	0	0	0	0	0	0	0	
	Female	0	0	0	0	9	0	0	0	1	8	0	0	0	0	0	0	0	0	0	0	0	0	0	
Drug Abuse Violations:		13-14																							
Sale/Manufacturing:		0																							
Opium or Cocaine and Their Derivatives (Morphine, Heroin, Codeine)	Male	0	0	0	0	0	0	0	0	0	0	0	0	0	0	0	0	0	0	0	0	0	0	0	
	Female	0	0	0	0	0	0	0	0	0	0	0	0	0	0	0	0	0	0	0	0	0	0	0	
Marijuana	Male	0	0	0	0	8	0	5	0	2	1	0	0	0	0	0	0	1	0	0	1	0	0	0	
	Female	0	0	0	0	2	0	1	0	1	0	0	0	0	0	0	0	0	0	0	0	0	0	0	
Synthetic Narcotics - Manufactured Narcotics Which Can Cause True Drug Addiction (Demerol, Methadone)	Male	0	0	0	0	1	0	1	0	0	0	0	0	0	0	0	0	0	0	0	0	0	0	0	
	Female	0	0	0	0	0	0	0	0	0	0	0	0	0	0	0	0	0	0	0	0	0	0	0	
Other - Dangerous Nonnarcotic Drugs (Barbiturates, Benzadrine)	Male	0	0	0	0	1	0	1	0	0	0	0	0	0	0	0	0	0	0	0	0	0	0	0	
	Female	0	0	0	0	0	0	0	0	0	0	0	0	0	0	0	0	0	0	0	0	0	0	0	
Possession:		8	0	0	0	54	1	8	0	6	32	0	0	0	7	0	5	0	0	0	0	0	0	0	
Opium or Cocaine and Their Derivatives (Morphine, Heroin, Codeine)	Male	0	0	0	0	0	0	0	0	0	0	0	0	0	0	0	0	0	0	0	0	0	0	0	
	Female	0	0	0	0	0	0	0	0	0	0	0	0	0	0	0	0	0	0	0	0	0	0	0	
Marijuana	Male	1	0	0	0	39	0	2	0	3	28	0	0	0	6	0	5	0	0	0	0	0	0	0	
	Female	7	0	0	0	9	1	2	0	3	3	0	0	0	0	0	0	0	0	0	0	0	0	0	
Synthetic Narcotics - Manufactured Narcotics Which Can Cause True Drug Addiction (Demerol, Methadone)	Male	0	0	0	0	1	0	0	0	0	1	0	0	0	0	0	0	0	0	0	0	0	0	0	
	Female	0	0	0	0	1	0	1	0	0	0	0	0	0	0	0	0	0	0	0	0	0	0	0	
Other - Dangerous Nonnarcotic Drugs (Barbiturates, Benzadrine)	Male	0	0	0	0	4	0	3	0	0	0	0	0	0	1	0	0	0	0	0	0	0	0	0	
	Female	0	0	0	0	0	0	0	0	0	0	0	0	0	0	0	0	0	0	0	0	0	0	0	
Total Drug Abuse Violations:	Male	1	0	0	0	54	0	12	0	5	30	0	0	0	7	0	5	1	0	0	1	0	0	0	
	Female	7	0	0	0	12	1	4	0	4	3	0	0	0	0	0	0	0	0	0	0	0	0	0	

Arrests - Races State Totals 2017		Carson City So	COUNTY: Churchill	Churchill Co	Fallon PD	COUNTY: Clark	Boulder PD	Clark Co School Dist	College of SNV	Henderson PD	LV Metro	LV Fire & Rescue	Mesquite PD	NLV Fire & Rescue	NLV PD	UNLV PD	Douglas Co	COUNTY: Elko	Carlin PD	Elko PD	Elko CO	West Wendover PD	Esmeralda Co	Eureka Co	
Gambling:		13-14																							
Bookmaking (Horse and Sport Book)	Male	0	0	0	0	0	0	0	0	0	0	0	0	0	0	0	0	0	0	0	0	0	0	0	
	Female	0	0	0	0	0	0	0	0	0	0	0	0	0	0	0	0	0	0	0	0	0	0	0	
Numbers and Lottery	Male	0	0	0	0	0	0	0	0	0	0	0	0	0	0	0	0	0	0	0	0	0	0	0	
	Female	0	0	0	0	0	0	0	0	0	0	0	0	0	0	0	0	0	0	0	0	0	0	0	
All Other Gambling	Male	0	0	0	0	0	0	0	0	0	0	0	0	0	0	0	0	0	0	0	0	0	0	0	
	Female	0	0	0	0	0	0	0	0	0	0	0	0	0	0	0	0	0	0	0	0	0	0	0	
Total Gambling Violations:		Male	0	0	0	0	0	0	0	0	0	0	0	0	0	0	0	0	0	0	0	0	0	0	
		Female	0	0	0	0	0	0	0	0	0	0	0	0	0	0	0	0	0	0	0	0	0	0	
Miscellaneous:		13-14																							
Offenses Against the Family and Children	Male	0	0	0	0	0	0	0	0	0	0	0	0	0	0	0	0	0	0	0	0	0	0	0	
	Female	0	0	0	0	0	0	0	0	0	0	0	0	0	0	0	0	0	0	1	0	1	0	0	
Driving Under the Influence	Male	0	0	0	0	0	0	0	0	0	0	0	0	0	0	0	0	0	0	0	0	0	0	0	
	Female	0	0	0	0	0	0	0	0	0	0	0	0	0	0	0	0	0	0	0	0	0	0	0	
Liquor Laws	Male	10	0	0	0	4	0	2	0	1	1	0	0	0	0	0	0	0	0	0	0	0	0	0	
	Female	5	0	0	0	3	0	0	0	0	2	0	0	0	0	0	0	0	1	2	0	1	1	0	
Drunkenness	Male	0	0	0	0	0	0	0	0	0	0	0	0	0	0	0	0	0	0	0	0	0	0	0	
	Female	0	0	0	0	0	0	0	0	0	0	0	0	0	0	0	0	0	0	0	0	0	0	0	
Disorderly Conduct	Male	3	0	0	0	28	0	21	0	0	6	0	0	0	0	1	0	0	0	0	0	0	0	0	
	Female	1	0	0	0	16	0	11	0	0	4	0	0	0	0	1	0	0	0	0	0	0	0	0	
Vagrancy	Male	0	0	0	0	6	0	0	0	0	6	0	0	0	0	0	0	0	0	0	0	0	0	0	
	Female	0	0	0	0	2	0	0	0	0	0	0	0	0	0	0	0	0	0	0	0	0	0	0	
All Other Offenses (Except Traffic)	Male	23	17	17	0	140	0	20	0	16	83	0	0	21	0	15	2	0	2	0	0	0	0	0	
	Female	11	12	12	0	43	0	9	0	1	26	0	0	7	0	0	2	0	2	0	0	0	0	0	
Suspicion	Male	0	0	0	0	0	0	0	0	0	0	0	0	0	0	0	0	0	0	0	0	0	0	0	
	Female	0	0	0	0	0	0	0	0	0	0	0	0	0	0	0	0	0	0	0	0	0	0	0	
Curfew and Loitering Law Violations	Male	0	0	0	0	44	0	0	0	44	0	0	0	0	0	7	0	0	0	0	0	0	0	0	
	Female	0	0	0	0	12	0	0	0	12	0	0	0	0	0	2	0	0	0	0	0	0	0	0	
Runaways	Male	6	1	1	0	11	0	0	0	11	0	0	0	0	0	0	1	3	2	1	0	0	0	0	
	Female	7	8	8	0	14	0	0	0	14	0	0	0	0	0	0	0	5	2	2	1	0	0	0	
Total Miscellaneous Violations:		Male	42	18	18	0	233	0	43	0	28	140	0	0	22	0	24	5	2	3	0	0	0	0	
		Female	24	20	20	0	90	0	20	0	15	46	0	1	0	8	0	3	10	2	6	2	0	0	
Human Trafficking:		13-14																							
Human Trafficking/ Commercial Sex Acts	Male	0	0	0	0	0	0	0	0	0	0	0	0	0	0	0	0	0	0	0	0	0	0	0	
	Female	0	0	0	0	0	0	0	0	0	0	0	0	0	0	0	0	0	0	0	0	0	0	0	
Human Trafficking/ Involuntary Servitude	Male	0	0	0	0	0	0	0	0	0	0	0	0	0	0	0	0	0	0	0	0	0	0	0	
	Female	0	0	0	0	0	0	0	0	0	0	0	0	0	0	0	0	0	0	0	0	0	0	0	
Total Human Trafficking Violations:		Male	0	0	0	0	0	0	0	0	0	0	0	0	0	0	0	0	0	0	0	0	0	0	
		Female	0	0	0	0	0	0	0	0	0	0	0	0	0	0	0	0	0	0	0	0	0	0	
Total Arrests:		Male	69	25	25	0	891	1	174	0	87	531	0	2	0	96	0	33	8	2	4	2	0	0	
13 - 14 Years of Age		Female	38	25	25	0	379	1	70	0	48	212	0	1	0	47	0	3	12	2	7	2	1	0	
Total:			107	50	50	0	1,270	2	244	0	135	743	0	3	0	143	0	36	20	4	11	4	1	0	

284

Arrests - Races		State Totals 2017		COUNTY: Humboldt	Humboldt School Dist	Humboldt Co	Winnemucca PD	Lander Co	Lincoln Co	COUNTY: Lyon	Lyon Co	Yerington PD	Mineral Co	Nye Co	COUNTY: Pershing	Pershing PD	Storey Co	COUNTY: Washoe	Reno PD	Reno-Tahoe Airport Auth	Sparks PD	UMR	Washoe School Dist	Washoe Co	Reno Muni Court	White Pine Co	COUNTY: Statewide	NDI	NHP - Southern	NHP - Northeastern	NHP - Northwestern	Capitol Police	Fire Marshal	Secretary of State	Attorney General	13-14	YTD		
Gambling:		13-14																																					YTD
Bookmaking (Horse and Sport Book)	Male	0	0	0	0	0	0	0	0	0	0	0	0	0	0	0	0	0	0	0	0	0	0	0	0	0	0	0	0	0	0	0	0	0	0	0	0	0	
	Female	0	0	0	0	0	0	0	0	0	0	0	0	0	0	0	0	0	0	0	0	0	0	0	0	0	0	0	0	0	0	0	0	0	0	0	0	0	
Numbers and Lottery	Male	0	0	0	0	0	0	0	0	0	0	0	0	0	0	0	0	0	0	0	0	0	0	0	0	0	0	0	0	0	0	0	0	0	0	0	0	0	
	Female	0	0	0	0	0	0	0	0	0	0	0	0	0	0	0	0	0	0	0	0	0	0	0	0	0	0	0	0	0	0	0	0	0	0	0	0	0	
All Other Gambling	Male	0	0	0	0	0	0	0	0	0	0	0	0	0	0	0	0	0	0	0	0	0	0	0	0	0	0	0	0	0	0	0	0	0	0	0	0	0	
	Female	0	0	0	0	0	0	0	0	0	0	0	0	0	0	0	0	0	0	0	0	0	0	0	0	0	0	0	0	0	0	0	0	0	0	0	0	0	
Total Gambling Violations:		Male	0	0	0	0	0	0	0	0	0	0	0	0	0	0	0	0	0	0	0	0	0	0	0	0	0	0	0	0	0	0	0	0	0	0	0	0	
	Female	0	0	0	0	0	0	0	0	0	0	0	0	0	0	0	0	0	0	0	0	0	0	0	0	0	0	0	0	0	0	0	0	0	0	0	0	0	
Miscellaneous:		13-14																																					YTD
Offenses Against the Family and Children	Male	0	0	0	0	0	0	0	0	0	0	0	0	0	0	0	0	0	0	0	0	0	0	0	0	0	0	0	0	0	0	0	0	0	0	0	0	0	
	Female	0	0	0	0	0	0	0	0	0	0	0	0	0	0	0	0	0	0	0	0	0	0	0	0	0	0	0	0	0	0	0	0	0	0	0	0	1	
Driving Under the Influence	Male	0	0	0	0	0	0	0	0	0	0	0	0	0	0	0	0	0	0	0	0	0	0	0	0	0	0	0	0	0	0	0	0	0	0	0	0	0	
	Female	0	0	0	0	0	0	0	0	0	0	0	0	0	0	0	0	0	0	0	0	0	0	0	0	0	0	0	0	0	0	0	0	0	0	0	0	0	
Liquor Laws	Male	0	0	0	0	1	0	0	0	0	0	0	0	0	0	0	0	22	2	0	4	0	15	1	0	0	0	0	0	0	0	0	0	0	0	0	0	0	38
	Female	0	0	0	0	0	0	0	0	0	0	0	0	0	0	0	0	21	1	0	1	0	16	3	0	0	0	0	0	0	0	0	0	0	0	0	0	32	
Drunkenness	Male	0	0	0	0	0	0	0	0	0	0	0	0	0	0	0	0	0	0	0	0	0	0	0	0	0	0	0	0	0	0	0	0	0	0	0	0	0	
	Female	0	0	0	0	0	0	0	0	0	0	0	0	0	0	0	0	0	0	0	0	0	0	0	0	0	0	0	0	0	0	0	0	0	0	0	0	0	
Disorderly Conduct	Male	0	0	0	0	0	0	0	0	0	0	0	0	1	1	0	0	11	0	0	0	11	0	0	0	0	0	0	0	0	0	0	0	0	0	0	0	43	
	Female	0	0	0	0	0	0	0	0	0	0	0	0	0	0	0	0	1	0	0	0	1	0	0	0	0	0	0	0	0	0	0	0	0	0	0	18		
Vagrancy	Male	0	0	0	0	0	0	0	0	0	0	0	0	0	0	0	0	0	0	0	0	0	0	0	0	0	0	0	0	0	0	0	0	0	0	0	6		
	Female	0	0	0	0	0	0	0	0	0	0	0	0	0	0	0	0	0	0	0	0	0	0	0	0	0	0	0	0	0	0	0	0	0	0	0	2		
All Other Offenses (Except Traffic)	Male	0	0	0	0	0	0	0	0	0	0	0	0	1	0	1	0	72	16	0	11	0	32	13	0	3	3	1	0	0	2	0	0	0	0	0	0	276	
	Female	0	0	0	0	0	0	0	0	0	0	0	0	0	0	0	0	49	12	0	16	0	14	7	0	1	0	0	0	0	0	0	0	0	0	0	118		
Suspicion	Male	0	0	0	0	0	0	0	0	0	0	0	0	0	0	0	0	0	0	0	0	0	0	0	0	0	0	0	0	0	0	0	0	0	0	0	0		
	Female	0	0	0	0	0	0	0	0	0	0	0	0	0	0	0	0	0	0	0	0	0	0	0	0	0	0	0	0	0	0	0	0	0	0	0	0		
Curfew and Loitering Law Violations	Male	0	0	0	0	0	0	0	0	0	0	0	2	0	0	0	0	12	1	0	4	0	2	5	0	1	0	0	0	0	0	0	0	0	0	0	66		
	Female	0	0	0	0	0	0	0	0	0	0	0	4	0	0	0	0	14	2	0	2	0	1	9	0	1	0	0	0	0	0	0	0	0	0	0	33		
Runaways	Male	0	0	0	0	0	1	1	0	0	0	0	0	0	0	0	0	0	0	0	0	0	0	0	0	0	0	1	0	0	1	0	0	0	0	24			
	Female	1	0	1	0	0	0	0	0	0	0	0	1	0	0	0	0	0	0	0	0	0	0	0	0	0	0	0	0	0	0	0	0	0	0	36			
Total Miscellaneous Violations:		Male	0	0	0	0	1	0	1	1	0	0	2	2	1	1	0	117	19	0	19	0	60	19	0	4	4	1	0	0	3	0	0	0	0	0	453		
	Female	1	0	1	0	0	0	0	0	0	0	0	5	0	0	0	0	85	15	0	19	0	32	19	0	2	0	0	0	0	0	0	0	0	0	0	240		
Human Trafficking:		13-14																																				YTD	
Human Trafficking/ Commercial Sex Acts	Male	0	0	0	0	0	0	0	0	0	0	0	0	0	0	0	0	0	0	0	0	0	0	0	0	0	0	0	0	0	0	0	0	0	0	0	0		
	Female	0	0	0	0	0	0	0	0	0	0	0	0	0	0	0	0	0	0	0	0	0	0	0	0	0	0	0	0	0	0	0	0	0	0	0	0		
Human Trafficking/ Involuntary Servitude	Male	0	0	0	0	0	0	0	0	0	0	0	0	0	0	0	0	0	0	0	0	0	0	0	0	0	0	0	0	0	0	0	0	0	0	0	0		
	Female	0	0	0	0	0	0	0	0	0	0	0	0	0	0	0	0	0	0	0	0	0	0	0	0	0	0	0	0	0	0	0	0	0	0	0	0		
Total Human Trafficking Violations:		Male	0	0	0	0	0	0	0	0	0	0	0	0	0	0	0	0	0	0	0	0	0	0	0	0	0	0	0	0	0	0	0	0	0	0	0		
	Female	0	0	0	0	0	0	0	0	0	0	0	0	0	0	0	0	0	0	0	0	0	0	0	0	0	0	0	0	0	0	0	0	0	0	0	0		
Total Arrests:		Male	5	0	1	4	3	0	9	9	0	0	6	8	2	6	0	386	83	0	77	0	190	36	0	5	8	1	2	1	4	0	0	0	0	1,456			
	Female	2	0	1	1	0	0	1	1	0	0	11	6	0	6	0	228	57	0	37	0	107	27	0	2	2	0	0	2	0	0	0	0	0	0	709			
13 - 14 Years of Age		Total:	7	0	2	5	3	0	10	10	0	0	17	14	2	12	0	614	140	0	114	0	297	63	0	7	10	1	2	3	4	0	0	0	0	2,165			



Arrests - Races State Totals 2017		Carson City So	COUNTY: Churchill	Churchill Co	Fallon PD	COUNTY: Clark	Boulder PD	Clark Co School Dist	College of SNV	Henderson PD	LV Metro	LV Fire & Rescue	Mesquite PD	NLV Fire & Rescue	NLV PD	UNLV PD	Douglas Co	COUNTY: Elko	Carlin PD	Elko PD	Elko CO	West Wendover PD	Esmeralda Co	Eureka Co
Gambling:		15																						
Bookmaking (Horse and Sport Book)	Male	0	0	0	0	0	0	0	0	0	0	0	0	0	0	0	0	0	0	0	0	0	0	0
	Female	0	0	0	0	0	0	0	0	0	0	0	0	0	0	0	0	0	0	0	0	0	0	0
Numbers and Lottery	Male	0	0	0	0	0	0	0	0	0	0	0	0	0	0	0	0	0	0	0	0	0	0	0
	Female	0	0	0	0	0	0	0	0	0	0	0	0	0	0	0	0	0	0	0	0	0	0	0
All Other Gambling	Male	0	0	0	0	0	0	0	0	0	0	0	0	0	0	0	0	0	0	0	0	0	0	0
	Female	0	0	0	0	0	0	0	0	0	0	0	0	0	0	0	0	0	0	0	0	0	0	0
Total Gambling Violations:		Male	0	0	0	0	0	0	0	0	0	0	0	0	0	0	0	0	0	0	0	0	0	0
	Female	0	0	0	0	0	0	0	0	0	0	0	0	0	0	0	0	0	0	0	0	0	0	0
Miscellaneous:		15																						
Offenses Against the Family and Children	Male	0	0	0	0	1	0	0	0	0	1	0	0	0	0	0	0	1	0	1	0	0	0	0
	Female	0	0	0	0	0	0	0	0	0	0	0	0	0	0	0	0	0	0	0	0	0	0	0
Driving Under the Influence	Male	0	0	0	0	4	0	0	0	0	3	0	0	0	1	0	0	0	0	0	0	0	0	0
	Female	0	0	0	1	0	0	0	0	1	0	0	0	0	0	0	0	0	0	0	0	0	0	0
Liquor Laws	Male	3	0	0	0	7	0	0	0	2	2	0	1	0	2	0	4	1	0	1	0	0	0	0
	Female	2	0	0	0	6	0	1	0	0	1	0	4	0	0	0	6	1	0	1	0	0	0	0
Drunkenness	Male	0	0	0	0	0	0	0	0	0	0	0	0	0	0	0	0	0	0	0	0	0	0	0
	Female	0	0	0	0	0	0	0	0	0	0	0	0	0	0	0	0	0	0	0	0	0	0	0
Disorderly Conduct	Male	1	0	0	0	14	1	10	0	2	0	0	0	1	0	2	1	0	0	1	0	0	0	0
	Female	0	0	0	0	14	0	13	0	0	0	0	0	1	0	0	0	0	0	0	0	0	0	0
Vagrancy	Male	0	0	0	0	6	0	0	0	0	6	0	0	0	0	0	0	0	0	0	0	0	0	0
	Female	1	0	0	0	5	0	0	0	0	5	0	0	0	0	0	0	0	0	0	0	0	0	0
All Other Offenses (Except Traffic)	Male	20	7	7	0	98	0	12	0	8	62	0	3	0	13	0	1	8	0	1	2	0	0	0
	Female	9	7	7	0	44	0	4	0	7	27	0	2	0	4	0	12	0	0	0	0	0	0	0
Suspicion	Male	0	0	0	0	0	0	0	0	0	0	0	0	0	0	0	0	0	0	0	0	0	0	0
	Female	0	0	0	0	0	0	0	0	0	0	0	0	0	0	0	0	0	0	0	0	0	0	0
Curfew and Loitering Law Violations	Male	0	0	0	0	41	0	0	0	41	0	0	0	0	0	6	0	0	0	0	0	0	0	0
	Female	0	0	0	0	22	0	0	0	21	0	1	0	0	0	6	0	0	0	0	0	0	0	0
Runaways	Male	4	1	1	0	10	0	0	10	0	0	0	0	0	2	2	0	1	1	0	0	0	0	0
	Female	5	4	4	0	21	0	0	21	0	0	0	0	0	0	1	5	3	1	1	0	0	0	0
Total Miscellaneous Violations:		Male	28	8	8	0	181	1	22	0	20	117	0	4	0	17	0	15	8	0	4	4	0	0
	Female	17	11	11	0	113	0	18	0	28	55	0	7	0	5	0	25	6	3	2	1	0	0	0
Human Trafficking:		15																						
Human Trafficking/ Commercial Sex Acts	Male	0	0	0	0	0	0	0	0	0	0	0	0	0	0	0	0	0	0	0	0	0	0	0
	Female	0	0	0	0	0	0	0	0	0	0	0	0	0	0	0	0	0	0	0	0	0	0	0
Human Trafficking/ Involuntary Servitude	Male	0	0	0	0	0	0	0	0	0	0	0	0	0	0	0	0	0	0	0	0	0	0	0
	Female	0	0	0	0	0	0	0	0	0	0	0	0	0	0	0	0	0	0	0	0	0	0	0
Total Human Trafficking Violations:		Male	0	0	0	0	0	0	0	0	0	0	0	0	0	0	0	0	0	0	0	0	0	0
	Female	0	0	0	0	0	0	0	0	0	0	0	0	0	0	0	0	0	0	0	0	0	0	0
Total Arrests:		Male	35	10	10	0	729	2	114	0	69	442	0	8	0	94	0	23	14	1	5	8	0	0
15 Years of Age	Female	28	12	12	0	349	0	51	0	56	177	0	10	0	55	0	25	12	4	4	1	3	0	0
Total:		63	22	22	0	1,078	2	165	0	125	619	0	18	0	149	0	48	26	5	9	9	3	0	0

288



Arrests - Races State Totals 2017		COUNTY: Humboldt	Humboldt School Dist	Humboldt Co	Winnemucca PD	Lander Co	Lincoln Co	COUNTY: Lyon	Lyon Co	Yerington PD	Mineral Co	Nye Co	COUNTY: Pershing	Lovejoy PD	Pershing Co	Storey Co	COUNTY: Washoe	Reno PD	Reno-Tahoe Airport Auth	Sparks PD	UMR	Washoe School Dist	Washoe Co	Reno Municipal Court	White Pine Co	COUNTY: Statewide	NDI	NHP - Southern	NHP - Northwestern	NHP - Northwestern	Capitol Police	Fire Marshal	Secretary of State	Attorney General	15	YTD		
Gambling:		15																																				YTD
Bookmaking (Horse and Sport Book)	Male	0	0	0	0	0	0	0	0	0	0	0	0	0	0	0	0	0	0	0	0	0	0	0	0	0	0	0	0	0	0	0	0	0	0	0	0	
	Female	0	0	0	0	0	0	0	0	0	0	0	0	0	0	0	0	0	0	0	0	0	0	0	0	0	0	0	0	0	0	0	0	0	0	0	0	
Numbers and Lottery	Male	0	0	0	0	0	0	0	0	0	0	0	0	0	0	0	0	0	0	0	0	0	0	0	0	0	0	0	0	0	0	0	0	0	0	0	0	
	Female	0	0	0	0	0	0	0	0	0	0	0	0	0	0	0	0	0	0	0	0	0	0	0	0	0	0	0	0	0	0	0	0	0	0	0	0	
All Other Gambling	Male	0	0	0	0	0	0	0	0	0	0	0	0	0	0	0	0	0	0	0	0	0	0	0	0	0	0	0	0	0	0	0	0	0	0	0	0	
	Female	0	0	0	0	0	0	0	0	0	0	0	0	0	0	0	0	0	0	0	0	0	0	0	0	0	0	0	0	0	0	0	0	0	0	0	0	
Total Gambling Violations:	Male	0	0	0	0	0	0	0	0	0	0	0	0	0	0	0	0	0	0	0	0	0	0	0	0	0	0	0	0	0	0	0	0	0	0	0	0	
	Female	0	0	0	0	0	0	0	0	0	0	0	0	0	0	0	0	0	0	0	0	0	0	0	0	0	0	0	0	0	0	0	0	0	0	0	0	
Miscellaneous:		15																																				YTD
Offenses Against the Family and Children	Male	0	0	0	0	0	0	0	0	0	0	0	0	0	0	0	0	0	0	0	0	0	0	0	0	0	0	0	0	0	0	0	0	0	0	0	2	
	Female	0	0	0	0	0	0	0	0	0	0	0	0	0	0	0	0	0	0	0	0	0	0	0	0	0	0	0	0	0	0	0	0	0	0	0	0	
Driving Under the Influence	Male	0	0	0	0	0	0	0	0	0	0	0	0	0	0	0	0	2	1	0	0	0	0	1	0	0	0	0	0	0	0	0	0	0	0	0	0	7
	Female	0	0	0	0	0	0	0	0	0	0	0	0	0	0	0	0	0	0	0	0	0	0	0	0	0	0	0	0	0	0	0	0	0	0	0	0	
Liquor Laws	Male	1	0	1	0	3	0	0	0	0	0	0	0	0	0	0	1	33	9	0	3	0	19	2	0	0	0	0	0	0	0	0	0	0	0	0	0	53
	Female	0	0	0	0	1	0	1	1	0	1	0	0	0	0	0	0	15	2	0	1	0	9	3	0	0	0	0	0	0	0	0	0	0	0	0	0	33
Drunkenness	Male	0	0	0	0	0	0	0	0	0	0	0	0	0	0	0	0	0	0	0	0	0	0	0	0	0	0	0	0	0	0	0	0	0	0	0	0	
	Female	0	0	0	0	0	0	0	0	0	0	0	0	0	0	0	0	0	0	0	0	0	0	0	0	0	0	0	0	0	0	0	0	0	0	0	0	
Disorderly Conduct	Male	0	0	0	0	0	0	2	2	0	0	0	0	0	0	0	0	4	0	0	0	4	0	0	0	0	0	0	0	0	0	0	0	0	0	0	0	24
	Female	0	0	0	0	0	0	0	0	0	0	0	0	0	0	0	3	0	0	0	3	0	0	0	0	0	0	0	0	0	0	0	0	0	0	0	17	
Vagrancy	Male	0	0	0	0	0	0	0	0	0	0	0	0	0	0	0	0	0	0	0	0	0	0	0	0	0	0	0	0	0	0	0	0	0	0	0	6	
	Female	0	0	0	0	0	0	0	0	0	0	0	0	0	0	0	0	0	0	0	0	0	0	0	0	0	0	0	0	0	0	0	0	0	0	0	6	
All Other Offenses (Except Traffic)	Male	4	0	1	3	0	0	0	0	0	0	2	0	0	0	0	71	14	0	27	0	18	12	0	1	1	0	1	0	0	0	0	0	0	0	0	0	208
	Female	0	0	0	0	0	0	0	0	0	0	0	0	0	0	0	33	18	0	5	0	7	3	0	1	1	0	0	0	0	0	0	0	0	0	0	0	107
Suspicion	Male	0	0	0	0	0	0	1	1	0	0	0	0	0	0	0	0	0	0	0	0	0	0	0	0	0	0	0	0	0	0	0	0	0	0	0	1	
	Female	0	0	0	0	0	0	0	0	0	0	0	0	0	0	0	0	0	0	0	0	0	0	0	0	0	0	0	0	0	0	0	0	0	0	0	0	
Curfew and Loitering Law Violations	Male	0	0	0	0	0	0	0	0	0	0	0	0	0	0	0	15	5	0	5	0	5	0	5	0	1	0	0	0	0	0	0	0	0	0	0	63	
	Female	2	0	0	2	0	0	0	0	0	0	1	0	0	0	0	7	0	0	0	1	6	0	1	0	0	0	0	0	0	0	0	0	0	0	0	39	
Runaways	Male	1	0	0	1	0	0	2	2	0	0	0	0	0	0	0	0	0	0	0	0	0	0	0	0	0	0	0	0	0	0	0	0	0	0	0	22	
	Female	2	0	0	2	0	0	0	0	0	0	0	0	0	0	0	0	0	0	0	0	0	0	0	0	0	0	0	0	0	0	0	0	0	0	0	38	
Total Miscellaneous Violations:	Male	6	0	2	4	3	0	5	5	0	0	2	0	0	0	1	125	29	0	35	0	41	20	0	2	2	0	1	0	0	0	0	0	0	0	0	386	
	Female	4	0	0	4	1	0	1	1	0	1	1	0	0	0	0	58	20	0	6	0	20	12	0	2	3	0	0	0	0	0	0	0	0	0	0	243	
Human Trafficking:		15																																				YTD
Human Trafficking/ Commercial Sex Acts	Male	0	0	0	0	0	0	0	0	0	0	0	0	0	0	0	0	0	0	0	0	0	0	0	0	0	0	0	0	0	0	0	0	0	0	0	0	
	Female	0	0	0	0	0	0	0	0	0	0	0	0	0	0	0	0	0	0	0	0	0	0	0	0	0	0	0	0	0	0	0	0	0	0	0	0	
Human Trafficking/ Involuntary Servitude	Male	0	0	0	0	0	0	0	0	0	0	0	0	0	0	0	0	0	0	0	0	0	0	0	0	0	0	0	0	0	0	0	0	0	0	0		
	Female	0	0	0	0	0	0	0	0	0	0	0	0	0	0	0	0	0	0	0	0	0	0	0	0	0	0	0	0	0	0	0	0	0	0	0	0	
Total Human Trafficking Violations:	Male	0	0	0	0	0	0	0	0	0	0	0	0	0	0	0	0	0	0	0	0	0	0	0	0	0	0	0	0	0	0	0	0	0	0	0	0	
	Female	0	0	0	0	0	0	0	0	0	0	0	0	0	0	0	0	0	0	0	0	0	0	0	0	0	0	0	0	0	0	0	0	0	0	0	0	
Total Arrests:	Male	8	0	2	6	3	0	11	11	0	0	4	8	1	7	1	275	60	0	57	0	115	43	0	4	4	1	2	0	1	0	0	0	0	0	1,129		
15 Years of Age	Female	6	0	0	6	1	0	1	1	0	1	4	8	0	8	0	134	47	0	24	0	53	20	0	2	4	0	0	0	0	0	0	0	0	0	587		
Total:		14	0	2	12	4	0	12	12	0	1	8	16	1	15	1	409	107	0	71	0	168	63	0	6	8	1	2	0	5	0	0	0	0	0	1,716		



Arrests - Races State Totals 2017		Carson City So	COUNTY: Churchill	Churchill Co	Fallon PD	COUNTY: Clark	Boulder PD	Clark Co School Dist	College of SNV	Henderson PD	LV Metro	LV Fire & Rescue	Mesquite PD	NLV Fire & Rescue	NLV PD	UNLV PD	Douglas Co	COUNTY: Elko	Carlin PD	Elko PD	Elko CO	West Wendover PD	Esmeralda Co	Eureka Co
Gambling:		16																						
Bookmaking (Horse and Sport Book)	Male	0	0	0	0	0	0	0	0	0	0	0	0	0	0	0	0	0	0	0	0	0	0	0
	Female	0	0	0	0	0	0	0	0	0	0	0	0	0	0	0	0	0	0	0	0	0	0	0
Numbers and Lottery	Male	0	0	0	0	0	0	0	0	0	0	0	0	0	0	0	0	0	0	0	0	0	0	0
	Female	0	0	0	0	0	0	0	0	0	0	0	0	0	0	0	0	0	0	0	0	0	0	0
All Other Gambling	Male	0	0	0	0	0	0	0	0	0	0	0	0	0	0	0	0	0	0	0	0	0	0	0
	Female	0	0	0	0	0	0	0	0	0	0	0	0	0	0	0	0	0	0	0	0	0	0	0
Total Gambling Violations:	Male	0	0	0	0	0	0	0	0	0	0	0	0	0	0	0	0	0	0	0	0	0	0	0
	Female	0	0	0	0	0	0	0	0	0	0	0	0	0	0	0	0	0	0	0	0	0	0	0
Miscellaneous:		16																						
Offenses Against the Family and Children	Male	0	0	0	0	1	0	0	0	0	0	0	0	0	1	0	0	1	0	1	0	0	0	0
	Female	0	0	0	0	0	0	0	0	0	0	0	0	0	0	0	0	0	0	0	0	0	0	0
Driving Under the Influence	Male	1	0	0	0	1	0	0	0	0	0	0	0	0	0	0	0	0	0	0	0	0	0	0
	Female	0	0	0	0	2	0	0	0	0	2	0	0	0	0	0	0	0	0	0	0	0	0	0
Liquor Laws	Male	12	1	1	0	20	0	0	0	4	12	0	2	0	2	0	8	7	3	4	0	0	0	0
	Female	8	1	1	0	10	0	0	0	1	5	0	3	0	1	0	9	1	0	1	0	0	0	0
Drunkenness	Male	0	0	0	0	1	0	0	0	0	0	0	1	0	0	0	0	0	0	0	0	0	0	0
	Female	0	0	0	0	0	0	0	0	0	0	0	0	0	0	0	0	0	0	0	0	0	0	0
Disorderly Conduct	Male	1	0	0	0	12	0	9	0	0	2	0	0	0	1	0	0	3	0	0	3	0	0	0
	Female	0	0	0	0	9	0	8	0	0	0	0	1	0	0	0	0	0	0	0	0	0	0	0
Vagrancy	Male	0	0	0	0	9	0	0	0	0	9	0	0	0	0	0	0	0	0	0	0	0	0	0
	Female	0	0	0	0	1	0	0	0	0	1	0	0	0	0	0	0	0	0	0	0	0	0	0
All Other Offenses (Except Traffic)	Male	21	5	5	0	131	0	11	0	9	84	0	3	0	24	0	6	4	0	3	1	0	0	0
	Female	9	3	3	0	53	0	7	0	9	31	0	0	0	6	0	7	2	0	1	0	1	0	0
Suspicion	Male	0	0	0	0	0	0	0	0	0	0	0	0	0	0	0	0	0	0	0	0	0	0	0
	Female	0	0	0	0	0	0	0	0	0	0	0	0	0	0	0	0	0	0	0	0	0	0	0
Curfew and Loitering Law Violations	Male	0	0	0	0	51	1	0	0	0	50	0	0	0	0	0	7	0	0	0	0	0	0	0
	Female	0	0	0	0	26	0	0	0	0	24	0	2	0	0	0	3	1	0	0	1	0	0	0
Runaways	Male	1	3	3	0	9	0	0	0	0	0	0	0	0	0	0	2	4	0	1	3	0	0	0
	Female	2	2	2	0	15	0	0	0	15	0	0	0	0	0	0	7	0	3	4	0	0	0	0
Total Miscellaneous Violations:	Male	36	9	9	0	235	1	20	0	22	158	0	6	0	28	0	23	19	3	9	7	0	0	0
	Female	19	6	6	0	116	0	15	0	25	63	0	6	0	7	0	19	11	0	5	5	1	0	0
Human Trafficking:		16																						
Human Trafficking/ Commercial Sex Acts	Male	0	0	0	0	0	0	0	0	0	0	0	0	0	0	0	0	0	0	0	0	0	0	0
	Female	0	0	0	0	0	0	0	0	0	0	0	0	0	0	0	0	0	0	0	0	0	0	0
Human Trafficking/ Involuntary Servitude	Male	0	0	0	0	0	0	0	0	0	0	0	0	0	0	0	0	0	0	0	0	0	0	0
	Female	0	0	0	0	0	0	0	0	0	0	0	0	0	0	0	0	0	0	0	0	0	0	0
Total Human Trafficking Violations:	Male	0	0	0	0	0	0	0	0	0	0	0	0	0	0	0	0	0	0	0	0	0	0	0
	Female	0	0	0	0	0	0	0	0	0	0	0	0	0	0	0	0	0	0	0	0	0	0	0
Total Arrests:	Male	60	12	12	0	924	1	109	0	90	586	0	10	0	128	0	29	31	4	14	12	1	0	0
16 Years of Age	Female	25	6	6	0	398	2	47	0	68	240	0	10	0	31	0	25	16	1	6	7	2	0	0
Total:		85	18	18	0	1,322	3	156	0	158	826	0	20	0	159	0	54	47	5	20	19	3	0	0

292

Arrests - Races State Totals 2017		COUNTY: Humboldt	Humboldt School Dist	Humboldt Co	Winnemucca PD	Lander Co	Lincoln Co	COUNTY: Lyon	Lyon Co	Yerington PD	Mineral Co	Nye Co	COUNTY: Pershing	Lovejoy PD	Pershing Co	Storey Co	COUNTY: Washoe	Reno PD	Reno-Tahoe Airport Auth	Sparks PD	UMR	Washoe School Dist	Washoe Co	Reno Municipal Court	White Pine Co	COUNTY: Statewide	NDI	NHP - Southern	NHP - Northeastern	NHP - Northwestern	Capitol Police	Fire Marshal	Secretary of State	Attorney General	16	YTD		
Gambling:		16																																				YTD
Bookmaking (Horse and Sport Book)	Male	0	0	0	0	0	0	0	0	0	0	0	0	0	0	0	0	0	0	0	0	0	0	0	0	0	0	0	0	0	0	0	0	0	0	0	0	
	Female	0	0	0	0	0	0	0	0	0	0	0	0	0	0	0	0	0	0	0	0	0	0	0	0	0	0	0	0	0	0	0	0	0	0	0	0	
Numbers and Lottery	Male	0	0	0	0	0	0	0	0	0	0	0	0	0	0	0	0	0	0	0	0	0	0	0	0	0	0	0	0	0	0	0	0	0	0	0	0	
	Female	0	0	0	0	0	0	0	0	0	0	0	0	0	0	0	0	0	0	0	0	0	0	0	0	0	0	0	0	0	0	0	0	0	0	0	0	
All Other Gambling	Male	0	0	0	0	0	0	0	0	0	0	0	0	0	0	0	0	0	0	0	0	0	0	0	0	0	0	0	0	0	0	0	0	0	0	0	0	
	Female	0	0	0	0	0	0	0	0	0	0	0	0	0	0	0	0	0	0	0	0	0	0	0	0	0	0	0	0	0	0	0	0	0	0	0	0	
Total Gambling Violations:	Male	0	0	0	0	0	0	0	0	0	0	0	0	0	0	0	0	0	0	0	0	0	0	0	0	0	0	0	0	0	0	0	0	0	0	0	0	
	Female	0	0	0	0	0	0	0	0	0	0	0	0	0	0	0	0	0	0	0	0	0	0	0	0	0	0	0	0	0	0	0	0	0	0	0	0	
Miscellaneous:		16																																				YTD
Offenses Against the Family and Children	Male	0	0	0	0	0	0	0	0	0	0	0	0	0	0	0	0	0	0	0	0	0	0	0	0	0	0	0	0	0	0	0	0	0	0	0	2	
	Female	0	0	0	0	0	0	0	0	0	0	0	0	0	0	0	0	0	0	0	0	0	0	0	0	0	0	0	0	0	0	0	0	0	0	0	0	
Driving Under the Influence	Male	0	0	0	0	0	0	0	0	0	0	0	0	0	0	0	0	2	0	0	2	0	0	0	0	0	0	2	0	0	2	0	0	0	0	0	6	
	Female	0	0	0	0	0	0	0	0	0	0	0	0	0	0	0	0	0	0	0	0	0	0	0	0	0	1	0	0	0	1	0	0	0	0	0	3	
Liquor Laws	Male	1	0	0	1	0	0	0	0	2	1	0	0	0	0	0	36	14	0	4	0	12	6	0	1	0	0	0	0	0	0	0	0	0	0	0	0	89
	Female	0	0	0	0	0	0	0	0	0	0	0	0	0	0	0	15	6	0	2	0	6	1	0	1	1	0	0	0	1	0	0	0	0	0	0	46	
Drunkenness	Male	0	0	0	0	0	0	0	0	0	0	1	0	0	0	0	0	0	0	0	0	0	0	0	0	0	1	1	0	0	0	0	0	0	0	3		
	Female	0	0	0	0	0	0	0	0	0	0	0	0	0	0	0	0	0	0	0	0	0	0	0	0	0	0	0	0	0	0	0	0	0	0	0	0	
Disorderly Conduct	Male	0	0	0	0	0	0	0	0	0	0	0	0	0	0	0	7	0	0	0	0	0	0	0	0	0	0	0	0	0	0	0	0	0	0	0	23	
	Female	0	0	0	0	0	0	0	0	0	0	0	0	0	0	0	0	0	0	0	0	0	0	0	0	0	0	0	0	0	0	0	0	0	0	0	9	
Vagrancy	Male	0	0	0	0	0	0	0	0	0	0	0	0	0	0	0	0	0	0	0	0	0	0	0	0	0	0	0	0	0	0	0	0	0	0	0	9	
	Female	0	0	0	0	0	0	0	0	0	0	0	0	0	0	0	0	0	0	0	0	0	0	0	0	0	0	0	0	0	0	0	0	0	0	0	1	
All Other Offenses (Except Traffic)	Male	2	0	1	1	0	0	0	0	0	1	0	0	0	0	0	64	25	0	12	0	13	14	0	0	1	1	0	0	0	0	0	0	0	0	0	235	
	Female	0	0	0	0	0	0	0	0	0	0	1	0	0	0	0	26	11	0	5	0	6	4	0	0	1	0	1	0	0	0	0	0	0	0	0	102	
Suspicion	Male	0	0	0	0	0	0	0	0	0	0	0	0	0	0	0	0	0	0	0	0	0	0	0	0	0	0	0	0	0	0	0	0	0	0	0	0	
	Female	0	0	0	0	0	0	0	0	0	0	0	0	0	0	0	0	0	0	0	0	0	0	0	0	0	0	0	0	0	0	0	0	0	0	0	0	
Curfew and Loitering Law Violations	Male	1	0	1	0	1	0	0	0	0	0	1	0	0	0	0	14	6	0	2	0	0	6	0	1	0	0	0	0	0	0	0	0	0	0	0	76	
	Female	1	0	0	1	0	0	0	0	0	0	0	0	0	0	0	6	2	0	1	0	0	3	0	2	0	0	0	0	0	0	0	0	0	0	0	39	
Runaways	Male	3	0	1	2	0	0	0	0	0	0	0	0	0	0	0	0	0	0	0	0	0	0	0	0	0	0	0	0	0	0	0	0	0	0	0	22	
	Female	1	0	0	1	0	0	0	0	0	0	0	0	0	0	0	0	0	0	0	0	0	0	0	0	0	1	1	0	0	0	0	0	0	0	28		
Total Miscellaneous Violations:	Male	7	0	3	4	1	0	0	0	2	4	0	0	0	0	0	123	45	0	20	0	32	26	0	2	4	2	0	0	2	0	0	0	0	0	0	465	
	Female	2	0	0	2	0	0	0	0	0	1	0	0	0	0	0	47	19	0	8	0	12	8	0	3	4	1	1	0	2	0	0	0	0	0	0	228	
Human Trafficking:		16																																				YTD
Human Trafficking/ Commercial Sex Acts	Male	0	0	0	0	0	0	0	0	0	0	0	0	0	0	0	0	0	0	0	0	0	0	0	0	0	0	0	0	0	0	0	0	0	0	0	0	
	Female	0	0	0	0	0	0	0	0	0	0	0	0	0	0	0	0	0	0	0	0	0	0	0	0	0	0	0	0	0	0	0	0	0	0	0	0	
Human Trafficking/ Involuntary Servitude	Male	0	0	0	0	0	0	0	0	0	0	0	0	0	0	0	0	0	0	0	0	0	0	0	0	0	0	0	0	0	0	0	0	0	0	0	0	
	Female	0	0	0	0	0	0	0	0	0	0	0	0	0	0	0	0	0	0	0	0	0	0	0	0	0	0	0	0	0	0	0	0	0	0	0	0	
Total Human Trafficking Violations:	Male	0	0	0	0	0	0	0	0	0	0	0	0	0	0	0	0	0	0	0	0	0	0	0	0	0	0	0	0	0	0	0	0	0	0	0	0	
	Female	0	0	0	0	0	0	0	0	0	0	0	0	0	0	0	0	0	0	0	0	0	0	0	0	0	0	0	0	0	0	0	0	0	0	0	0	
Total Arrests:	Male	14	0	7	7	1	0	2	2	0	2	9	2	1	1	0	306	116	0	48	1	89	52	0	4	6	2	2	0	2	0	0	0	0	0	1,402		
16 Years of Age	Female	3	0	1	2	0	0	1	1	0	0	1	4	0	4	0	129	63	1	17	0	34	14	0	3	4	1	1	0	2	0	0	0	0	0	615		
Total:		17	0	8	9	1	0	3	3	0	2	10	6	1	5	0	435	179	1	65	1	123	66	0	7	10	3	3	0	4	0	0	0	0	2,017			



Arrests - Races State Totals 2017		Carson City So	COUNTY: Churchill	Churchill Co	Fallon PD	COUNTY: Clark	Boulder PD	Clark Co School Dist	College of SNV	Henderson PD	LV Metro	LV Fire & Rescue	Mesquite PD	NLV Fire & Rescue	NLV PD	UNLV PD	Douglas Co	COUNTY: Elko	Carlin PD	Elko PD	Elko CO	West Wendover PD	Esmeralda Co	Eureka Co	
Gambling:		17																							
Bookmaking (Horse and Sport Book)	Male	0	0	0	0	0	0	0	0	0	0	0	0	0	0	0	0	0	0	0	0	0	0	0	
	Female	0	0	0	0	0	0	0	0	0	0	0	0	0	0	0	0	0	0	0	0	0	0	0	
Numbers and Lottery	Male	0	0	0	0	0	0	0	0	0	0	0	0	0	0	0	0	0	0	0	0	0	0	0	
	Female	0	0	0	0	0	0	0	0	0	0	0	0	0	0	0	0	0	0	0	0	0	0	0	
All Other Gambling	Male	0	0	0	0	0	0	0	0	0	0	0	0	0	0	0	0	0	1	0	1	0	0	0	
	Female	0	0	0	0	0	0	0	0	0	0	0	0	0	0	0	0	0	0	0	0	0	0	0	
Total Gambling Violations:		Male	0	0	0	0	0	0	0	0	0	0	0	0	0	0	0	0	0	0	0	0	0	0	
		Female	0	0	0	0	0	0	0	0	0	0	0	0	0	0	0	0	1	0	1	0	0	0	
Miscellaneous:		17																							
Offenses Against the Family and Children	Male	0	0	0	0	0	0	0	0	0	0	0	0	0	0	0	0	0	0	0	0	0	0	0	
	Female	0	0	0	0	0	0	0	0	0	0	0	0	0	0	0	0	0	2	0	2	0	0	0	
Driving Under the influence	Male	1	0	0	0	8	1	0	0	1	6	0	0	0	0	0	0	1	2	0	1	1	0	0	
	Female	0	0	0	0	3	0	0	0	1	1	0	0	0	0	1	0	0	0	0	0	0	0	0	
Liquor Laws	Male	18	1	1	0	20	0	0	0	6	13	0	1	0	0	0	0	14	0	0	0	0	0	0	
	Female	8	1	1	0	14	0	0	0	2	11	0	0	0	0	1	0	8	1	0	0	1	0	0	
Drunkenness	Male	0	0	0	0	0	0	0	0	0	0	0	0	0	0	0	0	0	0	0	0	0	0	0	
	Female	0	0	0	0	0	0	0	0	0	0	0	0	0	0	0	0	32	0	32	0	0	0	0	
Disorderly Conduct	Male	1	0	0	0	10	0	8	0	0	2	0	0	0	0	0	0	2	0	0	0	0	0	0	
	Female	1	0	0	0	6	0	3	0	0	1	0	0	0	0	2	0	0	0	0	0	0	0	0	
Vagrancy	Male	1	0	0	0	18	0	0	0	0	18	0	0	0	0	0	0	0	0	0	0	0	0	0	
	Female	0	0	0	0	8	0	0	0	0	8	0	0	0	0	0	0	0	0	0	0	0	0	0	
All Other Offenses (Except Traffic)	Male	34	6	6	0	166	0	15	0	10	115	0	2	0	24	0	10	1	0	0	0	1	0	0	
	Female	19	3	3	0	54	0	2	0	8	35	0	2	0	7	0	9	0	0	0	0	0	0	0	
Suspicion	Male	0	0	0	0	0	0	0	0	0	0	0	0	0	0	0	0	0	0	0	0	0	0	0	
	Female	0	0	0	0	0	0	0	0	0	0	0	0	0	0	0	0	0	0	0	0	0	0	0	
Curfew and Loitering Law Violations	Male	0	0	0	0	51	0	0	0	0	51	0	0	0	0	0	13	1	1	0	0	0	0	0	
	Female	0	0	0	0	26	0	0	0	0	26	0	0	0	0	0	5	0	0	0	0	0	0	0	
Runaways	Male	11	0	0	0	8	0	0	0	8	0	0	0	0	0	0	1	1	1	0	0	0	0	0	
	Female	1	0	0	0	9	0	0	0	9	0	0	0	0	0	0	0	2	0	0	2	0	0	0	
Total Miscellaneous Violations:		Male	66	7	7	0	281	1	23	0	25	205	0	3	0	24	0	41	5	2	1	1	1	0	0
		Female	29	4	4	0	120	0	5	0	20	82	0	2	0	11	0	22	37	0	34	3	0	0	0
Human Trafficking:		17																							
Human Trafficking/ Commercial Sex Acts	Male	0	0	0	0	0	0	0	0	0	0	0	0	0	0	0	0	0	0	0	0	0	0	0	
	Female	0	0	0	0	0	0	0	0	0	0	0	0	0	0	0	0	0	0	0	0	0	0	0	
Human Trafficking/ Involuntary Servitude	Male	0	0	0	0	0	0	0	0	0	0	0	0	0	0	0	0	0	0	0	0	0	0	0	
	Female	0	0	0	0	0	0	0	0	0	0	0	0	0	0	0	0	0	0	0	0	0	0	0	
Total Human Trafficking Violations:		Male	0	0	0	0	0	0	0	0	0	0	0	0	0	0	0	0	0	0	0	0	0	0	0
		Female	0	0	0	0	0	0	0	0	0	0	0	0	0	0	0	0	0	0	0	0	0	0	0
Total Arrests:		Male	92	10	10	0	993	1	101	1	85	688	0	7	0	110	0	54	26	5	13	4	4	0	0
17 Years of Age		Female	39	6	6	0	384	1	20	0	55	264	0	2	0	42	0	31	48	0	43	5	0	0	0
		Total:	131	16	16	0	1,377	2	121	1	140	952	0	9	0	152	0	85	74	5	56	9	4	0	0





297

Arrests - Races State Totals 2017		Cason City So	COUNTY: Churchill	Churchill Co	Fallen PD	COUNTY: Clark	Boulder PD	Clark Co School Dist	College of SNV	Henderson PD	LV Metro	LV Fire & Rescue	Mesquite PD	NLV Fire & Rescue	NLV PD	UNLV PD	Douglas Co	COUNTY: Elko	Carlin PD	Elko PD	Elko CO	West Wendover PD	Emmett Co	Eureka Co		
Index Crime:		18																								
Murder and Nonnegligent Manslaughter	Male	0	0	0	0	6	0	0	0	0	6	0	0	0	0	0	0	0	0	0	0	0	0	0	0	
	Female	0	0	0	0	1	0	0	0	0	1	0	0	0	0	0	0	0	0	0	0	0	0	0	0	
Manslaughter by Negligence	Male	0	0	0	0	0	0	0	0	0	0	0	0	0	0	0	0	0	0	0	0	0	0	0	0	
	Female	0	0	0	0	0	0	0	0	0	0	0	0	0	0	0	0	0	0	0	0	0	0	0	0	
Rape	Male	0	0	0	0	6	0	0	0	0	4	0	0	0	2	0	0	0	0	0	0	0	0	0	0	
	Female	0	0	0	0	0	0	0	0	0	0	0	0	0	0	0	0	0	0	0	0	0	0	0	0	
Robbery	Male	2	0	0	0	63	0	2	0	2	47	0	0	0	12	0	0	0	0	0	0	0	0	0	0	
	Female	0	0	0	0	11	0	0	0	0	9	0	0	0	2	0	0	0	0	0	0	0	0	0	0	
Aggravated Assault (Return A - 4a-d)	Male	5	0	0	0	55	0	2	0	0	41	0	0	0	12	0	1	3	0	0	0	2	1	0	0	
	Female	3	1	0	1	18	0	3	0	1	8	0	0	0	6	0	0	0	0	0	0	0	0	0	0	
Burglary - Breaking or Entering	Male	3	0	0	0	50	0	7	0	1	27	0	0	0	15	0	0	0	0	0	0	0	0	0	0	
	Female	1	0	0	0	14	0	3	0	1	8	0	0	0	2	0	0	0	0	0	0	0	0	0	0	
Larceny - Theft (Except Motor Vehicle Theft)	Male	3	0	0	0	103	0	1	0	17	58	0	0	0	26	1	6	0	0	0	0	0	0	0	0	
	Female	2	0	0	0	38	0	0	0	7	28	0	0	0	3	0	2	0	0	0	0	0	0	0	0	
Motor Vehicle Theft	Male	0	0	0	0	13	0	1	0	2	6	0	0	0	4	0	0	1	0	1	0	0	0	0	0	
	Female	0	0	0	0	1	0	0	0	1	0	0	0	0	0	0	0	0	0	0	0	0	0	0	0	
Arson	Male	0	0	0	0	0	0	0	0	0	0	0	0	0	0	0	0	0	0	0	0	0	0	0	0	
	Female	0	0	0	0	0	0	0	0	0	0	0	0	0	0	0	0	0	0	0	0	0	0	0	0	
Total Index Crimes Violations:	Male	13	0	0	0	296	0	13	0	22	189	0	0	0	71	1	7	4	0	1	2	1	0	0	0	
	Female	6	1	0	1	83	0	6	0	10	54	0	0	0	13	0	2	0	0	0	0	0	0	0	0	
Other Offenses:		18																								
Other Assaults (Return A - 4e)	Male	1	1	0	1	136	0	6	0	13	107	0	1	0	9	0	3	2	0	1	1	0	0	0	0	
	Female	1	1	0	1	101	0	2	0	12	82	0	0	0	5	0	4	1	0	1	0	0	0	0	0	
Forgery and Counterfeiting	Male	0	0	0	0	1	0	1	0	0	0	0	0	0	0	0	0	0	0	0	0	0	0	0	0	
	Female	0	0	0	0	2	0	0	0	1	0	0	0	0	1	0	0	0	0	0	0	0	0	0	0	
Fraud	Male	0	0	0	0	2	0	0	0	1	1	0	0	0	0	0	0	0	0	0	0	0	0	0	0	
	Female	0	0	0	0	3	0	0	0	0	3	0	0	0	0	0	0	0	0	0	0	0	0	0	0	
Embezzlement	Male	1	0	0	0	1	0	0	0	0	1	0	0	0	0	0	0	0	0	0	0	0	0	0	0	
	Female	1	0	0	0	1	0	0	0	1	0	0	0	0	0	0	0	0	0	0	0	0	0	0	0	
Stolen Property: Buying, Receiving, Possessing	Male	0	0	0	0	51	0	1	0	6	36	0	0	0	8	0	0	0	0	0	0	0	0	0	0	
	Female	0	0	0	0	8	0	0	0	2	6	0	0	0	0	0	0	0	0	0	0	0	0	0	0	
Vandalism	Male	0	0	0	0	22	0	2	0	3	14	0	1	0	2	0	0	0	0	0	0	0	0	0	0	
	Female	0	0	0	0	9	0	2	0	0	7	0	0	0	0	0	0	0	0	0	0	0	0	0	0	
Weapons: Carrying, Possessing, etc.	Male	0	0	0	0	55	0	6	0	2	43	0	0	0	4	0	0	0	0	0	0	0	0	0	0	
	Female	0	0	0	0	4	0	0	0	1	3	0	0	0	0	0	0	0	0	0	0	0	0	0	0	
Total Other Offense Violations:	Male	2	1	0	1	268	0	16	0	25	202	0	2	0	23	0	3	2	0	1	1	0	0	0	0	
	Female	2	1	0	1	128	0	4	0	17	101	0	0	0	6	0	4	1	0	1	0	0	0	0	0	
Prostitution and Commercialized Vice:		18																								
Prostitution	Male	0	0	0	0	3	0	0	0	0	3	0	0	0	0	0	0	0	0	0	0	0	0	0	0	
	Female	0	0	0	0	93	0	0	0	0	93	0	0	0	0	0	0	0	0	0	0	0	0	0	0	
Assisting or Promoting Prostitution	Male	0	0	0	0	0	0	0	0	0	0	0	0	0	0	0	0	0	0	0	0	0	0	0	0	
	Female	0	0	0	0	2	0	0	0	0	2	0	0	0	0	0	0	0	0	0	0	0	0	0	0	
Purchasing Prostitution	Male	0	0	0	0	0	0	0	0	0	0	0	0	0	0	0	0	0	0	0	0	0	0	0	0	
	Female	0	0	0	0	0	0	0	0	0	0	0	0	0	0	0	0	0	0	0	0	0	0	0	0	
Sex Offenses (Except Forcible Rape and Prostitution)	Male	0	0	0	0	4	0	2	0	0	1	0	0	0	1	0	0	0	0	0	0	0	0	0	0	
	Female	0	0	0	0	0	0	0	0	0	0	0	0	0	0	0	0	0	0	0	0	0	0	0	0	
Total Prostitution & Commercialized Vice Violations:	Male	0	0	0	0	7	0	2	0	0	4	0	0	0	1	0	0	0	0	0	0	0	0	0	0	
	Female	0	0	0	0	95	0	0	0	0	95	0	0	0	0	0	0	0	0	0	0	0	0	0	0	
Drug Abuse Violations:		18																								
Sale/Manufacturing:		0																								
Opium or Cocaine and Their Derivatives (Morphine, Heroin, Codeine)	Male	0	0	0	0	7	0	0	0	0	7	0	0	0	0	0	0	0	0	0	0	0	0	0	0	
	Female	0	0	0	0	2	0	0	0	0	2	0	0	0	0	0	0	0	0	0	0	0	0	0	0	
Marijuana	Male	0	0	0	0	20	0	6	0	2	11	0	0	0	1	0	1	0	0	0	0	0	0	0	0	
	Female	0	0	0	0	2	0	0	0	0	2	0	0	0	0	0	0	0	0	0	0	0	0	0	0	
Synthetic Narcotics - Manufactured Narcotics Which Can Cause True Drug Addiction (Demerol, Methadone)	Male	0	0	0	0	2	0	1	0	0	1	0	0	0	0	0	0	0	0	0	0	0	0	0	0	
	Female	0	0	0	0	0	0	0	0	0	0	0	0	0	0	0	0	0	0	0	0	0	0	0	0	
Other - Dangerous Nonnarcotic Drugs (Barbiturates, Benzadrine)	Male	0	0	0	0	5	0	1	0	0	4	0	0	0	0	0	0	0	0	0	0	0	0	0	0	
	Female	0	0	0	0	1	0	1	0	0	0	0	0	0	0	0	1	0	0	0	0	0	0	0	0	
Possession:	19 4 1 3 193 0 11 3 35 111 0 7 0 26 0 10 8 1 3 4 0 0 0 0																									
Opium or Cocaine and Their Derivatives (Morphine, Heroin, Codeine)	Male	2	0	0	0	3	0	0	0	0	2	0	0	0	1	0	1	0	0	0	0	0	0	0	0	
	Female	1	0	0	0	1	0	0	0	0	1	0	0	0	0	0	0	0	0	0	0	0	0	0	0	
Marijuana	Male	13	4	1	3	120	0	3	2	24	69	0	4	0	18	0	7	5	1	2	2	0	0	0	0	
	Female	2	0	0	0	25	0	2	1	6	13	0	0	0	3	0	1	3	0	1	2	0	0	0	0	
Synthetic Narcotics - Manufactured Narcotics Which Can Cause True Drug Addiction (Demerol, Methadone)	Male	1	0	0	0	10	0	1	0	0	9	0	0	0	0	0	0	0	0	0	0	0	0	0	0	
	Female	0	0	0	0	2	0	0	0	0	2	0	0	0	0	0	0	0	0	0	0	0	0	0	0	
Other - Dangerous Nonnarcotic Drugs (Barbiturates, Benzadrine)	Male	0	0	0	0	28	0	4	0	4	15	0	2	0	3	0	1	0	0	0	0	0	0	0	0	
	Female	0	0	0	0	4	0	1	0	1	0	0	1	0	1	0	0	0	0	0	0	0	0	0	0	
Total Drug Abuse Violations:	Male	16	4	1	3	195	0	16	2	30	118	0	6	0	23	0	10	5	1	2	2	0	0	0	0	
	Female	3	0	0	0	37	0	4	1	7	20	0	1	0	4	0	2	3	0	1	2	0	0	0	0	

Arrests - Races State Totals 2017		Carson City So	COUNTY: Churchill	Churchill Co	Fallon PD	COUNTY: Clark	Boulder PD	Clark Co School Dist	College of SNV	Henderson PD	LV Metro	LV Fire & Rescue	Mesquite PD	NLV Fire & Rescue	NLV PD	UNLV PD	Douglas Co	COUNTY: Elko	Carlin PD	Elko PD	Elko CD	West Wendover PD	Esmeralda Co	Eureka Co
Gambling:		18																						
Bookmaking (Horse and Sport Book)	Male	0	0	0	0	0	0	0	0	0	0	0	0	0	0	0	0	0	0	0	0	0	0	0
	Female	0	0	0	0	0	0	0	0	0	0	0	0	0	0	0	0	0	0	0	0	0	0	0
Numbers and Lottery	Male	0	0	0	0	0	0	0	0	0	0	0	0	0	0	0	0	0	0	0	0	0	0	0
	Female	0	0	0	0	0	0	0	0	0	0	0	0	0	0	0	0	0	0	0	0	0	0	0
All Other Gambling	Male	0	0	0	0	3	0	0	0	0	0	0	3	0	0	0	2	0	0	0	0	0	0	0
	Female	0	0	0	0	1	0	0	0	0	0	0	1	0	0	0	1	0	0	0	0	0	0	0
Total Gambling Violations:	Male	0	0	0	0	3	0	0	0	0	0	0	3	0	0	0	2	0	0	0	0	0	0	0
	Female	0	0	0	0	1	0	0	0	0	0	0	1	0	0	0	1	0	0	0	0	0	0	0
Miscellaneous:		18																						
Offenses Against the Family and Children	Male	5	0	0	0	22	0	0	0	13	0	0	0	0	9	0	0	0	0	0	0	0	0	0
	Female	1	0	0	0	3	0	0	0	3	0	0	0	0	0	0	0	0	0	0	0	0	0	0
Driving Under the Influence	Male	0	2	1	1	38	2	0	0	7	28	0	0	0	1	0	3	1	0	1	0	0	0	0
	Female	1	1	0	1	11	0	0	0	1	9	0	1	0	0	0	0	2	0	1	1	0	0	0
Liquor Laws	Male	10	1	1	0	18	1	0	0	1	13	0	0	0	1	2	24	11	0	8	3	0	0	0
	Female	4	0	0	0	9	0	0	0	0	5	0	1	0	0	3	13	9	0	7	2	0	0	0
Drunkenness	Male	0	4	0	4	0	0	0	0	0	0	0	0	0	0	0	0	0	0	0	0	0	0	0
	Female	0	1	0	1	0	0	0	0	0	0	0	0	0	0	0	0	0	0	0	0	0	0	0
Disorderly Conduct	Male	0	0	0	0	10	0	2	0	2	5	0	1	0	0	0	1	1	0	1	0	0	0	0
	Female	0	0	0	0	4	0	0	0	0	2	0	1	0	1	0	0	2	0	0	1	1	0	0
Vagrancy	Male	0	0	0	0	10	0	2	0	0	8	0	0	0	0	0	0	0	0	0	0	0	0	0
	Female	0	0	0	0	12	0	0	0	0	12	0	0	0	0	0	0	0	0	0	0	0	0	0
All Other Offenses (Except Traffic)	Male	36	3	2	1	273	0	2	0	33	219	0	0	0	19	0	6	14	4	5	4	1	0	0
	Female	14	1	0	1	88	0	1	0	8	71	0	0	0	8	0	2	4	1	2	1	0	0	0
Suspicion	Male	0	0	0	0	0	0	0	0	0	0	0	0	0	0	0	0	0	0	0	0	0	0	0
	Female	0	0	0	0	0	0	0	0	0	0	0	0	0	0	0	0	0	0	0	0	0	0	0
Total Miscellaneous Violations:	Male	51	10	4	6	371	3	6	0	56	273	0	1	0	30	2	34	27	4	15	7	1	0	0
	Female	20	3	0	3	127	0	1	0	12	99	0	3	0	9	3	15	17	1	10	5	1	0	0
Human Trafficking:		18																						
Human Trafficking/ Commercial Sex Acts	Male	0	0	0	0	1	0	0	0	0	1	0	0	0	0	0	0	0	0	0	0	0	0	0
	Female	0	0	0	0	0	0	0	0	0	0	0	0	0	0	0	0	0	0	0	0	0	0	0
Human Trafficking/ Involuntary Servitude	Male	0	0	0	0	0	0	0	0	0	0	0	0	0	0	0	0	0	0	0	0	0	0	0
	Female	0	0	0	0	0	0	0	0	0	0	0	0	0	0	0	0	0	0	0	0	0	0	0
Total Human Trafficking Violations:	Male	0	0	0	0	1	0	0	0	0	1	0	0	0	0	0	0	0	0	0	0	0	0	0
	Female	0	0	0	0	0	0	0	0	0	0	0	0	0	0	0	0	0	0	0	0	0	0	0
Total Arrests:	Male	82	15	5	10	1,141	3	53	2	133	787	0	12	0	148	3	56	38	5	19	12	2	0	0
18 Years of Age	Female	31	5	0	5	471	0	15	1	46	369	0	5	0	32	3	24	21	1	12	7	1	0	0
Total:		113	20	5	15	1,612	3	68	3	179	1,156	0	17	0	180	6	80	59	6	31	19	3	0	0

300

Arrests - Races State Totals 2017		COUNTY: Humboldt	Humboldt School Dist	Humboldt Co	Winnemucca PD	Lander Co	Lincoln Co	COUNTY: Lyon	Lyon Co	Yerington PD	Mineral Co	Nye Co	COUNTY: Persim	Lovelock PD	Pershing Co	Storey Co	COUNTY: Washoe	Reno PD	Reno-Tahoe Airport Auth	Sprink PD	UNR	Washoe School Dist	Washoe Co	Reno Muni Court	White Pine Co	COUNTY: Statelwide	NOI	NHP - Southern	NHP - Northeastern	NHP - Northwestern	Capital Police	Fire Marshal	Secretary of State	Attorney General	18	
Gambling:		18																																		YTD
Bookmaking (Horse and Sport Book)	Male	0	0	0	0	0	0	0	0	0	0	0	0	0	0	0	0	0	0	0	0	0	0	0	0	0	0	0	0	0	0	0	0	0	0	
	Female	0	0	0	0	0	0	0	0	0	0	0	0	0	0	0	0	0	0	0	0	0	0	0	0	0	0	0	0	0	0	0	0	0	0	
Numbers and Lottery	Male	0	0	0	0	0	0	0	0	0	0	0	0	0	0	0	0	0	0	0	0	0	0	0	0	0	0	0	0	0	0	0	0	0	0	
	Female	0	0	0	0	0	0	0	0	0	0	0	0	0	0	0	0	0	0	0	0	0	0	0	0	0	0	0	0	0	0	0	0	0	0	
All Other Gambling	Male	0	0	0	0	0	0	0	0	0	0	0	0	0	0	0	0	0	0	0	0	0	0	0	0	0	0	0	0	0	0	0	0	0	5	
	Female	0	0	0	0	0	0	0	0	0	0	0	0	0	0	0	0	1	1	0	0	0	0	0	0	0	0	0	0	0	0	0	0	0	3	
Total Gambling Violations:	Male	0	0	0	0	0	0	0	0	0	0	0	0	0	0	0	0	0	0	0	0	0	0	0	0	0	0	0	0	0	0	0	0	0	5	
	Female	0	0	0	0	0	0	0	0	0	0	0	0	0	0	0	1	1	0	0	0	0	0	0	0	0	0	0	0	0	0	0	0	0	3	
Miscellaneous:		18																																		YTD
Offenses Against the Family and Children	Male	0	0	0	0	2	0	2	2	0	0	0	0	0	0	0	9	5	0	1	0	0	3	0	0	0	0	0	0	0	0	0	0	0	0	40
	Female	0	0	0	0	1	0	1	1	0	0	0	0	0	0	0	0	0	0	0	0	0	0	0	0	0	0	1	0	1	0	0	0	0	0	7
Driving Under the Influence	Male	0	0	0	0	0	0	2	1	1	0	1	0	0	0	0	17	8	0	3	0	0	6	0	0	21	0	5	5	10	0	0	0	0	0	85
	Female	0	0	0	0	0	0	0	0	0	0	0	0	0	0	0	6	4	0	0	1	0	1	0	0	5	0	3	0	2	0	0	0	0	26	
Liquor Laws	Male	2	0	1	1	1	0	7	6	1	1	0	0	0	0	0	77	23	0	13	29	1	11	0	1	1	0	1	0	0	0	0	0	0	0	154
	Female	0	0	0	0	0	0	1	1	0	0	0	0	0	0	0	43	34	0	1	21	3	4	0	0	0	0	0	0	0	0	0	0	0	0	79
Drunkenness	Male	0	0	0	0	0	0	0	0	0	0	0	0	0	0	0	0	0	0	0	0	0	0	0	0	0	0	0	0	0	0	0	0	0	7	
	Female	0	0	0	0	0	0	0	0	0	1	2	0	0	0	0	0	0	0	0	0	0	0	0	0	0	0	0	0	0	0	0	0	0	0	4
Disorderly Conduct	Male	0	0	0	0	0	0	1	1	0	0	2	0	0	0	0	2	0	0	0	1	0	0	1	0	0	0	0	0	0	0	0	0	0	0	18
	Female	0	0	0	0	0	0	0	0	0	0	0	0	0	0	0	1	0	0	1	0	0	0	0	0	0	0	0	0	0	0	0	0	0	7	
Vagrancy	Male	0	0	0	0	0	0	0	0	0	0	0	0	0	0	0	0	0	0	0	0	0	0	0	0	0	0	0	0	0	0	0	0	0	10	
	Female	0	0	0	0	0	0	0	0	0	0	0	0	0	0	0	0	0	0	0	0	0	0	0	0	0	0	0	0	0	0	0	0	0	12	
All Other Offenses (Except Traffic)	Male	2	0	0	2	0	0	6	5	1	0	8	0	0	0	0	91	44	0	11	1	4	31	0	0	20	1	13	2	3	1	0	0	0	459	
	Female	0	0	0	0	0	0	1	1	0	0	4	0	0	0	0	25	16	0	1	1	0	7	0	0	2	1	1	0	0	0	0	0	0	0	141
Suspicion	Male	0	0	0	0	0	0	0	0	0	0	0	0	0	0	0	0	0	0	0	0	0	0	0	0	0	0	0	0	0	0	0	0	0	0	
	Female	0	0	0	0	0	0	0	0	0	0	0	0	0	0	0	0	0	0	0	0	0	0	0	0	0	0	0	0	0	0	0	0	0	0	
Total Miscellaneous Violations:	Male	4	0	1	3	3	0	18	15	3	1	14	0	0	0	0	196	80	0	29	30	5	52	0	2	42	1	19	8	13	1	0	0	0	773	
	Female	0	0	0	0	1	0	3	3	0	1	6	0	0	0	0	75	34	0	3	23	3	12	0	0	8	1	5	0	2	0	0	0	0	276	
Human Trafficking:		18																																		YTD
Human Trafficking/ Commercial Sex Acts	Male	0	0	0	0	0	0	0	0	0	0	0	0	0	0	0	0	0	0	0	0	0	0	0	0	0	0	0	0	0	0	0	0	0	1	
	Female	0	0	0	0	0	0	0	0	0	0	0	0	0	0	0	0	0	0	0	0	0	0	0	0	0	0	0	0	0	0	0	0	0	0	
Human Trafficking/ Involuntary Servitude	Male	0	0	0	0	0	0	0	0	0	0	0	0	0	0	0	0	0	0	0	0	0	0	0	0	0	0	0	0	0	0	0	0	0	0	
	Female	0	0	0	0	0	0	0	0	0	0	0	0	0	0	0	0	0	0	0	0	0	0	0	0	0	0	0	0	0	0	0	0	0	0	
Total Human Trafficking Violations:	Male	0	0	0	0	0	0	0	0	0	0	0	0	0	0	0	0	0	0	0	0	0	0	0	0	0	0	0	0	0	0	0	0	0	1	
	Female	0	0	0	0	0	0	0	0	0	0	0	0	0	0	0	0	0	0	0	0	0	0	0	0	0	0	0	0	0	0	0	0	0	0	
Total Arrests:	Male	5	0	2	3	4	1	34	31	3	3	18	0	0	0	0	366	155	0	67	38	17	89	0	2	67	2	29	13	21	1	0	1	0	1,832	
18 Years of Age	Female	0	0	0	0	2	1	10	10	0	2	8	0	0	0	0	137	71	0	15	26	6	19	0	0	11	2	5	1	3	0	0	0	0	723	
Total:		5	0	2	3	6	2	44	41	3	5	26	0	0	0	0	503	226	0	82	64	23	108	0	2	78	4	34	14	24	1	0	1	0	2,555	

Arrests - Races State Totals 2017		Cason City So	COUNTY: Churchill	Churchill Co	Fallen PD	COUNTY: Clark	Boulder PD	Clark Co School Dist	College of SNV	Wenderson PD	LV Metro	LV Fire & Rescue	Mesquite PD	NLV Fire & Rescue	NLV PD	UNLV PD	Douglas Co	COUNTY: Elko	Carlin PD	Elko PD	Elko CO	West Wendover PD	Esmeralda Co	Lumbia Co	
<b>Index Crime:</b>		<b>19</b>																							
Murder and Nonnegligent Manslaughter	Male	0	0	0	0	6	0	0	0	0	5	0	0	0	1	0	0	0	0	0	0	0	0	0	
	Female	0	0	0	0	0	0	0	0	0	0	0	0	0	0	0	0	0	0	0	0	0	0	0	
Manslaughter by Negligence	Male	0	0	0	0	0	0	0	0	0	0	0	0	0	0	0	0	0	0	0	0	0	0	0	
	Female	0	0	0	0	0	0	0	0	0	0	0	0	0	0	0	0	0	0	0	0	0	0	0	
Rape	Male	0	0	0	0	3	0	0	0	1	2	0	0	0	0	0	0	0	0	0	0	0	0	0	
	Female	0	0	0	0	0	0	0	0	0	0	0	0	0	0	0	0	0	0	0	0	0	0	0	
Robbery	Male	1	0	0	0	50	0	0	0	4	38	0	0	0	8	0	0	0	0	0	0	0	0	0	
	Female	0	0	0	0	8	0	0	0	0	7	0	0	0	1	0	0	0	0	0	0	0	0	0	
Aggravated Assault (Return A - 4a-d)	Male	11	0	0	0	41	0	1	0	2	26	0	0	0	12	0	0	0	0	0	0	0	0	0	
	Female	2	0	0	0	14	0	0	0	0	9	0	0	0	5	0	0	0	0	0	0	0	0	0	
Burglary - Breaking or Entering	Male	1	0	0	0	50	0	0	0	2	28	0	0	0	20	0	0	0	0	0	0	0	0	0	
	Female	1	0	0	0	11	0	0	0	0	8	0	0	0	3	0	0	0	0	0	0	0	0	0	
Larceny - Theft (Except Motor Vehicle Theft)	Male	4	2	0	2	75	0	0	0	8	69	0	0	0	18	0	2	4	0	2	1	0	0	0	
	Female	6	0	0	0	45	0	0	0	14	26	0	0	0	5	0	1	1	0	1	0	0	0	0	
Motor Vehicle Theft	Male	0	0	0	0	11	0	0	0	1	7	0	0	0	3	0	0	0	0	0	0	0	0	0	
	Female	0	0	0	0	2	0	0	0	1	0	0	0	0	1	0	0	0	0	0	0	0	0	0	
Arson	Male	0	0	0	0	0	0	0	0	0	0	0	0	0	0	0	0	0	0	0	0	0	0	0	
	Female	0	0	0	0	0	0	0	0	0	0	0	0	0	0	0	0	0	0	0	0	0	0	0	
<b>Total Index Crimes Violations:</b>		Male	17	2	0	2	236	0	1	0	18	155	0	0	62	0	2	4	0	2	2	0	0	0	
	Female	9	0	0	0	80	0	0	0	14	51	0	0	0	15	0	1	1	0	1	0	0	0	0	
<b>Other Offenses:</b>		<b>19</b>																							
Other Assaults (Return A - 4e)	Male	0	0	0	0	177	0	2	0	27	135	0	0	0	13	0	4	1	0	0	1	0	0	0	
	Female	0	0	0	0	103	1	1	0	15	79	0	0	0	7	0	0	1	0	0	1	0	0	0	
Forgery and Counterfeiting	Male	0	0	0	0	3	0	0	0	0	1	0	0	0	2	0	0	0	0	0	0	0	0	0	
	Female	0	0	0	0	1	0	0	0	0	1	0	0	0	0	0	0	0	0	0	0	0	0	0	
Fraud	Male	1	0	0	0	12	0	0	0	0	11	0	0	0	1	0	0	2	0	0	2	0	0	0	
	Female	1	0	0	0	8	0	0	0	0	7	0	0	0	1	0	0	2	0	1	1	0	0	0	
Embezzlement	Male	0	0	0	0	5	0	0	0	1	4	0	0	0	0	0	0	0	0	0	0	0	0	0	
	Female	0	0	0	0	1	0	0	0	0	1	0	0	0	0	0	0	0	0	0	0	0	0	0	
Stolen Property: Buying, Receiving, Possessing	Male	0	0	0	0	42	0	0	0	9	29	0	0	0	4	0	0	2	0	2	0	0	0	0	
	Female	0	0	0	0	8	0	0	0	2	5	0	0	0	1	0	0	0	0	0	0	0	0	0	
Vandalism	Male	1	0	0	0	32	0	0	0	0	26	0	0	0	5	1	0	2	0	0	2	0	0	0	
	Female	0	0	0	0	7	0	0	0	0	6	0	0	0	1	0	0	0	0	0	0	0	0	0	
Weapons: Carrying, Possessing, etc.	Male	0	0	0	0	53	0	1	1	3	44	0	0	0	3	1	0	0	0	0	0	0	0	0	
	Female	0	0	0	0	2	0	0	0	0	1	0	0	0	1	0	0	0	0	0	0	0	0	0	
<b>Total Other Offense Violations:</b>		Male	2	0	0	324	0	3	1	40	250	0	0	0	28	2	4	7	0	2	5	0	0	0	
	Female	1	0	0	0	130	1	1	0	17	100	0	0	0	11	0	0	3	0	1	2	0	0	0	
<b>Prostitution and Commercialized Vice:</b>		<b>19</b>																							
Prostitution	Male	0	0	0	0	0	0	0	0	0	0	0	0	0	0	0	0	0	0	0	0	0	0	0	
	Female	0	0	0	0	132	0	0	0	0	132	0	0	0	0	0	0	0	0	0	0	0	0	0	
Assisting or Promoting Prostitution	Male	0	0	0	0	1	0	0	0	0	1	0	0	0	0	0	0	0	0	0	0	0	0	0	
	Female	0	0	0	0	0	0	0	0	0	0	0	0	0	0	0	0	0	0	0	0	0	0	0	
Purchasing Prostitution	Male	0	0	0	0	0	0	0	0	0	0	0	0	0	0	0	0	0	0	0	0	0	0	0	
	Female	0	0	0	0	0	0	0	0	0	0	0	0	0	0	0	0	0	0	0	0	0	0	0	
Sex Offenses (Except Forcible Rape and Prostitution)	Male	0	1	0	1	5	0	0	0	1	2	0	0	0	2	0	0	1	1	0	0	0	0	0	
	Female	0	0	0	0	1	0	0	0	0	1	0	0	0	0	0	0	0	0	0	0	0	0	0	
<b>Total Prostitution &amp; Commercialized Vice Violations:</b>		Male	0	1	0	1	6	0	0	1	3	0	0	0	2	0	0	1	1	0	0	0	0	0	
	Female	0	0	0	0	133	0	0	0	0	133	0	0	0	0	0	0	0	0	0	0	0	0	0	
<b>Drug Abuse Violations:</b>		<b>19</b>																							
<b>Sale/Manufacturing:</b>		0	0	0	0	36	0	0	0	0	36	0	0	0	0	2	1	0	1	0	0	0	0	0	
Opium or Cocaine and Their Derivatives (Morphine, Heroin, Codeine)	Male	0	0	0	0	7	0	0	0	0	7	0	0	0	0	0	0	0	0	0	0	0	0	0	
	Female	0	0	0	0	0	0	0	0	0	0	0	0	0	0	1	1	0	1	0	0	0	0	0	
Marijuana	Male	0	0	0	0	17	0	0	0	0	17	0	0	0	0	0	0	0	0	0	0	0	0	0	
	Female	0	0	0	0	5	0	0	0	0	5	0	0	0	0	0	0	0	0	0	0	0	0	0	
Synthetic Narcotics - Manufactured Narcotics Which Can Cause True Drug Addiction (Demerol, Methadone)	Male	0	0	0	0	4	0	0	0	0	4	0	0	0	0	0	0	0	0	0	0	0	0	0	
	Female	0	0	0	0	1	0	0	0	0	1	0	0	0	0	0	0	0	0	0	0	0	0	0	
Other - Dangerous Nonnarcotic Drugs (Barbiturates, Benzadrine)	Male	0	0	0	0	2	0	0	0	0	2	0	0	0	0	0	0	0	0	0	0	0	0	0	
	Female	0	0	0	0	0	0	0	0	0	0	0	0	0	0	1	0	0	0	0	0	0	0	0	
<b>Possession:</b>		11	3	1	2	180	1	5	0	29	109	0	4	0	32	0	11	13	2	2	6	3	0	0	
Opium or Cocaine and Their Derivatives (Morphine, Heroin, Codeine)	Male	2	0	0	0	11	1	0	0	0	5	0	0	0	5	0	1	0	0	0	0	0	0	0	
	Female	1	0	0	0	3	0	0	0	0	3	0	0	0	0	0	1	0	1	0	0	0	0	0	
Marijuana	Male	8	3	1	2	95	0	2	0	16	55	0	2	0	20	0	6	5	1	1	3	0	0	0	
	Female	0	0	0	0	11	0	0	0	2	6	0	1	0	2	0	2	1	0	0	1	0	0	0	
Synthetic Narcotics - Manufactured Narcotics Which Can Cause True Drug Addiction (Demerol, Methadone)	Male	0	0	0	0	13	0	0	0	0	12	0	0	0	1	0	0	5	1	0	2	2	0	0	
	Female	0	0	0	0	3	0	0	0	0	3	0	0	0	0	0	0	1	0	0	1	0	0	0	
Other - Dangerous Nonnarcotic Drugs (Barbiturates, Benzadrine)	Male	0	0	0	0	35	0	2	0	10	19	0	1	0	3	0	2	0	0	0	0	0	0	0	
	Female	0	0	0	0	9	0	1	0	1	6	0	0	0	1	0	0	0	0	0	0	0	0	0	
<b>Total Drug Abuse Violations:</b>		Male	10	3	1	2	184	1	4	0	26	121	0	3	0	29	0	9	10	2	1	5	2	0	0
	Female	1	0	0	0	32	0	1	0	3	24	0	1	0	3	0	4	4	0	2	1	1	0	0	

Arrests - Races State Totals 2017		Carson City So	COUNTY: Churchill	Churchill Co	Fallon PD	COUNTY: Clark	Boulder PD	Clark Co School Dist	College of SNV	Henderson PD	LV Metro	LV Fire & Rescue	Mesquite PD	NLV Fire & Rescue	NLV PD	UNLV PD	Douglas Co	COUNTY: Elko	Carlin PD	Elko PD	Elko CD	West Wendover PD	Esmeralda Co	Eureka Co
Gambling:		19																						
Bookmaking (Horse and Sport Book)	Male	0	0	0	0	0	0	0	0	0	0	0	0	0	0	0	0	0	0	0	0	0	0	0
	Female	0	0	0	0	0	0	0	0	0	0	0	0	0	0	0	0	0	0	0	0	0	0	0
Numbers and Lottery	Male	0	0	0	0	0	0	0	0	0	0	0	0	0	0	0	0	0	0	0	0	0	0	0
	Female	0	0	0	0	0	0	0	0	0	0	0	0	0	0	0	0	0	0	0	0	0	0	0
All Other Gambling	Male	0	0	0	2	0	0	0	0	0	0	0	2	0	0	0	0	0	0	0	0	0	0	0
	Female	0	0	0	1	0	0	0	0	0	0	0	1	0	0	0	1	0	0	0	0	0	0	0
Total Gambling Violations:	Male	0	0	0	2	0	0	0	0	0	0	2	0	0	0	0	0	0	0	0	0	0	0	0
	Female	0	0	0	1	0	0	0	0	0	0	0	1	0	0	0	1	0	0	0	0	0	0	0
Miscellaneous:		19																						
Offenses Against the Family and Children	Male	1	0	0	0	11	0	0	0	5	1	0	0	0	5	0	0	0	0	0	0	0	0	0
	Female	2	1	0	1	1	0	0	0	0	1	0	0	0	0	0	0	2	0	0	2	0	0	0
Driving Under the Influence	Male	3	2	2	0	74	1	0	0	5	61	0	1	0	6	0	3	2	0	0	2	0	0	0
	Female	1	0	0	0	19	0	0	0	2	16	0	0	0	1	0	0	0	0	0	0	0	0	0
Liquor Laws	Male	9	4	4	0	41	1	0	0	2	34	0	2	0	2	0	14	18	1	14	2	1	0	0
	Female	4	1	1	0	15	1	0	0	1	10	0	0	0	0	3	10	4	0	3	1	0	0	0
Drunkenness	Male	0	1	0	1	0	0	0	0	0	0	0	0	0	0	0	0	0	0	0	0	0	0	0
	Female	0	0	0	0	0	0	0	0	0	0	0	0	0	0	0	0	0	0	0	0	0	0	0
Disorderly Conduct	Male	0	0	0	0	6	0	0	1	1	3	0	1	0	0	0	1	0	0	0	0	0	0	0
	Female	0	0	0	0	4	0	0	0	0	3	0	0	0	1	0	0	0	0	0	0	0	0	0
Vagrancy	Male	0	0	0	0	9	0	0	0	0	0	0	0	0	0	0	0	0	0	0	0	0	0	0
	Female	0	0	0	0	27	0	0	0	0	26	0	1	0	0	0	0	0	0	0	0	0	0	0
All Other Offenses (Except Traffic)	Male	36	8	4	4	354	0	2	0	52	276	0	0	0	24	0	6	17	4	8	5	0	0	0
	Female	9	0	0	0	173	0	0	0	22	144	0	1	0	6	0	1	7	0	4	3	0	0	0
Suspicion	Male	0	0	0	0	0	0	0	0	0	0	0	0	0	0	0	0	0	0	0	0	0	0	0
	Female	0	0	0	0	0	0	0	0	0	0	0	0	0	0	0	0	0	0	0	0	0	0	0
Total Miscellaneous Violations:	Male	49	15	10	5	495	2	2	1	65	384	0	4	0	37	0	24	37	5	22	9	1	0	0
	Female	16	2	1	1	239	1	0	0	25	200	0	2	0	8	3	11	13	0	7	6	0	0	0
Human Trafficking:		19																						
Human Trafficking/ Commercial Sex Acts	Male	0	0	0	0	0	0	0	0	0	0	0	0	0	0	0	0	0	0	0	0	0	0	0
	Female	0	0	0	0	0	0	0	0	0	0	0	0	0	0	0	0	0	0	0	0	0	0	0
Human Trafficking/ Involuntary Servitude	Male	0	0	0	0	0	0	0	0	0	0	0	0	0	0	0	0	0	0	0	0	0	0	0
	Female	0	0	0	0	0	0	0	0	0	0	0	0	0	0	0	0	0	0	0	0	0	0	0
Total Human Trafficking Violations:	Male	0	0	0	0	0	0	0	0	0	0	0	0	0	0	0	0	0	0	0	0	0	0	0
	Female	0	0	0	0	0	0	0	0	0	0	0	0	0	0	0	0	0	0	0	0	0	0	0
Total Arrests:	Male	78	21	11	10	1,247	3	10	2	150	913	0	9	0	158	2	39	59	8	27	21	3	0	0
19 Years of Age	Female	27	2	1	1	615	2	2	0	59	508	0	4	0	37	3	17	21	0	11	9	1	0	0
Total:		105	23	12	11	1,862	5	12	2	209	1,421	0	13	0	195	5	56	80	8	38	30	4	0	0

304



Arrests - Races State Totals 2017		COUNTY: Humboldt	Humboldt School Dist	Humboldt Co	Winnemucca PD	Lander Co	Lincoln Co	COUNTY: Lyon	Lyon Co	Yerington PD	Mineral Co	Nye Co	COUNTY: Persim	Lovelock PD	Pershing Co	Storey Co	COUNTY: Washoe	Reno PD	Reno-Tahoe Airport Auth	Sparks PD	UNR	Washoe School Dist	Washoe Co	Reno Muni Court	White Pine Co	COUNTY: Statelwide	NOI	NHP - Southern	NHP - Northeastern	NHP - Northwestern	Capital Police	Fire Marshal	Secretary of State	Attorney General	19	
Gambling:		19																																		YTD
Bookmaking (Horse and Sport Book)	Male	0	0	0	0	0	0	0	0	0	0	0	0	0	0	0	0	0	0	0	0	0	0	0	0	0	0	0	0	0	0	0	0	0	0	
	Female	0	0	0	0	0	0	0	0	0	0	0	0	0	0	0	0	0	0	0	0	0	0	0	0	0	0	0	0	0	0	0	0	0	0	
Numbers and Lottery	Male	0	0	0	0	0	0	0	0	0	0	0	0	0	0	0	0	0	0	0	0	0	0	0	0	0	0	0	0	0	0	0	0	0	0	
	Female	0	0	0	0	0	0	0	0	0	0	0	0	0	0	0	0	0	0	0	0	0	0	0	0	0	0	0	0	0	0	0	0	0	0	
All Other Gambling	Male	1	0	0	1	0	0	0	0	0	0	1	0	0	0	0	0	0	0	0	0	0	0	0	0	0	0	0	0	0	0	0	0	0	4	
	Female	0	0	0	0	0	0	0	0	0	0	1	0	0	0	0	0	0	0	0	0	0	0	0	0	0	0	0	0	0	0	0	0	0	3	
Total Gambling Violations:	Male	1	0	0	1	0	0	0	0	0	1	0	0	0	0	0	0	0	0	0	0	0	0	0	0	0	0	0	0	0	0	0	0	0	4	
	Female	0	0	0	0	0	0	0	0	0	1	0	0	0	0	0	0	0	0	0	0	0	0	0	0	0	0	0	0	0	0	0	0	0	3	
Miscellaneous:		19																																		YTD
Offenses Against the Family and Children	Male	0	0	0	0	1	0	1	1	0	1	1	0	0	0	0	13	10	0	1	0	0	2	0	0	0	0	0	0	0	0	0	0	0	0	29
	Female	0	0	0	0	0	0	0	0	0	0	1	0	0	0	0	9	9	0	0	0	0	0	0	0	0	0	0	0	0	0	0	0	0	0	16
Driving Under the Influence	Male	0	0	0	0	0	2	2	0	1	2	0	0	0	0	0	28	11	0	6	1	0	10	0	0	45	0	22	6	17	0	0	0	0	0	162
	Female	0	0	0	0	0	0	0	0	0	1	1	0	0	0	0	2	2	0	0	0	0	0	0	0	15	0	8	3	4	0	0	0	0	39	
Liquor Laws	Male	0	0	0	2	0	1	1	0	1	1	3	0	3	0	64	28	0	5	23	0	8	0	0	0	0	0	0	0	0	0	0	0	0	0	158
	Female	0	0	0	0	0	1	0	1	0	1	0	0	0	1	42	20	0	5	17	0	0	0	0	1	0	1	0	0	0	0	0	0	0	80	
Drunkenness	Male	0	0	0	0	0	0	0	0	0	0	0	0	0	0	0	0	0	0	0	0	0	0	0	0	0	0	0	0	0	0	0	0	0	1	
	Female	0	0	0	0	0	0	0	0	0	0	0	0	0	0	0	0	0	0	0	0	0	0	0	0	0	0	0	0	0	0	0	0	0	3	
Disorderly Conduct	Male	0	0	0	0	0	2	2	0	0	1	0	0	0	0	0	0	0	0	0	0	0	0	0	0	0	0	0	0	0	0	0	0	0	0	10
	Female	0	0	0	0	0	0	0	0	0	0	0	0	0	0	0	0	0	0	0	0	0	0	1	0	0	0	0	0	0	0	0	0	0	5	
Vagrancy	Male	0	0	0	0	0	0	0	0	0	0	0	0	0	0	0	0	0	0	0	0	0	0	0	0	0	0	0	0	0	0	0	0	0	0	
	Female	0	0	0	0	0	0	0	0	0	0	0	0	0	0	0	0	0	0	0	0	0	0	0	0	0	0	0	0	0	0	0	0	0	27	
All Other Offenses (Except Traffic)	Male	2	0	0	2	4	1	7	5	2	2	15	1	0	1	128	48	0	29	1	1	49	0	0	21	3	13	1	4	0	0	0	0	0	603	
	Female	0	0	0	1	0	0	0	0	1	3	0	0	0	2	53	25	0	15	0	1	12	0	1	9	1	6	1	1	0	0	0	0	0	260	
Suspicion	Male	0	0	0	0	0	0	0	0	0	0	0	0	0	0	0	0	0	0	0	0	0	0	0	0	0	0	0	0	0	0	0	0	0	0	
	Female	0	0	0	0	0	0	0	0	0	0	0	0	0	0	0	0	0	0	0	0	0	0	0	0	0	0	0	0	0	0	0	0	0	0	
Total Miscellaneous Violations:	Male	2	0	0	2	7	1	13	11	2	5	20	4	0	4	1	233	97	0	41	25	1	69	0	0	66	3	35	7	21	0	0	0	0	972	
	Female	0	0	0	0	1	0	1	0	1	2	9	0	0	0	3	106	56	0	20	17	1	12	0	2	25	1	15	4	5	0	0	0	0	430	
Human Trafficking:		19																																		YTD
Human Trafficking/ Commercial Sex Acts	Male	0	0	0	0	0	0	0	0	0	0	0	0	0	0	0	0	0	0	0	0	0	0	0	0	0	0	0	0	0	0	0	0	0	0	
	Female	0	0	0	0	0	0	0	0	0	0	0	0	0	0	0	0	0	0	0	0	0	0	0	0	0	0	0	0	0	0	0	0	0	0	
Human Trafficking/ Involuntary Servitude	Male	0	0	0	0	0	0	0	0	0	0	0	0	0	0	0	0	0	0	0	0	0	0	0	0	0	0	0	0	0	0	0	0	0	0	
	Female	0	0	0	0	0	0	0	0	0	0	0	0	0	0	0	0	0	0	0	0	0	0	0	0	0	0	0	0	0	0	0	0	0	0	
Total Human Trafficking Violations:	Male	0	0	0	0	0	0	0	0	0	0	0	0	0	0	0	0	0	0	0	0	0	0	0	0	0	0	0	0	0	0	0	0	0	0	
	Female	0	0	0	0	0	0	0	0	0	0	0	0	0	0	0	0	0	0	0	0	0	0	0	0	0	0	0	0	0	0	0	0	0	0	
Total Arrests:	Male	3	0	0	3	8	2	24	22	2	8	26	5	0	5	2	390	176	0	81	34	3	96	0	0	94	8	46	11	29	0	0	0	0	2,006	
19 Years of Age	Female	2	0	0	2	1	0	7	5	2	6	9	1	0	1	3	171	98	0	33	19	2	19	0	2	28	2	16	5	5	0	0	0	0	912	
Total:		5	0	0	5	9	2	31	27	4	14	35	6	0	6	5	561	274	0	114	53	5	115	0	2	122	10	62	16	34	0	0	0	0	2,918	

306

Arrests - Races State Totals 2017		Carson City So	COUNTY: Churchill	Churchill Co	Fallon PD	COUNTY: Clark	Boulder PD	Clark Co School Dist	College of SNV	Henderson PD	LV Metro	LV Fire & Rescue	Mesquite PD	NLV Fire & Rescue	NLV PD	UNLV PD	Douglas Co	COUNTY: Elko	Carlin PD	Elko PD	Elko CO	West Wendover PD	Esmeralda Co	Eureka Co
Gambling:		20																						
Bookmaking (Horse and Sport Book)	Male	0	0	0	0	0	0	0	0	0	0	0	0	0	0	0	0	0	0	0	0	0	0	0
	Female	0	0	0	0	0	0	0	0	0	0	0	0	0	0	0	0	0	0	0	0	0	0	0
Numbers and Lottery	Male	0	0	0	0	0	0	0	0	0	0	0	0	0	0	0	0	0	0	0	0	0	0	0
	Female	0	0	0	0	0	0	0	0	0	0	0	0	0	0	0	0	0	0	0	0	0	0	0
All Other Gambling	Male	0	0	0	0	2	0	0	0	0	0	0	2	0	0	0	2	0	0	0	0	0	0	0
	Female	0	0	0	0	2	0	0	0	0	0	0	2	0	0	0	0	0	0	0	0	0	0	0
Total Gambling Violations:	Male	0	0	0	0	2	0	0	0	0	0	0	2	0	0	0	2	0	0	0	0	0	0	0
	Female	0	0	0	0	2	0	0	0	0	0	0	2	0	0	0	0	0	0	0	0	0	0	0
Miscellaneous:		20																						
Offenses Against the Family and Children	Male	0	0	0	0	7	0	0	0	4	2	0	0	0	1	0	0	1	0	0	1	0	0	0
	Female	0	0	0	0	2	0	0	0	0	2	0	0	0	0	0	0	1	0	0	1	0	0	0
Driving Under the Influence	Male	4	2	1	1	85	1	0	0	11	62	0	0	0	11	0	2	5	2	1	2	0	0	0
	Female	0	0	0	0	28	0	0	0	2	25	0	0	0	1	0	1	0	0	0	0	0	0	0
Liquor Laws	Male	7	1	0	1	35	0	0	0	2	32	0	1	0	0	0	27	9	0	4	4	1	0	0
	Female	2	0	0	0	9	0	0	0	1	6	0	1	0	1	0	9	1	0	0	1	0	0	0
Drunkenness	Male	0	2	0	2	0	0	0	0	0	0	0	0	0	0	0	0	0	0	0	0	0	0	0
	Female	0	0	0	0	0	0	0	0	0	0	0	0	0	0	0	0	0	0	0	0	0	0	0
Disorderly Conduct	Male	0	0	0	0	12	0	0	0	0	8	0	2	0	2	0	0	1	0	0	1	0	0	0
	Female	0	0	0	0	4	0	0	0	0	3	0	0	0	1	0	0	0	0	0	0	0	0	0
Vagrancy	Male	0	0	0	0	20	0	0	0	0	19	0	1	0	0	0	0	0	0	0	0	0	0	0
	Female	0	0	0	0	28	0	0	0	0	27	0	1	0	0	0	0	0	0	0	0	0	0	0
All Other Offenses (Except Traffic)	Male	46	7	5	2	440	1	3	4	61	331	0	0	0	40	0	11	26	3	10	8	5	0	0
	Female	9	3	2	1	283	0	0	0	29	243	0	0	0	11	0	4	4	1	1	2	0	0	0
Suspicion	Male	0	0	0	0	0	0	0	0	0	0	0	0	0	0	0	0	0	0	0	0	0	0	0
	Female	0	0	0	0	0	0	0	0	0	0	0	0	0	0	0	0	0	0	0	0	0	0	0
Total Miscellaneous Violations:	Male	57	12	6	6	599	2	3	4	78	454	0	4	0	54	0	40	42	5	15	16	6	0	0
	Female	11	3	2	1	354	0	0	0	32	306	0	2	0	14	0	14	6	1	1	4	0	0	0
Human Trafficking:		20																						
Human Trafficking/ Commercial Sex Acts	Male	0	0	0	0	0	0	0	0	0	0	0	0	0	0	0	0	0	0	0	0	0	0	0
	Female	0	0	0	0	1	0	0	0	0	1	0	0	0	0	0	0	0	0	0	0	0	0	0
Human Trafficking/ Involuntary Servitude	Male	0	0	0	0	0	0	0	0	0	0	0	0	0	0	0	0	0	0	0	0	0	0	0
	Female	0	0	0	0	0	0	0	0	0	0	0	0	0	0	0	0	0	0	0	0	0	0	0
Total Human Trafficking Violations:	Male	0	0	0	0	0	0	0	0	0	0	0	0	0	0	0	0	0	0	0	0	0	0	0
	Female	0	0	0	0	1	0	0	0	0	1	0	0	0	0	0	0	0	0	0	0	0	0	0
Total Arrests:	Male	87	16	7	9	1,323	5	5	4	148	1,001	0	10	0	149	1	54	58	6	21	23	8	0	0
20 years of Age	Female	21	4	2	2	821	0	1	0	69	708	0	8	0	35	0	23	9	1	4	4	0	0	0
Total:		108	20	9	11	2,144	5	6	4	217	1,709	0	18	0	184	1	77	67	7	25	27	8	0	0

308

Arrests - Races State Totals 2017		COUNTY: Humboldt	Humboldt School Dist	Humboldt Co	Winnemucca PD	Lander Co	Lincoln Co	COUNTY: Lyon	Lyon Co	Yerington PD	Mineral Co	Nye Co	COUNTY: Persim	Lovelock PD	Pershing Co	Storey Co	COUNTY: Washoe	Reno PD	Reno-Tahoe Airport Auth	Sparks PD	UNR	Washoe School Dist	Washoe Co	Reno Muni Court	White Pine Co	COUNTY: Statelwide	NOI	NHP - Southern	NHP - Northeastern	NHP - Northwestern	Capital Police	Fire Marshal	Secretary of State	Attorney General	20	
Gambling:		20																																		YTD
Bookmaking (Horse and Sport Book)	Male	0	0	0	0	0	0	0	0	0	0	0	0	0	0	0	0	0	0	0	0	0	0	0	0	0	0	0	0	0	0	0	0	0	0	0
	Female	0	0	0	0	0	0	0	0	0	0	0	0	0	0	0	0	0	0	0	0	0	0	0	0	0	0	0	0	0	0	0	0	0	0	0
Numbers and Lottery	Male	0	0	0	0	0	0	0	0	0	0	0	0	0	0	0	0	0	0	0	0	0	0	0	0	0	0	0	0	0	0	0	0	0	0	0
	Female	0	0	0	0	0	0	0	0	0	0	0	0	0	0	0	0	0	0	0	0	0	0	0	0	0	0	0	0	0	0	0	0	0	0	0
All Other Gambling	Male	0	0	0	0	0	0	0	0	0	0	0	0	0	0	0	0	0	0	0	0	0	0	0	0	0	0	0	0	0	0	0	0	0	0	4
	Female	0	0	0	0	0	0	0	0	0	0	0	0	0	0	0	0	0	0	0	0	0	0	0	0	0	0	0	0	0	0	0	0	0	0	2
Total Gambling Violations:	Male	0	0	0	0	0	0	0	0	0	0	0	0	0	0	0	0	0	0	0	0	0	0	0	0	0	0	0	0	0	0	0	0	0	4	
	Female	0	0	0	0	0	0	0	0	0	0	0	0	0	0	0	0	0	0	0	0	0	0	0	0	0	0	0	0	0	0	0	0	0	2	
Miscellaneous:		20																																		YTD
Offenses Against the Family and Children	Male	0	0	0	0	0	0	0	0	0	0	1	0	0	0	0	3	2	0	1	0	0	0	0	0	0	0	0	0	0	0	0	0	0	0	12
	Female	0	0	0	0	0	0	0	0	0	0	0	0	0	0	0	1	0	0	1	0	0	0	0	1	0	0	0	0	0	0	0	0	0	0	5
Driving Under the Influence	Male	0	0	0	0	0	1	1	0	0	1	1	1	0	0	22	9	0	3	2	0	8	0	50	0	24	5	21	0	0	0	0	0	0	0	173
	Female	0	0	0	0	0	0	0	0	0	0	0	0	0	0	7	4	0	2	0	0	1	0	22	0	17	2	3	0	0	0	0	0	0	58	
Liquor Laws	Male	2	0	2	0	3	1	2	2	0	1	1	0	0	0	56	40	0	2	10	0	4	0	0	1	0	0	0	1	0	0	0	0	0	146	
	Female	0	0	0	0	0	1	0	1	0	0	0	0	0	0	28	17	0	1	7	0	3	0	1	0	0	0	0	0	0	0	0	0	0	51	
Drunkenness	Male	0	0	0	0	0	0	0	0	0	0	0	0	0	0	0	0	0	0	0	0	0	0	0	0	0	0	0	0	0	0	0	0	0	2	
	Female	0	0	0	0	0	0	0	0	0	0	0	0	0	0	0	0	0	0	0	0	0	0	0	0	0	0	1	1	0	0	0	0	0	4	
Disorderly Conduct	Male	0	0	0	0	0	0	0	0	1	0	0	0	0	0	0	0	0	0	0	0	0	0	1	0	0	0	0	0	0	0	0	0	0	15	
	Female	0	0	0	0	0	0	0	0	0	0	0	0	0	0	1	0	0	1	0	0	0	0	0	0	0	0	0	0	0	0	0	0	0	5	
Vagrancy	Male	0	0	0	0	0	0	0	0	0	0	0	0	0	0	0	0	0	0	0	0	0	0	0	0	0	0	0	0	0	0	0	0	0	20	
	Female	0	0	0	0	0	0	0	0	0	0	0	0	0	0	0	0	0	0	0	0	0	0	0	0	0	0	0	0	0	0	0	0	0	28	
All Other Offenses (Except Traffic)	Male	1	0	1	0	2	0	7	7	0	0	13	1	1	0	3	165	78	0	30	0	0	57	0	4	55	4	30	7	14	0	0	0	0	781	
	Female	0	0	0	0	0	0	0	0	0	1	2	0	0	0	56	27	0	9	1	0	19	0	4	14	4	10	0	0	0	0	0	0	0	380	
Suspicion	Male	0	0	0	0	0	0	0	0	0	0	0	0	0	0	0	0	0	0	0	0	0	0	0	0	0	0	0	0	0	0	0	0	0	0	
	Female	0	0	0	0	0	0	0	0	0	0	0	0	0	0	0	0	0	0	0	0	0	0	0	0	0	0	0	0	0	0	0	0	0	0	
Total Miscellaneous Violations:	Male	3	0	3	0	5	1	10	10	0	2	16	2	2	0	3	246	129	0	36	12	0	69	0	5	106	4	54	12	36	0	0	0	0	1,149	
	Female	0	0	0	0	0	0	1	0	1	1	5	0	0	0	0	93	48	0	14	8	0	23	0	6	37	5	27	2	3	0	0	0	0	531	
Human Trafficking:		20																																		YTD
Human Trafficking/ Commercial Sex Acts	Male	0	0	0	0	0	0	0	0	0	0	0	0	0	0	0	0	0	0	0	0	0	0	0	0	0	0	0	0	0	0	0	0	0	0	
	Female	0	0	0	0	0	0	0	0	0	0	0	0	0	0	0	0	0	0	0	0	0	0	0	0	0	0	0	0	0	0	0	0	0	1	
Human Trafficking/ Involuntary Servitude	Male	0	0	0	0	0	0	0	0	0	0	0	0	0	0	0	0	0	0	0	0	0	0	0	0	0	0	0	0	0	0	0	0	0	0	
	Female	0	0	0	0	0	0	0	0	0	0	0	0	0	0	0	0	0	0	0	0	0	0	0	0	0	0	0	0	0	0	0	0	0	0	
Total Human Trafficking Violations:	Male	0	0	0	0	0	0	0	0	0	0	0	0	0	0	0	0	0	0	0	0	0	0	0	0	0	0	0	0	0	0	0	0	0	0	
	Female	0	0	0	0	0	0	0	0	0	0	0	0	0	0	0	0	0	0	0	0	0	0	0	0	0	0	0	0	0	0	0	0	0	1	
Total Arrests:	Male	4	0	4	0	5	2	23	23	0	4	20	4	2	2	3	366	189	0	71	13	0	93	0	6	131	6	66	16	42	0	0	0	1	2,106	
20 years of Age	Female	1	0	0	1	0	1	7	6	1	2	6	0	0	0	0	159	96	0	25	8	0	30	0	7	45	8	31	2	4	0	0	0	0	1,106	
Total:		5	0	4	1	5	3	30	29	1	6	26	4	2	2	3	525	285	0	96	21	0	123	0	13	176	14	97	18	46	0	0	0	1	3,212	



Arrests - Races State Totals 2017		Carson City So	COUNTY: Churchill	Churchill Co	Fallon PD	COUNTY: Clark	Boulder PD	Clark Co School Dist	College of SNV	Henderson PD	LV Metro	LV Fire & Rescue	Mesquite PD	NLV Fire & Rescue	NLV PD	UNLV PD	Douglas Co	COUNTY: Elko	Carlin PD	Elko PD	Elko CD	West Wendover PD	Esmeralda Co	Eureka Co
Gambling:		21																						
Bookmaking (Horse and Sport Book)	Male	0	0	0	0	0	0	0	0	0	0	0	0	0	0	0	0	0	0	0	0	0	0	0
	Female	0	0	0	0	0	0	0	0	0	0	0	0	0	0	0	0	0	0	0	0	0	0	0
Numbers and Lottery	Male	0	0	0	0	0	0	0	0	0	0	0	0	0	0	0	0	0	0	0	0	0	0	0
	Female	0	0	0	0	0	0	0	0	0	0	0	0	0	0	0	0	0	0	0	0	0	0	0
All Other Gambling	Male	0	0	0	0	0	0	0	0	0	0	0	0	0	0	0	0	0	0	0	0	0	0	0
	Female	0	0	0	0	0	0	0	0	0	0	0	0	0	0	0	0	0	0	0	0	0	0	0
Total Gambling Violations:		Male	0	0	0	0	0	0	0	0	0	0	0	0	0	0	0	0	0	0	0	0	0	0
	Female	0	0	0	0	0	0	0	0	0	0	0	0	0	0	0	0	0	0	0	0	0	0	0
Miscellaneous:		21																						
Offenses Against the Family and Children	Male	3	1	0	1	4	0	0	0	2	1	0	0	0	1	0	0	0	0	0	0	0	0	0
	Female	0	0	0	0	4	0	0	0	2	2	0	0	0	0	0	0	0	0	0	0	0	0	0
Driving Under the Influence	Male	7	0	0	0	95	1	0	0	10	78	0	0	0	6	0	5	10	2	4	3	1	0	0
	Female	2	2	2	0	53	0	0	0	10	42	0	1	0	0	0	1	1	0	1	0	0	0	0
Liquor Laws	Male	0	0	0	0	23	0	0	0	0	23	0	0	0	0	0	3	0	0	0	0	0	0	0
	Female	1	0	0	0	2	0	0	0	0	2	0	0	0	0	0	1	0	0	0	0	0	0	0
Drunkenness	Male	0	0	0	0	0	0	0	0	0	0	0	0	0	0	0	0	0	0	0	0	0	0	0
	Female	0	0	0	0	0	0	0	0	0	0	0	0	0	0	0	0	0	0	0	0	0	0	0
Disorderly Conduct	Male	0	0	0	0	18	0	0	0	1	17	0	0	0	0	0	4	1	0	1	0	0	0	0
	Female	0	0	0	0	9	0	0	0	1	7	0	0	0	1	0	2	0	0	0	0	0	0	0
Vagrancy	Male	0	0	0	0	20	0	1	0	0	19	0	0	0	0	0	0	0	0	0	0	0	0	0
	Female	0	0	0	0	3	0	0	0	0	3	0	0	0	0	0	0	0	0	0	0	0	0	0
All Other Offenses (Except Traffic)	Male	48	7	1	6	609	1	0	4	79	481	0	1	0	43	0	11	23	2	13	6	2	2	0
	Female	10	3	3	0	333	0	1	0	26	291	0	0	0	15	0	8	10	3	1	6	0	0	0
Suspicion	Male	0	0	0	0	0	0	0	0	0	0	0	0	0	0	0	0	0	0	0	0	0	0	0
	Female	0	0	0	0	0	0	0	0	0	0	0	0	0	0	0	0	0	0	0	0	0	0	0
Total Miscellaneous Violations:		Male	58	8	1	7	769	2	1	4	92	619	0	1	0	50	0	23	34	4	18	9	3	2
	Female	13	5	5	0	404	0	1	0	39	347	0	1	0	16	0	12	11	3	2	6	0	0	0
Human Trafficking:		21																						
Human Trafficking/ Commercial Sex Acts	Male	0	0	0	0	0	0	0	0	0	0	0	0	0	0	0	0	0	0	0	0	0	0	0
	Female	0	0	0	0	0	0	0	0	0	0	0	0	0	0	0	0	0	0	0	0	0	0	0
Human Trafficking/ Involuntary Servitude	Male	0	0	0	0	0	0	0	0	0	0	0	0	0	0	0	0	0	0	0	0	0	0	0
	Female	0	0	0	0	0	0	0	0	0	0	0	0	0	0	0	0	0	0	0	0	0	0	0
Total Human Trafficking Violations:		Male	0	0	0	0	0	0	0	0	0	0	0	0	0	0	0	0	0	0	0	0	0	0
	Female	0	0	0	0	0	0	0	0	0	0	0	0	0	0	0	0	0	0	0	0	0	0	0
Total Arrests:	Male	78	11	3	8	1,572	3	4	4	154	1,278	0	10	0	115	4	29	52	4	24	17	7	2	0
21 Years of Age	Female	19	6	5	1	995	0	1	0	70	881	0	5	0	38	0	18	19	3	4	12	0	0	0
Total:		97	17	8	9	2,567	3	5	4	224	2,159	0	15	0	153	4	47	71	7	28	29	7	2	0





Arrests - Races State Totals 2017		COUNTY: Humboldt	Humboldt School Dist	Humboldt Co	Winnemucca PD	Lander Co	Lincoln Co	COUNTY: Lyon	Lyon Co	Yerington PD	Mineral Co	Nye Co	COUNTY: Persim	Lovelock PD	Pershing Co	Storey Co	COUNTY: Washoe	Reno PD	Reno-Tahoe Airport Auth	Sparks PD	UNR	Washoe School Dist	Washoe Co	Reno Muni Court	White Pine Co	COUNTY: Statelwide	NOI	NHP - Southern	NHP - Northeastern	NHP - Northwestern	Capital Police	Fire Marshal	Secretary of State	Attorney General	21	
Gambling:		21																																	YTD	
Bookmaking (Horse and Sport Book)	Male	0	0	0	0	0	0	0	0	0	0	0	0	0	0	0	0	0	0	0	0	0	0	0	0	0	0	0	0	0	0	0	0	0	0	
	Female	0	0	0	0	0	0	0	0	0	0	0	0	0	0	0	0	0	0	0	0	0	0	0	0	0	0	0	0	0	0	0	0	0	0	
Numbers and Lottery	Male	0	0	0	0	0	0	0	0	0	0	0	0	0	0	0	0	0	0	0	0	0	0	0	0	0	0	0	0	0	0	0	0	0	0	
	Female	0	0	0	0	0	0	0	0	0	0	0	0	0	0	0	0	0	0	0	0	0	0	0	0	0	0	0	0	0	0	0	0	0	0	
All Other Gambling	Male	0	0	0	0	0	0	0	0	0	0	0	0	0	0	0	0	0	0	0	0	0	0	0	0	0	0	0	0	0	0	0	0	0	0	
	Female	0	0	0	0	0	0	0	0	0	0	0	0	0	0	0	0	0	0	0	0	0	0	0	0	0	0	0	0	0	0	0	0	0	0	
Total Gambling Violations:	Male	0	0	0	0	0	0	0	0	0	0	0	0	0	0	0	0	0	0	0	0	0	0	0	0	0	0	0	0	0	0	0	0	0	0	
	Female	0	0	0	0	0	0	0	0	0	0	0	0	0	0	0	0	0	0	0	0	0	0	0	0	0	0	0	0	0	0	0	0	0	0	
Miscellaneous:		21																																	YTD	
Offenses Against the Family and Children	Male	0	0	0	0	0	0	0	0	0	0	1	0	0	0	0	13	9	0	0	0	0	4	0	0	0	0	0	0	0	0	0	0	0	0	22
	Female	0	0	0	0	0	0	0	0	0	0	0	0	0	0	0	3	3	0	0	0	0	0	0	0	0	0	1	0	1	0	0	0	0	0	6
Driving Under the Influence	Male	0	0	0	0	2	0	3	3	0	0	0	0	0	0	0	39	23	0	11	1	0	4	0	0	64	0	33	2	25	0	0	0	0	0	225
	Female	0	0	0	0	0	0	0	0	0	0	0	0	0	0	0	21	17	0	2	0	0	2	0	0	31	0	24	0	7	0	0	0	0	111	
Liquor Laws	Male	0	0	0	0	0	0	0	0	0	0	0	0	0	0	1	4	3	0	0	1	0	0	0	0	0	2	0	0	0	0	0	0	0	33	
	Female	0	0	0	0	0	0	0	0	0	0	0	0	0	0	0	2	2	0	0	0	0	0	0	0	0	0	0	0	0	0	0	0	0	6	
Drunkenness	Male	0	0	0	0	0	0	0	0	1	0	0	0	0	0	0	0	0	0	0	0	0	0	0	0	0	1	0	1	0	0	0	0	0	2	
	Female	0	0	0	0	0	0	0	0	0	0	0	0	0	0	0	0	0	0	0	0	0	0	0	0	0	0	0	0	0	0	0	0	0	0	
Disorderly Conduct	Male	0	0	0	0	1	0	0	0	0	0	0	0	0	0	0	3	2	0	1	0	0	0	0	0	0	0	0	0	0	0	0	0	0	29	
	Female	0	0	0	0	2	1	1	0	0	0	0	0	0	0	0	0	0	0	0	0	0	0	0	0	0	0	0	0	0	0	0	0	0	14	
Vagrancy	Male	0	0	0	0	0	0	0	0	0	0	0	0	0	0	0	0	0	0	0	0	0	0	0	0	0	0	0	0	0	0	0	0	0	20	
	Female	0	0	0	0	0	0	0	0	0	0	0	0	0	0	0	0	0	0	0	0	0	0	0	0	0	0	0	0	0	0	0	0	0	3	
All Other Offenses (Except Traffic)	Male	1	0	1	0	0	2	2	0	0	15	0	0	6	208	109	0	35	3	0	61	0	4	45	0	32	3	10	0	0	0	0	0	0	981	
	Female	0	0	0	0	1	0	5	5	0	6	0	0	0	57	25	0	12	0	0	20	0	4	23	0	16	2	5	0	0	0	0	0	0	460	
Suspicion	Male	0	0	0	0	0	0	0	0	0	0	0	0	0	0	0	0	0	0	0	0	0	0	0	0	0	0	0	0	0	0	0	0	0	0	
	Female	0	0	0	0	0	0	0	0	0	0	0	0	0	0	0	0	0	0	0	0	0	0	0	0	0	0	0	0	0	0	0	0	0	0	
Total Miscellaneous Violations:	Male	1	0	1	0	2	1	5	5	0	1	16	0	0	7	267	146	0	47	5	0	69	0	6	112	0	68	5	39	0	0	0	0	0	1,312	
	Female	0	0	0	0	1	2	6	6	0	6	0	0	0	0	83	47	0	14	0	0	22	0	4	55	0	41	2	12	0	0	0	0	0	602	
Human Trafficking:		21																																	YTD	
Human Trafficking/ Commercial Sex Acts	Male	0	0	0	0	0	0	0	0	0	0	0	0	0	0	0	0	0	0	0	0	0	0	0	0	0	0	0	0	0	0	0	0	0	0	
	Female	0	0	0	0	0	0	0	0	0	0	0	0	0	0	0	0	0	0	0	0	0	0	0	0	0	0	0	0	0	0	0	0	0	0	
Human Trafficking/ Involuntary Servitude	Male	0	0	0	0	0	0	0	0	0	0	0	0	0	0	0	0	0	0	0	0	0	0	0	0	0	0	0	0	0	0	0	0	0	0	
	Female	0	0	0	0	0	0	0	0	0	0	0	0	0	0	0	0	0	0	0	0	0	0	0	0	0	0	0	0	0	0	0	0	0	0	
Total Human Trafficking Violations:	Male	0	0	0	0	0	0	0	0	0	0	0	0	0	0	0	0	0	0	0	0	0	0	0	0	0	0	0	0	0	0	0	0	0	0	
	Female	0	0	0	0	0	0	0	0	0	0	0	0	0	0	0	0	0	0	0	0	0	0	0	0	0	0	0	0	0	0	0	0	0	0	
Total Arrests:	Male	5	0	3	2	2	1	18	16	2	2	19	2	0	2	7	420	233	0	88	7	0	92	0	6	125	5	71	8	41	0	0	0	0	2,351	
21 Years of Age	Female	2	0	0	2	2	2	17	17	0	6	0	0	0	0	133	78	1	27	0	0	27	0	8	60	3	42	3	12	0	0	0	0	0	1,287	
Total:		7	0	3	4	4	3	35	33	2	2	25	2	0	2	7	553	311	1	115	7	0	119	0	14	185	8	113	11	53	0	0	0	0	3,638	



Arrests - Races State Totals 2017		Carson City So	COUNTY: Churchill	Churchill Co	Fallon PD	COUNTY: Clark	Boulder PD	Clark Co School Dist	College of SNV	Henderson PD	LV Metro	LV Fire & Rescue	Mesquite PD	NLV Fire & Rescue	NLV PD	UNLV PD	Douglas Co	COUNTY: Elko	Carlin PD	Elko PD	Elko CO	West Wendover PD	Eureka Co	Eureka Co
Gambling:		22																						
Bookmaking (Horse and Sport Book)	Male	0	0	0	0	0	0	0	0	0	0	0	0	0	0	0	0	0	0	0	0	0	0	0
	Female	0	0	0	0	0	0	0	0	0	0	0	0	0	0	0	0	0	0	0	0	0	0	0
Numbers and Lottery	Male	0	0	0	0	0	0	0	0	0	0	0	0	0	0	0	0	0	0	0	0	0	0	0
	Female	0	0	0	0	0	0	0	0	0	0	0	0	0	0	0	0	0	0	0	0	0	0	0
All Other Gambling	Male	0	0	0	0	0	0	0	0	0	0	0	0	0	0	0	0	0	0	0	0	0	0	0
	Female	0	0	0	0	0	0	0	0	0	0	0	0	0	0	0	0	0	0	0	0	0	0	0
Total Gambling Violations:		Male	0	0	0	0	0	0	0	0	0	0	0	0	0	0	0	0	0	0	0	0	0	0
	Female	0	0	0	0	0	0	0	0	0	0	0	0	0	0	0	0	0	0	0	0	0	0	0
Miscellaneous:		22																						
Offenses Against the Family and Children	Male	0	0	0	0	4	0	0	0	1	1	0	0	0	2	0	0	0	0	0	0	0	0	0
	Female	1	0	0	0	3	0	0	0	1	2	0	0	0	0	0	0	0	0	0	0	0	0	0
Driving Under the Influence	Male	5	5	2	3	121	2	0	0	13	99	0	2	0	5	0	7	6	0	1	2	3	0	0
	Female	5	1	1	0	52	1	0	0	5	44	0	0	0	2	0	1	0	0	0	0	0	0	0
Liquor Laws	Male	3	0	0	0	13	0	0	0	0	13	0	0	0	0	0	2	1	0	1	0	0	0	0
	Female	0	0	0	1	0	0	0	0	1	0	0	0	0	0	0	0	0	0	0	0	0	0	0
Drunkenness	Male	0	0	0	0	0	0	0	0	0	0	0	0	0	0	0	2	1	0	0	1	0	0	0
	Female	0	0	0	0	0	0	0	0	0	0	0	0	0	0	0	0	0	0	0	0	0	0	0
Disorderly Conduct	Male	0	0	0	0	26	1	0	0	0	21	0	2	0	2	0	6	0	0	0	0	0	0	0
	Female	1	0	0	0	0	0	0	0	0	0	0	0	0	0	0	2	0	0	0	0	0	0	0
Vagrancy	Male	0	0	0	0	21	0	1	0	0	20	0	0	0	0	0	0	0	0	0	0	0	0	0
	Female	0	0	0	0	2	0	0	0	0	2	0	0	0	0	0	0	0	0	0	0	0	0	0
All Other Offenses (Except Traffic)	Male	41	10	6	4	681	3	2	0	95	526	0	2	0	53	0	16	26	2	10	11	3	1	0
	Female	15	2	1	1	404	0	0	0	34	357	0	0	0	13	0	3	10	4	2	4	0	0	0
Suspicion	Male	0	0	0	0	0	0	0	0	0	0	0	0	0	0	0	0	0	0	0	0	0	0	0
	Female	0	0	0	0	0	0	0	0	0	0	0	0	0	0	0	0	0	0	0	0	0	0	0
Total Miscellaneous Violations:		Male	49	15	8	7	866	6	3	0	109	680	0	6	0	62	0	33	34	2	12	14	6	1
	Female	22	3	2	1	462	1	0	0	40	406	0	0	0	15	0	6	10	4	2	4	0	0	0
Human Trafficking:		22																						
Human Trafficking/ Commercial Sex Acts	Male	0	0	0	0	4	0	0	0	4	0	0	0	0	0	0	0	0	0	0	0	0	0	0
	Female	0	0	0	0	3	0	0	0	0	2	0	0	0	0	0	0	0	0	0	0	0	0	0
Human Trafficking/ Involuntary Servitude	Male	0	0	0	0	0	0	0	0	0	0	0	0	0	0	0	0	0	0	0	0	0	0	0
	Female	0	0	0	0	0	0	0	0	0	0	0	0	0	0	0	0	0	0	0	0	0	0	0
Total Human Trafficking Violations:		Male	0	0	0	4	0	0	0	4	0	0	0	0	0	0	0	0	0	0	0	0	0	0
	Female	0	0	0	0	3	0	0	0	0	3	0	0	0	0	0	0	0	0	0	0	0	0	0
Total Arrests:	Male	66	20	9	11	1,775	9	6	0	199	1,399	0	10	0	151	1	49	52	3	20	17	12	1	0
22 Years of Age	Female	27	6	3	3	1,092	2	0	0	76	961	0	2	0	51	0	16	23	7	5	7	4	0	0
Total:		93	26	12	14	2,867	11	6	0	275	2,360	0	12	0	202	1	65	75	10	25	24	16	1	0



Arrests - Races State Totals 2017		COUNTY: Humboldt	Humboldt School Dist	Humboldt Co	Winnemucca PD	Lander Co	Lincoln Co	COUNTY: Lyon	Lyon Co	Yerington PD	Mineral Co	Nye Co	COUNTY: Persim	Lovelock PD	Pershing Co	Storey Co	COUNTY: Washoe	Reno PD	Reno-Tahoe Airport Auth	Sparks PD	UNR	Washoe School Dist	Washoe Co	Reno Muni Court	White Pine Co	COUNTY: Statelwide	NOI	NHP - Southern	NHP - Northeastern	NHP - Northwestern	Capital Police	Fire Marshal	Secretary of State	Attorney General	22
Gambling:		22																																	YTD
Bookmaking (Horse and Sport Book)	Male	0	0	0	0	0	0	0	0	0	0	0	0	0	0	0	0	0	0	0	0	0	0	0	0	0	0	0	0	0	0	0	0	0	0
	Female	0	0	0	0	0	0	0	0	0	0	0	0	0	0	0	0	0	0	0	0	0	0	0	0	0	0	0	0	0	0	0	0	0	0
Numbers and Lottery	Male	0	0	0	0	0	0	0	0	0	0	0	0	0	0	0	0	0	0	0	0	0	0	0	0	0	0	0	0	0	0	0	0	0	0
	Female	0	0	0	0	0	0	0	0	0	0	0	0	0	0	0	0	0	0	0	0	0	0	0	0	0	0	0	0	0	0	0	0	0	0
All Other Gambling	Male	0	0	0	0	0	0	0	0	0	0	0	0	0	0	0	0	0	0	0	0	0	0	0	0	0	0	0	0	0	0	0	0	0	0
	Female	0	0	0	0	0	0	0	0	0	0	0	0	0	0	0	0	0	0	0	0	0	0	0	0	0	0	0	0	0	0	0	0	0	0
Total Gambling Violations:	Male	0	0	0	0	0	0	0	0	0	0	0	0	0	0	0	0	0	0	0	0	0	0	0	0	0	0	0	0	0	0	0	0	0	0
	Female	0	0	0	0	0	0	0	0	0	0	0	0	0	0	0	0	0	0	0	0	0	0	0	0	0	0	0	0	0	0	0	0	0	0
Miscellaneous:		22																																	YTD
Offenses Against the Family and Children	Male	0	0	0	0	0	0	1	1	0	0	0	0	0	0	0	3	3	0	0	0	0	0	0	0	2	0	1	0	1	0	0	0	0	10
	Female	1	0	0	1	0	0	0	0	0	0	1	0	0	0	1	8	5	0	1	0	0	2	0	0	1	0	0	0	1	0	0	0	0	16
Driving Under the Influence	Male	1	0	1	0	0	0	2	2	0	1	5	0	0	0	0	51	28	0	9	0	0	14	0	0	85	0	53	7	25	0	0	0	0	290
	Female	1	0	1	0	0	0	0	0	0	0	0	0	0	0	0	22	14	0	5	0	0	3	0	0	35	0	25	0	10	0	0	0	117	
Liquor Laws	Male	0	0	0	0	0	0	0	0	0	1	0	0	0	0	0	17	17	0	0	0	0	0	0	0	2	0	0	2	0	0	0	0	39	
	Female	0	0	0	0	0	0	0	0	0	1	0	0	0	0	0	1	1	0	0	0	0	0	0	0	0	0	0	0	0	0	0	0	3	
Drunkenness	Male	0	0	0	0	0	0	1	1	0	0	1	0	0	0	0	0	0	0	0	0	0	0	0	0	0	0	0	0	0	0	0	0	5	
	Female	0	0	0	0	0	0	0	0	0	1	0	0	0	0	0	0	0	0	0	0	0	0	0	0	0	0	0	0	0	0	0	0	1	
Disorderly Conduct	Male	0	0	0	0	0	0	0	0	0	0	0	0	0	0	0	4	4	0	0	0	0	0	0	0	1	0	0	0	0	0	0	0	37	
	Female	0	0	0	0	0	0	0	0	0	0	0	0	0	0	0	1	0	0	0	0	0	1	0	0	0	0	0	0	0	0	0	0	4	
Vagrancy	Male	0	0	0	0	0	0	0	0	0	0	0	0	0	0	0	0	0	0	0	0	0	0	0	0	0	0	0	0	0	0	0	0	21	
	Female	1	0	1	0	0	0	0	0	0	0	0	0	0	0	0	0	0	0	0	0	0	0	0	0	0	0	0	0	0	0	0	0	3	
All Other Offenses (Except Traffic)	Male	5	0	2	3	2	0	6	4	2	1	10	0	0	0	6	216	121	0	41	0	0	54	0	1	62	1	37	5	19	0	0	0	1,084	
	Female	1	0	1	0	2	0	4	3	1	5	1	0	0	0	2	70	34	0	18	0	0	18	0	2	19	0	12	2	5	0	0	0	540	
Suspicion	Male	0	0	0	0	0	0	0	0	0	0	0	0	0	0	0	0	0	0	0	0	0	0	0	0	0	0	0	0	0	0	0	0	0	
	Female	0	0	0	0	0	0	0	0	0	0	0	0	0	0	0	0	0	0	0	0	0	0	0	0	0	0	0	0	0	0	0	0	0	
Total Miscellaneous Violations:	Male	6	0	3	3	2	0	10	8	2	2	18	0	0	6	291	173	0	50	0	0	68	0	2	151	1	91	14	45	0	0	0	1,486		
	Female	4	0	3	1	2	0	4	3	1	7	2	0	0	3	102	54	0	24	0	0	24	0	2	55	0	37	2	16	0	0	0	684		
Human Trafficking:		22																																	YTD
Human Trafficking/ Commercial Sex Acts	Male	0	0	0	0	0	0	0	0	0	0	0	0	0	0	0	0	0	0	0	0	0	0	0	0	0	0	0	0	0	0	0	0	4	
	Female	0	0	0	0	0	0	0	0	0	0	0	0	0	0	0	0	0	0	0	0	0	0	0	0	0	0	0	0	0	0	0	0	3	
Human Trafficking/ Involuntary Servitude	Male	0	0	0	0	0	0	0	0	0	0	0	0	0	0	0	0	0	0	0	0	0	0	0	0	0	0	0	0	0	0	0	0	0	
	Female	0	0	0	0	0	0	0	0	0	0	0	0	0	0	0	0	0	0	0	0	0	0	0	0	0	0	0	0	0	0	0	0	0	
Total Human Trafficking Violations:	Male	0	0	0	0	0	0	0	0	0	0	0	0	0	0	0	0	0	0	0	0	0	0	0	0	0	0	0	0	0	0	0	0	4	
	Female	0	0	0	0	0	0	0	0	0	0	0	0	0	0	0	0	0	0	0	0	0	0	0	0	0	0	0	0	0	0	0	0	3	
Total Arrests:	Male	11	0	3	8	2	2	19	15	4	5	20	1	0	1	6	439	265	1	79	1	0	93	0	3	161	3	97	15	46	0	0	0	2,632	
22 Years of Age	Female	5	0	3	2	3	2	11	8	3	7	2	0	0	0	4	150	84	0	38	1	0	27	0	4	58	2	37	2	16	0	0	0	1,410	
Total:		16	0	6	10	5	4	30	23	7	12	22	1	0	1	10	589	349	1	117	2	0	120	0	7	219	5	134	17	62	0	0	0	4,042	

Arrests - Races State Totals 2017		Carson City So	COUNTY: Churchill	Churchill Co	Fallen PD	COUNTY: Clark	Boulder PD	Clark Co School Dist	College of SNV	Wenderson PD	LV Metro	LV Fire & Rescue	Mesquite PD	NLV Fire & Rescue	NLV PD	UNLV PD	Douglas Co	COUNTY: Elko	Carlin PD	Elko PD	Elko CO	West Wendover PD	Emmett Co	Lumbia Co	
<b>Index Crime:</b>		<b>23</b>																							
Murder and Nonnegligent Manslaughter	Male	1	0	0	0	2	0	0	0	0	1	0	0	0	1	0	0	0	0	0	0	0	0	0	0
	Female	0	0	0	0	0	0	0	0	0	0	0	0	0	0	0	0	0	0	0	0	0	0	0	0
Manslaughter by Negligence	Male	0	0	0	0	0	0	0	0	0	0	0	0	0	0	0	0	0	0	0	0	0	0	0	0
	Female	0	0	0	0	0	0	0	0	0	0	0	0	0	0	0	0	0	0	0	0	0	0	0	0
Rape	Male	1	0	0	0	8	0	0	0	0	8	0	0	0	0	0	0	0	0	0	0	0	0	0	0
	Female	0	0	0	0	0	0	0	0	0	0	0	0	0	0	0	0	0	0	0	0	0	0	0	0
Robbery	Male	1	0	0	0	38	0	0	0	7	30	0	0	0	1	0	0	0	0	0	0	0	0	0	0
	Female	0	0	0	0	5	0	0	0	1	4	0	0	0	0	0	0	0	0	0	0	0	0	0	0
Aggravated Assault (Return A - 4a-d)	Male	10	2	2	0	70	0	0	0	2	54	0	0	0	14	0	0	2	0	0	2	0	0	1	0
	Female	1	0	0	0	33	0	0	0	0	21	0	0	0	12	0	0	0	0	0	0	0	0	0	0
Burglary - Breaking or Entering	Male	0	0	0	0	44	0	0	0	6	37	0	0	0	1	0	0	0	0	0	0	0	0	0	0
	Female	1	0	0	0	22	0	0	0	1	16	0	1	0	4	0	0	0	0	0	0	0	0	0	0
Larceny - Theft (Except Motor Vehicle Theft)	Male	4	0	0	0	97	0	0	1	16	74	0	1	0	5	0	0	4	0	2	1	0	0	0	0
	Female	8	1	1	0	71	0	0	10	56	0	1	0	4	0	1	1	0	1	0	0	0	0	0	0
Motor Vehicle Theft	Male	1	0	0	0	16	0	0	0	15	0	0	0	1	0	0	0	0	0	0	0	0	0	0	0
	Female	0	0	0	0	4	0	0	0	4	0	0	0	0	0	0	0	0	0	0	0	0	0	0	0
Arson	Male	0	0	0	0	0	0	0	0	0	0	0	0	0	0	0	0	0	0	0	0	0	0	0	0
	Female	0	0	0	0	0	0	0	0	0	0	0	0	0	0	0	0	0	0	0	0	0	0	0	0
<b>Total Index Crimes Violations:</b>	<b>Male</b>	<b>18</b>	<b>2</b>	<b>2</b>	<b>0</b>	<b>275</b>	<b>0</b>	<b>0</b>	<b>1</b>	<b>31</b>	<b>219</b>	<b>0</b>	<b>1</b>	<b>0</b>	<b>23</b>	<b>0</b>	<b>6</b>	<b>0</b>	<b>2</b>	<b>4</b>	<b>0</b>	<b>0</b>	<b>0</b>	<b>1</b>	
	<b>Female</b>	<b>10</b>	<b>1</b>	<b>1</b>	<b>0</b>	<b>135</b>	<b>0</b>	<b>0</b>	<b>0</b>	<b>12</b>	<b>101</b>	<b>0</b>	<b>2</b>	<b>0</b>	<b>20</b>	<b>0</b>	<b>1</b>	<b>1</b>	<b>0</b>	<b>1</b>	<b>0</b>	<b>0</b>	<b>0</b>	<b>0</b>	
<b>Other Offenses:</b>		<b>23</b>																							
Other Assaults (Return A - 4e)	Male	2	0	0	0	299	1	0	0	24	260	0	1	0	13	0	4	6	1	2	3	0	0	0	0
	Female	0	2	2	0	213	0	0	0	17	188	0	0	0	8	0	4	1	0	0	0	1	0	0	0
Forgery and Counterfeiting	Male	0	0	0	0	7	0	0	0	1	6	0	0	0	0	0	0	1	1	0	0	0	0	0	0
	Female	1	0	0	0	1	0	0	0	0	1	0	0	0	0	0	0	0	0	0	0	0	0	0	0
Fraud	Male	1	0	0	0	20	0	0	0	2	17	0	0	0	1	0	1	0	0	0	0	0	0	0	0
	Female	0	0	0	0	11	0	0	0	10	0	0	0	1	0	0	0	0	0	0	0	0	0	0	0
Embezzlement	Male	0	0	0	0	6	0	0	0	1	3	0	0	0	2	0	0	0	0	0	0	0	0	0	0
	Female	0	0	0	0	2	0	0	0	0	2	0	0	0	0	0	0	0	0	0	0	0	0	0	0
Stolen Property: Buying, Receiving, Possessing	Male	0	0	0	0	49	0	0	0	4	41	0	0	0	4	0	0	1	0	1	0	0	0	0	0
	Female	0	0	0	0	8	0	0	0	1	7	0	0	0	0	0	0	0	0	0	0	0	0	0	0
Vandalism	Male	2	0	0	0	29	0	0	0	2	25	0	1	0	1	0	3	1	0	0	1	0	0	0	0
	Female	0	0	0	0	12	0	0	0	1	11	0	0	0	0	0	0	0	0	0	0	0	0	0	0
Weapons: Carrying, Possessing, etc.	Male	1	0	0	0	52	0	0	2	4	39	0	0	0	4	1	1	3	0	2	1	0	0	0	0
	Female	0	0	0	0	8	0	0	0	0	8	0	0	0	0	0	0	0	0	0	0	0	0	0	0
<b>Total Other Offense Violations:</b>	<b>Male</b>	<b>6</b>	<b>0</b>	<b>0</b>	<b>0</b>	<b>462</b>	<b>1</b>	<b>2</b>	<b>2</b>	<b>38</b>	<b>391</b>	<b>0</b>	<b>2</b>	<b>0</b>	<b>25</b>	<b>1</b>	<b>9</b>	<b>12</b>	<b>2</b>	<b>5</b>	<b>0</b>	<b>0</b>	<b>0</b>	<b>0</b>	
	<b>Female</b>	<b>1</b>	<b>2</b>	<b>2</b>	<b>0</b>	<b>255</b>	<b>0</b>	<b>0</b>	<b>0</b>	<b>19</b>	<b>227</b>	<b>0</b>	<b>0</b>	<b>0</b>	<b>9</b>	<b>0</b>	<b>4</b>	<b>1</b>	<b>0</b>	<b>0</b>	<b>0</b>	<b>1</b>	<b>0</b>	<b>0</b>	
<b>Prostitution and Commercialized Vice:</b>		<b>23</b>																							
Prostitution	Male	0	0	0	0	3	0	0	0	0	3	0	0	0	0	0	0	0	0	0	0	0	0	0	0
	Female	0	0	0	0	187	0	0	0	0	187	0	0	0	0	0	0	0	0	0	0	0	0	0	0
Assisting or Promoting Prostitution	Male	0	0	0	0	1	0	0	0	0	1	0	0	0	0	0	0	0	0	0	0	0	0	0	0
	Female	0	0	0	0	0	0	0	0	0	0	0	0	0	0	0	0	0	0	0	0	0	0	0	0
Purchasing Prostitution	Male	0	0	0	0	0	0	0	0	0	0	0	0	0	0	0	0	0	0	0	0	0	0	0	0
	Female	0	0	0	0	1	0	0	0	0	1	0	0	0	0	0	0	0	0	0	0	0	0	0	0
Sex Offenses (Except Forcible Rape and Prostitution)	Male	0	0	0	0	11	0	0	0	0	11	0	0	0	0	0	1	0	0	0	0	0	0	0	0
	Female	0	0	0	0	4	0	0	0	0	1	3	0	0	0	0	0	0	0	0	0	0	0	0	0
<b>Total Prostitution &amp; Commercialized Vice Violations:</b>	<b>Male</b>	<b>0</b>	<b>0</b>	<b>0</b>	<b>0</b>	<b>15</b>	<b>0</b>	<b>0</b>	<b>0</b>	<b>0</b>	<b>15</b>	<b>0</b>	<b>0</b>	<b>0</b>	<b>0</b>	<b>0</b>	<b>1</b>	<b>0</b>	<b>0</b>	<b>0</b>	<b>0</b>	<b>0</b>	<b>0</b>	<b>0</b>	
	<b>Female</b>	<b>0</b>	<b>0</b>	<b>0</b>	<b>0</b>	<b>192</b>	<b>0</b>	<b>0</b>	<b>0</b>	<b>1</b>	<b>191</b>	<b>0</b>	<b>0</b>	<b>0</b>	<b>0</b>	<b>0</b>	<b>0</b>	<b>0</b>	<b>0</b>	<b>0</b>	<b>0</b>	<b>0</b>	<b>0</b>	<b>0</b>	
<b>Drug Abuse Violations:</b>		<b>23</b>																							
<b>Sale/Manufacturing:</b>		<b>0</b>	<b>0</b>	<b>0</b>	<b>0</b>	<b>60</b>	<b>0</b>	<b>0</b>	<b>0</b>	<b>2</b>	<b>54</b>	<b>0</b>	<b>4</b>	<b>0</b>	<b>0</b>	<b>0</b>	<b>2</b>	<b>2</b>	<b>0</b>	<b>0</b>	<b>0</b>	<b>1</b>	<b>1</b>	<b>0</b>	<b>0</b>
Opium or Cocaine and Their Derivatives (Morphine, Heroin, Codeine)	Male	0	0	0	0	17	0	0	0	0	16	0	1	0	0	0	0	0	0	0	0	0	0	0	0
	Female	0	0	0	0	3	0	0	0	0	3	0	0	0	0	0	0	0	0	0	0	0	0	0	0
Marijuana	Male	0	0	0	0	11	0	0	0	0	10	0	1	0	0	0	0	0	0	0	0	0	0	0	0
	Female	0	0	0	0	1	0	0	0	0	1	0	0	0	0	0	0	0	0	0	0	0	0	0	0
Synthetic Narcotics - Manufactured Narcotics Which Can Cause True Drug Addiction (Demerol, Methadone)	Male	0	0	0	0	8	0	0	0	0	8	0	0	0	0	0	0	2	0	0	0	1	1	0	0
	Female	0	0	0	0	2	0	0	0	0	2	0	0	0	0	0	0	0	0	0	0	0	0	0	0
Other - Dangerous Nonnarcotic Drugs (Barbiturates, Benzadrine)	Male	0	0	0	0	13	0	0	0	2	10	0	1	0	0	0	2	0	0	0	0	0	0	0	0
	Female	0	0	0	0	5	0	0	0	0	4	0	1	0	0	0	0	0	0	0	0	0	0	0	0
<b>Possession:</b>		<b>3</b>	<b>0</b>	<b>0</b>	<b>0</b>	<b>183</b>	<b>0</b>	<b>0</b>	<b>1</b>	<b>33</b>	<b>151</b>	<b>0</b>	<b>3</b>	<b>0</b>	<b>15</b>	<b>0</b>	<b>4</b>	<b>6</b>	<b>3</b>	<b>1</b>	<b>2</b>	<b>0</b>	<b>0</b>	<b>0</b>	
Opium or Cocaine and Their Derivatives (Morphine, Heroin, Codeine)	Male	3	0	0	0	33	0	0	0	0	31	0	0	0	2	0	0	0	0	0	0	0	0	0	0
	Female	0	0	0	0	10	0	0	0	0	10	0	0	0	0	0	0	0	0	0	0	0	0	0	0
Marijuana	Male	0	0	0	0	22	0	0	0	2	18	0	1	0	1	0	0	1	1	0	0	0	0	0	0
	Female	0	0	0	0	1	0	0	0	0	1	0	0	0	0	0	0	0	0	0	0	0	0	0	0
Synthetic Narcotics - Manufactured Narcotics Which Can Cause True Drug Addiction (Demerol, Methadone)	Male	0	0	0	0	34	0	0	0	0	34	0	0	0	0	0	0	2	1	1	0	0	0	0	0
	Female	0	0	0	0	8	0	0	0	1	7	0	0	0	0	0	0	0	1	1	0	0	0	0	0
Other - Dangerous Nonnarcotic Drugs (Barbiturates, Benzadrine)	Male	0	0	0	0																				

Arrests - Races State Totals 2017		Carson City So	COUNTY: Churchill	Churchill Co	Fallon PD	COUNTY: Clark	Boulder PD	Clark Co School Dist	College of SNV	Henderson PD	LV Metro	LV Fire & Rescue	Mesquite PD	NLV Fire & Rescue	NLV PD	UNLV PD	Douglas Co	COUNTY: Elko	Carlin PD	Elko PD	Elko CD	West Wendover PD	Esmeralda Co	Eureka Co
Gambling:		23																						
Bookmaking (Horse and Sport Book)	Male	0	0	0	0	0	0	0	0	0	0	0	0	0	0	0	0	0	0	0	0	0	0	0
	Female	0	0	0	0	0	0	0	0	0	0	0	0	0	0	0	0	0	0	0	0	0	0	0
Numbers and Lottery	Male	0	0	0	0	0	0	0	0	0	0	0	0	0	0	0	0	0	0	0	0	0	0	0
	Female	0	0	0	0	0	0	0	0	0	0	0	0	0	0	0	0	0	0	0	0	0	0	0
All Other Gambling	Male	0	0	0	0	0	0	0	0	0	0	0	0	0	0	0	0	1	0	0	0	1	0	0
	Female	0	0	0	0	0	0	0	0	0	0	0	0	0	0	0	0	0	0	0	0	0	0	0
Total Gambling Violations:	Male	0	0	0	0	0	0	0	0	0	0	0	0	0	0	0	0	1	0	0	0	1	0	0
	Female	0	0	0	0	0	0	0	0	0	0	0	0	0	0	0	0	0	0	0	0	0	0	0
Miscellaneous:		23																						
Offenses Against the Family and Children	Male	0	2	0	2	2	0	0	0	1	0	0	0	0	1	0	0	0	0	0	0	0	0	0
	Female	0	1	0	1	5	0	0	0	1	4	0	0	0	0	1	0	0	0	0	0	0	0	0
Driving Under the Influence	Male	7	2	0	2	152	3	0	0	13	121	0	0	0	15	0	7	6	0	1	2	3	0	0
	Female	2	1	1	0	67	1	0	0	5	60	0	0	0	1	0	1	5	0	1	3	1	0	0
Liquor Laws	Male	1	0	0	0	14	0	0	0	14	0	0	0	0	0	0	0	0	0	0	0	0	0	0
	Female	1	0	0	3	0	0	0	0	3	0	0	0	0	0	0	0	0	0	0	0	0	0	0
Drunkenness	Male	0	1	1	0	0	0	0	0	0	0	0	0	0	0	0	2	0	0	0	0	0	0	0
	Female	0	1	0	1	0	0	0	0	0	0	0	0	0	0	0	0	0	0	0	0	0	0	0
Disorderly Conduct	Male	0	1	1	0	15	1	0	0	1	10	1	0	0	2	0	3	3	0	0	3	0	0	0
	Female	0	0	0	0	6	0	0	0	0	6	0	0	0	0	0	2	0	0	0	0	0	0	0
Vagrancy	Male	0	0	0	0	15	0	0	0	15	0	0	0	0	0	0	0	0	0	0	0	0	0	0
	Female	0	0	0	0	10	0	0	0	10	0	0	0	0	0	0	0	0	0	0	0	0	0	0
All Other Offenses (Except Traffic)	Male	54	12	8	4	746	1	1	1	112	580	0	1	0	48	2	13	36	6	10	12	8	1	0
	Female	12	3	2	1	432	0	0	0	40	382	0	0	0	10	0	6	9	1	4	4	0	0	0
Suspicion	Male	0	0	0	0	0	0	0	0	0	0	0	0	0	0	0	0	0	0	0	0	0	0	0
	Female	0	0	0	0	0	0	0	0	0	0	0	0	0	0	0	0	0	0	0	0	0	0	0
Total Miscellaneous Violations:	Male	62	18	10	8	944	5	1	1	127	740	1	1	0	66	2	25	45	6	11	17	11	1	0
	Female	15	6	3	3	523	1	0	0	46	465	0	0	0	11	0	10	14	1	5	7	1	0	0
Human Trafficking:		23																						
Human Trafficking/ Commercial Sex Acts	Male	0	0	0	0	2	0	0	0	0	2	0	0	0	0	0	0	0	0	0	0	0	0	0
	Female	0	0	0	0	0	0	0	0	0	0	0	0	0	0	0	0	0	0	0	0	0	0	0
Human Trafficking/ Involuntary Servitude	Male	0	0	0	0	0	0	0	0	0	0	0	0	0	0	0	0	0	0	0	0	0	0	0
	Female	0	0	0	0	0	0	0	0	0	0	0	0	0	0	0	0	0	0	0	0	0	0	0
Total Human Trafficking Violations:	Male	0	0	0	0	2	0	0	0	0	2	0	0	0	0	0	0	0	0	0	0	0	0	0
	Female	0	0	0	0	0	0	0	0	0	0	0	0	0	0	0	0	0	0	0	0	0	0	0
Total Arrests:	Male	89	20	12	8	1,894	6	3	4	206	1,534	1	9	0	128	3	40	71	10	19	29	13	1	1
23 Years of Age	Female	26	9	6	3	1,152	1	0	1	83	1,022	0	4	0	41	0	16	17	2	6	7	2	0	0
Total:		115	29	18	11	3,046	7	3	5	289	2,556	1	13	0	169	3	56	88	12	25	36	15	1	1





Arrests - Races State Totals 2017		COUNTY: Humboldt	Humboldt School Dist	Humboldt Co	Winnemucca PD	Lander Co	Lincoln Co	COUNTY: Lyon	Lyon Co	Yerington PD	Mineral Co	Nye Co	COUNTY: Persim	Lovelock PD	Pershing Co	Storey Co	COUNTY: Washoe	Reno PD	Reno-Tahoe Airport Auth	Sparks PD	UNR	Washoe School Dist	Washoe Co	Reno Muni Court	White Pine Co	COUNTY: Statelwide	NDI	NHP- Southern	NHP- Northeastern	NHP- Northwestern	Capital Police	Fire Marshal	Secretary of State	Attorney General	YTD	
Gambling:		23																																		YTD
Bookmaking (Horse and Sport Book)	Male	0	0	0	0	0	0	0	0	0	0	0	0	0	0	0	0	0	0	0	0	0	0	0	0	0	0	0	0	0	0	0	0	0	0	
	Female	0	0	0	0	0	0	0	0	0	0	0	0	0	0	0	0	0	0	0	0	0	0	0	0	0	0	0	0	0	0	0	0	0	0	
Numbers and Lottery	Male	0	0	0	0	0	0	0	0	0	0	0	0	0	0	0	0	0	0	0	0	0	0	0	0	0	0	0	0	0	0	0	0	0	0	
	Female	0	0	0	0	0	0	0	0	0	0	0	0	0	0	0	0	0	0	0	0	0	0	0	0	0	0	0	0	0	0	0	0	0	0	
All Other Gambling	Male	0	0	0	0	0	0	0	0	0	0	0	0	0	0	0	0	0	0	0	0	0	0	0	0	0	0	0	0	0	0	0	0	0	1	
	Female	0	0	0	0	0	0	0	0	0	0	0	0	0	0	0	0	0	0	0	0	0	0	0	0	0	0	0	0	0	0	0	0	0	0	
Total Gambling Violations:		Male	0	0	0	0	0	0	0	0	0	0	0	0	0	0	0	0	0	0	0	0	0	0	0	0	0	0	0	0	0	0	0	0	1	
	Female	0	0	0	0	0	0	0	0	0	0	0	0	0	0	0	0	0	0	0	0	0	0	0	0	0	0	0	0	0	0	0	0	0	0	
Miscellaneous:		23																																		YTD
Offenses Against the Family and Children	Male	0	0	0	0	0	0	1	1	0	1	1	0	0	0	0	5	4	0	1	0	0	0	0	0	0	0	0	0	0	0	0	0	0	0	12
	Female	0	0	0	0	1	0	0	0	0	1	1	0	0	0	0	4	3	0	0	0	0	1	0	0	0	0	0	0	0	0	0	0	0	0	14
Driving Under the Influence	Male	1	0	1	0	0	5	5	0	3	1	0	0	0	0	0	54	31	0	9	0	0	14	0	1	79	0	52	3	24	0	0	0	0	0	319
	Female	0	0	0	0	0	1	1	0	0	1	0	0	0	0	1	19	15	0	1	0	0	3	0	0	40	0	32	3	5	0	0	0	0	138	
Liquor Laws	Male	0	0	0	0	0	0	0	0	0	0	0	0	0	0	0	11	11	0	0	0	0	0	0	0	0	0	0	0	0	0	0	0	0	26	
	Female	0	0	0	0	1	0	0	0	0	0	0	0	0	0	0	1	1	0	0	0	0	0	0	0	0	0	0	0	0	0	0	0	0	6	
Drunkenness	Male	0	0	0	0	0	0	0	0	1	2	0	0	0	0	0	1	0	0	0	0	0	0	0	0	0	2	0	2	0	0	0	0	0	5	
	Female	0	0	0	0	0	0	0	0	0	1	1	0	0	0	0	0	0	0	0	0	0	0	0	0	0	1	0	1	0	0	0	0	0	4	
Disorderly Conduct	Male	1	0	0	1	0	0	0	0	0	0	0	1	0	0	0	1	1	0	0	0	0	0	0	0	0	0	0	0	0	0	0	0	0	25	
	Female	0	0	0	0	0	0	0	0	1	0	0	0	0	0	0	3	3	0	0	0	0	0	0	0	0	0	0	0	0	0	0	0	0	12	
Vagrancy	Male	0	0	0	0	0	0	0	0	0	0	0	0	0	0	0	0	0	0	0	0	0	0	0	0	0	0	0	0	0	0	0	0	0	15	
	Female	0	0	0	0	0	0	0	0	0	0	0	0	0	0	0	0	0	0	0	0	0	0	0	0	0	0	0	0	0	0	0	0	0	10	
All Other Offenses (Except Traffic)	Male	2	0	2	4	0	4	3	1	0	23	0	0	0	0	3	234	117	0	62	0	0	55	0	3	63	3	44	1	15	0	0	0	0	1,198	
	Female	0	0	0	0	3	0	3	2	1	0	12	0	0	0	2	94	41	0	23	1	0	29	0	0	28	1	19	2	6	0	0	0	0	604	
Suspicion	Male	0	0	0	0	0	0	0	0	0	0	0	0	0	0	0	0	0	0	0	0	0	0	0	0	0	0	0	0	0	0	0	0	0	0	
	Female	0	0	0	0	0	0	0	0	0	0	0	0	0	0	0	0	0	0	0	0	0	0	0	0	0	0	0	0	0	0	0	0	0	0	
Total Miscellaneous Violations:		Male	4	0	1	3	5	0	10	9	1	5	27	1	1	3	306	164	0	72	1	0	33	0	0	69	1	52	5	11	0	0	0	0	1,604	
	Female	0	0	0	0	5	0	4	3	1	3	15	0	0	0	3	121	63	0	24	1	0	33	0	0	69	1	52	5	11	0	0	0	0	788	
Human Trafficking:		23																																		YTD
Human Trafficking/ Commercial Sex Acts	Male	0	0	0	0	0	0	0	0	0	0	0	0	0	0	0	0	0	0	0	0	0	0	0	0	0	0	0	0	0	0	0	0	0	2	
	Female	0	0	0	0	0	0	0	0	0	0	0	0	0	0	0	0	0	0	0	0	0	0	0	0	0	0	0	0	0	0	0	0	0	0	
Human Trafficking/ Involuntary Servitude	Male	0	0	0	0	0	0	0	0	0	0	0	0	0	0	0	0	0	0	0	0	0	0	0	0	0	0	0	0	0	0	0	0	0	0	
	Female	0	0	0	0	0	0	0	0	0	0	0	0	0	0	0	0	0	0	0	0	0	0	0	0	0	0	0	0	0	0	0	0	0	0	
Total Human Trafficking Violations:		Male	0	0	0	0	0	0	0	0	0	0	0	0	0	0	0	0	0	0	0	0	0	0	0	0	0	0	0	0	0	0	0	0	2	
	Female	0	0	0	0	0	0	0	0	0	0	0	0	0	0	0	0	0	0	0	0	0	0	0	0	0	0	0	0	0	0	0	0	0	0	
Total Arrests:		Male	6	0	1	5	8	0	21	20	1	5	29	4	1	3	3	461	258	3	105	0	2	93	0	7	161	9	105	7	40	0	0	0	0	2,821
23 Years of Age	Female	0	0	0	0	5	0	13	12	1	5	19	1	0	1	3	192	106	1	43	1	0	40	1	0	74	2	54	5	13	0	0	0	0	1,532	
Total:		Male	6	0	1	5	13	0	34	32	2	10	48	5	1	4	6	653	364	4	148	1	2	133	1	7	235	11	159	12	53	0	0	0	0	4,353

Arrests - Races State Totals 2017		Carson City So	COUNTY: Churchill	Churchill Co	Fallen PD	COUNTY: Clark	Boulder PD	Clark Co School Dist	College of SNV	Wenderson PD	LV Metro	LV Fire & Rescue	Mesquite PD	NLV Fire & Rescue	NUV PD	UNLV PD	Douglas Co	COUNTY: Elko	Carlin PD	Elko PD	Elko CO	West Wendover PD	Emmett Co	Lumbia Co	
Index Crime:		24																							
Murder and Nonnegligent Manslaughter	Male	0	0	0	0	9	0	0	0	0	6	0	0	0	3	0	0	0	0	0	0	0	0	0	0
	Female	0	0	0	0	0	0	0	0	0	0	0	0	0	0	0	0	0	0	0	0	0	0	0	0
Manslaughter by Negligence	Male	0	0	0	0	0	0	0	0	0	0	0	0	0	0	0	0	0	0	0	0	0	0	0	0
	Female	0	0	0	0	0	0	0	0	0	0	0	0	0	0	0	0	0	0	0	0	0	0	0	0
Rape	Male	1	1	1	0	8	0	0	0	1	4	0	0	0	3	0	0	0	0	0	0	0	0	0	0
	Female	0	0	0	0	0	0	0	0	0	0	0	0	0	0	0	0	0	0	0	0	0	0	0	0
Robbery	Male	0	0	0	0	38	0	0	0	3	34	0	0	0	1	0	0	0	0	0	0	0	0	0	0
	Female	0	0	0	0	12	0	0	0	0	11	0	0	0	1	0	0	0	0	0	0	0	0	0	0
Aggravated Assault (Return A - 4a-d)	Male	8	1	0	1	74	0	0	0	6	48	0	0	0	20	0	1	2	2	0	0	0	0	0	0
	Female	3	0	0	0	40	0	0	0	2	26	0	0	0	12	0	0	0	0	0	0	0	0	0	0
Burglary - Breaking or Entering	Male	9	0	0	0	47	0	1	0	6	35	0	0	0	5	0	1	0	0	0	0	0	0	0	0
	Female	0	0	0	0	22	0	0	0	3	17	0	0	0	2	0	0	0	0	0	0	0	0	0	0
Larceny - Theft (Except Motor Vehicle Theft)	Male	4	0	0	0	78	0	0	0	35	52	0	0	0	11	0	2	4	0	4	0	0	0	0	0
	Female	1	0	0	0	77	0	0	0	9	60	0	0	0	8	0	0	1	0	1	0	0	0	0	0
Motor Vehicle Theft	Male	0	0	0	0	11	0	0	0	8	0	0	0	3	0	0	0	0	0	0	0	0	0	0	0
	Female	0	0	0	0	4	0	0	0	3	0	0	0	0	1	0	0	0	0	0	0	0	0	0	0
Arson	Male	0	0	0	0	1	0	0	0	0	0	0	0	0	0	0	0	0	0	0	0	0	0	0	0
	Female	0	0	0	0	1	0	0	0	0	1	0	0	0	0	0	0	0	0	0	0	0	0	0	0
Total Index Crimes Violations:	Male	22	2	1	1	266	0	1	0	31	188	0	0	0	46	0	4	6	2	4	0	0	0	0	0
	Female	4	0	0	0	156	0	0	0	14	118	0	0	0	23	1	0	1	0	1	0	0	0	0	0
Other Offenses:		24																							
Other Assaults (Return A - 4e)	Male	0	2	1	1	310	0	0	0	39	253	0	1	0	17	0	5	0	0	0	0	0	0	0	0
	Female	3	2	0	2	220	1	0	0	15	197	0	2	0	5	0	7	2	0	0	0	2	0	1	0
Forgery and Counterfeiting	Male	0	0	0	0	8	0	0	0	0	7	0	0	0	1	0	0	1	0	0	0	1	0	0	0
	Female	0	0	0	0	2	0	0	0	0	1	0	0	0	1	0	0	0	0	0	0	0	0	0	0
Fraud	Male	1	0	0	0	14	0	0	0	1	13	0	0	0	0	0	0	0	0	0	0	0	0	0	0
	Female	0	0	0	0	8	0	0	0	0	5	0	0	0	3	0	0	0	0	0	0	0	0	0	0
Embezzlement	Male	0	0	0	0	4	0	0	0	0	4	0	0	0	0	0	0	0	0	0	0	0	0	0	0
	Female	0	0	0	0	1	0	0	0	0	1	0	0	0	0	0	0	0	0	0	0	0	0	0	0
Stolen Property: Buying, Receiving, Possessing	Male	0	0	0	0	38	0	0	0	0	35	0	0	0	3	0	0	1	1	0	0	0	0	0	0
	Female	1	0	0	0	17	0	0	0	3	14	0	0	0	0	0	0	0	0	0	0	0	0	0	0
Vandalism	Male	2	0	0	0	30	0	0	0	2	26	0	0	0	2	0	1	1	0	0	1	0	0	0	0
	Female	0	0	0	0	13	0	0	0	0	11	0	0	0	2	0	0	0	0	0	0	0	0	0	0
Weapons: Carrying, Possessing, etc.	Male	0	0	0	0	56	0	1	0	2	50	0	0	0	3	0	1	1	0	0	1	0	1	0	0
	Female	0	0	0	0	6	0	0	0	0	6	0	0	0	0	0	0	0	0	0	0	0	0	0	0
Total Other Offense Violations:	Male	3	2	1	1	460	0	1	0	44	388	0	1	0	26	0	7	4	1	0	2	1	1	0	0
	Female	4	2	0	2	267	1	0	0	18	235	0	2	0	11	0	7	2	0	0	0	2	0	1	0
Prostitution and Commercialized Vice:		24																							
Prostitution	Male	0	0	0	0	5	0	0	0	0	5	0	0	0	0	0	0	0	0	0	0	0	0	0	0
	Female	0	0	0	0	158	0	0	0	0	158	0	0	0	0	0	1	0	0	0	0	0	0	0	0
Assisting or Promoting Prostitution	Male	0	0	0	0	0	0	0	0	0	0	0	0	0	0	0	0	0	0	0	0	0	0	0	0
	Female	0	0	0	0	0	0	0	0	0	0	0	0	0	0	0	0	0	0	0	0	0	0	0	0
Purchasing Prostitution	Male	0	0	0	0	0	0	0	0	0	0	0	0	0	0	0	0	0	0	0	0	0	0	0	0
	Female	0	0	0	0	0	0	0	0	0	0	0	0	0	0	0	0	0	0	0	0	0	0	0	0
Sex Offenses (Except Forcible Rape and Prostitution)	Male	1	0	0	0	9	0	0	0	1	7	0	0	0	0	1	0	0	0	0	0	0	0	0	0
	Female	0	0	0	0	3	0	0	0	0	3	0	0	0	0	0	0	0	0	0	0	0	0	0	0
Total Prostitution & Commercialized Vice Violations:	Male	1	0	0	0	14	0	0	0	1	12	0	0	0	0	1	0	0	0	0	0	0	0	0	0
	Female	0	0	0	0	161	0	0	0	0	161	0	0	0	0	0	1	0	0	0	0	0	0	0	0
Drug Abuse Violations:		24																							
Sale/Manufacturing:		24																							
Opium or Cocaine and Their Derivatives (Morphine, Heroin, Codeine)	Male	0	0	0	0	8	0	0	0	0	8	0	0	0	0	0	0	0	0	0	0	0	0	0	0
	Female	1	0	0	0	4	0	0	1	0	3	0	0	0	0	0	0	0	0	0	0	0	0	0	0
Marijuana	Male	1	0	0	0	27	0	0	0	0	26	0	1	0	0	0	0	0	0	0	0	0	0	0	0
	Female	0	0	0	0	3	0	0	0	0	3	0	0	0	0	0	0	0	0	0	0	0	0	0	0
Synthetic Narcotics - Manufactured Narcotics Which Can Cause True Drug Addiction (Demerol, Methadone)	Male	0	0	0	0	5	0	0	0	0	5	0	0	0	0	0	1	0	0	0	0	0	0	0	0
	Female	0	0	0	0	2	0	0	0	0	2	0	0	0	0	0	0	0	0	0	0	0	0	0	0
Other - Dangerous Nonnarcotic Drugs (Barbiturates, Benzadrine)	Male	0	0	0	0	4	0	0	0	1	2	0	1	0	0	0	2	0	0	0	0	0	0	0	0
	Female	0	0	0	0	2	0	0	0	0	2	0	0	0	0	0	0	0	0	0	0	0	0	0	0
Possession:		6	0	0	0	195	0	1	0	26	136	0	2	0	30	0	5	2	1	1	0	0	0	0	0
Opium or Cocaine and Their Derivatives (Morphine, Heroin, Codeine)	Male	3	0	0	0	29	0	1	0	0	25	0	0	0	3	0	0	0	0	0	0	0	0	0	0
	Female	1	0	0	0	12	0	0	0	11	0	0	0	1	0	0	0	0	0	0	0	0	0	0	0
Marijuana	Male	1	0	0	0	13	0	0	0	11	0	0	0	2	0	1	1	1	0	0	0	0	0	0	0
	Female	0	0	0	0	2	0	0	0	0	2	0	0	0	0	0	0	0	0	0	0	0	0	0	0
Synthetic Narcotics - Manufactured Narcotics Which Can Cause True Drug Addiction (Demerol, Methadone)	Male	0	0	0	0	23	0	0	0	0	23	0	0	0	0	0	1	0	1	0	0	0	0	0	0
	Female	1	0	0	0	13	0	0	0	12	0	1	0	0	0	0	0	0	0	0	0	0	0	0	0
Other - Dangerous Nonnarcotic Drugs (Barbiturates, Benzadrine)	Male	0	0	0	0	79	0	0	0	19	42	0	1	0	17	0	4	0	0	0	0	0	0	0	0
	Female	0	0	0	0	24	0	0	0	7	10	0	0	0	7	0	0	0	0	0	0	0	0	0	0
Total Drug Abuse Violations:	Male	5	0	0	0	188	0	1	0	20	142	0	3	0	22	0	8	2	1	1	0	0	0	0	0
	Female	3	0	0	0	62	0	0	1	7	45	0	1	0	8	0	0	0	0	0	0	0	0	0	0

Arrests - Races State Totals 2017		Carson City So	COUNTY: Churchill	Churchill Co	Fallon PD	COUNTY: Clark	Boulder PD	Clark Co School Dist	College of SNV	Henderson PD	LV Metro	LV Fire & Rescue	Mesquite PD	NLV Fire & Rescue	NLV PD	UNLV PD	Douglas Co	COUNTY: Elko	Carlin PD	Elko PD	Elko CD	West Wendover PD	Esmeralda Co	Eureka Co
Gambling:		24																						
Bookmaking (Horse and Sport Book)	Male	0	0	0	0	0	0	0	0	0	0	0	0	0	0	0	0	0	0	0	0	0	0	0
	Female	0	0	0	0	0	0	0	0	0	0	0	0	0	0	0	0	0	0	0	0	0	0	0
Numbers and Lottery	Male	0	0	0	0	0	0	0	0	0	0	0	0	0	0	0	0	0	0	0	0	0	0	0
	Female	0	0	0	0	0	0	0	0	0	0	0	0	0	0	0	0	0	0	0	0	0	0	0
All Other Gambling	Male	0	0	0	0	0	0	0	0	0	0	0	0	0	0	0	0	0	0	0	0	0	0	0
	Female	0	0	0	0	0	0	0	0	0	0	0	0	0	0	0	0	0	0	0	0	0	0	0
Total Gambling Violations:		Male	0	0	0	0	0	0	0	0	0	0	0	0	0	0	0	0	0	0	0	0	0	0
	Female	0	0	0	0	0	0	0	0	0	0	0	0	0	0	0	0	0	0	0	0	0	0	0
Miscellaneous:		24																						
Offenses Against the Family and Children	Male	0	0	0	0	4	0	0	0	1	2	0	0	0	1	0	0	3	0	2	1	0	0	0
	Female	0	0	0	0	7	0	0	0	3	4	0	0	0	0	0	0	0	0	0	0	0	0	0
Driving Under the Influence	Male	3	1	0	1	183	1	0	0	16	155	0	3	0	8	0	5	2	0	1	1	0	0	0
	Female	1	0	0	0	55	0	0	0	6	45	0	1	0	3	0	1	3	1	1	1	0	0	0
Liquor Laws	Male	1	0	0	0	13	0	0	0	13	0	0	0	0	0	0	0	0	0	0	0	0	0	0
	Female	0	0	0	0	1	0	0	0	1	0	0	0	0	0	0	0	0	0	0	0	0	0	0
Drunkenness	Male	0	0	0	0	0	0	0	0	0	0	0	0	0	0	0	1	0	0	0	0	0	0	0
	Female	0	0	0	0	0	0	0	0	0	0	0	0	0	0	0	0	0	0	0	0	0	0	0
Disorderly Conduct	Male	0	1	0	1	15	0	0	0	11	0	1	0	3	0	5	1	0	1	0	0	0	0	0
	Female	0	0	0	0	10	0	0	0	8	0	0	0	2	0	3	1	0	0	1	0	0	0	0
Vagrancy	Male	0	0	0	0	20	0	0	0	20	0	0	0	0	0	0	0	0	0	0	0	0	0	0
	Female	0	0	0	0	2	0	0	0	2	0	0	0	0	0	0	0	0	0	0	0	0	0	0
All Other Offenses (Except Traffic)	Male	43	4	1	3	688	0	3	0	101	528	0	2	0	53	1	17	24	2	9	10	3	0	0
	Female	14	1	0	1	513	0	0	0	55	495	0	2	0	21	0	5	7	1	2	2	2	0	0
Suspicion	Male	0	0	0	0	0	0	0	0	0	0	0	0	0	0	0	0	0	0	0	0	0	0	0
	Female	0	0	0	0	0	0	0	0	0	0	0	0	0	0	0	0	0	0	0	0	0	0	0
Total Miscellaneous Violations:		Male	47	6	1	5	923	1	3	0	118	729	0	6	0	65	1	28	30	2	13	12	3	0
	Female	15	1	0	1	588	0	0	0	64	495	0	3	0	26	0	9	11	2	3	4	2	0	0
Human Trafficking:		24																						
Human Trafficking/ Commercial Sex Acts	Male	0	0	0	0	0	0	0	0	0	0	0	0	0	0	0	0	0	0	0	0	0	0	0
	Female	0	0	0	0	0	0	0	0	0	0	0	0	0	0	0	0	0	0	0	0	0	0	0
Human Trafficking/ Involuntary Servitude	Male	0	0	0	0	0	0	0	0	0	0	0	0	0	0	0	0	0	0	0	0	0	0	0
	Female	0	0	0	0	0	0	0	0	0	0	0	0	0	0	0	0	0	0	0	0	0	0	0
Total Human Trafficking Violations:		Male	0	0	0	0	0	0	0	0	0	0	0	0	0	0	0	0	0	0	0	0	0	0
	Female	0	0	0	0	0	0	0	0	0	0	0	0	0	0	0	0	0	0	0	0	0	0	0
Total Arrests:	Male	78	10	3	7	1,851	1	6	0	214	1,459	0	10	0	159	2	47	42	6	18	14	4	1	0
24 Years of Age	Female	26	3	0	3	1,234	1	0	1	103	1,054	0	6	0	68	1	17	14	2	4	4	4	0	1
Total:		104	13	3	10	3,085	2	6	1	317	2,513	0	16	0	227	3	64	56	8	22	18	8	1	1

Arrests - Races State Totals 2017		CO. COUNTY: Humboldt	Humboldt School Dist	Humboldt Co	Winnemucca PD	Lander Co	Lincoln Co	CO. COUNTY: Lyon	Lyon Co	Yerington PD	Mineral Co	Nye Co	CO. COUNTY: Pershing	Lowell PD	Pershing Co	Storey Co	CO. COUNTY: Washoe	Reno PD	Reno-Tahoe Airport Auth	Sparks PD	UNR	Washoe School Dist	Washoe Co	Reno Muni Court	White Pine Co	CO. COUNTY: Statewide	NCA	NHP - Southern	NHP - Northeastern	NHP - Northwestern	Capital Police	Fire Marshal	Secretary of State	Attorney General	24		
Index Crime:		24																																			
Murder and Nonnegligent Manslaughter	Male	0	0	0	0	0	0	0	0	0	0	0	0	0	0	0	0	0	0	0	0	0	0	0	0	0	0	0	0	0	0	0	0	0	9		
	Female	0	0	0	0	0	0	0	0	0	0	0	0	0	0	0	0	0	0	0	0	0	0	0	0	0	0	0	0	0	0	0	0	0	0		
Manslaughter by Negligence	Male	0	0	0	0	0	0	0	0	0	0	0	0	0	0	0	0	0	0	0	0	0	0	0	0	0	0	0	0	0	0	0	0	0	0		
	Female	0	0	0	0	0	0	0	0	0	0	0	0	0	0	0	0	0	0	0	0	0	0	0	0	0	0	0	0	0	0	0	0	0	0		
Rape	Male	0	0	0	0	0	0	0	0	0	0	0	0	0	0	0	0	0	0	0	0	0	0	0	0	0	0	0	0	0	0	0	0	0	10		
	Female	0	0	0	0	0	0	0	0	0	0	0	0	0	0	0	0	0	0	0	0	0	0	0	0	0	0	0	0	0	0	0	0	0	0		
Robbery	Male	0	0	0	0	0	0	0	0	0	0	0	0	0	0	0	0	16	32	0	3	0	0	1	0	0	0	0	0	0	0	0	0	0	54		
	Female	0	0	0	0	0	0	0	0	0	0	0	0	0	0	0	0	0	0	0	0	0	0	0	0	0	0	0	0	0	0	0	0	0	12		
Aggravated Assault (Return A - 4a-d)	Male	0	0	0	0	0	0	1	1	0	0	1	0	0	0	0	0	41	39	0	9	0	13	0	0	0	0	0	0	0	0	0	0	0	129		
	Female	0	0	0	0	0	0	0	0	0	0	1	0	0	0	0	0	11	4	0	5	0	2	0	0	0	0	0	0	0	0	0	0	0	55		
Burglary - Breaking or Entering	Male	1	0	1	0	0	1	2	2	0	1	0	0	0	0	0	0	37	21	0	11	0	5	0	1	2	2	0	0	0	0	0	0	0	102		
	Female	0	0	0	0	0	0	0	0	0	0	0	0	0	0	0	0	24	19	0	4	0	1	0	1	0	0	0	0	0	0	0	0	0	47		
Larceny - Theft (Except Motor Vehicle Theft)	Male	1	0	0	1	0	0	4	3	1	0	0	0	0	0	0	0	18	7	0	11	0	0	0	0	0	0	0	0	0	0	0	0	0	111		
	Female	1	0	0	1	0	0	0	0	0	1	0	0	0	0	0	1	8	5	0	3	0	0	0	0	0	0	0	0	0	0	0	0	0	90		
Motor Vehicle Theft	Male	0	0	0	0	0	1	2	2	0	0	0	0	0	0	0	0	13	9	0	0	0	4	0	0	0	0	0	0	0	0	0	0	0	27		
	Female	0	0	0	0	0	0	0	0	0	0	0	0	0	0	0	0	2	2	0	0	0	0	0	0	0	0	0	0	0	0	0	0	0	6		
Anson	Male	0	0	0	0	0	0	0	0	0	0	0	0	0	0	0	0	0	0	0	0	0	0	0	0	0	0	0	0	0	0	0	0	0	1		
	Female	0	0	0	0	0	0	0	0	0	0	0	0	0	0	0	0	0	0	0	0	0	0	0	0	0	0	0	0	0	0	0	0	0	1		
Total Index Crimes Violations:	Male	2	0	1	1	0	2	9	8	1	1	1	0	0	0	0	0	125	68	0	34	0	23	0	1	2	2	0	0	0	0	0	0	0	443		
	Female	1	0	0	1	0	0	0	0	0	1	1	0	0	0	0	1	45	30	0	12	0	3	0	1	0	0	0	0	0	0	0	0	0	211		
Other Offenses:		YTD																																			
Other Assaults (Return A - 4e)	Male	1	0	0	1	0	0	10	10	0	0	0	0	0	0	0	0	27	19	0	6	1	0	1	0	0	0	0	0	0	0	0	0	0	355		
	Female	0	0	0	0	0	0	5	3	2	0	0	0	0	0	0	0	7	4	0	2	0	0	1	0	0	0	0	0	0	0	0	0	0	247		
Forgery and Counterfeiting	Male	0	0	0	0	0	0	0	0	0	1	0	0	0	0	0	0	0	0	0	0	0	0	0	0	0	0	0	0	0	0	0	0	0	10		
	Female	0	0	0	0	0	0	0	0	0	0	0	0	0	0	0	0	1	1	0	0	0	0	0	0	0	0	0	0	0	0	0	0	0	7		
Fraud	Male	0	0	0	0	0	0	0	0	0	1	0	0	0	0	0	0	9	2	0	2	0	5	0	3	1	1	1	0	0	0	0	0	0	29		
	Female	0	0	0	0	0	0	1	1	0	0	0	0	0	0	0	0	6	4	0	0	0	2	0	0	0	0	0	0	0	0	0	0	0	15		
Embezzlement	Male	0	0	0	0	1	0	1	1	0	0	0	0	0	0	0	0	0	0	0	0	0	0	0	0	0	0	0	0	0	0	0	0	0	6		
	Female	0	0	0	0	0	0	0	0	0	0	0	0	0	0	0	0	0	0	0	0	0	0	0	0	0	0	0	0	0	0	0	0	0	2		
Stolen Property: Buying, Receiving, Possessing	Male	0	0	0	0	0	0	1	1	0	0	0	0	0	0	0	0	5	2	0	1	0	0	2	0	0	0	0	0	0	0	0	0	0	45		
	Female	0	0	0	0	0	0	0	0	0	0	0	0	0	0	0	0	5	5	0	0	0	0	0	0	0	0	0	0	0	0	0	0	0	23		
Vandalism	Male	0	0	0	0	0	0	0	0	0	1	0	0	0	0	0	0	6	4	0	1	0	0	1	0	0	2	1	1	0	0	0	0	0	43		
	Female	0	0	0	0	0	0	0	0	0	0	0	0	0	0	0	0	2	2	0	0	0	0	0	0	0	0	0	0	0	0	0	0	0	16		
Weapons: Carrying, Possessing, etc.	Male	0	0	0	0	0	0	0	0	0	0	0	0	0	0	0	0	6	3	1	0	0	2	0	0	0	0	0	0	0	0	0	0	0	67		
	Female	0	0	0	0	0	0	0	0	0	0	0	0	0	0	0	0	0	0	0	0	0	0	0	0	0	0	0	0	0	0	0	0	0	7		
Total Other Offense Violations:	Male	1	0	0	1	1	0	12	12	0	3	3	0	0	0	0	0	53	30	1	10	1	0	11	0	5	2	2	1	0	0	0	0	0	555		
	Female	0	0	0	0	0	0	6	4	2	0	3	0	0	0	0	0	21	16	0	2	0	3	0	0	4	0	2	0	1	0	0	0	0	1	317	
Prostitution and Commercialized Vice:		YTD																																			
Prostitution	Male	0	0	0	0	0	0	0	0	0	0	0	0	0	0	0	0	0	0	0	0	0	0	0	0	0	0	0	0	0	0	0	0	0	5		
	Female	0	0	0	0	0	0	1	1	0	0	0	0	0	0	0	0	1	1	0	0	0	0	0	0	0	0	0	0	0	0	0	0	0	162		
Assisting or Promoting Prostitution	Male	0	0	0	0	0	0	0	0	0	0	0	0	0	0	0	0	0	0	0	0	0	0	0	0	0	0	0	0	0	0	0	0	0	0		
	Female	0	0	0	0	0	0	0	0	0	0	0	0	0	0	0	0	0	0	0	0	0	0	0	0	0	0	0	0	0	0	0	0	0	0		
Purchasing Prostitution	Male	0	0	0	0	0	0	0	0	0	0	0	0	0	0	0	0	0	0	0	0	0	0	0	0	0	0	0	0	0	0	0	0	0	0		
	Female	0	0	0	0	0	0	0	0	0	0	0	0	0	0	0	0	0	0	0	0	0	0	0	0	0	0	0	0	0	0	0	0	0	0		
Sex Offenses (Except Forcible Rape and Prostitution)	Male	0	0	0	0	0	0	0	0	0	0	0	0	0	0	0	0	4	1	0	1	0	2	0	0	0	0	0	0	0	0	0	0	0	14		
	Female	0	0	0	0	0	0	0	0	0	0	0	0	0	0	0	0	0	0	0	0	0	0	0	0	0	0	0	0	0	0	0	0	0	3		
Total Prostitution & Commercialized Vice Violations:	Male	0	0	0	0	0	0	0	0	0	0	0	0	0	0	0	0	4	1	0	1	0	2	0	0	0	0	0	0	0	0	0	0	0	19		
	Female	0	0	0	0	0	0	1	1	0	0	0	0	0	0	0	0	1	1	0	0	0	0	0	0	0	0	0	0	0	0	0	0	0	165		
Drug Abuse Violations:		YTD																																			
Sale/Manufacturing:		0																																			
Opium or Cocaine and Their Derivatives (Morphine, Heroin, Codeine)	Male</																																				

Arrests - Races State Totals 2017		COUNTY: Humboldt	Humboldt School Dist	Humboldt Co	Winnemucca PD	Lander Co	Lincoln Co	COUNTY: Lyon	Lyon Co	Yerington PD	Mineral Co	Nye Co	COUNTY: Persim	Lovelock PD	Pershing Co	Storey Co	COUNTY: Washoe	Reno PD	Reno-Tahoe Airport Auth	Sparks PD	UNR	Washoe School Dist	Washoe Co	Reno Muni Court	White Pine Co	COUNTY: Statewide	NDI	NHP - Southern	NHP - Northeastern	NHP - Northwestern	Capital Police	Fire Marshal	Secretary of State	Attorney General	YTD		
Gambling:																																					YTD
Bookmaking (Horse and Sport Book)	Male	0	0	0	0	0	0	0	0	0	0	0	0	0	0	0	0	0	0	0	0	0	0	0	0	0	0	0	0	0	0	0	0	0	0		
	Female	0	0	0	0	0	0	0	0	0	0	0	0	0	0	0	0	0	0	0	0	0	0	0	0	0	0	0	0	0	0	0	0	0	0		
Numbers and Lottery	Male	0	0	0	0	0	0	0	0	0	0	0	0	0	0	0	0	0	0	0	0	0	0	0	0	0	0	0	0	0	0	0	0	0	0		
	Female	0	0	0	0	0	0	0	0	0	0	0	0	0	0	0	0	0	0	0	0	0	0	0	0	0	0	0	0	0	0	0	0	0	0		
All Other Gambling	Male	0	0	0	0	0	0	0	0	0	0	0	0	0	0	0	0	0	0	0	0	0	0	0	0	0	0	0	0	0	0	0	0	0	0		
	Female	0	0	0	0	0	0	0	0	0	0	0	0	0	0	0	0	0	0	0	0	0	0	0	0	0	0	0	0	0	0	0	0	0	0		
Total Gambling Violations:		Male	0	0	0	0	0	0	0	0	0	0	0	0	0	0	0	0	0	0	0	0	0	0	0	0	0	0	0	0	0	0	0	0	0		
	Female	0	0	0	0	0	0	0	0	0	0	0	0	0	0	0	0	0	0	0	0	0	0	0	0	0	0	0	0	0	0	0	0	0	0		
Miscellaneous:																																					YTD
Offenses Against the Family and Children	Male	0	0	0	0	0	0	0	0	0	1	0	0	0	0	0	0	7	5	0	1	0	0	1	0	0	1	0	1	0	0	0	0	0	0	16	
	Female	0	0	0	0	0	0	0	0	0	0	0	1	0	0	0	0	3	2	0	0	0	0	1	0	0	1	0	0	0	0	0	0	0	0	12	
Driving Under the Influence	Male	0	0	0	0	0	3	3	0	2	1	0	0	0	0	0	1	51	30	0	7	0	0	14	0	0	91	0	68	2	21	0	0	0	0	343	
	Female	0	0	0	0	0	1	0	1	0	0	0	0	0	0	0	13	7	0	0	0	0	6	0	0	46	0	34	4	8	0	0	0	0	120		
Liquor Laws	Male	0	0	0	0	0	1	1	0	0	0	0	0	0	0	0	18	18	0	0	0	0	0	0	0	1	0	0	0	1	0	0	0	0	34		
	Female	0	0	0	0	0	0	0	0	0	1	0	0	0	0	0	0	0	0	0	0	0	0	0	0	0	0	0	0	0	0	0	0	0	2		
Drunkenness	Male	0	0	0	0	0	1	1	0	0	3	0	0	0	0	0	0	0	0	0	0	0	0	0	0	0	1	1	0	0	0	0	0	0	6		
	Female	0	0	0	0	0	0	0	0	0	2	4	0	0	0	0	0	0	0	0	0	0	0	0	0	0	1	0	0	0	0	0	0	0	7		
Disorderly Conduct	Male	0	0	0	0	0	2	2	0	2	0	0	0	0	0	0	3	0	0	0	3	0	0	0	0	0	1	0	1	0	0	0	0	0	30		
	Female	0	0	0	0	0	0	0	0	1	0	0	0	0	0	0	0	0	0	0	0	0	0	0	0	0	0	0	0	0	0	0	0	0	15		
Vagrancy	Male	0	0	0	0	0	0	0	0	0	0	0	0	0	0	0	1	1	0	0	0	0	0	0	0	0	0	0	0	0	0	0	0	0	21		
	Female	0	0	0	0	0	0	0	0	0	0	0	0	0	0	0	0	0	0	0	0	0	0	0	0	0	0	0	0	0	0	0	0	0	2		
All Other Offenses (Except Traffic)	Male	4	0	0	4	2	1	5	3	2	3	23	5	1	4	7	270	141	0	56	0	73	0	2	69	3	39	7	19	1	0	0	0	0	1,167		
	Female	0	0	0	0	1	0	1	1	0	16	0	0	0	0	0	88	44	0	23	0	0	21	0	1	27	1	17	1	7	1	0	0	0	674		
Suspicion	Male	0	0	0	0	0	0	0	0	0	0	0	0	0	0	0	0	0	0	0	0	0	0	0	0	0	0	0	0	0	0	0	0	0	0		
	Female	0	0	0	0	0	0	0	0	0	0	0	0	0	0	0	0	0	0	0	0	0	0	0	0	0	0	0	0	0	0	0	0	0	0		
Total Miscellaneous Violations:		Male	4	0	0	4	2	1	12	10	2	8	27	5	1	4	8	350	195	0	67	0	0	88	0	2	164	4	109	9	41	1	0	0	0	1,617	
	Female	0	0	0	0	1	0	2	1	1	4	21	0	0	0	0	104	53	0	23	0	0	28	0	1	75	1	51	5	17	1	0	0	0	832		
Human Trafficking:																																					YTD
Human Trafficking/ Commercial Sex Acts	Male	0	0	0	0	0	0	0	0	0	0	0	0	0	0	0	0	0	0	0	0	0	0	0	0	0	0	0	0	0	0	0	0	0	0		
	Female	0	0	0	0	0	0	0	0	0	0	0	0	0	0	0	0	0	0	0	0	0	0	0	0	0	0	0	0	0	0	0	0	0	0		
Human Trafficking/ Involuntary Servitude	Male	0	0	0	0	0	0	0	0	0	0	0	0	0	0	0	0	0	0	0	0	0	0	0	0	0	0	0	0	0	0	0	0	0	0		
	Female	0	0	0	0	0	0	0	0	0	0	0	0	0	0	0	0	0	0	0	0	0	0	0	0	0	0	0	0	0	0	0	0	0	0		
Total Human Trafficking Violations:		Male	0	0	0	0	0	0	0	0	0	0	0	0	0	0	0	0	0	0	0	0	0	0	0	0	0	0	0	0	0	0	0	0	0		
	Female	0	0	0	0	0	0	0	0	0	0	0	0	0	0	0	0	0	0	0	0	0	0	0	0	0	0	0	0	0	0	0	0	0	0		
Total Arrests:		Male	7	0	1	6	3	4	36	33	3	14	32	6	1	5	8	535	294	1	112	1	0	127	0	3	174	11	111	10	41	1	0	0	0	2,851	
24 Years of Age	Female	1	0	0	1	2	0	12	9	3	7	25	1	0	1	1	173	100	0	38	0	0	35	0	2	82	2	55	5	18	1	0	0	1	1,601		
Total:			8	0	1	7	5	4	48	42	6	21	57	7	6	9	708	394	1	150	1	0	162	0	5	256	13	166	15	59	2	0	0	1	4,452		

Arrests - Races State Totals 2017		Exxon City So	COUNTY: Churchill	Churchill Co	Fallen PD	COUNTY: Clark	Boulder PD	Clark Co School Dist	College of SNV	Henderson PD	LV Metro	LV Fire & Rescue	Mequiter PD	NLV Fire & Rescue	NLV PD	UNLV PD	Douglas Co	COUNTY: Elko	Carlin PD	Elko PD	Elko CO	West Wendover PD	Esmeralda Co	Eureka Co	
<b>Index Crime:</b>		<b>25 - 29</b>																							
Murder and Nonnegligent Manslaughter	Male	1	0	0	0	20	0	0	0	0	19	0	0	0	1	0	0	0	0	0	0	0	0	0	0
	Female	0	0	0	0	8	0	0	0	0	1	7	0	0	0	0	0	0	0	0	0	0	0	0	0
Manslaughter by Negligence	Male	0	0	0	0	0	0	0	0	0	0	0	0	0	0	0	0	0	0	0	0	0	0	0	0
	Female	0	0	0	0	2	0	0	0	0	2	0	0	0	0	0	0	0	0	0	0	0	0	0	0
Rape	Male	2	0	0	0	29	0	0	0	1	26	0	1	0	1	0	0	0	0	0	0	0	0	0	0
	Female	0	0	0	0	0	0	0	0	0	0	0	0	0	0	0	0	0	0	0	0	0	0	0	0
Robbery	Male	0	0	0	0	176	0	0	0	11	150	0	0	0	14	1	0	0	0	0	0	0	0	0	0
	Female	0	0	0	0	41	0	0	0	3	38	0	0	0	0	1	1	0	1	0	0	0	0	0	0
Aggravated Assault (Return A - 4a-d)	Male	17	3	0	3	392	1	1	0	16	296	0	2	0	76	0	2	13	0	2	9	2	0	0	0
	Female	12	0	0	0	151	0	0	0	2	106	0	0	0	43	0	0	2	0	0	0	1	1	0	0
Burglary - Breaking or Entering	Male	12	2	1	1	264	0	1	0	38	203	0	4	0	18	0	4	9	0	6	1	2	0	0	0
	Female	5	0	0	0	82	0	0	0	11	61	0	0	0	10	0	3	0	0	0	0	0	0	0	0
Larceny - Theft (Except Motor Vehicle Theft)	Male	15	6	1	5	518	1	0	1	88	383	0	9	0	35	1	10	6	0	4	0	2	0	0	0
	Female	10	1	0	1	314	0	0	0	58	222	0	7	0	26	1	6	3	0	2	0	1	0	0	0
Motor Vehicle Theft	Male	2	0	0	0	63	0	0	0	3	55	0	0	0	5	0	3	0	1	2	0	0	0	0	0
	Female	1	0	0	0	23	0	0	0	1	18	0	0	0	4	0	0	0	0	0	0	0	0	0	0
Arson	Male	1	0	0	0	3	0	0	0	0	1	0	0	0	2	0	0	0	0	0	0	0	0	0	0
	Female	0	0	0	0	1	0	0	0	0	0	0	0	0	1	0	0	0	0	0	0	0	0	0	0
Total Index Crimes Violations:		Male	50	11	2	9	1,465	2	2	1	157	1,133	0	16	0	152	2	16	31	0	13	12	6	0	0
	Female	28	1	0	1	622	0	0	0	78	452	0	7	0	84	1	10	6	0	3	1	2	0	0	0
<b>Other Offenses:</b>		<b>25 - 29</b>																							
Other Assaults (Return A - 4e)	Male	9	11	8	3	1,657	1	0	0	179	1,416	1	10	0	48	2	31	26	0	7	12	7	0	1	0
	Female	1	4	3	1	898	0	1	0	90	769	0	5	0	33	0	14	13	0	8	1	4	0	0	0
Forgery and Counterfeiting	Male	1	0	0	0	50	0	0	0	9	37	0	1	0	3	0	0	2	0	0	0	2	0	0	0
	Female	1	0	0	0	23	0	0	0	4	18	0	1	0	0	0	1	1	0	1	0	0	0	0	0
Fraud	Male	9	1	1	0	127	0	0	0	15	107	0	0	0	5	0	2	4	0	0	4	0	1	0	0
	Female	4	0	0	0	84	0	0	0	14	68	0	0	0	2	0	2	1	0	0	0	1	0	0	0
Embezzlement	Male	1	0	0	0	17	0	0	0	1	16	0	0	0	0	0	1	0	0	0	0	0	0	0	0
	Female	2	0	0	0	13	0	0	0	2	11	0	0	0	0	0	0	0	0	0	0	0	0	0	0
Stolen Property: Buying, Receiving, Possessing	Male	2	2	1	1	236	0	1	0	25	195	0	3	0	11	1	6	2	0	0	1	1	0	0	0
	Female	0	0	0	0	59	0	0	0	7	45	0	1	0	6	0	1	1	0	1	0	0	0	0	0
Vandalism	Male	2	0	0	0	125	1	0	0	11	102	0	0	0	10	1	1	3	0	0	2	1	0	0	1
	Female	0	0	0	0	35	0	0	0	1	31	0	0	0	3	0	0	1	0	0	1	0	0	0	0
Weapons: Carrying, Possessing, etc.	Male	2	1	1	0	292	1	0	1	20	253	0	2	0	16	1	3	3	0	0	1	2	0	0	0
	Female	1	0	0	0	22	0	0	0	4	17	0	0	0	1	0	0	0	0	0	0	0	1	0	0
Total Other Offense Violations:		Male	26	15	11	4	2,504	3	1	1	260	2,124	1	16	0	93	5	44	40	0	7	20	13	1	2
	Female	9	4	3	1	1,134	0	1	1	122	959	0	7	0	45	0	18	17	0	10	2	5	1	0	0
<b>Prostitution and Commercialized Vice:</b>		<b>25 - 29</b>																							
Prostitution	Male	0	0	0	0	28	0	0	0	1	27	0	0	0	0	0	0	0	0	0	0	0	0	0	0
	Female	0	0	0	0	592	0	0	0	0	592	0	0	0	0	0	0	0	0	0	0	0	0	0	0
Assisting or Promoting Prostitution	Male	0	0	0	0	3	0	0	0	0	3	0	0	0	0	0	0	0	0	0	0	0	0	0	0
	Female	0	0	0	0	1	0	0	0	0	1	0	0	0	0	0	0	0	0	0	0	0	0	0	0
Purchasing Prostitution	Male	0	0	0	0	2	0	0	0	0	2	0	0	0	0	0	0	0	0	0	0	0	0	0	0
	Female	0	0	0	0	1	0	0	0	0	1	0	0	0	0	0	0	0	0	0	0	0	0	0	0
Sex Offenses (Except Forcible Rape and Prostitution)	Male	1	0	0	0	64	0	1	0	3	60	0	0	0	0	0	2	0	0	0	0	0	0	0	0
	Female	0	0	0	0	6	0	0	0	0	6	0	0	0	0	0	0	0	0	0	0	0	0	0	0
Total Prostitution & Commercialized Vice Violations:		Male	1	0	0	97	0	1	0	4	92	0	0	0	0	0	2	0	0	0	0	0	0	0	0
	Female	0	0	0	0	600	0	0	0	0	600	0	0	0	0	0	0	0	0	0	0	0	0	0	0
<b>Drug Abuse Violations:</b>		<b>25 - 29</b>																							
Sale/Manufacturing:		0	0	0	0	295	0	0	0	11	267	0	14	0	3	0	5	2	0	0	1	1	0	0	0
Opium or Cocaine and Their Derivatives (Morphine, Heroin, Codeine)	Male	0	0	0	0	69	0	0	0	0	68	0	0	0	1	0	2	0	0	0	0	0	0	0	0
	Female	0	0	0	0	10	0	0	0	0	9	0	0	0	1	0	0	0	0	0	0	0	0	0	0
Marijuana	Male	0	0	0	0	162	0	0	0	0	101	0	0	0	1	0	0	1	0	0	0	0	1	0	0
	Female	0	0	0	0	7	0	0	0	0	7	0	0	0	0	0	0	0	0	0	0	0	0	0	0
Synthetic Narcotics - Manufactured Narcotics Which Can Cause True Drug Addiction (Demerol, Methadone)	Male	0	0	0	0	23	0	0	0	0	23	0	0	0	0	0	0	1	0	0	1	0	0	0	0
	Female	0	0	0	0	11	0	0	0	0	11	0	0	0	0	0	0	0	0	0	0	0	0	0	0
Other - Dangerous Nonnarcotic Drugs (Barbiturates, Benzadrine)	Male	0	0	0	0	61	0	0	0	11	40	0	10	0	0	0	1	0	0	0	0	0	0	0	0
	Female	0	0	0	0	12	0	0	0	0	8	0	4	0	0	0	2	0	0	0	0	0	0	0	0
Possession:		20	1	0	1	1,067	2	6	2	82	820	0	22	0	123	0	30	20	2	6	7	5	0	0	0
Opium or Cocaine and Their Derivatives (Morphine, Heroin, Codeine)	Male	9	0	0	0	175	0	0	0	2	157	0	0	0	16	0	1	3	0	1	0	2	0	0	0
	Female	6	0	0	0	56	0	0	1	0	52	0	0	0	3	0	1	2	0	2	0	0	0	0	0
Marijuana	Male	1	0	0	0	93	0	2	0	1	76	0	4	0	10	0	3	3	1	0	2	0	0	0	0
	Female	0	0	0	0	16	0	0	0	1	10	0	4	0	1	0	1	0	0	0	0	0	0	0	0
Synthetic Narcotics - Manufactured Narcotics Which Can Cause True Drug Addiction (Demerol, Methadone)	Male	1	1	0	1	186	0	1	1	1	180	0	1	0	2	0	0	5	0	2	2	1	0	0	0
	Female	3	0	0	0	47	1	0	0	0	46	0	0	0	0	0	0	1	0	1	0	0	0	0	0
Other - Dangerous Nonnarcotic Drugs (Barbiturates, Benzadrine)	Male	0	0	0	0	359	1	3	0	55	224	0	7	0	69	0	18	6	1	0	3	2	0	0	0
	Female	0	0	0	0	135	0	0	0	32	75	0	6	0	22	0	6	0	0	0	0	0	0	0	0
Total Drug Abuse Violations:		Male	11	1	0	1,068	1	6	1	70	869	0	22	0	99	0	25	19	2	3	8	6	0	0	0
	Female	9	0	0	0																				

Arrests - Races State Totals 2017		Cason City So	COUNTY: Churchill	Churchill Co	Fallon PD	COUNTY: Clark	Boulder PD	Clark Co School Dist	College of SNV	Henderson PD	LV Metro	LV Fire & Rescue	Masquata PD	NLV Fire & Rescue	NLV PD	UNLV PD	Douglas Co	COUNTY: Elko	Carlin PD	Elko PD	Elko CO	West Wendover PD	Esmeralda Co	Eureka Co	
Gambling:		25 - 29																							
Bookmaking (Horse and Sport Book)	Male	0	0	0	0	0	0	0	0	0	0	0	0	0	0	0	0	0	0	0	0	0	0	0	
	Female	0	0	0	0	0	0	0	0	0	0	0	0	0	0	0	0	0	0	0	0	0	0	0	
Numbers and Lottery	Male	0	0	0	0	0	0	0	0	0	0	0	0	0	0	0	0	0	0	0	0	0	0	0	
	Female	0	0	0	0	0	0	0	0	0	0	0	0	0	0	0	0	0	0	0	0	0	0	0	
All Other Gambling	Male	0	0	0	0	0	0	0	0	0	0	0	0	0	0	0	0	1	0	0	0	1	0	0	
	Female	0	0	0	0	0	0	0	0	0	0	0	0	0	0	0	0	0	0	0	0	0	0	0	
Total Gambling Violations:		Male	0	0	0	0	0	0	0	0	0	0	0	0	0	0	0	1	0	0	0	1	0	0	
	Female	0	0	0	0	0	0	0	0	0	0	0	0	0	0	0	0	0	0	0	0	0	0	0	
Miscellaneous:		25 - 29																							
Offenses Against the Family and Children	Male	4	3	1	2	15	0	0	0	8	6	0	0	0	1	0	3	2	0	0	1	1	0	0	
	Female	3	1	0	1	35	0	0	0	10	25	0	0	0	0	0	1	2	0	0	2	0	0	0	
Driving Under the Influence	Male	20	12	2	10	702	7	1	0	59	578	7	0	49	1	21	29	1	10	11	7	0	0	0	
	Female	4	7	2	5	274	2	0	1	25	234	0	4	0	8	0	6	7	1	3	2	1	0	0	
Liquor Laws	Male	5	1	1	0	81	0	0	0	4	76	0	1	0	0	0	0	2	0	0	2	0	0	0	
	Female	0	0	0	0	16	1	0	0	1	14	0	0	0	0	0	0	1	0	0	1	0	0	0	
Drunkenness	Male	0	2	1	1	0	0	0	0	0	0	0	0	0	0	0	3	1	0	0	1	0	0	0	
	Female	0	0	0	0	0	0	0	0	0	0	0	0	0	0	0	0	1	0	0	1	0	0	0	
Disorderly Conduct	Male	5	1	1	0	105	0	1	0	2	91	0	6	0	5	0	15	13	0	5	7	1	0	0	
	Female	2	0	0	0	34	1	0	0	0	23	0	3	0	7	0	2	3	0	2	1	0	0	0	
Vagrancy	Male	0	0	0	0	142	0	0	0	0	142	0	0	0	0	0	0	0	0	0	0	0	0	0	
	Female	0	0	0	0	29	0	0	0	0	29	0	0	0	0	0	0	0	0	0	0	0	0	0	
All Other Offenses (Except Traffic)	Male	204	79	45	34	4,185	1	8	3	614	3,284	0	10	0	263	2	78	160	15	71	60	14	9	0	
	Female	107	38	21	17	2,047	1	3	1	250	1,715	0	2	0	75	0	23	46	9	12	18	7	0	0	
Suspicion	Male	0	0	0	0	0	0	0	0	0	0	0	0	0	0	0	0	0	0	0	0	0	0	0	
	Female	0	0	0	0	0	0	0	0	0	0	0	0	0	0	0	0	0	0	0	0	0	0	0	
Total Miscellaneous Violations:		Male	238	98	51	47	5,230	8	10	3	687	4,177	0	24	0	318	3	120	207	16	86	82	23	9	0
	Female	116	46	23	23	2,435	5	3	2	286	2,040	0	9	0	90	0	32	60	10	17	25	8	0	0	
Human Trafficking:		25 - 29																							
Human Trafficking/ Commercial Sex Acts	Male	0	0	0	0	11	0	0	0	0	11	0	0	0	0	0	0	0	0	0	0	0	0	0	
	Female	0	0	0	0	3	0	0	0	0	3	0	0	0	0	0	0	0	0	0	0	0	0	0	
Human Trafficking/ Involuntary Servitude	Male	0	0	0	0	0	0	0	0	0	0	0	0	0	0	0	0	0	0	0	0	0	0	0	
	Female	0	0	0	0	0	0	0	0	0	0	0	0	0	0	0	0	0	0	0	0	0	0	0	
Total Human Trafficking Violations:		Male	0	0	0	11	0	0	0	0	11	0	0	0	0	0	0	0	0	0	0	0	0	0	0
	Female	0	0	0	0	3	0	0	0	0	3	0	0	0	0	0	0	0	0	0	0	0	0	0	
Total Arrests:		Male	326	125	64	61	10,375	14	20	6	1,178	8,406	1	78	0	662	10	207	298	18	109	122	49	10	2
25 - 29 Years of Age	Female	162	51	26	25	5,088	6	4	3	519	4,272	0	37	0	246	1	70	86	10	33	28	15	1	0	
Total:			488	176	90	86	15,463	20	24	9	1,697	12,678	1	115	0	908	11	277	384	28	142	150	64	11	2

Arrests - Races State Totals 2017		COUNTY: Humboldt	Humboldt School Dist	Humboldt Co	Winnemucca PD	Lander Co	Lincoln Co	COUNTY: Lyon	Lyon Co	Yerington PD	Mineral Co	Nye Co	COUNTY: Pershing	Loveock PD	Pershing Co	Storey Co	COUNTY: Washoe	Reno PD	Reno-Tahoe Airport Auth	Sparks PD	UNR	Washoe School Dist	Washoe Co	Reno Muni Court	White Pine Co	COUNTY: Statewide	NDJ	NIP - Southern	NIP - Northeastern	NIP - Northwestern	Capital Police	Fire Marshal	Secretary of State	Attorney General	25 - 29			
Index Crime:		25 - 29																																				25 - 29
Murder and Nonnegligent Manslaughter		Male	0	0	0	0	0	0	0	0	0	0	0	0	0	0	0	1	0	0	1	0	0	0	0	0	0	0	0	0	0	0	0	0	0	22		
		Female	0	0	0	0	0	0	0	0	0	0	0	0	0	0	0	0	0	0	0	0	0	0	0	0	0	0	0	0	0	0	0	0	0	8		
Manslaughter by Negligence		Male	0	0	0	0	0	0	0	0	0	0	0	0	0	0	0	0	0	0	0	0	0	0	0	0	0	0	0	0	0	0	0	0	0			
		Female	0	0	0	0	0	0	0	0	0	0	0	0	0	0	0	0	0	0	0	0	0	0	0	0	0	0	0	0	0	0	0	0	3			
Rape		Male	0	0	0	0	0	0	0	0	0	0	0	0	0	0	0	5	3	0	1	0	0	1	0	0	0	0	0	0	0	0	0	0	36			
		Female	0	0	0	0	0	0	0	0	0	0	0	0	0	0	0	1	0	0	1	0	0	0	0	0	0	0	0	0	0	0	0	0	1			
Robbery		Male	0	0	0	0	0	1	1	0	0	0	0	0	0	0	0	40	24	0	14	0	2	0	0	1	1	0	0	0	0	0	0	0	218			
		Female	0	0	0	0	0	0	0	0	0	0	0	0	0	0	0	19	10	0	0	0	0	0	0	0	0	0	0	0	0	0	0	0	53			
Aggravated Assault (Return A - 4a-d)		Male	0	0	0	0	3	1	7	7	0	4	0	0	0	0	0	216	108	0	51	0	57	0	0	0	0	0	0	0	0	0	0	0	0	658		
		Female	0	0	0	0	1	0	3	3	0	0	0	0	0	0	0	73	45	0	19	0	9	0	0	0	0	0	0	0	0	0	0	0	0	242		
Burglary - Breaking or Entering		Male	0	0	0	0	1	0	2	2	0	0	0	0	0	0	0	172	123	0	24	0	25	0	1	3	3	0	0	0	0	0	0	0	0	470		
		Female	0	0	0	0	0	0	3	3	0	0	0	0	0	0	0	46	30	0	13	0	3	0	0	3	2	0	0	0	0	0	0	0	0	142		
Larceny - Theft (Except Motor Vehicle Theft)		Male	2	0	0	2	0	1	11	11	0	2	0	0	0	0	0	94	58	0	28	1	9	0	0	0	0	0	0	0	0	0	0	0	0	667		
		Female	4	0	0	4	0	0	4	4	0	0	0	0	0	0	0	88	73	0	8	0	7	0	0	1	0	0	1	0	0	0	0	0	0	431		
Motor Vehicle Theft		Male	0	0	0	0	0	1	1	0	0	0	0	0	0	0	0	60	36	0	12	0	12	0	2	4	4	0	0	0	0	0	0	0	0	135		
		Female	0	0	0	0	0	0	0	0	0	0	0	0	0	0	0	15	6	0	6	0	3	0	0	0	0	0	0	0	0	0	0	0	0	39		
Arson		Male	0	0	1	0	0	0	0	0	0	0	0	0	0	0	0	4	3	0	1	0	0	0	1	0	0	0	0	0	0	0	0	0	0	9		
		Female	0	0	0	0	0	1	1	0	0	0	0	0	0	0	0	0	0	0	0	0	0	0	0	0	0	0	0	0	0	0	0	0	0	2		
Total Index Crimes Violations:		Male	2	0	1	2	4	2	22	22	0	2	4	0	0	0	2	592	355	0	130	1	0	106	0	4	8	8	0	0	0	0	0	0	0	2,215		
		Female	4	0	0	4	1	0	11	11	0	0	0	0	0	0	0	233	164	0	47	0	0	22	0	0	5	2	1	1	0	1	0	0	0	921		
Other Offenses:		25 - 29																																				YTD
Other Assaults (Return A - 4e)		Male	5	0	0	5	2	1	22	21	1	1	4	5	3	2	0	77	54	0	13	4	1	5	0	3	5	2	0	0	3	0	0	0	0	1,850		
		Female	1	0	1	0	0	1	9	8	1	1	0	0	0	0	0	49	38	0	7	0	0	4	0	2	2	0	0	0	2	0	0	0	0	995		
Forgery and Counterfeiting		Male	0	0	0	0	0	0	2	2	0	0	0	0	0	0	0	5	4	0	0	0	1	0	0	0	0	0	0	0	0	0	0	0	0	60		
		Female	0	0	0	0	0	0	0	0	0	0	0	0	0	0	0	2	1	0	1	0	0	0	0	0	0	0	0	0	0	0	0	0	0	31		
Fraud		Male	0	0	0	0	0	0	6	6	0	1	8	0	0	0	0	45	22	0	10	0	0	13	0	0	13	0	6	0	0	0	0	0	0	219		
		Female	0	0	0	0	0	0	7	7	0	0	1	0	0	0	0	18	8	0	4	0	6	0	0	5	0	4	0	0	0	0	0	0	0	122		
Embezzlement		Male	0	0	0	0	0	0	0	0	0	0	1	0	0	0	0	3	2	0	1	0	0	0	1	0	0	0	0	0	0	0	0	0	0	24		
		Female	0	0	0	0	0	1	1	1	0	0	0	0	0	0	0	9	8	0	0	0	1	0	0	0	0	0	0	0	0	0	0	0	0	26		
Stolen Property; Buying, Receiving, Possessing		Male	0	0	0	0	0	1	5	5	0	0	0	0	0	0	0	30	15	0	9	0	6	0	0	3	3	0	0	0	0	0	0	0	0	287		
		Female	0	0	0	0	0	0	3	3	0	0	0	0	0	0	0	9	4	0	1	0	0	4	0	1	0	0	0	0	0	0	0	0	0	74		
Vandalism		Male	2	0	0	2	0	0	2	2	0	1	1	0	0	0	0	40	26	0	8	0	6	0	0	3	0	3	0	0	0	0	0	0	0	181		
		Female	0	0	0	0	0	0	0	0	0	0	0	0	0	0	0	9	5	0	2	0	0	2	0	0	2	2	0	0	0	0	0	0	0	47		
Weapons; Carrying, Possessing, etc.		Male	1	0	1	0	1	1	2	2	0	0	9	0	0	0	0	36	30	0	2	0	0	4	0	3	18	1	9	0	8	0	0	0	0	372		
		Female	0	0	0	0	0	0	0	0	0	0	0	0	0	0	0	2	1	0	0	0	1	0	0	2	0	1	0	1	0	1	0	0	0	28		
Total Other Offense Violations:		Male	8	0	1	7	5	3	39	38	1	3	23	5	3	2	0	236	153	0	43	4	1	35	0	7	42	6	18	0	13	0	0	0	5	3,003		
		Female	1	0	1	0	0	2	20	19	1	1	4	0	0	0	0	98	65	0	15	0	0	18	0	3	11	2	5	0	3	0	0	0	0	1,323		
Prostitution and Commercialized Vice:		25 - 29																																				YTD
Prostitution		Male	0	0	0	0	0	0	0	0	0	0	0	0	0	0	0	4	4	0	0	0	0	0	0	0	0	0	0	0	0	0	0	0	0	32		
		Female	0	0	0	0	0	0	0	0	0	0	0	0	0	0	0	10	10	0	0	0	0	0	0	1	0	1	0	0	0	0	0	0	0	604		
Assisting or Promoting Prostitution		Male	0	0	0	0	0	0	0	0	0	0	0	0	0	0	0	0	0	0	0	0	0	0	0	0	0	0	0	0	0	0	0	0	0	3		
		Female	0	0	0	0	0	0	0	0	0	0	0	0	0	0	0	0	0	0	0	0	0	0	0	0	0	0	0	0	0	0	0	0	0	1		
Purchasing Prostitution		Male	0	0	0	0	0	0	0	0	0	0	0	0	0	0	0	0	0	0	0	0	0	0	0	0	0	0	0	0	0	0	0	0	0	3		
		Female	0	0	0	0	0	0	0	0	0	0	0	0	0	0	0	0	0	0	0	0	0	0	0	0	0	0	0	0	0	0	0	0	0	1		
Sex Offenses (Except Forcible Rape and Prostitution)		Male	0	0	0	0	0	0	1	1	0	0	0	0	0	0	0	8	3	0	1	0	0	4	0	1	0	0	0	0	0	0	0	0	0	77		
		Female	0	0	0	0	0	0	0	0	0	0	0	0	0	0	0	2	1	0	1	0	0	0	0	0	0	0	0	0	0	0	0	0	0	8		
Total Prostitution & Commercialized Vice Violations:		Male	0	0	0	0	0	0	1	1	0	0	0	0	0	0	0	13	7	1	1	0	0	4	0	1	0	0										



Arrests - Races State Totals 2017		COUNTY: Humboldt	Humboldt School Dist	Humboldt Co	Winnemucca PD	Lander Co	Lincoln Co	COUNTY: Lyon	Lyon Co	Yerington PD	Mineral Co	Nye Co	COUNTY: Pershing	Lovelock PD	Pershing Co	Storey Co	COUNTY: Washoe	Reno PD	Reno Tahoe Airport Auth	Sparks PD	UNR	Washoe School Dist	Washoe Co	Reno Muni Court	White Pine Co	COUNTY: Statewide	NDI	NHP - Southern	NHP - Northeastern	NHP - Northwestern	Capital Police	Fire Marshal	Secretary of State	Attorney General	25 - 29		
Gambling:		25 - 29																																		YTD	
Bookmaking (Horse and Sport Book)	Male	0	0	0	0	0	0	0	0	0	0	0	0	0	0	0	0	0	0	0	0	0	0	0	0	0	0	0	0	0	0	0	0	0	0		
	Female	0	0	0	0	0	0	0	0	0	0	0	0	0	0	0	0	0	0	0	0	0	0	0	0	0	0	0	0	0	0	0	0	0	0		
Numbers and Lottery	Male	0	0	0	0	0	0	0	0	0	0	0	0	0	0	0	0	0	0	0	0	0	0	0	0	0	0	0	0	0	0	0	0	0	0		
	Female	0	0	0	0	0	0	0	0	0	0	0	0	0	0	0	0	0	0	0	0	0	0	0	0	0	0	0	0	0	0	0	0	0	0		
All Other Gambling	Male	0	0	0	0	0	0	0	0	0	0	0	0	0	0	0	0	0	0	0	0	0	0	0	0	0	0	0	0	0	0	0	0	0	1		
	Female	0	0	0	0	0	0	0	0	0	0	0	0	0	0	0	0	0	0	0	0	0	0	0	0	0	0	0	0	0	0	0	0	0	0		
Total Gambling Violations:		Male	0	0	0	0	0	0	0	0	0	0	0	0	0	0	0	0	0	0	0	0	0	0	0	0	0	0	0	0	0	0	0	0	1		
	Female	0	0	0	0	0	0	0	0	0	0	0	0	0	0	0	0	0	0	0	0	0	0	0	0	0	0	0	0	0	0	0	0	0	0		
Miscellaneous:		25 - 29																																		YTD	
Offenses Against the Family and Children	Male	0	0	0	0	0	0	3	2	1	1	4	1	1	0	2	43	25	0	11	0	0	7	0	1	4	0	1	1	2	0	0	0	0	0	86	
	Female	1	0	1	0	0	0	3	3	0	0	3	0	0	0	0	40	26	0	9	0	0	5	0	1	9	0	5	0	4	0	0	0	0	0	99	
Driving Under the Influence	Male	7	0	5	2	4	0	15	15	0	7	5	2	1	1	2	213	118	1	39	4	0	53	0	0	412	0	270	31	110	1	0	0	0	0	1,551	
	Female	2	0	1	1	0	0	3	3	0	5	4	0	0	0	0	68	38	0	13	0	2	15	0	0	198	1	156	9	32	0	0	0	0	578		
Liquor Laws	Male	0	0	0	0	1	0	2	2	0	0	0	0	0	0	1	88	83	0	5	0	0	0	0	0	9	0	2	3	4	0	0	0	0	190		
	Female	0	0	0	0	0	0	0	0	0	0	0	0	0	0	0	13	13	0	0	0	0	0	0	0	1	0	1	0	0	0	0	0	0	31		
Drunkenness	Male	1	0	0	1	0	0	2	2	0	6	13	0	0	0	0	0	0	0	0	0	0	0	0	0	5	1	0	0	4	0	0	0	0	0	33	
	Female	0	0	0	0	0	0	0	0	0	3	5	0	0	0	0	0	0	0	0	0	0	0	0	0	0	1	0	1	0	0	0	0	0	10		
Disorderly Conduct	Male	2	0	0	2	0	1	3	3	0	3	3	0	0	0	0	17	10	0	5	0	0	2	0	4	0	0	0	0	0	0	0	0	0	0	172	
	Female	0	0	0	0	0	1	1	0	0	0	0	0	0	0	0	2	0	0	1	0	0	1	0	1	0	0	0	0	0	0	0	0	0	0	45	
Vagrancy	Male	0	0	0	0	0	0	0	0	0	0	0	0	0	0	0	4	4	0	0	0	0	0	0	0	0	0	0	0	0	0	0	0	0	0	166	
	Female	0	0	0	0	0	0	0	0	0	0	0	0	0	0	0	1	1	0	0	0	0	0	0	0	0	0	0	0	0	0	0	0	0	0	39	
All Other Offenses (Except Traffic)	Male	15	0	6	9	14	4	42	40	2	11	95	18	6	12	21	1,461	830	1	276	2	0	352	0	26	352	23	235	26	62	4	0	0	0	0	2,992	
	Female	5	0	0	5	4	0	20	20	0	8	33	1	0	1	4	489	272	0	101	0	0	116	0	7	160	10	105	5	40	0	0	0	0	0	2,992	
Suspicion	Male	0	0	0	0	0	0	0	0	0	0	0	0	0	0	0	0	0	0	0	0	0	0	0	0	0	0	0	0	0	0	0	0	0	0	0	
	Female	0	0	0	0	0	0	0	0	0	0	0	0	0	0	0	0	0	0	0	0	0	0	0	0	0	0	0	0	0	0	0	0	0	0	0	
Total Miscellaneous Violations:		Male	25	0	13	14	19	5	67	64	3	28	117	24	11	13	26	1,826	1,070	2	336	6	0	412	0	31	782	24	508	61	182	5	0	0	0	2	8,852
	Female	8	0	2	6	4	0	27	27	0	16	45	1	0	1	4	613	350	0	124	0	2	137	0	9	369	11	268	14	76	0	0	0	0	0	3,785	
Human Trafficking:		25 - 29																																		YTD	
Human Trafficking/ Commercial Sex Acts	Male	0	0	0	0	0	0	0	0	0	0	0	0	0	0	0	0	0	0	0	0	0	0	0	0	0	2	0	0	2	0	0	0	0	0	13	
	Female	0	0	0	0	0	0	0	0	0	0	0	0	0	0	0	0	0	0	0	0	0	0	0	0	0	0	0	0	0	0	0	0	0	0	3	
Human Trafficking/ Involuntary Servitude	Male	0	0	0	0	0	0	0	0	0	0	0	0	0	0	0	0	0	0	0	0	0	0	0	0	0	0	0	0	0	0	0	0	0	0	0	
	Female	0	0	0	0	0	0	0	0	0	0	0	0	0	0	0	0	0	0	0	0	0	0	0	0	0	0	0	0	0	0	0	0	0	0	0	
Total Human Trafficking Violations:		Male	0	0	0	0	0	0	0	0	0	0	0	0	0	0	0	0	0	0	0	0	0	0	0	0	2	0	0	2	0	0	0	0	0	13	
	Female	0	0	0	0	0	0	0	0	0	0	0	0	0	0	0	0	0	0	0	0	0	0	0	0	0	0	0	0	0	0	0	0	0	0	3	
Total Arrests:	Male	35	0	13	23	28	11	146	141	5	40	150	58	14	44	28	2,681	1,589	4	511	14	1	562	0	45	856	54	528	63	197	6	0	0	0	8	15,421	
25 - 29 Years of Age	Female	13	0	3	10	5	4	68	67	1	20	52	21	0	21	4	961	590	0	189	0	2	180	0	13	400	22	278	16	82	1	0	0	0	1	7,019	
Total:		48	0	16	33	33	15	214	208	6	60	202	79	14	65	32	3,642	2,179	4	700	14	3	742	0	58	1,256	76	806	79	279	7	0	0	0	9	22,440	

Arrests - Races State Totals 2017		Exxon City So	COUNTY: Churchill	Churchill Co	Fallen PD	COUNTY: Clark	Boulder PD	Clark Co School Dist	College of SNV	Henderson PD	LV Metro	LV Fire & Rescue	Mequiter PD	NLV Fire & Rescue	NLV PD	UNLV PD	Douglas Co	COUNTY: Elko	Carlin PD	Elko PD	Elko CO	West Wendover PD	Esmeralda Co	Eureka Co	
<b>Index Crime:</b>		<b>30 - 34</b>																							
Murder and Nonnegligent Manslaughter	Male	1	0	0	0	15	0	0	0	0	14	0	0	0	1	0	0	0	0	0	0	0	0	0	0
	Female	0	0	0	0	4	0	0	0	0	4	0	0	0	0	0	0	0	0	0	0	0	0	0	0
Manslaughter by Negligence	Male	0	0	0	0	1	0	0	0	0	1	0	0	0	0	0	0	0	0	0	0	0	0	0	0
	Female	0	0	0	0	0	0	0	0	0	0	0	0	0	0	0	0	0	0	0	0	0	0	0	0
Rape	Male	1	0	0	0	38	0	0	0	2	32	0	1	0	3	0	1	0	0	0	0	0	0	0	0
	Female	0	0	0	0	2	0	0	0	0	2	0	0	0	0	0	0	0	0	0	0	0	0	0	0
Robbery	Male	3	1	0	1	122	0	0	0	6	109	0	1	0	6	0	1	0	0	0	0	0	0	0	0
	Female	0	0	0	0	42	0	0	0	4	36	0	0	0	2	0	0	0	0	0	0	0	0	0	0
Aggravated Assault (Return A - 4a-d)	Male	41	5	3	2	317	0	3	0	6	234	1	1	0	71	1	1	3	0	0	1	2	0	0	0
	Female	12	1	0	1	127	0	2	0	5	76	0	0	0	44	0	0	4	3	1	0	0	0	0	0
Burglary - Breaking or Entering	Male	13	5	3	2	204	0	3	0	26	160	0	0	0	15	0	6	6	0	4	2	0	0	0	0
	Female	6	0	0	0	30	0	0	0	23	54	0	0	0	3	0	2	0	0	0	0	0	0	0	0
Larceny - Theft (Except Motor Vehicle Theft)	Male	21	2	1	1	412	0	0	0	73	311	0	3	0	24	1	12	8	1	4	0	3	0	0	0
	Female	14	5	0	5	256	0	0	0	49	183	0	3	0	21	0	4	4	0	3	0	1	0	0	0
Motor Vehicle Theft	Male	2	0	0	0	37	0	0	0	3	28	0	0	0	5	1	1	4	0	3	0	1	0	0	0
	Female	0	0	0	0	21	0	0	0	2	17	0	0	0	2	0	0	1	0	1	0	0	0	0	0
Arson	Male	0	0	0	0	0	0	0	0	0	0	0	0	0	0	0	0	0	0	0	0	0	0	0	0
	Female	0	0	0	0	0	0	0	0	0	0	0	0	0	0	0	0	0	0	0	0	0	0	0	0
Total Index Crimes Violations:		Male	82	13	7	6	1,146	0	6	0	116	889	1	6	0	125	3	22	21	1	11	3	6	0	0
	Female	32	6	0	6	532	0	2	0	83	372	0	3	0	72	0	6	9	3	5	0	1	0	0	0
<b>Other Offenses:</b>		<b>30 - 34</b>																							
Other Assaults (Return A - 4e)	Male	4	7	4	3	1,358	2	0	0	153	1,143	0	10	0	49	1	29	30	1	11	12	6	0	0	0
	Female	1	2	2	0	701	1	0	0	78	586	0	7	0	29	0	7	7	1	1	2	3	0	0	0
Forgery and Counterfeiting	Male	3	0	0	0	47	0	0	0	5	38	0	1	0	3	0	0	5	0	0	2	3	0	0	0
	Female	1	0	0	0	33	1	0	0	10	22	0	0	0	0	0	0	2	0	0	1	1	0	0	0
Fraud	Male	7	1	1	0	115	0	0	0	9	98	0	0	0	8	0	1	3	0	1	2	0	0	0	0
	Female	8	0	0	0	62	0	0	0	13	44	0	0	0	5	0	4	3	0	0	3	0	0	0	0
Embezzlement	Male	0	0	0	0	15	0	0	0	2	11	0	0	0	2	0	0	0	0	0	0	0	0	0	0
	Female	1	0	0	0	14	0	0	0	1	11	0	0	0	2	0	0	0	0	0	0	0	0	0	0
Stolen Property: Buying, Receiving, Possessing	Male	5	1	1	0	194	0	0	0	21	160	0	0	0	13	0	3	1	0	1	0	0	0	0	0
	Female	0	0	0	0	58	0	0	0	15	39	0	1	0	3	0	0	3	1	1	1	0	0	0	0
Vandalism	Male	2	1	0	1	107	0	0	1	9	90	0	1	0	5	1	6	2	0	0	2	0	0	0	0
	Female	0	0	0	0	40	0	0	0	2	29	0	1	0	7	0	1	1	0	0	1	0	0	0	0
Weapons: Carrying, Possessing, etc.	Male	4	0	0	0	223	0	0	0	23	185	0	1	0	14	0	4	4	0	1	2	1	0	0	0
	Female	0	0	0	0	23	0	0	0	1	21	0	0	0	1	0	1	0	0	0	0	0	0	0	0
Total Other Offense Violations:		Male	25	10	6	4	2,059	2	0	1	222	1,725	0	13	0	94	2	43	45	1	14	20	10	0	0
	Female	11	2	2	0	931	2	1	0	120	752	0	9	0	47	0	13	16	2	2	8	4	0	0	0
<b>Prostitution and Commercialized Vice:</b>		<b>30 - 34</b>																							
Prostitution	Male	0	0	0	0	29	0	0	0	0	29	0	0	0	0	0	0	0	0	0	0	0	0	0	0
	Female	0	0	0	0	269	0	0	0	0	268	0	0	0	1	0	1	0	0	0	0	0	0	0	0
Assisting or Promoting Prostitution	Male	0	0	0	0	5	0	0	0	0	5	0	0	0	0	0	0	0	0	0	0	0	0	0	0
	Female	0	0	0	0	0	0	0	0	0	0	0	0	0	0	0	0	0	0	0	0	0	0	0	0
Purchasing Prostitution	Male	0	0	0	0	7	0	0	0	0	7	0	0	0	0	0	0	0	0	0	0	0	0	0	0
	Female	0	0	0	0	0	0	0	0	0	0	0	0	0	0	0	0	0	0	0	0	0	0	0	0
Sex Offenses (Except Forcible Rape and Prostitution)	Male	1	1	0	1	55	0	0	0	1	52	0	1	0	0	1	0	0	0	0	0	0	0	0	0
	Female	0	0	0	0	10	0	0	0	2	8	0	0	0	0	0	1	0	0	0	0	0	0	0	0
Total Prostitution & Commercialized Vice Violations:		Male	1	1	0	1	96	0	0	0	1	93	0	1	0	0	1	0	0	0	0	0	0	0	0
	Female	0	0	0	0	279	0	0	0	2	276	0	0	0	1	0	2	0	0	0	0	0	0	0	0
<b>Drug Abuse Violations:</b>		<b>30 - 34</b>																							
Sale/Manufacturing:		2	1	0	1	234	0	1	0	19	196	0	12	0	5	1	6	8	1	4	3	0	1	0	0
Opium or Cocaine and Their Derivatives (Morphine, Heroin, Codeine)	Male	1	0	0	0	62	0	0	0	0	62	0	0	0	0	0	2	2	0	2	0	0	0	0	0
	Female	0	0	0	0	4	0	0	0	0	4	0	0	0	0	0	0	2	1	1	0	0	0	0	0
Marijuana	Male	0	0	0	0	54	0	1	0	0	51	0	1	0	1	0	0	0	0	0	0	0	0	0	0
	Female	0	0	0	0	6	0	0	0	0	4	0	2	0	0	0	0	0	0	0	0	0	0	0	0
Synthetic Narcotics - Manufactured Narcotics Which Can Cause True Drug Addiction (Demerol, Methadone)	Male	1	0	0	0	31	0	0	0	0	30	0	0	0	0	1	1	4	0	1	3	0	1	0	0
	Female	0	0	0	0	7	0	0	0	1	6	0	0	0	0	0	0	0	0	0	0	0	0	0	0
Other - Dangerous Nonnarcotic Drugs (Barbiturates, Benzadrine)	Male	0	1	0	1	57	0	0	0	15	34	0	4	0	4	0	2	0	0	0	0	0	0	0	0
	Female	0	0	0	0	13	0	0	0	3	5	0	5	0	0	0	1	0	0	0	0	0	0	0	0
Possession:		14	4	1	3	925	1	2	1	85	722	0	37	0	97	0	26	10	0	1	5	4	0	0	0
Opium or Cocaine and Their Derivatives (Morphine, Heroin, Codeine)	Male	5	0	0	0	124	0	0	0	2	112	0	0	0	10	0	2	0	0	0	0	0	0	0	0
	Female	5	0	0	0	51	0	0	0	3	41	0	0	0	7	0	0	1	0	0	0	1	0	0	0
Marijuana	Male	2	0	0	0	60	0	0	1	0	53	0	3	0	3	0	0	1	0	0	1	0	0	0	0
	Female	0	0	0	0	10	0	0	0	0	7	0	2	0	1	0	1	0	0	0	0	0	0	0	0
Synthetic Narcotics - Manufactured Narcotics Which Can Cause True Drug Addiction (Demerol, Methadone)	Male	2	0	0	0	182	1	0	0	0	178	0	2	0	1	0	0	5	0	1	3	1	0	0	0
	Female	0	1	0	1	42	0	0	0	0	41	0	1	0	0	0	0	2	0	0	0	2	0	0	0
Other - Dangerous Nonnarcotic Drugs (Barbiturates, Benzadrine)	Male	0	3	1	2	339	0	2	0	52	224	0	5	0	56	0	18	0	0	0	0	0	0	0	0
	Female	0	0	0	0	117	0	0	0	28	66	0	4	0	19	0	5	1	0	0	1	0	0	0	0
Total Drug Abuse Violations:		Male	11	4	1	3	909	1	3	1	69	744	0	15	0	75	1	25	12	0	4	7	1	1	0
	Female	5	1	0	1	250	0	0	0	3															

Arrests - Races State Totals 2017		Cason City So	COUNTY: Churchill	Churchill Co	Fallon PD	COUNTY: Clark	Boulder PD	Clark Co School Dist	College of SNV	Henderson PD	LV Metro	LV Fire & Rescue	Masquata PD	NLV Fire & Rescue	NLV PD	UNLV PD	Douglas Co	COUNTY: Elko	Carlin PD	Elko PD	Elko CO	West Wendover PD	Esmeralda Co	Eureka Co	
Gambling:		30 - 34																							
Bookmaking (Horse and Sport Book)	Male	0	0	0	0	0	0	0	0	0	0	0	0	0	0	0	0	0	0	0	0	0	0	0	
	Female	0	0	0	0	0	0	0	0	0	0	0	0	0	0	0	0	0	0	0	0	0	0	0	
Numbers and Lottery	Male	0	0	0	0	0	0	0	0	0	0	0	0	0	0	0	0	0	0	0	0	0	0	0	
	Female	0	0	0	0	0	0	0	0	0	0	0	0	0	0	0	0	0	0	0	0	0	0	0	
All Other Gambling	Male	0	0	0	0	0	0	0	0	0	0	0	0	0	0	0	0	0	0	0	0	0	0	0	
	Female	0	0	0	0	0	0	0	0	0	0	0	0	0	0	0	0	0	0	0	0	0	0	0	
Total Gambling Violations:		Male	0	0	0	0	0	0	0	0	0	0	0	0	0	0	0	0	0	0	0	0	0	0	
	Female	0	0	0	0	0	0	0	0	0	0	0	0	0	0	0	0	0	0	0	0	0	0	0	
Miscellaneous:		30 - 34																							
Offenses Against the Family and Children	Male	4	3	1	2	29	0	0	0	7	21	0	0	0	1	0	1	2	0	1	1	0	1	1	
	Female	4	3	0	3	41	0	0	0	7	30	0	2	0	2	0	1	5	1	1	3	0	0	0	
Driving Under the Influence	Male	11	4	0	4	597	3	0	0	66	470	0	10	0	48	0	11	25	4	4	11	6	0	1	
	Female	7	3	2	1	195	0	0	0	22	153	0	3	0	17	0	8	2	1	1	0	0	0	0	
Liquor Laws	Male	5	0	0	0	108	1	0	1	8	97	0	1	0	0	0	0	0	0	0	0	0	0	0	
	Female	2	0	0	0	13	0	0	0	0	13	0	0	0	0	0	0	2	2	0	0	0	0	0	
Drunkenness	Male	0	1	0	1	0	0	0	0	0	0	0	0	0	0	0	1	0	0	0	0	0	0	0	
	Female	0	1	0	1	0	0	0	0	0	0	0	0	0	0	0	0	0	0	0	0	0	0	0	
Disorderly Conduct	Male	7	4	1	3	91	0	0	0	3	67	0	8	0	13	0	15	12	0	2	10	0	0	0	
	Female	1	0	0	0	28	1	1	0	0	23	0	0	0	3	0	6	7	0	2	5	0	0	0	
Vagrancy	Male	0	0	0	0	142	0	0	0	0	140	0	2	0	0	0	0	0	0	0	0	0	0	0	
	Female	0	0	0	0	47	0	0	0	0	46	0	1	0	0	0	0	0	0	0	0	0	0	0	
All Other Offenses (Except Traffic)	Male	175	63	24	39	3,765	0	5	2	540	2,981	0	5	0	229	3	74	147	10	64	55	18	7	0	
	Female	93	32	23	9	1,488	1	2	0	222	1,195	0	7	0	61	0	23	49	13	14	19	3	1	1	
Suspicion	Male	0	0	0	0	0	0	0	0	0	0	0	0	0	0	0	0	0	0	0	0	0	0	0	
	Female	0	0	0	0	0	0	0	0	0	0	0	0	0	0	0	0	0	0	0	0	0	0	0	
Total Miscellaneous Violations:		Male	202	75	26	48	4,732	4	5	3	624	3,776	0	26	0	291	3	102	186	14	71	77	24	8	2
	Female	107	39	25	14	1,812	2	3	0	251	1,460	0	13	0	83	0	38	65	17	18	27	3	1	1	
Human Trafficking:		30 - 34																							
Human Trafficking/ Commercial Sex Acts	Male	0	0	0	0	3	0	0	0	0	3	0	0	0	0	0	0	0	0	0	0	0	0	0	
	Female	0	0	0	0	0	0	0	0	0	0	0	0	0	0	0	0	0	0	0	0	0	0	0	
Human Trafficking/ Involuntary Servitude	Male	0	0	0	0	0	0	0	0	0	0	0	0	0	0	0	0	0	0	0	0	0	0	0	
	Female	0	0	0	0	0	0	0	0	0	0	0	0	0	0	0	0	0	0	0	0	0	0	0	
Total Human Trafficking Violations:		Male	0	0	0	3	0	0	0	0	3	0	0	0	0	0	0	0	0	0	0	0	0	0	
	Female	0	0	0	0	0	0	0	0	0	0	0	0	0	0	0	0	0	0	0	0	0	0	0	
Total Arrests:		Male	321	103	40	63	8,945	7	14	5	1,032	7,230	1	61	0	585	10	192	264	16	100	107	41	9	2
30 - 34 Years of Age	Female	155	48	27	21	3,804	4	6	0	491	3,034	0	39	0	230	0	66	96	23	26	36	11	1	1	
Total:		476	151	67	84	12,749	11	20	5	1,523	10,264	1	100	0	815	10	258	360	39	126	143	52	10	3	

Arrests - Races State Totals 2017		COUNTY: Humboldt	Humboldt School Dist	Humboldt Co	Winnemucca PD	Lander Co	COUNTY: Lyon	Lyon Co	Yerington PD	Mineral Co	Nye Co	COUNTY: Pershing	Lowieback PD	Pershing Co	Storey Co	COUNTY: Washoe	Reno PD	Reno-Tahoe Airport Auth	Sparks PD	UNR	Washoe School Dist	Washoe Co	Reno Muni Court	White Pine Co	COUNTY: Statewide	NDJ	NIP - Southern	NIP - Northeastern	NIP - Northwestern	Capital Police	Fire Marshal	Secretary of State	Attorney General	30 - 34			
Index Crime:		30 - 34																																			
Murder and Nonnegligent Manslaughter	Male	0	0	0	0	0	0	1	1	0	0	0	0	0	0	0	0	0	0	0	0	0	0	0	2	2	0	0	0	0	0	0	0	0	19		
	Female	0	0	0	0	0	0	0	0	0	0	0	0	0	0	0	0	0	0	0	0	0	0	0	0	0	0	0	0	0	0	0	0	4			
Manslaughter by Negligence	Male	0	0	0	0	0	0	0	0	0	0	0	0	0	0	0	0	0	0	0	0	0	0	0	0	0	0	0	0	0	0	0	0	1			
	Female	0	0	0	0	0	0	0	0	0	0	0	0	0	0	0	0	0	0	0	0	0	0	0	0	0	0	0	0	0	0	0	0	0			
Rape	Male	0	0	0	0	0	0	1	1	0	0	0	1	0	1	0	8	2	0	4	0	0	2	0	0	0	0	0	0	0	0	0	0	50			
	Female	0	0	0	0	0	0	0	0	0	0	0	0	0	0	0	0	0	0	0	0	0	0	0	0	0	0	0	0	0	0	0	0	2			
Robbery	Male	0	0	0	0	0	0	0	0	0	0	0	0	0	0	35	30	0	5	0	0	0	0	0	0	0	0	0	0	0	0	0	0	162			
	Female	0	0	0	0	0	0	0	0	0	0	0	0	0	0	0	0	0	0	0	0	0	0	0	0	0	0	0	0	0	0	0	0	42			
Aggravated Assault (Return A - 4a-d)	Male	2	0	1	1	0	4	4	0	1	10	1	1	0	0	166	79	0	53	0	34	0	0	0	0	0	0	0	0	0	0	0	0	552			
	Female	2	0	2	0	0	0	1	1	0	0	1	0	0	0	57	28	0	17	0	12	0	0	0	0	1	0	1	0	0	0	0	0	206			
Burglary - Breaking or Entering	Male	4	0	0	4	0	2	5	5	0	0	1	0	1	0	129	85	0	29	0	0	15	0	3	3	3	0	0	0	0	0	0	0	381			
	Female	0	0	0	0	0	2	2	2	0	0	0	0	0	0	45	27	0	14	0	0	4	0	1	1	1	0	0	0	0	0	0	0	139			
Larceny - Theft (Except Motor Vehicle Theft)	Male	1	0	0	1	0	0	10	10	0	0	0	0	0	0	85	57	0	22	0	6	0	0	1	0	0	0	0	0	0	0	0	0	552			
	Female	4	0	0	4	0	1	2	2	0	1	0	0	0	0	89	63	0	23	0	3	0	0	1	1	0	0	0	0	0	0	0	0	381			
Motor Vehicle Theft	Male	0	0	0	0	0	0	3	3	0	0	0	3	1	2	52	26	0	16	0	0	10	0	0	0	0	0	0	0	0	0	0	0	102			
	Female	0	0	0	0	0	0	1	1	0	0	0	0	0	0	21	10	0	6	0	0	5	0	1	1	1	0	0	0	0	0	0	0	46			
Arson	Male	0	0	0	0	0	0	0	0	0	0	0	0	0	0	0	0	0	0	0	0	0	0	0	0	0	0	0	0	0	0	0	0	1			
	Female	0	0	0	0	0	0	0	0	0	0	0	0	0	0	0	0	0	0	0	0	0	0	0	0	0	0	0	0	0	0	0	0	0			
Total Index Crimes Violations:	Male	7	0	1	6	1	2	24	24	0	1	10	6	2	4	476	279	0	129	0	68	0	3	6	5	0	0	0	1	0	0	0	1,820				
	Female	6	0	2	4	0	3	6	6	0	1	1	0	0	0	212	128	0	60	0	0	24	0	2	4	3	1	0	0	0	0	0	0	820			
Other Offenses:		30 - 34																																YTD			
Other Assaults (Return A - 4e)	Male	5	0	1	4	2	2	24	22	2	2	8	1	0	1	0	75	48	0	17	1	1	8	0	1	3	1	1	1	0	0	0	0	1,551			
	Female	2	0	0	2	1	3	15	15	0	1	0	0	0	0	0	13	6	0	1	0	0	0	0	0	0	0	0	0	0	0	0	0	753			
Forgery and Counterfeiting	Male	0	0	0	0	0	0	2	2	0	0	3	0	0	0	0	9	7	0	1	0	0	1	0	0	3	1	2	0	0	0	0	0	72			
	Female	0	0	0	0	0	0	1	1	0	0	2	0	0	0	0	5	2	0	3	0	0	0	0	0	0	0	0	0	0	0	0	0	44			
Fraud	Male	0	0	0	0	0	0	2	2	0	2	4	0	0	0	0	39	27	0	9	0	0	9	0	0	11	1	2	1	0	0	0	0	5	185		
	Female	1	0	1	0	0	0	1	1	0	1	1	0	0	0	0	14	7	0	6	0	0	1	0	0	9	3	4	1	1	0	0	0	104			
Embezzlement	Male	0	0	0	0	0	0	1	1	0	0	0	0	0	0	0	5	2	0	3	0	0	0	0	0	0	0	0	0	0	0	0	0	21			
	Female	0	0	0	0	0	0	1	1	0	0	0	0	0	0	0	3	1	0	0	0	1	0	0	0	1	0	0	1	0	0	0	0	20			
Stolen Property: Buying, Receiving, Possessing	Male	1	0	0	1	0	0	5	5	0	0	0	0	0	0	0	26	9	0	8	2	0	7	0	1	1	1	0	0	0	0	0	0	238			
	Female	0	0	0	0	0	0	1	1	0	0	0	0	0	0	0	5	2	0	1	0	0	2	0	0	2	1	0	0	1	0	0	0	69			
Vandalism	Male	1	0	0	1	0	0	0	0	0	0	2	0	0	0	0	35	22	0	10	0	0	3	0	1	4	2	1	0	1	0	0	0	161			
	Female	0	0	0	0	0	0	0	0	0	0	0	0	0	0	0	6	2	0	2	0	0	2	0	0	2	0	2	0	0	0	0	0	51			
Weapons: Carrying, Possessing, etc.	Male	1	0	0	1	0	1	3	3	0	0	5	0	0	0	0	33	19	0	3	3	0	8	0	0	18	4	8	3	3	0	0	0	286			
	Female	0	0	0	0	0	0	0	0	0	0	0	0	0	0	0	2	1	0	1	0	0	0	0	2	0	1	1	0	0	0	0	0	28			
Total Other Offense Violations:	Male	8	0	1	7	2	3	37	35	2	4	22	1	0	1	0	222	128	0	51	6	1	36	0	3	40	10	14	6	5	0	0	0	5	2,524		
	Female	3	0	1	2	1	3	19	19	0	2	4	0	0	0	0	48	21	0	20	0	1	6	0	0	16	4	7	3	2	0	0	0	0	1,069		
Prostitution and Commercialized Vice:		30 - 34																																YTD			
Prostitution	Male	0	0	0	0	0	0	0	0	0	0	0	0	0	0	3	3	0	0	0	0	0	0	0	0	2	0	2	0	0	0	0	0	34			
	Female	0	0	0	0	0	0	0	0	0	0	0	0	0	0	2	2	0	0	0	0	0	0	0	0	0	0	0	0	0	0	0	0	273			
Assisting or Promoting Prostitution	Male	0	0	0	0	0	0	0	0	0	0	0	0	0	0	0	0	0	0	0	0	0	0	0	0	0	0	0	0	0	0	0	0	5			
	Female	0	0	0	0	0	0	0	0	0	0	0	0	0	0	0	0	0	0	0	0	0	0	0	0	0	0	0	0	0	0	0	0	0			
Purchasing Prostitution	Male	0	0	0	0	0	0	0	0	0	0	0	0	0	0	0	0	0	0	0	0	0	0	0	0	0	0	0	0	0	0	0	0	7			
	Female	0	0	0	0	0	0	0	0	0	0	0	0	0	0	0	0	0	0	0	0	0	0	0	0	0	0	0	0	0	0	0	0	1			
Sex Offenses (Except Forcible Rape and Prostitution)	Male	1	0	0	1	0	0	1	1	0	0	0	0	0	0	0	16	9	0	4	0	0	3	0	0	0	0	0	0	0	0	0	0	75			
	Female	0	0	0	0	0	0	0	0	0	0	0	0	0	0	0	0	0	0	0	0	0	0	0	0	0	0	0	0	0	0	0	0	11			
Total Prostitution & Commercialized Vice Violations:	Male	1	0	0	1	0	0	1	1	0	0	0	0	0	0	0	19	12	0	4	0	0	3	0	0	2	0	2	0	0	0	0	0	121			
	Female	0	0	0	0	0	0	0	0	0	0	0	0	0	0	0	2	2	0	0	0	0	0	0	0	0	0	0	0	0	0	0	0	285			
Drug Abuse Violations:		30 - 34																																YTD			
Sale/Manufacturing:		1	0	0	1	0	0	12	11	1	2	0	9	0	9	0																					

Arrests - Races State Totals 2017		COUNTY: Humboldt																																		30 - 34
		Humboldt School Dist	Humboldt Co	Winnemucca PD	Lander Co	Lincoln Co	COUNTY: Lyon	Lyon Co	Yerington PD	Mineral Co	Nye Co	COUNTY: Pershing	Lovelock PD	Pershing Co	Storey Co	COUNTY: Washoe	Reno PD	Reno Tahoe Airport Auth	Sparks PD	UNR	Washoe School Dist	Washoe Co	Reno Muni Court	White Pine Co	COUNTY: Storewide	NDI	NHP - Southern	NHP - Northeastern	NHP - Northwestern	Capital Police	Fire Marshal	Secretary of State	Attorney General	YTD		
Gambling:		30 - 34																																		YTD
Bookmaking (Horse and Sport Book)	Male:	0	0	0	0	0	0	0	0	0	0	0	0	0	0	0	0	0	0	0	0	0	0	0	0	0	0	0	0	0	0	0	0	0	0	
	Female:	0	0	0	0	0	0	0	0	0	0	0	0	0	0	0	0	0	0	0	0	0	0	0	0	0	0	0	0	0	0	0	0	0	0	
Numbers and Lottery	Male:	0	0	0	0	0	0	0	0	0	0	0	0	0	0	0	0	0	0	0	0	0	0	0	0	0	0	0	0	0	0	0	0	0	0	
	Female:	0	0	0	0	0	0	0	0	0	0	0	0	0	0	0	0	0	0	0	0	0	0	0	0	0	0	0	0	0	0	0	0	0	0	
All Other Gambling	Male:	0	0	0	0	0	0	0	0	0	0	0	0	0	0	0	0	0	0	0	0	0	0	0	0	0	0	0	0	0	0	0	0	0	0	
	Female:	0	0	0	0	0	0	0	0	0	0	0	0	0	0	0	0	0	0	0	0	0	0	0	0	0	0	0	0	0	0	0	0	0	0	
Total Gambling Violations:		Male	0	0	0	0	0	0	0	0	0	0	0	0	0	0	0	0	0	0	0	0	0	0	0	0	0	0	0	0	0	0	0	0	0	
		Female	0	0	0	0	0	0	0	0	0	0	0	0	0	0	0	0	0	0	0	0	0	0	0	0	0	0	0	0	0	0	0	0	0	
Miscellaneous:		30 - 34																																		YTD
Offenses Against the Family and Children	Male:	0	0	0	0	1	1	1	1	0	1	2	1	0	1	0	30	19	0	4	0	0	7	0	1	5	0	2	0	3	0	0	0	0	84	
	Female:	0	0	0	0	0	5	5	0	0	5	0	0	0	16	11	0	2	0	0	3	0	2	5	0	5	0	0	0	0	0	0	0	0	87	
Driving Under the Influence	Male:	4	0	2	2	3	1	11	11	0	9	9	2	0	2	1	160	87	1	24	1	0	47	0	316	0	218	13	84	1	0	0	0	0	1,165	
	Female:	1	0	1	0	0	4	4	0	1	2	0	0	0	1	0	52	26	0	11	1	0	14	0	117	0	87	5	25	0	0	0	0	392		
Liquor Laws	Male:	0	0	0	0	0	1	1	0	0	1	0	0	0	0	92	92	0	0	0	0	0	0	3	0	1	1	1	0	0	0	0	0	210		
	Female:	0	0	0	0	0	0	0	0	0	0	0	0	0	0	41	41	0	0	0	0	0	0	0	0	0	0	0	0	0	0	0	0	58		
Drunkenness	Male:	0	0	0	0	0	0	0	0	3	4	0	0	0	0	0	0	0	0	0	0	0	0	1	3	0	2	0	1	0	0	0	0	13		
	Female:	0	0	0	0	0	0	0	0	3	2	0	0	0	0	0	0	0	1	0	0	0	0	0	0	0	0	0	0	0	0	0	0	7		
Disorderly Conduct	Male:	1	0	0	0	0	6	6	0	2	2	0	0	0	0	15	8	0	3	0	0	4	1	1	1	0	0	0	0	0	0	0	0	0	157	
	Female:	0	0	0	0	0	1	1	1	0	2	0	0	0	0	2	1	0	1	0	0	0	0	0	0	0	0	0	0	0	0	0	0	48		
Vagrancy	Male:	0	0	0	0	0	1	0	1	0	0	0	0	0	0	3	3	0	0	0	0	0	0	0	0	0	0	0	0	0	0	0	0	0	146	
	Female:	0	0	0	0	0	0	0	0	1	0	0	0	0	0	2	2	0	0	0	0	0	0	0	0	0	0	0	0	0	0	0	0	50		
All Other Offenses (Except Traffic)	Male:	9	0	2	7	1	34	34	0	11	78	11	1	0	13	1	1,203	702	3	204	5	2	287	0	20	266	16	175	14	60	1	0	0	0	5,884	
	Female:	5	0	1	4	9	0	18	18	0	1	28	1	0	1	4	393	187	1	94	0	0	111	0	3	118	6	78	5	28	0	0	0	1	2,267	
Suspicion	Male:	0	0	0	0	0	0	0	0	0	0	0	0	0	0	0	0	0	0	0	0	0	0	0	0	0	0	0	0	0	0	0	0	0	0	
	Female:	0	0	0	0	0	0	0	0	0	0	0	0	0	0	0	0	0	0	0	0	0	0	0	0	0	0	0	0	0	0	0	0	0		
Total Miscellaneous Violations:		Male	14	0	4	10	11	3	54	53	1	26	96	14	1	13	14	1,503	911	4	235	6	2	345	0	23	594	17	398	28	149	2	0	0	7,659	
		Female	6	0	2	4	9	1	28	28	0	8	37	1	0	1	4	507	268	1	109	1	0	128	0	5	240	6	170	10	53	0	0	1	2,909	
Human Trafficking:		30 - 34																																		YTD
Human Trafficking/ Commercial Sex Acts	Male:	0	0	0	0	0	0	0	0	0	0	0	0	0	0	0	0	0	0	0	0	0	0	0	0	0	0	0	0	0	0	0	0	0	3	
	Female:	0	0	0	0	0	0	0	0	0	0	0	0	0	0	0	0	0	0	0	0	0	0	0	0	0	0	0	0	0	0	0	0	0	0	
Human Trafficking/ Involuntary Servitude	Male:	0	0	0	0	0	0	0	0	0	0	0	0	0	0	0	0	0	0	0	0	0	0	0	0	0	0	0	0	0	0	0	0	0	0	
	Female:	0	0	0	0	0	0	0	0	0	0	0	0	0	0	0	0	0	0	0	0	0	0	0	0	0	0	0	0	0	0	0	0	0	0	
Total Human Trafficking Violations:		Male	0	0	0	0	0	0	0	0	0	0	0	0	0	0	0	0	0	0	0	0	0	0	0	0	0	0	0	0	0	0	0	0	3	
		Female	0	0	0	0	0	0	0	0	0	0	0	0	0	0	0	0	0	0	0	0	0	0	0	0	0	0	0	0	0	0	0	0	0	
Total Arrests:		Male	32	0	7	25	14	9	135	131	4	35	131	48	3	45	14	2,237	1,336	4	420	15	3	459	0	31	668	49	418	34	159	3	0	0	5	13,190
30 - 34 Years of Age		Female	16	0	6	10	10	7	58	58	0	15	44	14	0	14	4	771	419	1	190	1	1	159	0	7	270	21	179	13	56	0	0	1	5,387	
		Total:	48	0	13	35	24	16	193	189	4	50	175	62	3	59	18	3,008	1,755	5	610	16	4	618	0	38	938	70	597	47	215	3	0	0	6	18,577

Arrests - Races State Totals 2017		Essex City So	COUNTY: Churchill	Churchill Co	Fallen PD	COUNTY: Clark	Boulder PD	Clark Co School Dist	College of SNV	Henderson PD	LV Metro	LV Fire & Rescue	Mequiter PD	NLV Fire & Rescue	NLV PD	UNLV PD	Douglas Co	COUNTY: Elko	Carlin PD	Elko PD	Elko CO	West Wendover PD	Esmeralda Co	Eureka Co	
<b>Index Crime:</b>		<b>35 - 39</b>																							
Murder and Nonnegligent Manslaughter	Male	1	0	0	0	10	0	0	0	1	8	0	0	0	0	1	0	1	0	1	0	0	0	0	0
	Female	0	0	0	0	0	0	0	0	0	0	0	0	0	0	0	0	0	0	0	0	0	0	0	0
Manslaughter by Negligence	Male	0	0	0	0	0	0	0	0	0	0	0	0	0	0	0	0	0	0	0	0	0	0	0	0
	Female	0	0	0	0	0	0	0	0	0	0	0	0	0	0	0	0	0	0	0	0	0	0	0	0
Rape	Male	0	1	0	1	35	0	0	0	2	30	0	2	0	1	0	0	0	0	0	0	0	0	0	0
	Female	0	0	0	0	1	0	0	0	0	1	0	0	0	0	0	0	0	0	0	0	0	0	0	0
Robbery	Male	1	0	0	0	73	0	0	0	9	61	0	0	0	3	0	0	0	0	0	0	0	0	0	0
	Female	1	0	0	0	22	0	0	0	2	19	0	0	0	2	0	0	0	0	0	0	0	0	0	0
Aggravated Assault (Return A - 4a-d)	Male	22	1	1	0	269	0	1	0	5	199	0	0	0	64	0	1	6	1	0	3	2	0	0	0
	Female	11	0	0	0	92	0	3	0	2	60	0	0	0	27	0	1	0	0	0	0	0	0	0	0
Burglary - Breaking or Entering	Male	7	1	0	1	167	0	0	0	34	125	0	2	0	6	0	2	7	0	6	0	1	0	0	0
	Female	6	1	0	1	62	0	0	0	6	50	0	0	0	6	0	2	2	0	0	1	1	0	0	0
Larceny - Theft (Except Motor Vehicle Theft)	Male	13	3	0	3	320	1	0	0	50	241	0	2	0	26	0	8	4	0	3	0	1	0	0	0
	Female	9	2	0	2	212	2	0	1	55	138	0	5	0	10	1	4	3	0	3	0	0	0	0	0
Motor Vehicle Theft	Male	1	0	0	0	25	0	0	0	4	15	0	0	0	6	0	1	0	1	0	0	0	0	0	0
	Female	1	0	0	0	9	0	0	0	1	7	0	0	0	1	0	1	1	0	1	0	0	0	0	0
Arson	Male	0	0	0	0	2	0	0	0	1	1	0	0	0	0	0	0	0	0	0	0	0	0	0	0
	Female	0	0	0	0	2	0	0	0	1	0	0	0	0	1	0	0	1	0	0	0	1	0	0	0
Total Index Crimes Violations:		Male	45	6	1	5	901	1	1	0	106	680	0	6	0	106	1	11	19	1	11	3	4	0	0
	Female	28	3	0	3	400	2	3	1	67	274	0	5	0	47	1	8	7	0	4	1	2	0	0	0
<b>Other Offenses:</b>		<b>35 - 39</b>																							
Other Assaults (Return A - 4a)	Male	1	10	5	5	998	1	0	0	109	822	0	10	0	44	2	17	21	1	8	9	3	0	0	0
	Female	1	4	4	0	527	1	0	0	71	436	0	1	0	18	0	6	14	0	5	4	5	0	0	0
Forgery and Counterfeiting	Male	0	0	0	0	35	0	0	0	6	29	0	0	0	0	0	0	8	0	0	3	5	0	0	0
	Female	2	0	0	0	20	0	0	0	1	18	0	0	1	0	0	0	3	0	0	0	3	0	0	0
Fraud	Male	0	0	0	0	124	0	0	0	18	99	0	0	0	7	0	0	2	0	0	1	1	0	0	0
	Female	3	0	0	0	55	0	0	0	6	46	0	0	0	3	0	0	1	0	0	1	0	0	0	0
Embezzlement	Male	1	0	0	0	12	0	0	0	0	11	0	0	0	1	0	0	1	0	0	1	0	0	0	0
	Female	0	0	0	0	4	0	0	0	0	4	0	0	0	0	0	0	1	0	0	1	0	0	0	0
Stolen Property: Buying, Receiving, Possessing	Male	2	0	0	0	132	0	1	0	12	114	0	3	0	2	0	2	3	0	3	0	0	0	0	0
	Female	0	0	0	0	33	0	0	0	4	26	0	1	0	2	0	0	1	0	1	0	0	0	0	0
Vandalism	Male	0	0	0	0	92	0	0	0	16	71	0	0	0	5	0	2	1	0	0	1	0	1	0	0
	Female	1	0	0	0	14	0	0	0	1	13	0	0	0	0	0	2	0	1	1	0	0	0	0	0
Weapons: Carrying, Possessing, etc.	Male	1	0	0	0	158	0	1	0	13	131	0	1	0	12	0	1	3	0	1	1	1	0	0	0
	Female	0	0	0	0	16	0	0	0	2	14	0	0	0	0	0	2	0	0	0	2	0	0	0	0
Total Other Offense Violations:		Male	9	10	5	5	1,551	1	2	0	174	1,287	0	14	0	71	2	22	39	1	13	16	9	1	0
	Female	7	4	4	0	669	1	0	0	85	557	0	2	0	24	0	6	24	0	7	7	10	0	0	0
<b>Prostitution and Commercialized Vice:</b>		<b>35 - 39</b>																							
Prostitution	Male	0	0	0	0	23	0	0	0	0	23	0	0	0	0	0	0	0	0	0	0	0	0	0	0
	Female	0	0	0	0	123	0	0	0	0	123	0	0	0	0	0	0	0	0	0	0	0	0	0	0
Assisting or Promoting Prostitution	Male	0	0	0	0	1	0	0	0	0	1	0	0	0	0	0	0	0	0	0	0	0	0	0	0
	Female	0	0	0	0	0	0	0	0	0	0	0	0	0	0	0	0	0	0	0	0	0	0	0	0
Purchasing Prostitution	Male	0	0	0	0	2	0	0	0	0	2	0	0	0	0	0	0	0	0	0	0	0	0	0	0
	Female	0	0	0	0	0	0	0	0	0	0	0	0	0	0	0	0	0	0	0	0	0	0	0	0
Sex Offenses (Except Forcible Rape and Prostitution)	Male	3	0	0	0	68	0	0	0	3	65	0	0	0	0	0	0	0	0	0	0	0	0	0	0
	Female	1	0	0	0	11	0	0	0	2	9	0	0	0	0	0	0	0	0	0	0	0	0	0	0
Total Prostitution & Commercialized Vice		Male	3	0	0	94	0	0	0	3	91	0	0	0	0	0	0	0	0	0	0	0	0	0	0
	Female	1	0	0	0	134	0	0	0	2	132	0	0	0	0	0	0	0	0	0	0	0	0	0	0
<b>Drug Abuse Violations:</b>		<b>35 - 39</b>																							
Sale/Manufacturing:		5	0	0	0	188	0	1	0	4	172	0	8	0	3	0	3	3	0	1	2	0	1	0	0
Opium or Cocaine and Their Derivatives (Morphine, Heroin, Codeine)	Male	2	0	0	0	38	0	0	0	0	38	0	0	0	0	0	0	1	0	1	0	0	0	0	0
	Female	1	0	0	0	10	0	0	0	0	10	0	0	0	0	0	0	0	0	0	0	0	0	0	0
Marijuana	Male	0	0	0	0	50	0	0	0	0	50	0	0	0	0	0	0	0	0	0	0	0	0	0	0
	Female	0	0	0	0	2	0	0	0	0	2	0	0	0	0	0	0	0	0	0	0	0	0	0	0
Synthetic Narcotics - Manufactured Narcotics Which Can Cause True Drug Addiction (Demerol, Methadone)	Male	0	0	0	0	25	0	0	0	0	25	0	0	0	0	0	0	0	0	0	0	0	1	0	0
	Female	2	0	0	0	2	0	0	0	0	2	0	0	0	0	0	0	2	0	0	2	0	0	0	0
Other - Dangerous Nonnarcotic Drugs (Barbiturates, Benzadrine)	Male	0	0	0	0	44	0	0	0	4	34	0	5	0	1	0	2	0	0	0	0	0	0	0	0
	Female	0	0	0	0	17	0	1	0	0	11	0	3	0	2	0	1	0	0	0	0	0	0	0	0
Possession:		11	0	0	0	734	1	1	0	65	587	0	31	0	69	0	15	19	7	5	5	2	0	0	0
Opium or Cocaine and Their Derivatives (Morphine, Heroin, Codeine)	Male	6	0	0	0	87	0	0	0	0	83	0	0	0	4	0	0	1	0	1	0	0	0	0	0
	Female	4	0	0	0	23	0	0	0	0	19	0	0	0	4	0	0	1	1	0	0	0	0	0	0
Marijuana	Male	0	0	0	0	37	0	0	0	0	32	0	1	0	4	0	0	1	1	0	0	0	0	0	0
	Female	0	0	0	0	4	0	0	0	0	2	0	1	0	1	0	0	0	0	0	0	0	0	0	0
Synthetic Narcotics - Manufactured Narcotics Which Can Cause True Drug Addiction (Demerol, Methadone)	Male	1	0	0	0	158	0	0	0	0	156	0	0	0	2	0	0	8	2	2	3	1	0	0	0
	Female	0	0	0	0	42	1	0	0	0	41	0	0	0	0	0	0	7	3	2	1	1	0	0	0
Other - Dangerous Nonnarcotic Drugs (Barbiturates, Benzadrine)	Male	0	0	0	0	282	0	1	0	41	192	0	6	0	42	0	14	0	0	0	0	0	0	0	0
	Female	0	0	0	0	101	0	0	0	24	62	0	3	0	12	0	1	1	0	0	1	0	0	0	0
Total Drug Abuse Violations:		Male	9	0	0	721	0	1	0	45	610	0	12	0	53	0	16	11	3	4	3	1	1	0	0
	Female	7	0	0	0	201	1	1	0	24	149	0	7	0	19										

Arrests - Races State Totals 2017		Cason City So	COUNTY: Churchill	Churchill Co	Fallon PD	COUNTY: Clark	Boulder PD	Clark Co School Dist	College of SNV	Henderson PD	LV Metro	LV Fire & Rescue	Mesquite PD	NLV Fire & Rescue	NLV PD	UNLV PD	Douglas Co	COUNTY: Elko	Carlin PD	Elko PD	Elko CO	West Wendover PD	Esmeralda Co	Eureka Co	
Gambling:		35 - 39																							
Bookmaking (Horse and Sport Book)	Male	0	0	0	0	0	0	0	0	0	0	0	0	0	0	0	0	0	0	0	0	0	0	0	
	Female	0	0	0	0	0	0	0	0	0	0	0	0	0	0	0	0	0	0	0	0	0	0	0	
Numbers and Lottery	Male	0	0	0	0	0	0	0	0	0	0	0	0	0	0	0	0	0	0	0	0	0	0	0	
	Female	0	0	0	0	0	0	0	0	0	0	0	0	0	0	0	0	0	0	0	0	0	0	0	
All Other Gambling	Male	0	0	0	0	0	0	0	0	0	0	0	0	0	0	0	0	0	0	0	0	0	0	0	
	Female	0	0	0	0	0	0	0	0	0	0	0	0	0	0	0	0	0	0	0	0	0	0	0	
Total Gambling Violations:		Male	0	0	0	0	0	0	0	0	0	0	0	0	0	0	0	0	0	0	0	0	0	0	
	Female	0	0	0	0	0	0	0	0	0	0	0	0	0	0	0	0	0	0	0	0	0	0	0	
Miscellaneous:		35 - 39																							
Offenses Against the Family and Children	Male	6	3	0	3	14	1	0	0	4	9	0	0	0	0	0	4	2	1	1	0	0	0	0	
	Female	1	1	0	1	22	0	0	0	6	12	0	0	0	4	0	2	1	0	0	1	0	0	0	
Driving Under the Influence	Male	13	7	2	5	443	1	3	0	61	326	0	17	0	39	1	16	18	1	4	7	6	0	0	
	Female	3	2	2	0	165	3	0	0	25	125	0	2	0	10	0	5	7	1	2	3	1	0	0	
Liquor Laws	Male	2	0	0	0	93	0	0	0	7	85	0	1	0	0	0	4	0	0	0	0	0	1	0	
	Female	1	0	0	0	15	0	0	0	2	13	0	0	0	0	0	0	0	0	0	0	0	0	0	
Drunkenness	Male	0	0	0	0	0	0	0	0	0	0	0	0	0	0	0	2	1	0	1	0	0	0	0	
	Female	0	0	0	0	0	0	0	0	0	0	0	0	0	0	0	0	0	0	0	0	0	0	0	
Disorderly Conduct	Male	3	2	1	1	65	0	0	0	0	56	0	3	0	6	0	6	13	2	4	5	2	0	0	
	Female	0	0	0	0	16	0	0	0	1	5	0	2	0	8	0	2	0	0	0	0	0	0	0	
Vagrancy	Male	1	0	0	0	246	0	0	0	1	244	0	1	0	0	0	0	0	0	0	0	0	0	0	
	Female	0	0	0	0	33	0	0	0	0	33	0	0	0	0	0	0	0	0	0	0	0	0	0	
All Other Offenses (Except Traffic)	Male	121	28	10	18	3,284	3	4	1	392	2,736	0	9	0	136	3	42	117	11	37	47	22	5	0	
	Female	57	42	26	16	1,143	2	0	0	187	899	0	2	0	53	0	8	41	11	15	11	4	2	0	
Suspicion	Male	0	0	0	0	0	0	0	0	0	0	0	0	0	0	0	0	0	0	0	0	0	0	0	
	Female	0	0	0	0	0	0	0	0	0	0	0	0	0	0	0	0	0	0	0	0	0	0	0	
Total Miscellaneous Violations:		Male	146	40	13	27	4,145	5	7	1	465	3,456	0	26	0	181	4	74	151	15	47	59	30	6	0
	Female	62	45	28	17	1,394	5	0	0	221	1,087	0	6	0	75	0	18	49	12	17	15	5	2	0	
Human Trafficking:		35 - 39																							
Human Trafficking/ Commercial Sex Acts	Male	0	0	0	0	3	0	0	0	0	3	0	0	0	0	0	0	0	0	0	0	0	0	0	
	Female	0	0	0	0	1	0	0	0	0	1	0	0	0	0	0	0	0	0	0	0	0	0	0	
Human Trafficking/ Involuntary Servitude	Male	0	0	0	0	0	0	0	0	0	0	0	0	0	0	0	0	0	0	0	0	0	0	0	
	Female	0	0	0	0	0	0	0	0	0	0	0	0	0	0	0	0	0	0	0	0	0	0	0	
Total Human Trafficking Violations:		Male	0	0	0	3	0	0	0	0	3	0	0	0	0	0	0	0	0	0	0	0	0	0	0
	Female	0	0	0	0	1	0	0	0	0	1	0	0	0	0	0	0	0	0	0	0	0	0	0	
Total Arrests:	Male	212	56	19	37	7,415	7	11	1	793	6,127	0	58	0	411	7	123	220	20	75	81	44	8	0	
35 - 39 Years of Age	Female	105	52	32	20	2,799	9	4	1	399	2,200	0	20	0	165	1	34	91	16	30	27	18	2	0	
Total:		317	108	51	57	10,214	16	15	2	1,192	8,327	0	78	0	576	8	157	311	36	105	108	62	10	0	

Arrests - Races State Totals 2017		COUNTY: Humboldt	Humboldt School Dist	Humboldt Co	Winnemucca PD	Lander Co	Lincoln Co	COUNTY: Lyon	Lyon Co	Yerington PD	Mineral Co	Nye Co	COUNTY: Persim	Lowndes PD	Pershing Co	Storey Co	COUNTY: Washoe	Reno PD	Reno-Tahoe Airport Auth	Sparks PD	UNR	Washoe School Dist	Washoe Co	Reno Main Court	White Pine Co	COUNTY: Statewide	NDI	NIP - Southern	NIP - Northeastern	NIP - Northwestern	Capital Police	Fire Marshal	Secretary of State	Attorney General	35 - 39		
Index Crime:		35 - 39																																			
Murder and Nonnegligent Manslaughter		Male	0	0	0	0	0	0	0	0	0	0	1	0	0	0	0	0	0	0	0	0	0	0	0	0	0	0	0	0	0	0	0	0	0	0	13
		Female	0	0	0	0	0	0	0	0	0	0	0	0	0	0	0	1	0	0	0	0	0	1	0	0	0	0	0	0	0	0	0	0	0	0	1
Manslaughter by Negligence		Male	0	0	0	0	0	0	0	0	0	0	0	0	0	0	0	0	0	0	0	0	0	0	0	0	0	0	0	0	0	0	0	0	0	0	
		Female	0	0	0	0	0	0	0	0	0	0	0	0	0	0	0	0	0	0	0	0	0	0	0	0	0	0	0	0	0	0	0	0	0	0	
Rape		Male	0	0	0	0	0	0	0	0	0	0	0	0	0	0	0	8	3	0	3	0	2	0	0	0	0	0	0	0	0	0	0	0	0	44	
		Female	0	0	0	0	0	0	0	0	0	0	0	0	0	0	0	1	0	0	0	0	1	0	0	0	0	0	0	0	0	0	0	0	0	2	
Robbery		Male	0	0	0	0	0	0	0	0	0	0	0	0	0	0	0	4	1	0	2	0	0	0	1	1	1	0	0	0	0	0	1	0	0	80	
		Female	0	0	0	0	0	0	0	0	0	0	0	0	0	0	0	4	3	0	1	0	0	0	0	1	1	0	0	0	0	0	0	0	0	0	
Aggravated Assault (Return A - 4a-d)		Male	2	0	0	2	1	0	9	9	0	6	0	0	0	0	1	164	82	0	38	0	44	0	0	1	1	0	0	0	0	0	0	0	1	483	
		Female	0	0	0	0	0	0	2	2	0	0	1	0	0	0	0	32	24	0	14	0	14	0	1	1	0	0	0	0	1	0	0	0	0	160	
Burglary - Breaking or Entering		Male	0	0	0	4	3	9	9	0	0	0	0	0	0	0	0	90	51	0	25	0	14	0	2	5	4	0	0	0	1	0	0	0	0	297	
		Female	1	0	0	1	0	0	1	1	0	0	0	0	0	0	0	32	22	0	5	0	5	0	1	1	0	0	0	0	0	0	0	0	0	108	
Larceny - Theft (Except Motor Vehicle Theft)		Male	1	0	0	1	1	0	1	1	0	1	1	0	0	0	0	41	26	0	13	0	2	0	2	0	0	0	0	0	0	0	0	0	2	396	
		Female	0	0	0	0	0	8	8	0	0	0	0	0	0	0	0	38	27	0	10	0	1	0	0	0	0	0	0	0	0	0	0	0	0	276	
Motor Vehicle Theft		Male	0	0	0	0	1	0	1	1	0	0	0	2	0	2	0	33	22	0	8	0	3	0	0	1	1	0	0	0	0	0	0	0	0	65	
		Female	0	0	0	0	0	0	0	0	0	0	0	0	0	0	0	8	3	0	1	0	0	4	0	0	0	0	0	0	0	0	0	0	0	21	
Arson		Male	0	0	0	0	0	0	0	0	0	0	0	0	0	0	0	2	0	0	1	0	0	1	4	0	0	0	0	0	0	0	0	0	0	4	
		Female	1	0	1	0	0	0	0	0	0	0	0	0	0	0	0	1	1	0	0	0	0	0	0	0	0	0	0	0	0	0	0	0	5		
Total Index Crimes Violations:		Male	3	0	0	3	7	3	20	20	0	1	8	2	0	2	1	342	185	0	90	0	67	0	3	10	5	0	0	0	2	0	0	2	0	1,682	
		Female	2	0	1	1	0	11	11	0	0	1	0	0	0	0	0	137	80	0	31	0	26	0	1	3	2	0	0	1	0	0	0	0	0	3,061	
Other Offenses:		35 - 39																																			YTD
Other Assaults (Return A - 4e)		Male	7	0	4	3	1	1	27	23	4	0	1	1	0	1	0	52	35	0	10	1	0	6	0	3	4	1	0	1	2	0	0	0	0	1,144	
		Female	1	0	0	1	1	0	5	5	0	1	2	1	0	0	0	29	21	0	7	0	0	1	0	0	3	0	0	0	1	2	0	0	0	0	595
Forgery and Counterfeiting		Male	0	0	0	0	1	0	0	0	0	0	2	0	0	0	0	4	1	0	2	0	0	1	0	0	3	1	1	0	1	0	0	0	0	53	
		Female	0	0	0	0	0	0	1	1	0	0	0	0	0	0	0	5	5	0	0	0	0	0	0	0	0	0	0	0	0	0	0	0	0	32	
Fraud		Male	0	0	0	0	0	3	2	1	0	3	0	0	0	0	0	26	14	0	6	0	6	0	7	0	1	0	2	0	0	1	3	169			
		Female	0	0	0	0	0	0	2	2	0	0	3	0	0	0	0	27	19	0	3	0	5	0	6	1	2	1	1	0	0	0	0	1	97		
Embezzlement		Male	0	0	0	0	0	0	0	0	0	0	1	0	0	0	0	1	0	0	1	0	0	0	0	0	0	0	0	0	0	0	0	0	0	16	
		Female	0	0	0	0	1	0	1	1	0	0	0	0	0	0	0	3	1	0	1	0	1	0	0	2	0	0	0	0	0	0	0	0	1	122	
Stolen Property; Buying, Receiving, Possessing		Male	0	0	0	0	2	3	3	0	0	0	0	0	0	0	0	20	9	0	7	0	1	3	0	0	2	0	0	0	2	0	0	0	0	166	
		Female	0	0	0	0	0	0	0	0	0	0	0	0	0	0	0	5	1	0	3	0	0	1	1	1	1	0	0	0	0	0	0	0	41		
Vandalism		Male	0	0	0	0	0	0	0	0	0	0	4	0	0	0	0	27	18	0	3	0	6	0	3	0	0	0	0	0	0	0	0	0	0	136	
		Female	1	0	0	0	0	2	2	0	0	0	0	0	0	0	0	4	2	0	1	0	0	0	0	1	0	0	0	0	0	0	0	0	24		
Weapons; Carrying, Possessing, etc.		Male	3	0	2	1	2	1	3	3	0	2	4	0	0	0	0	13	8	0	2	1	2	0	1	11	1	7	0	3	0	0	0	0	203		
		Female	0	0	0	0	0	0	0	0	0	1	2	0	0	0	0	3	1	0	1	0	1	0	1	2	1	1	0	0	0	0	0	0	0	27	
Total Other Offense Violations:		Male	10	0	6	4	6	2	42	37	5	2	15	1	0	1	0	143	85	0	31	2	1	24	0	10	3	10	3	10	0	1	3	1,887			
		Female	1	0	0	1	2	0	11	11	0	2	8	1	0	0	0	76	50	0	16	0	0	0	0	2	15	3	4	2	4	0	0	0	0	628	
Prostitution and Commercialized Vice:		35 - 39																																		YTD	
Prostitution		Male	0	0	0	0	0	0	0	0	0	0	0	0	0	0	0	2	2	0	0	0	0	0	0	0	0	0	0	0	0	0	0	0	0	25	
		Female	0	0	0	0	0	0	0	0	0	0	0	0	0	0	0	5	5	0	0	0	0	0	0	0	0	0	0	0	0	0	0	0	0	128	
Assisting or Promoting Prostitution		Male	0	0	0	0	0	0	0	0	0	0	0	0	0	0	0	0	0	0	0	0	0	0	0	0	0	0	0	0	0	0	0	0	0	0	
		Female	0	0	0	0	0	0	0	0	0	0	0	0	0	0	0	0	0	0	0	0	0	0	0	0	0	0	0	0	0	0	0	0	0	0	
Purchasing Prostitution		Male	1	0	1	0	0	0	0	0	0	0	0	0	0	0	0	0	0	0	0	0	0	0	0	0	0	0	0	0	0	0	0	0	0	3	
		Female	0	0	0	0	0	0	0	0	0	0	0	0	0	0	0	0	0	0	0	0	0	0	0	0	0	0	0	0	0	0	0	0	0	0	
Sex Offenses (Except Forcible Rape and Prostitution)		Male	2	0	0	2	0	0	0	0	0	0	0	0	0	0	0	3	3	0	0	0	0	0	0	0	0	0	0	0	0	0	0	0	0	76	
		Female	0	0	0	0	0	0	0	0	0	0	0	0	0	0	0	2	1	0	1	0	0	0	0	0	0	0	0	0	0	0	0	0	0	14	
Total Prostitution & Commercialized Vice		Violations:	Male	3	0	1	2	0	0	0	0	0	0	0	0	0	0	5	5	0	0	0	0	0	0	0	1	0	0	0	1	0	0	0	106		
		Female	0	0	0	0	0	0	0	0	0	0	0	0	0	0	0	7	6	0	1	0	0	0	0	0	0	0	0	0	0	0	0	0	0	142	
Drug Abuse Violations:		35 - 39																																		YTD	
Sale/Manufacturing:		1	0	0	1	0	1	6	6	0	1	1	2	0	2	1	9	3	0	3	0	0	3	0	0	22	18	1	2	1	0	0	0	0	0	244	
Opium or Cocaine and Their Derivatives (Morphine, Heroin, Codeine)		Male	0	0	0	0	0	0	0	0	0	0	0	0	0	0	8	2	0	3	0	0	3	0	0	1	1	0	0	0	0	0	0	0	51		
		Female	0	0	0	0	0	0	0	0	0	0	0	0	0	0	0	0	0	0	0	0	0	0	0	0	0	0	0	0	0	0	0	0	0		
Marijuana		Male	0	0	0	0	0	0	0	0	0	0	0	0	0	0	0	0	0	0	0	0	0	0	0	0	1	0	0	0	1	0	0	0	0	51	
		Female	0	0	0	0	0	0	0																												



Arrests - Races State Totals 2017		COUNTY: Humboldt	Humboldt School Dist	Humboldt Co	Winnemucca PD	Lander Co	Lincoln Co	COUNTY: Lyon	Lyon Co	Yerington PD	Mineral Co	Nye Co	COUNTY: Persim	Lovelock PD	Pershing Co	Storey Co	COUNTY: Washoe	Reno PD	Reno-Tahoe Airport Auth	Sparks PD	UNR	Washoe School Dist	Washoe Co	Reno Municipal Court	White Pine Co	COUNTY: Statewide	NDI	NHP - Southern	NHP - Northeastern	NHP - Northwestern	Capital Police	Fire Marshal	Secretary of State	Attorney General	35 - 39	
Gambling:		35 - 39																																		YTD
Bookmaking (Horse and Sport Book)	Male	0	0	0	0	0	0	0	0	0	0	0	0	0	0	0	0	0	0	0	0	0	0	0	0	0	0	0	0	0	0	0	0	0	0	
	Female	0	0	0	0	0	0	0	0	0	0	0	0	0	0	0	0	0	0	0	0	0	0	0	0	0	0	0	0	0	0	0	0	0	0	
Numbers and Lottery	Male	0	0	0	0	0	0	0	0	0	0	0	0	0	0	0	0	0	0	0	0	0	0	0	0	0	0	0	0	0	0	0	0	0	0	
	Female	0	0	0	0	0	0	0	0	0	0	0	0	0	0	0	0	0	0	0	0	0	0	0	0	0	0	0	0	0	0	0	0	0	0	
All Other Gambling	Male	0	0	0	0	0	0	0	0	0	0	0	0	0	0	0	0	0	0	0	0	0	0	0	0	0	0	0	0	0	0	0	0	0	0	
	Female	0	0	0	0	0	0	0	0	0	0	0	0	0	0	0	0	0	0	0	0	0	0	0	0	0	0	0	0	0	0	0	0	0	0	
Total Gambling Violations:		Male	0	0	0	0	0	0	0	0	0	0	0	0	0	0	0	0	0	0	0	0	0	0	0	0	0	0	0	0	0	0	0	0	0	
	Female	0	0	0	0	0	0	0	0	0	0	0	0	0	0	0	0	0	0	0	0	0	0	0	0	0	0	0	0	0	0	0	0	0	0	
Miscellaneous:		35 - 39																																		YTD
Offenses Against the Family and Children	Male	1	0	0	1	0	0	0	0	0	0	4	0	0	0	2	18	8	0	5	0	0	5	0	2	3	0	1	0	1	0	0	0	1	59	
	Female	0	0	0	0	0	6	6	0	0	4	0	0	0	1	24	18	0	3	0	0	3	0	0	2	0	2	0	0	0	0	0	0	0	0	64
Driving Under the Influence	Male	0	0	0	3	0	9	9	0	3	4	0	0	0	2	123	64	0	24	0	0	35	1	0	246	7	160	18	66	0	0	0	0	0	888	
	Female	0	0	0	0	0	4	4	0	1	1	0	0	0	0	34	23	0	5	0	0	6	0	0	76	1	51	6	18	0	0	0	0	0	298	
Liquor Laws	Male	0	0	0	0	0	0	0	0	0	0	1	0	1	0	96	90	0	5	0	0	1	0	2	0	2	0	2	0	0	0	0	0	0	199	
	Female	0	0	0	0	0	1	1	0	1	0	0	0	0	0	41	40	0	1	0	0	0	0	0	1	0	1	0	0	0	0	0	0	0	60	
Drunkenness	Male	0	0	0	0	0	4	4	0	3	5	0	0	0	0	0	0	0	0	0	0	0	0	0	1	0	1	0	0	0	0	0	0	0	16	
	Female	0	0	0	0	0	1	1	0	3	6	0	0	0	0	0	0	0	0	0	0	0	0	0	0	2	0	0	0	0	0	0	0	0	12	
Disorderly Conduct	Male	1	0	0	1	0	7	7	0	3	1	1	1	0	0	17	11	0	4	0	1	1	0	1	0	1	0	0	0	0	0	0	0	0	120	
	Female	0	0	0	0	0	1	2	2	0	1	1	0	0	0	7	3	0	1	0	0	3	0	0	0	0	0	0	0	0	0	0	0	0	30	
Vagrancy	Male	0	0	0	0	0	0	0	0	0	0	0	0	0	0	5	5	0	0	0	0	0	0	0	0	0	0	0	0	0	0	0	0	0	252	
	Female	1	0	1	0	0	0	0	0	0	0	0	0	0	0	0	0	0	0	0	0	0	0	0	0	0	0	0	0	0	0	0	0	0	35	
All Other Offenses (Except Traffic)	Male	6	0	1	5	8	1	27	26	1	5	79	2	0	2	13	955	590	1	158	1	0	205	0	11	205	13	128	14	48	1	0	1	4,909		
	Female	4	0	0	4	2	0	7	7	0	6	43	1	0	1	5	333	179	0	73	0	0	81	0	11	88	6	56	5	21	0	0	0	1,793		
Suspicion	Male	0	0	0	0	0	0	0	0	0	0	0	0	0	0	0	0	0	0	0	0	0	0	0	0	0	0	0	0	0	0	0	0	0	0	
	Female	0	0	0	0	0	0	0	0	0	0	0	0	0	0	0	0	0	0	0	0	0	0	0	0	0	0	0	0	0	0	0	0	0	0	
Total Miscellaneous Violations:		Male	8	0	1	7	11	1	46	1	14	93	4	1	3	17	1,214	768	1	196	1	1	247	0	15	457	15	292	32	115	1	0	2	6,443		
	Female	5	0	1	4	2	1	21	21	0	12	55	1	0	1	6	439	263	0	83	0	0	93	0	11	169	7	110	13	39	0	0	0	2,292		
Human Trafficking:		35 - 39																																		YTD
Human Trafficking/ Commercial Sex Acts	Male	0	0	0	0	0	0	0	0	0	0	0	0	0	0	0	0	0	0	0	0	0	0	0	0	1	0	0	1	0	0	0	0	0	4	
	Female	0	0	0	0	0	0	0	0	0	0	0	0	0	0	0	0	0	0	0	0	0	0	0	0	0	0	0	0	0	0	0	0	0	1	
Human Trafficking/ Involuntary Servitude	Male	0	0	0	0	0	0	0	0	0	0	0	0	0	0	0	0	0	0	0	0	0	0	0	0	0	0	0	0	0	0	0	0	0	0	
	Female	0	0	0	0	0	0	0	0	0	0	0	0	0	0	0	0	0	0	0	0	0	0	0	0	0	0	0	0	0	0	0	0	0	0	
Total Human Trafficking Violations:		Male	0	0	0	0	0	0	0	0	0	0	0	0	0	0	0	0	0	0	0	0	0	0	0	1	0	0	1	0	0	0	0	0	4	
	Female	0	0	0	0	0	0	0	0	0	0	0	0	0	0	0	0	0	0	0	0	0	0	0	0	0	0	0	0	0	0	0	0	0	1	
Total Arrests:		Male	25	0	8	17	24	7	122	116	6	20	119	28	1	27	19	1,717	1,046	1	321	4	3	342	0	22	524	40	304	38	129	3	0	1	9	10,661
	Female	8	0	2	6	5	2	49	49	0	15	66	15	1	14	6	660	400	0	131	0	0	129	0	17	202	25	114	16	45	0	0	2	4,128		
35 - 39 Years of Age		Total:	33	0	10	23	29	9	171	165	6	35	185	43	2	41	25	2,377	1,446	1	452	4	3	471	0	39	726	65	418	54	174	3	0	1	11	14,789

Arrests - Races State Totals 2017		Essex City So	COUNTY: Churchill	Churchill Co	Fallen Pk	COUNTY: Clark	Boulder Pk	Clark Co School Dist	College of SNV	Henderson PD	LV Metro	LV Fire & Rescue	Mequiter PD	NLV Fire & Rescue	NLV PD	UNLV PD	Douglas Co	COUNTY: Elko	Carlin PD	Elko PD	Elko CO	West Wendover PD	Esmeralda Co	Eureka Co	
<b>Index Crime:</b>		<b>40 - 44</b>																							
Murder and Nonnegligent Manslaughter	Male	0	0	0	0	7	0	0	0	0	7	0	0	0	0	0	0	0	0	0	0	0	0	0	0
	Female	0	0	0	0	1	0	0	0	0	0	1	0	0	0	0	0	0	0	0	0	0	0	0	0
Manslaughter by Negligence	Male	0	0	0	0	0	0	0	0	0	0	0	0	0	0	0	0	0	0	0	0	0	0	0	0
	Female	0	0	0	0	0	0	0	0	0	0	0	0	0	0	0	0	0	0	0	0	0	0	0	0
Rape	Male	1	0	0	0	20	0	0	0	3	14	0	0	0	3	0	0	0	0	0	0	0	0	0	0
	Female	0	0	0	0	1	0	0	0	0	1	0	0	0	0	0	0	0	0	0	0	0	0	0	0
Robbery	Male	0	0	0	0	45	0	0	0	3	41	0	0	0	1	0	0	0	0	0	0	0	0	0	0
	Female	2	0	0	0	7	0	0	0	0	6	0	1	0	0	0	0	0	0	0	0	0	0	0	0
Aggravated Assault (Return A - 4a-d)	Male	15	2	1	1	157	0	0	0	5	121	0	1	0	30	0	3	3	0	1	1	1	1	0	1
	Female	8	0	0	0	76	0	2	0	3	53	0	0	0	18	0	1	1	0	1	0	0	0	0	0
Burglary - Breaking or Entering	Male	3	1	1	0	82	0	0	0	8	69	0	1	0	4	0	0	0	0	0	0	0	0	0	0
	Female	3	0	0	0	35	0	0	1	4	25	0	0	0	4	0	0	1	0	1	0	0	0	0	0
Larceny - Theft (Except Motor Vehicle Theft)	Male	2	0	0	0	215	0	0	0	28	165	0	2	0	20	0	1	3	0	2	1	0	0	0	0
	Female	10	2	0	2	135	0	0	0	22	90	0	5	0	18	0	5	2	0	2	0	0	0	0	0
Motor Vehicle Theft	Male	2	1	0	1	21	0	0	0	0	19	0	0	0	2	0	0	0	0	0	0	0	0	0	0
	Female	0	0	0	0	9	0	0	0	2	7	0	0	0	0	0	0	0	0	0	0	0	0	0	0
Arson	Male	0	0	0	0	1	0	0	0	0	0	0	0	0	0	0	0	0	0	0	0	0	0	0	0
	Female	0	0	0	0	1	0	0	0	0	0	0	0	0	1	0	0	1	0	0	0	1	0	0	0
Total Index Crimes Violations:		Male	23	4	2	2	548	0	0	0	48	436	0	4	0	60	0	4	6	0	3	2	1	0	1
	Female	23	2	0	2	265	0	3	1	31	183	0	6	0	41	0	6	5	0	4	0	1	0	0	0
<b>Other Offenses:</b>		<b>40 - 44</b>																							
Other Assaults (Return A - 4a)	Male	1	3	2	1	730	2	1	0	88	601	0	4	0	24	0	17	11	0	0	7	4	0	0	0
	Female	0	3	2	1	377	0	0	0	45	312	0	3	0	16	1	0	4	0	2	2	0	0	0	1
Forgery and Counterfeiting	Male	0	1	0	1	27	0	0	0	3	20	0	0	0	4	0	0	1	0	0	0	1	0	0	0
	Female	1	1	1	0	9	0	0	0	0	9	0	0	0	0	0	0	2	0	0	1	1	0	0	0
Fraud	Male	3	0	0	0	58	0	0	0	7	48	0	1	0	2	0	2	3	0	0	3	0	0	0	0
	Female	0	0	0	0	31	0	0	0	0	28	0	1	0	2	0	0	0	0	0	0	0	0	0	0
Embezzlement	Male	1	0	0	0	8	0	0	0	1	7	0	0	0	0	0	0	0	0	0	0	0	0	0	0
	Female	0	0	0	0	4	0	0	0	0	3	0	0	0	1	0	1	0	0	0	0	0	0	0	0
Stolen Property: Buying, Receiving, Possessing	Male	0	0	0	0	95	0	0	0	11	76	0	0	0	7	1	2	1	0	1	0	0	0	0	0
	Female	0	0	0	0	19	0	0	0	5	14	0	0	0	0	0	3	0	0	0	0	0	0	0	0
Vandalism	Male	0	1	1	0	60	0	0	0	3	51	1	1	0	3	1	1	0	0	0	0	0	0	0	0
	Female	0	0	0	0	13	0	0	0	4	9	0	0	0	0	0	0	0	0	0	0	0	0	0	0
Weapons: Carrying, Possessing, etc.	Male	0	2	2	0	88	0	0	0	8	76	0	0	0	4	0	8	1	0	0	1	0	1	0	0
	Female	0	0	0	0	4	0	0	0	1	2	0	0	0	1	0	0	0	0	0	0	0	0	0	0
Total Other Offense Violations:		Male	5	7	5	2	1,066	2	1	0	131	879	1	6	0	44	2	22	17	0	1	11	5	1	0
	Female	1	4	3	1	457	0	0	0	55	377	0	4	0	20	1	4	6	0	2	3	1	0	1	1
<b>Prostitution and Commercialized Vice:</b>		<b>40 - 44</b>																							
Prostitution	Male	0	0	0	0	16	0	0	0	0	16	0	0	0	0	0	0	0	0	0	0	0	0	0	0
	Female	0	0	0	0	42	0	0	0	0	42	0	0	0	0	0	0	0	0	0	0	0	0	0	0
Assisting or Promoting Prostitution	Male	0	0	0	0	1	0	0	0	0	1	0	0	0	0	0	0	0	0	0	0	0	0	0	0
	Female	0	0	0	0	1	0	0	0	0	1	0	0	0	0	0	0	0	0	0	0	0	0	0	0
Purchasing Prostitution	Male	0	0	0	0	1	0	0	0	0	1	0	0	0	0	0	0	0	0	0	0	0	0	0	0
	Female	0	0	0	0	0	0	0	0	0	0	0	0	0	0	0	0	0	0	0	0	0	0	0	0
Sex Offenses (Except Forcible Rape and Prostitution)	Male	1	0	0	0	53	0	0	0	2	50	0	0	0	1	0	0	1	0	1	0	0	0	0	0
	Female	0	0	0	0	8	0	0	0	2	6	0	0	0	0	0	0	0	0	0	0	0	0	0	0
Total Prostitution & Commercialized Vice		Male	1	0	0	71	0	0	0	2	68	0	0	0	1	0	0	1	0	1	0	0	0	0	0
	Female	0	0	0	0	51	0	0	0	2	49	0	0	0	0	0	0	0	0	0	0	0	0	0	0
<b>Drug Abuse Violations:</b>		<b>40 - 44</b>																							
Sale/Manufacturing:		4	0	0	0	120	0	1	0	5	106	0	8	0	0	0	2	0	0	0	0	0	0	0	0
Opium or Cocaine and Their Derivatives (Morphine, Heroin, Codeine)	Male	2	0	0	0	28	0	0	0	0	28	0	0	0	0	0	0	0	0	0	0	0	0	0	0
	Female	1	0	0	0	4	0	0	0	0	4	0	0	0	0	0	0	0	0	0	0	0	0	0	0
Marijuana	Male	0	0	0	0	25	0	0	0	0	25	0	0	0	0	0	0	0	0	0	0	0	0	0	0
	Female	0	0	0	0	1	0	0	0	0	1	0	0	0	0	0	0	0	0	0	0	0	0	0	0
Synthetic Narcotics - Manufactured Narcotics Which Can Cause True Drug Addiction (Demerol, Methadone)	Male	0	0	0	0	21	0	0	0	0	21	0	0	0	0	0	1	0	0	0	0	0	0	0	0
	Female	1	0	0	0	2	0	0	0	0	2	0	0	0	0	0	0	0	0	0	0	0	0	0	0
Other - Dangerous Nonnarcotic Drugs (Barbiturates, Benzadrine)	Male	0	0	0	0	31	0	1	0	4	21	0	5	0	0	0	0	0	0	0	0	0	0	0	0
	Female	0	0	0	0	8	0	0	0	1	4	0	3	0	0	0	1	0	0	0	0	0	0	0	0
Possession:		9	0	0	0	557	2	2	1	48	422	0	35	0	67	0	10	7	0	2	0	5	0	0	0
Opium or Cocaine and Their Derivatives (Morphine, Heroin, Codeine)	Male	3	0	0	0	56	0	0	0	0	51	0	0	0	5	0	0	3	0	1	0	2	0	0	0
	Female	5	0	0	0	16	0	0	1	0	14	0	0	0	1	0	0	0	0	0	0	0	0	0	0
Marijuana	Male	0	0	0	0	22	0	0	0	0	18	0	2	0	2	0	0	0	0	0	0	0	0	0	0
	Female	0	0	0	0	5	0	0	0	0	3	0	2	0	0	0	0	0	0	0	0	0	0	0	0
Synthetic Narcotics - Manufactured Narcotics Which Can Cause True Drug Addiction (Demerol, Methadone)	Male	0	0	0	0	104	2	1	0	0	100	0	0	0	1	0	0	1	0	1	0	0	0	0	0
	Female	1	0	0	0	24	0	0	0	0	24	0	0	0	0	0	0	1	0	0	0	1	0	0	0
Other - Dangerous Nonnarcotic Drugs (Barbiturates, Benzadrine)	Male	0	0	0	0	249	0	1	0	31	168	0	4	0	45	0	5	2	0	0	0	2	0	0	0
	Female	0	0	0	0	81	0	0	0	17	44	0	7	0	13	0	5	0	0	0	0	0	0	0	0
Total Drug Abuse Violations:		Male	5	0	0	536	2	3	0	35	432	0	11	0	53	0	6	6	0	2	0	4	0	0	0
	Female	8	0	0	0	141	0	0	1	18	96	0	12	0	14	0	6	1	0	0	0	1	0		

Arrests - Races State Totals 2017		Carson City So	COUNTY: Churchill	Churchill Co	Fallon PD	COUNTY: Clark	Boulder PD	Clark Co School Dist	College of SNV	Henderson PD	LV Metro	LV Fire & Rescue	Mesquite PD	N.V. Fire & Rescue	NLV PD	UNLV PD	Douglas Co	COUNTY: Elko	Carlin PD	Elko PD	Elko CO	West Wendover PD	Esmeralda Co	Eureka Co	
Gambling:		40 - 44																							
Bookmaking (Horse and Sport Book)	Male	0	0	0	0	0	0	0	0	0	0	0	0	0	0	0	0	0	0	0	0	0	0	0	
	Female	0	0	0	0	0	0	0	0	0	0	0	0	0	0	0	0	0	0	0	0	0	0	0	
Numbers and Lottery	Male	0	0	0	0	0	0	0	0	0	0	0	0	0	0	0	0	0	0	0	0	0	0	0	
	Female	0	0	0	0	0	0	0	0	0	0	0	0	0	0	0	0	0	0	0	0	0	0	0	
All Other Gambling	Male	0	0	0	0	0	0	0	0	0	0	0	0	0	0	0	0	0	0	0	0	0	0	0	
	Female	0	0	0	0	0	0	0	0	0	0	0	0	0	0	0	0	0	0	0	0	0	0	0	
Total Gambling Violations:		Male	0	0	0	0	0	0	0	0	0	0	0	0	0	0	0	0	0	0	0	0	0	0	
	Female	0	0	0	0	0	0	0	0	0	0	0	0	0	0	0	0	0	0	0	0	0	0	0	
Miscellaneous:		40 - 44																							
Offenses Against the Family and Children	Male	3	0	0	0	13	0	0	0	4	8	0	0	0	1	0	0	1	0	0	1	0	0	0	
	Female	1	0	0	0	15	1	0	0	6	8	0	0	0	0	2	0	0	0	0	0	0	0	0	
Driving Under the Influence	Male	9	5	4	1	339	5	3	0	47	252	0	7	0	25	0	8	12	2	1	4	2	0	0	
	Female	5	3	2	1	125	1	0	0	22	86	0	4	0	12	0	9	2	0	0	2	0	0	0	
Liquor Laws	Male	4	0	0	0	86	1	0	0	6	79	0	0	0	0	0	0	0	0	0	0	0	0	0	
	Female	0	0	0	0	17	0	0	0	2	15	0	0	0	0	0	0	0	0	0	0	0	0	0	
Drunkenness	Male	0	0	0	0	0	0	0	0	0	0	0	0	0	0	0	2	0	0	0	0	0	0	0	
	Female	0	1	0	1	0	0	0	0	0	0	0	0	0	0	0	0	0	0	0	0	0	0	0	
Disorderly Conduct	Male	3	4	2	2	49	1	0	0	39	0	3	0	6	0	2	8	0	1	7	0	0	0	0	
	Female	1	2	1	1	16	2	0	0	2	11	0	0	0	1	0	1	2	0	2	0	0	0	0	
Vagrancy	Male	0	0	0	0	131	0	0	0	0	131	0	0	0	0	0	1	0	0	0	0	0	0	0	
	Female	0	0	0	0	12	0	0	0	0	12	0	0	0	0	0	0	0	0	0	0	0	0	0	
All Other Offenses (Except Traffic)	Male	90	27	15	12	2,284	1	0	0	310	1,868	0	4	0	96	5	28	55	3	23	21	8	3	0	
	Female	29	16	11	5	730	2	3	0	119	567	0	5	0	34	0	6	20	4	4	10	2	0	0	
Suspicion	Male	0	0	0	0	0	0	0	0	0	0	0	0	0	0	0	0	0	0	0	0	0	0	0	
	Female	0	0	0	0	0	0	0	0	0	0	0	0	0	0	0	0	0	0	0	0	0	0	0	
Total Miscellaneous Violations:		Male	109	36	21	15	2,902	3	0	367	2,377	0	14	0	128	5	41	76	5	28	33	10	5	0	
	Female	36	22	14	8	915	6	3	0	151	699	0	9	0	47	0	18	24	4	6	12	2	0	0	
Human Trafficking:		40 - 44																							
Human Trafficking/ Commercial Sex Acts	Male	0	0	0	0	0	0	0	0	0	0	0	0	0	0	0	0	0	0	0	0	0	0	0	
	Female	0	0	0	0	0	0	0	0	0	0	0	0	0	0	0	0	0	0	0	0	0	0	0	
Human Trafficking/ Involuntary Servitude	Male	0	0	0	0	0	0	0	0	0	0	0	0	0	0	0	0	0	0	0	0	0	0	0	
	Female	0	0	0	0	0	0	0	0	0	0	0	0	0	0	0	0	0	0	0	0	0	0	0	
Total Human Trafficking Violations:		Male	0	0	0	0	0	0	0	0	0	0	0	0	0	0	0	0	0	0	0	0	0	0	
	Female	0	0	0	0	0	0	0	0	0	0	0	0	0	0	0	0	0	0	0	0	0	0	0	
Total Arrests:	Male	143	47	28	19	5,123	12	7	0	583	4,192	1	35	0	286	7	73	106	5	35	46	20	6	1	
40 - 44 Years of Age	Female	68	28	17	11	1,829	6	6	2	257	1,404	0	31	0	122	1	34	36	4	12	15	5	0	1	
Total:		211	75	45	30	6,952	18	13	2	840	5,596	1	66	0	408	8	107	142	9	47	61	25	6	2	

[illegible]

341

Arrests - Races State Totals 2017		Essex City So	COUNTY: Churchill	Churchill Co	Fallen PD	COUNTY: Clark	Boulder PD	Clark Co School Dist	College of SNV	Henderson PD	LV Metro	LV Fire & Rescue	Mequiter PD	NLV Fire & Rescue	NLV PD	UNLV PD	Douglas Co	COUNTY: Elko	Carlin PD	Elko PD	Elko CO	West Wendover PD	Esmeralda Co	Eureka Co	
<b>Index Crime:</b>		<b>45 - 49</b>																							
Murder and Nonnegligent Manslaughter	Male	0	0	0	0	4	0	0	0	0	4	0	0	0	0	0	0	0	0	0	0	0	0	0	0
	Female	0	0	0	0	1	0	0	0	0	0	1	0	0	0	0	0	0	0	0	0	0	0	0	0
Manslaughter by Negligence	Male	0	0	0	0	0	0	0	0	0	0	0	0	0	0	0	0	0	0	0	0	0	0	0	0
	Female	0	0	0	0	0	0	0	0	0	0	0	0	0	0	0	0	0	0	0	0	0	0	0	0
Rape	Male	1	0	0	0	21	0	0	0	0	18	0	0	0	3	0	0	0	0	0	0	0	0	0	0
	Female	0	0	0	0	0	0	0	0	0	0	0	0	0	0	0	0	0	0	0	0	0	0	0	0
Robbery	Male	1	0	0	0	32	0	0	0	5	27	0	0	0	0	0	0	0	0	0	0	0	0	0	0
	Female	0	0	0	0	4	0	0	0	1	2	0	0	0	1	0	0	0	0	0	0	0	0	0	0
Aggravated Assault (Return A - 4a-d)	Male	26	0	0	0	179	0	1	0	4	131	0	0	0	43	0	0	4	0	0	2	2	0	0	0
	Female	9	1	0	1	50	0	1	0	0	34	0	0	0	15	0	0	1	0	0	0	1	0	0	0
Burglary - Breaking or Entering	Male	7	0	0	0	69	0	0	0	6	59	0	0	0	4	0	0	1	0	1	0	0	0	0	0
	Female	4	0	0	0	22	0	0	0	0	20	0	1	0	1	0	0	0	0	0	0	0	0	0	0
Larceny - Theft (Except Motor Vehicle Theft)	Male	8	2	0	2	192	1	0	2	31	141	0	4	0	12	1	2	2	0	1	0	1	0	0	0
	Female	5	2	1	1	72	0	0	0	13	52	0	0	0	7	0	3	0	0	0	0	0	0	0	0
Motor Vehicle Theft	Male	1	0	0	0	15	0	0	0	4	11	0	0	0	0	0	0	1	0	1	0	0	0	0	0
	Female	1	0	0	0	5	0	0	0	0	5	0	0	0	0	0	0	0	0	0	0	0	0	0	0
Arson	Male	0	1	0	1	0	0	0	0	0	0	0	0	0	0	0	0	0	0	0	0	0	0	0	0
	Female	0	0	0	0	0	0	0	0	0	0	0	0	0	0	0	0	0	0	0	0	0	0	0	0
Total Index Crimes Violations:		Male	44	3	0	3	512	1	1	2	50	391	0	4	0	62	1	2	8	0	3	2	3	0	0
	Female	19	3	1	2	154	0	1	0	14	114	0	1	0	24	0	3	1	0	0	0	1	0	0	0
<b>Other Offenses:</b>		<b>45 - 49</b>																							
Other Assaults (Return A - 4e)	Male	1	3	2	1	693	0	0	0	82	496	0	3	0	20	2	13	9	1	5	2	1	0	0	0
	Female	1	1	0	1	314	0	0	0	39	252	0	4	0	19	0	5	5	0	4	0	1	0	0	0
Forgery and Counterfeiting	Male	2	0	0	0	12	0	0	0	1	11	0	0	0	0	0	0	0	0	0	0	0	0	0	0
	Female	0	0	0	0	4	0	0	0	0	3	0	0	0	0	0	0	1	0	0	1	0	0	0	0
Fraud	Male	4	0	0	0	44	0	0	0	2	39	0	0	0	3	0	1	1	1	0	0	0	0	0	0
	Female	0	1	0	1	19	0	0	0	3	16	0	0	0	0	0	1	0	0	0	0	0	0	0	0
Embezzlement	Male	2	0	0	0	5	0	0	0	0	5	0	0	0	0	0	0	0	0	0	0	0	0	0	0
	Female	0	0	0	0	2	0	0	0	0	2	0	0	0	0	0	0	1	0	0	1	0	0	0	0
Stolen Property: Buying, Receiving, Possessing	Male	0	0	0	0	60	0	0	0	5	52	0	1	0	2	0	0	1	0	1	0	0	0	0	0
	Female	0	0	0	0	11	0	0	0	1	10	0	0	0	0	0	0	2	1	0	0	1	0	0	0
Vandalism	Male	0	0	0	0	53	0	0	0	8	43	0	0	1	0	1	0	0	0	0	0	0	0	0	0
	Female	1	0	0	0	17	0	0	0	0	10	0	0	0	7	0	0	1	0	0	1	0	0	0	0
Weapons: Carrying, Possessing, etc.	Male	0	1	1	0	99	0	0	0	0	1	54	0	0	4	0	0	2	1	0	1	0	0	0	0
	Female	0	0	0	0	7	0	0	0	0	7	0	0	0	0	0	0	0	0	0	0	0	0	0	0
Total Other Offense Violations:		Male	9	4	3	1	836	0	0	0	99	700	0	5	0	30	2	14	13	3	6	3	1	0	0
	Female	2	2	0	2	374	0	0	0	43	300	0	4	0	27	0	6	10	1	4	3	2	0	0	0
<b>Prostitution and Commercialized Vice:</b>		<b>45 - 49</b>																							
Prostitution	Male	0	0	0	0	14	0	0	0	0	14	0	0	0	0	0	0	0	0	0	0	0	0	0	0
	Female	0	0	0	0	35	0	0	0	0	35	0	0	0	0	0	0	0	0	0	0	0	0	0	0
Assisting or Promoting Prostitution	Male	0	0	0	0	1	0	0	0	0	1	0	0	0	0	0	0	0	0	0	0	0	0	0	0
	Female	0	0	0	0	2	0	0	0	0	2	0	0	0	0	0	0	0	0	0	0	0	0	0	0
Purchasing Prostitution	Male	0	0	0	0	2	0	0	0	0	2	0	0	0	0	0	0	0	0	0	0	0	0	0	0
	Female	0	0	0	0	0	0	0	0	0	0	0	0	0	0	0	0	0	0	0	0	0	0	0	0
Sex Offenses (Except Forcible Rape and Prostitution)	Male	1	0	0	0	47	0	0	0	1	46	0	0	0	0	0	0	1	0	1	0	0	0	0	0
	Female	0	0	0	0	6	0	0	0	1	5	0	0	0	0	0	0	0	0	0	0	0	0	0	0
Total Prostitution & Commercialized Vice Violations:		Male	1	0	0	64	0	0	0	1	63	0	0	0	0	0	0	1	0	1	0	0	0	0	0
	Female	0	0	0	0	43	0	0	0	1	42	0	0	0	0	0	0	0	0	0	0	0	0	0	0
<b>Drug Abuse Violations:</b>		<b>45 - 49</b>																							
Sale/Manufacturing:		0	1	0	1	91	0	0	0	4	80	0	5	0	2	0	2	4	0	2	1	1	0	0	0
Opium or Cocaine and Their Derivatives (Morphine, Heroin, Codeine)	Male	0	0	0	0	17	0	0	0	0	16	0	0	0	1	0	1	1	0	0	0	1	0	0	0
	Female	0	0	0	0	2	0	0	0	0	2	0	0	0	0	0	0	0	0	0	0	0	0	0	0
Marijuana	Male	0	0	0	0	19	0	0	0	0	19	0	0	0	0	0	0	0	0	0	0	0	0	0	0
	Female	0	0	0	0	1	0	0	0	0	1	0	0	0	0	0	0	0	0	0	0	0	0	0	0
Synthetic Narcotics - Manufactured Narcotics Which Can Cause True Drug Addiction (Demerol, Methadone)	Male	0	0	0	0	17	0	0	0	0	17	0	0	0	0	0	0	3	0	2	1	0	0	0	0
	Female	0	0	0	0	4	0	0	0	1	3	0	0	0	0	0	0	0	0	0	0	0	0	0	0
Other - Dangerous Nonnarcotic Drugs (Barbiturates, Benzadrine)	Male	0	0	0	0	24	0	0	0	2	19	0	2	0	1	0	1	0	0	0	0	0	0	0	0
	Female	0	1	0	1	7	0	0	0	1	3	0	3	0	0	0	0	0	0	0	0	0	0	0	0
Possession:		14	0	0	0	432	1	2	1	33	330	0	8	0	57	0	6	8	3	1	2	2	0	0	0
Opium or Cocaine and Their Derivatives (Morphine, Heroin, Codeine)	Male	5	0	0	0	46	0	0	0	1	41	0	0	0	4	0	0	0	0	0	0	0	0	0	0
	Female	6	0	0	0	12	0	0	0	0	11	0	0	0	1	0	0	0	0	0	0	0	0	0	0
Marijuana	Male	0	0	0	0	10	0	0	1	0	9	0	0	0	0	0	0	0	0	0	0	0	0	0	0
	Female	1	0	0	0	1	0	0	0	0	1	0	0	0	0	0	0	0	0	0	0	0	0	0	0
Synthetic Narcotics - Manufactured Narcotics Which Can Cause True Drug Addiction (Demerol, Methadone)	Male	1	0	0	0	81	0	0	0	0	81	0	0	0	0	0	0	5	3	1	0	1	0	0	
	Female	1	0	0	0	22	1	0	0	0	20	0	0	0	1	0	0	2	0	0	1	1	0	0	0
Other - Dangerous Nonnarcotic Drugs (Barbiturates, Benzadrine)	Male	0	0	0	0	205	0	2	0	23	135	0	5	0	40	0	5	0	0	0	0	0	0	0	0
	Female	0	0	0	0	55	0	0	0	9	32	0	3	0	11	0	1	1	0	0	1	0	0	0	0
Total Drug Abuse Violations:		Male	6	0	0	419	0	2	1	26	337	0	7	0	46	0	7	9	3	3	1	2	0	0	0
	Female	8	1	0	1	104	1	0	0	11	73	0	6	0	13	0	1	3	0	0	2	1	0	0	0

Arrests - Races State Totals 2017		Carson City So	COUNTY: Churchill	Churchill Co	Fallon PD	COUNTY: Clark	Boulder PD	Clark Co School Dist	College of SNV	Henderson PD	LV Metro	LV Fire & Rescue	Mesquite PD	NV Fire & Rescue	NLV PD	UNLV PD	Douglas Co	COUNTY: Elko	Carlin PD	Elko PD	Elko CO	West Wendover PD	Esmeralda Co	Eureka Co	
Gambling:		45 - 49																							
Bookmaking (Horse and Sport Book)	Male	0	0	0	0	0	0	0	0	0	0	0	0	0	0	0	0	0	0	0	0	0	0	0	
	Female	0	0	0	0	0	0	0	0	0	0	0	0	0	0	0	0	0	0	0	0	0	0	0	
Numbers and Lottery	Male	0	0	0	0	0	0	0	0	0	0	0	0	0	0	0	0	0	0	0	0	0	0	0	
	Female	0	0	0	0	0	0	0	0	0	0	0	0	0	0	0	0	0	0	0	0	0	0	0	
All Other Gambling	Male	0	0	0	0	0	0	0	0	0	0	0	0	0	0	0	0	0	0	0	0	0	0	0	
	Female	0	0	0	0	0	0	0	0	0	0	0	0	0	0	0	0	0	0	0	0	0	0	0	
Total Gambling Violations:		Male	0	0	0	0	0	0	0	0	0	0	0	0	0	0	0	0	0	0	0	0	0	0	
	Female	0	0	0	0	0	0	0	0	0	0	0	0	0	0	0	0	0	0	0	0	0	0	0	
Miscellaneous:		45 - 49																							
Offenses Against the Family and Children	Male	2	1	0	1	17	0	0	0	10	6	0	0	0	0	1	1	0	0	0	0	0	0	0	
	Female	1	0	0	0	7	0	0	0	1	6	0	0	0	0	2	0	0	0	0	0	0	0	0	
Driving Under the Influence	Male	16	6	2	4	269	4	0	0	28	216	0	9	0	12	0	4	13	3	5	3	2	1	0	
	Female	5	1	1	0	108	6	0	0	13	79	0	5	0	5	0	8	3	2	0	0	1	0	0	
Liquor Laws	Male	4	0	0	0	98	0	0	0	14	82	0	2	0	0	0	1	0	0	0	0	0	1	0	
	Female	0	0	0	0	16	0	0	0	4	12	0	0	0	0	0	1	0	0	0	0	0	0	0	
Drunkenness	Male	0	1	1	0	0	0	0	0	0	0	0	0	0	0	0	1	1	0	1	0	0	0	0	
	Female	0	1	0	1	0	0	0	0	0	0	0	0	0	0	0	0	0	0	0	0	0	0	0	
Disorderly Conduct	Male	3	5	2	3	54	1	0	0	4	40	0	1	0	8	0	3	4	0	0	4	0	0	0	
	Female	1	0	0	0	13	1	0	0	0	7	0	1	0	4	0	3	2	0	0	2	0	0	0	
Vagrancy	Male	0	0	0	0	124	0	0	0	0	123	0	1	0	0	0	0	0	0	0	0	0	0	0	
	Female	0	0	0	0	39	0	0	0	0	39	0	0	0	0	0	0	0	0	0	0	0	0	0	
All Other Offenses (Except Traffic)	Male	76	24	12	12	2,010	2	0	1	253	1,654	0	8	0	92	0	18	50	9	19	17	5	3	0	
	Female	34	13	10	3	592	0	2	0	97	448	0	5	0	40	0	8	21	5	7	7	2	0	0	
Suspicion	Male	0	0	0	0	0	0	0	0	0	0	0	0	0	0	0	0	0	0	0	0	0	0	0	
	Female	0	0	0	0	0	0	0	0	0	0	0	0	0	0	0	0	0	0	0	0	0	0	0	
Total Miscellaneous Violations:		Male	101	37	17	20	2,572	7	0	1	309	2,121	0	21	0	112	1	28	68	12	25	24	7	5	0
	Female	41	15	11	4	766	7	2	0	115	582	0	11	0	49	0	22	26	7	7	9	3	0	0	
Human Trafficking:		45 - 49																							
Human Trafficking/ Commercial Sex Acts	Male	0	0	0	0	0	0	0	0	0	0	0	0	0	0	0	0	0	0	0	0	0	0	0	
	Female	0	0	0	0	0	0	0	0	0	0	0	0	0	0	0	0	0	0	0	0	0	0	0	
Human Trafficking/ Involuntary Servitude	Male	0	0	0	0	0	0	0	0	0	0	0	0	0	0	0	0	0	0	0	0	0	0	0	
	Female	0	0	0	0	0	0	0	0	0	0	0	0	0	0	0	0	0	0	0	0	0	0	0	
Total Human Trafficking Violations:		Male	0	0	0	0	0	0	0	0	0	0	0	0	0	0	0	0	0	0	0	0	0	0	
	Female	0	0	0	0	0	0	0	0	0	0	0	0	0	0	0	0	0	0	0	0	0	0	0	
Total Arrests:		Male	161	44	20	24	4,403	8	3	4	485	3,612	0	37	0	250	4	51	99	18	38	30	13	5	0
	Female	70	21	12	9	1,441	8	3	0	184	1,111	0	22	0	113	0	32	40	8	11	14	7	0	0	
45 - 49 Years of Age		Total:	231	65	32	33	5,844	16	6	4	669	4,723	0	59	0	363	4	83	139	26	49	44	20	5	0

Arrests - Races State Totals 2017		COUNTY: Humboldt	Humboldt School Dist	Humboldt Co	Winnemucca PD	Lander Co	Lincoln Co	COUNTY: Lyon	Lyon Co	Yerington PD	Mineral Co	Nye Co	COUNTY: Persim	Lowndes PD	Pershing Co	Storey Co	COUNTY: Washoe	Reno PD	Reno-Tahoe Airport Auth	Sparks PD	UNR	Washoe School Dist	Washoe Co	Reno Main Court	White Pine Co	COUNTY: Storewide	NDI	NIP - Southern	NIP - Northeastern	NIP - Northwestern	Capital Police	Fire Marshal	Secretary of State	Attorney General	45 - 49																																																																																																																																																																																																																																																																																																																																																																																																																																																																																																																																																																																																																																																
Index Crime:		45 - 49																																																																																																																																																																																																																																																																																																																																																																																																																																																																																																																																																																																																																																																																																	
Murder and Nonnegligent Manslaughter	Male	0	0	0	0	0	0	2	2	0	0	0	0	0	0	0	0	0	0	0	0	0	0	0	0	0	0	0	0	0	0	0	0	0	6																																																																																																																																																																																																																																																																																																																																																																																																																																																																																																																																																																																																																																																
	Female	0	0	0	0	0	0	0	0	0	0	0	0	0	0	0	0	0	0	0	0	0	0	0	0	0	0	0	0	0	0	0	0	0	1																																																																																																																																																																																																																																																																																																																																																																																																																																																																																																																																																																																																																																																
Manslaughter by Negligence	Male	0	0	0	0	0	0	0	0	0	0	0	0	0	0	0	0	0	0	0	0	0	0	0	0	0	0	0	0	0	0	0	0	0	1																																																																																																																																																																																																																																																																																																																																																																																																																																																																																																																																																																																																																																																
	Female	0	0	0	0	0	0	0	0	0	0	0	0	0	0	0	0	0	0	0	0	0	0	0	0	0	0	0	0	0	0	0	0	0	0																																																																																																																																																																																																																																																																																																																																																																																																																																																																																																																																																																																																																																																
Rape	Male	0	0	0	0	0	0	1	1	0	0	0	0	0	0	0	1	0	0	0	0	0	1	0	0	0	0	0	0	0	0	0	0	0	24																																																																																																																																																																																																																																																																																																																																																																																																																																																																																																																																																																																																																																																
	Female	0	0	0	0	0	0	0	0	0	0	0	0	0	0	0	0	0	0	0	0	0	0	0	0	0	0	0	0	0	0	0	0	0	0																																																																																																																																																																																																																																																																																																																																																																																																																																																																																																																																																																																																																																																
Robbery	Male	0	0	0	0	0	0	0	0	0	0	0	0	0	0	0	4	0	0	3	0	0	1	0	0	0	0	0	0	0	0	0	0	0	37																																																																																																																																																																																																																																																																																																																																																																																																																																																																																																																																																																																																																																																
	Female	0	0	0	0	0	0	0	0	0	0	0	0	0	0	0	1	0	1	0	0	0	0	0	0	0	0	0	0	0	0	0	0	0	0																																																																																																																																																																																																																																																																																																																																																																																																																																																																																																																																																																																																																																																
Aggravated Assault (Return A - 4a-d)	Male	0	0	0	0	0	0	0	0	0	2	0	0	0	0	0	93	47	26	0	0	20	0	0	0	0	0	0	0	0	0	0	0	0	304																																																																																																																																																																																																																																																																																																																																																																																																																																																																																																																																																																																																																																																
	Female	0	0	0	0	0	0	1	1	0	0	0	0	0	0	0	43	25	10	10	0	8	0	0	0	0	0	0	0	0	0	0	0	0	105																																																																																																																																																																																																																																																																																																																																																																																																																																																																																																																																																																																																																																																
Burglary - Breaking or Entering	Male	0	0	0	0	0	2	1	1	0	0	1	1	0	1	0	63	48	4	4	0	11	0	0	0	0	0	0	0	0	0	0	0	0	0																																																																																																																																																																																																																																																																																																																																																																																																																																																																																																																																																																																																																																																
	Female	0	0	0	0	1	0	0	0	0	0	0	0	0	0	0	18	14	3	0	0	1	0	0	0	0	0	0	0	0	0	0	0	0	45																																																																																																																																																																																																																																																																																																																																																																																																																																																																																																																																																																																																																																																
Larceny - Theft (Except Motor Vehicle Theft)	Male	0	0	0	0	0	3	3	0	0	0	0	0	0	0	0	24	19	0	4	1	0	0	0	1	0	0	0	0	0	0	0	0	0	1																																																																																																																																																																																																																																																																																																																																																																																																																																																																																																																																																																																																																																																
	Female	0	0	0	0	0	2	2	0	1	0	0	0	0	0	2	28	24	0	3	0	1	0	1	0	1	0	0	0	0	0	0	0	0	1																																																																																																																																																																																																																																																																																																																																																																																																																																																																																																																																																																																																																																																
Motor Vehicle Theft	Male	0	0	0	0	0	0	0	0	0	0	0	0	0	0	0	11	7	0	1	0	3	0	0	1	1	0	0	0	0	0	0	0	0	29																																																																																																																																																																																																																																																																																																																																																																																																																																																																																																																																																																																																																																																
	Female	0	0	0	0	0	0	0	0	0	0	0	0	0	0	0	4	2	0	2	0	0	0	0	0	0	0	0	0	0	0	0	0	0	10																																																																																																																																																																																																																																																																																																																																																																																																																																																																																																																																																																																																																																																
Anson	Male	0	0	0	0	0	0	0	0	0	0	0	0	0	0	0	2	1	0	0	0	0	0	0	0	0	0	0	0	0	0	0	0	0	3																																																																																																																																																																																																																																																																																																																																																																																																																																																																																																																																																																																																																																																
	Female	0	0	0	0	0	0	0	0	0	0	0	0	0	0	0	0	0	0	0	0	0	0	0	0	0	0	0	0	0	0	0	0	0	0																																																																																																																																																																																																																																																																																																																																																																																																																																																																																																																																																																																																																																																
Total Index Crimes Violations:	Male	0	0	0	0	0	8	7	1	1	2	1	0	1	0	1	98	122	0	39	0	1	36	0	0	0	1	1	2	0	0	0	0	0	1	783																																																																																																																																																																																																																																																																																																																																																																																																																																																																																																																																																																																																																																															
	Female	0	0	0	0	1	0	3	3	0	1	0	0	0	0	2	194	65	0	19	0	0	10	0	0	1	0	0	0	0	0	0	0	0	1	282																																																																																																																																																																																																																																																																																																																																																																																																																																																																																																																																																																																																																																															
Other Offenses:																														45 - 49																																																																																																																																																																																																																																																																																																																																																																																																																																																																																																																																																																																																																																																					



Arrests - Races State Totals 2017		COUNTY: Humboldt	Humboldt School Dist	Humboldt Co	Winnemucca PD	Lander Co	Lincoln Co	COUNTY: Lyon	Lyon Co	Yerington PD	Mineral Co	Nye Co	COUNTY: Pershing	Lovelock PD	Pershing Co	Storey Co	COUNTY: Washoe	Reno PD	Reno-Tahoe Airport Auth	Sparks PD	UNR	Washoe School Dist	Washoe Co	Reno Municipal Court	White Pine Co	COUNTY: Statewide	NDI	NHP - Southern	NHP - Northeastern	NHP - Northwestern	Capital Police	Fire Marshal	Secretary of State	Attorney General	45-49	
Gambling:		45-49																																		YTD
Bookmaking (Horse and Sport Book)	Male	0	0	0	0	0	0	0	0	0	0	0	0	0	0	0	0	0	0	0	0	0	0	0	0	0	0	0	0	0	0	0	0	0	0	
	Female	0	0	0	0	0	0	0	0	0	0	0	0	0	0	0	0	0	0	0	0	0	0	0	0	0	0	0	0	0	0	0	0	0	0	
Numbers and Lottery	Male	0	0	0	0	0	0	0	0	0	0	0	0	0	0	0	0	0	0	0	0	0	0	0	0	0	0	0	0	0	0	0	0	0	0	
	Female	0	0	0	0	0	0	0	0	0	0	0	0	0	0	0	0	0	0	0	0	0	0	0	0	0	0	0	0	0	0	0	0	0	0	
All Other Gambling	Male	0	0	0	0	0	0	0	0	0	0	0	0	0	0	0	0	0	0	0	0	0	0	0	0	0	0	0	0	0	0	0	0	0	0	
	Female	0	0	0	0	0	0	0	0	0	0	0	0	0	0	0	0	0	0	0	0	0	0	0	0	0	0	0	0	0	0	0	0	0	0	
Total Gambling Violations:		Male	0	0	0	0	0	0	0	0	0	0	0	0	0	0	0	0	0	0	0	0	0	0	0	0	0	0	0	0	0	0	0	0	0	
	Female	0	0	0	0	0	0	0	0	0	0	0	0	0	0	0	0	0	0	0	0	0	0	0	0	0	0	0	0	0	0	0	0	0	0	
Miscellaneous:		45-49																																		YTD
Offenses Against the Family and Children	Male	0	0	0	0	0	0	2	2	0	1	2	0	0	0	0	10	5	0	3	0	0	2	0	0	2	0	2	0	0	0	0	0	0	38	
	Female	0	0	0	0	0	0	2	2	0	0	1	0	0	0	0	4	2	0	0	0	2	0	0	1	0	1	0	0	0	0	0	0	0	18	
Driving Under the Influence	Male	3	0	4	0	1	0	13	0	0	1	11	0	0	0	0	74	34	1	15	0	0	24	0	2	130	1	72	7	50	0	0	0	0	0	
	Female	0	0	0	1	0	1	6	6	0	0	8	1	0	1	0	36	18	0	11	0	0	7	0	0	57	1	34	7	15	0	0	0	0	234	
Liquor Laws	Male	0	0	0	0	1	0	0	0	0	1	0	0	0	0	0	138	137	0	1	0	0	0	0	0	1	0	1	0	0	0	0	0	0	245	
	Female	0	0	0	0	1	0	1	1	0	0	0	0	0	0	0	46	46	0	0	0	0	0	0	0	0	0	0	0	0	0	0	0	0	65	
Drunkenness	Male	0	0	0	0	0	0	0	0	0	0	3	0	0	0	0	0	0	0	0	0	0	0	0	2	0	0	0	0	0	0	0	0	0	8	
	Female	1	0	0	0	0	1	0	1	0	1	4	0	0	0	0	0	0	0	0	0	0	0	0	0	0	0	0	0	0	0	0	0	0	8	
Disorderly Conduct	Male	1	0	0	1	0	0	2	2	0	0	1	0	0	0	0	11	9	0	1	0	0	1	0	1	0	0	0	0	0	0	0	0	0	85	
	Female	0	0	0	0	0	0	3	2	1	0	3	0	0	0	0	11	4	0	4	0	0	3	0	0	0	0	0	0	0	0	0	0	0	36	
Vagrancy	Male	0	0	0	0	0	0	1	0	1	0	0	0	0	0	0	3	3	0	0	0	0	0	0	0	0	0	0	0	0	0	0	0	0	0	
	Female	1	0	1	0	0	0	0	0	0	0	0	0	0	0	0	0	0	0	0	0	0	0	0	0	0	0	0	0	0	0	0	0	0	31	
All Other Offenses (Except Traffic)	Male	3	0	0	3	4	1	15	15	0	2	62	2	1	1	8	650	423	4	112	1	0	110	3	91	2	57	8	23	0	0	0	0	0	1,028	
	Female	1	0	0	1	0	2	6	6	0	3	12	2	0	2	1	218	134	1	34	0	0	49	0	5	32	1	21	2	8	0	0	0	0	950	
Suspicion	Male	0	0	0	0	0	0	0	0	0	0	0	0	0	0	0	0	0	0	0	0	0	0	0	0	0	0	0	0	0	0	0	0	0	0	
	Female	0	0	0	0	0	0	0	0	0	0	0	0	0	0	0	0	0	0	0	0	0	0	0	0	0	0	0	0	0	0	0	0	0	0	
Total Miscellaneous Violations:		Male	7	0	2	5	5	24	23	5	79	2	1	8	896	611	5	132	1	132	0	0	137	0	8	224	3	132	15	73	0	0	0	1	4,060	
	Female	3	0	1	2	2	2	19	17	2	4	28	3	0	3	1	315	204	1	49	0	0	61	0	5	90	2	56	9	23	0	0	0	0	1,342	
Human Trafficking:		45-49																																		YTD
Human Trafficking/ Commercial Sex Acts	Male	0	0	0	0	0	0	0	0	0	0	0	0	0	0	0	0	0	0	0	0	0	0	0	0	1	0	0	1	0	0	0	0	0	1	
	Female	0	0	0	0	0	0	0	0	0	0	0	0	0	0	0	0	0	0	0	0	0	0	0	0	0	0	0	0	0	0	0	0	0	0	
Human Trafficking/ Involuntary Servitude	Male	0	0	0	0	0	0	0	0	0	0	0	0	0	0	0	0	0	0	0	0	0	0	0	0	0	0	0	0	0	0	0	0	0	0	
	Female	0	0	0	0	0	0	0	0	0	0	0	0	0	0	0	0	0	0	0	0	0	0	0	0	0	0	0	0	0	0	0	0	0	0	
Total Human Trafficking Violations:		Male	0	0	0	0	0	0	0	0	0	0	0	0	0	0	0	0	0	0	0	0	0	0	0	1	0	0	1	0	0	0	0	0	1	
	Female	0	0	0	0	0	0	0	0	0	0	0	0	0	0	0	0	0	0	0	0	0	0	0	0	0	0	0	0	0	0	0	0	0	0	
Total Arrests:		Male	14	0	6	8	10	1	56	50	6	9	88	7	1	6	8	1,186	799	11	184	4	2	186	0	11	247	12	137	18	75	1	0	0	4	6,400
45-49 Years of Age	Female	3	0	1	2	5	4	30	26	4	6	32	7	1	6	3	454	302	1	76	1	0	74	0	7	96	5	56	9	25	0	0	0	1	2,251	
Total:		17	0	7	10	15	5	86	76	10	15	120	14	2	12	11	1,640	1,101	12	260	5	2	260	0	18	343	17	193	27	100	1	0	0	5	8,651	

Arrests - Races State Totals 2017		Essex City So	COUNTY: Churchill	Churchill Co	Fallen Pk	COUNTY: Clark	Boulder Pk	Clark Co School Dist	College of SNV	Henderson PD	LV Metro	LV Fire & Rescue	Marquette PD	NLV Fire & Rescue	NLV PD	UNLV PD	Douglas Co	COUNTY: Elko	Carlin PD	Elko PD	Elko Co	West Wendover PD	Esmeralda Co	Eureka Co	
Index Crime:		50 - 54																							
Murder and Nonnegligent Manslaughter	Male	0	0	0	0	8	0	0	0	1	7	0	0	0	0	0	1	0	0	0	0	0	0	0	
	Female	0	0	0	0	4	0	0	0	1	1	0	1	0	1	0	0	0	0	0	0	0	0	0	
Manslaughter by Negligence	Male	0	0	0	0	0	0	0	0	0	0	0	0	0	0	0	0	0	0	0	0	0	0	0	
	Female	0	0	0	0	0	0	0	0	0	0	0	0	0	0	0	0	0	0	0	0	0	0	0	
Rape	Male	0	0	0	0	18	0	0	0	2	13	0	0	0	3	0	1	0	0	0	0	0	0	0	
	Female	0	0	0	0	0	0	0	0	0	0	0	0	0	0	0	0	0	0	0	0	0	0	0	
Robbery	Male	0	0	0	0	29	0	0	0	3	23	0	0	0	3	0	0	0	0	0	0	0	0	0	
	Female	0	0	0	0	3	0	0	0	0	3	0	0	0	0	0	0	0	0	0	0	0	0	0	
Aggravated Assault (Return A - 4a-d)	Male	12	1	0	1	143	0	1	0	7	102	0	0	0	33	0	1	2	0	1	1	0	0	0	
	Female	4	2	1	1	45	0	0	0	2	25	0	0	0	18	0	0	1	1	0	0	0	0	0	
Burglary - Breaking or Entering	Male	6	0	0	0	43	0	0	0	3	34	0	0	0	6	0	2	1	0	1	0	0	0	0	
	Female	0	0	0	0	18	0	0	0	1	15	0	0	0	2	0	1	0	0	0	0	0	0	0	
Larceny - Theft (Except Motor Vehicle Theft)	Male	6	2	0	2	162	0	0	0	27	126	0	0	0	8	1	3	3	0	2	1	0	0	0	
	Female	4	1	0	1	93	0	0	1	20	65	0	2	0	5	0	0	2	0	0	2	0	0	0	
Motor Vehicle Theft	Male	0	0	0	0	13	0	0	0	4	8	0	0	0	1	0	0	2	0	0	1	1	0	0	
	Female	0	0	0	0	3	0	0	0	0	3	0	0	0	0	0	0	0	0	0	0	0	0	0	
Arson	Male	0	0	0	0	0	0	0	0	0	0	0	0	0	0	0	0	0	0	0	0	0	0	0	
	Female	0	0	0	0	0	0	0	0	0	0	0	0	0	0	0	0	0	0	0	0	0	0	0	
Total Index Crimes Violations:	Male	24	3	0	3	416	0	1	0	47	313	0	0	0	54	1	8	8	0	4	3	1	0	0	
	Female	8	3	1	2	166	0	0	1	24	112	0	3	0	26	0	1	3	1	0	2	0	0	0	
Other Offenses:		50 - 54																							
Other Assaults (Return A - 4e)	Male	3	7	1	6	496	2	0	0	53	410	0	4	0	25	2	11	8	0	3	3	2	0	0	
	Female	0	0	0	0	244	0	0	0	31	205	0	1	0	7	0	5	3	1	1	1	0	0	0	
Forgery and Counterfeiting	Male	0	0	0	0	8	0	0	0	1	7	0	0	0	0	0	0	1	0	0	1	0	0	0	
	Female	0	1	0	1	5	0	0	0	0	5	0	0	0	0	0	0	1	0	0	1	0	0	0	
Fraud	Male	2	1	1	0	44	0	0	0	2	38	0	1	0	3	0	1	2	0	0	2	0	0	0	
	Female	1	1	0	1	22	0	0	0	3	18	0	0	0	1	0	0	0	0	0	0	0	0	0	
Embezzlement	Male	0	0	0	0	2	0	0	0	0	2	0	0	0	0	0	1	0	0	0	0	0	0	0	
	Female	0	1	0	1	3	0	0	0	1	2	0	0	0	0	0	0	0	0	0	0	0	0	0	
Stolen Property: Buying, Receiving, Possessing	Male	3	0	0	0	46	0	0	0	8	34	0	0	0	4	0	1	1	0	1	0	0	0	0	
	Female	0	0	0	0	6	0	0	0	2	4	0	0	0	0	0	0	0	0	0	0	0	0	0	
Vandalism	Male	2	0	0	0	47	0	0	0	2	38	0	0	0	7	0	3	3	0	0	0	2	1	0	
	Female	0	0	0	0	12	0	0	0	3	7	0	0	0	2	0	0	0	0	0	0	0	0	0	
Weapons: Carrying, Possessing, etc.	Male	1	1	1	0	50	0	1	0	4	42	0	0	0	3	0	1	0	0	0	0	0	0	0	
	Female	0	0	0	0	11	0	0	0	4	7	0	0	0	0	0	0	0	0	0	0	0	0	0	
Total Other Offense Violations:	Male	11	9	3	6	693	2	1	0	70	571	0	5	0	42	2	18	15	0	4	8	3	2	0	
	Female	1	3	0	3	303	0	0	0	44	248	0	1	0	10	0	5	4	1	1	2	0	0	0	
Prostitution and Commercialized Vice:		50 - 54																							
Prostitution	Male	0	0	0	0	10	0	0	0	0	10	0	0	0	0	0	0	0	0	0	0	0	0	0	
	Female	0	0	0	0	31	0	0	0	0	31	0	0	0	0	0	0	0	0	0	0	0	0	0	
Assisting or Promoting Prostitution	Male	0	0	0	0	0	0	0	0	0	0	0	0	0	0	0	0	0	0	0	0	0	0	0	
	Female	0	0	0	0	0	0	0	0	0	0	0	0	0	0	0	0	0	0	0	0	0	0	0	
Purchasing Prostitution	Male	0	0	0	0	3	0	0	0	0	3	0	0	0	0	0	0	0	0	0	0	0	0	0	
	Female	0	0	0	0	0	0	0	0	0	0	0	0	0	0	0	0	0	0	0	0	0	0	0	
Sex Offenses (Except Forcible Rape and Prostitution)	Male	1	0	0	0	51	0	0	0	1	50	0	0	0	0	0	1	0	0	0	0	0	0	0	
	Female	1	0	0	0	8	0	0	0	1	7	0	0	0	0	0	0	1	0	0	0	1	0	0	
Total Prostitution & Commercialized Vice Violations:	Male	1	0	0	0	64	0	0	0	1	63	0	0	0	0	0	1	0	0	0	0	0	0	0	
	Female	1	0	0	0	39	0	0	0	1	38	0	0	0	0	0	0	1	0	0	0	1	0	0	
Drug Abuse Violations:		50 - 54																							
Sale/Manufacturing:		1	0	0	0	74	0	0	0	0	70	0	2	0	2	0	3	2	0	0	0	2	0	0	
Opium or Cocaine and Their Derivatives (Morphine, Heroin, Codeine)	Male	0	0	0	0	23	0	0	0	0	22	0	0	0	1	0	0	0	0	0	0	0	0	0	
	Female	0	0	0	0	1	0	0	0	0	1	0	0	0	0	0	0	0	0	0	0	0	0	0	
Marijuana	Male	0	0	0	0	11	0	0	0	0	11	0	0	0	0	0	0	0	0	0	0	0	0	0	
	Female	0	0	0	0	1	0	0	0	0	1	0	0	0	0	0	0	0	0	0	0	0	0	0	
Synthetic Narcotics - Manufactured Narcotics Which Can Cause True Drug Addiction (Demerol, Methadone)	Male	0	0	0	0	10	0	0	0	0	10	0	0	0	0	0	1	1	0	0	0	1	0	0	
	Female	1	0	0	0	1	0	0	0	0	1	0	0	0	0	0	0	1	0	0	0	1	0	0	
Other - Dangerous Nonnarcotic Drugs (Barbiturates, Benzadrine)	Male	0	0	0	0	20	0	0	0	0	18	0	1	0	1	0	1	0	0	0	0	0	0	0	
	Female	0	0	0	0	7	0	0	0	0	6	0	1	0	0	0	1	0	0	0	0	0	0	0	
Possession:		5	1	0	1	354	1	0	0	23	284	0	2	0	44	0	3	3	1	2	0	0	3	0	
Opium or Cocaine and Their Derivatives (Morphine, Heroin, Codeine)	Male	1	0	0	0	41	0	0	0	0	40	0	0	0	1	0	1	1	0	1	0	0	0	0	
	Female	2	0	0	0	5	0	0	0	0	4	0	0	0	1	0	0	0	0	0	0	0	0	0	
Marijuana	Male	1	0	0	0	12	0	0	0	0	10	0	1	0	1	0	0	0	0	0	0	0	0	0	
	Female	0	0	0	0	2	0	0	0	0	2	0	0	0	0	0	0	0	0	0	0	0	0	0	
Synthetic Narcotics - Manufactured Narcotics Which Can Cause True Drug Addiction (Demerol, Methadone)	Male	1	0	0	0	83	1	0	0	0	82	0	0	0	0	0	0	2	1	1	0	0	0	0	
	Female	0	1	0	1	11	0	0	0	0	11	0	0	0	0	0	0	0	0	0	0	0	0	0	
Other - Dangerous Nonnarcotic Drugs (Barbiturates, Benzadrine)	Male	0	0	0	0	166	0	0	0	17	115	0	1	0	33	0	1	0	0	0	0	0	0	3	
	Female	0	0	0	0	34	0	0	0	6	20	0	0	0	8	0	1	0	0	0	0	0	0	0	
Total Drug Abuse Violations:	Male	3	0	0	0	366	1	0	0	17	308	0	3	0	37	0	4	4	1	2	0	1	3	0	
	Female	3	1	0	1	62	0	0	0	6	46	0	1	0	9	0	2	1	0	0	0	1	0	0	

Arrests - Races State Totals 2017		Cason City So	COUNTY: Churchill	Churchill Co	Fallon PD	COUNTY: Clark	Boulder PD	Clark Co School Dist	College of SNV	Henderson PD	LV Metro	LV Fire & Rescue	Masquipa PD	NLV Fire & Rescue	NLV PD	UNLV PD	Douglas Co	COUNTY: Elko	Carlin PD	Elko PD	Elko CO	West Wendover PD	Esmeralda Co	Eureka Co	
Gambling:		50 - 54																							
Bookmaking (Horse and Sport Book)	Male	0	0	0	0	0	0	0	0	0	0	0	0	0	0	0	0	0	0	0	0	0	0	0	
	Female	0	0	0	0	0	0	0	0	0	0	0	0	0	0	0	0	0	0	0	0	0	0	0	
Numbers and Lottery	Male	0	0	0	0	0	0	0	0	0	0	0	0	0	0	0	0	0	0	0	0	0	0	0	
	Female	0	0	0	0	0	0	0	0	0	0	0	0	0	0	0	0	0	0	0	0	0	0	0	
All Other Gambling	Male	0	0	0	0	0	0	0	0	0	0	0	0	0	0	0	0	0	0	0	0	0	0	0	
	Female	0	0	0	0	0	0	0	0	0	0	0	0	0	0	0	0	0	0	0	0	0	0	0	
Total Gambling Violations:		Male	0	0	0	0	0	0	0	0	0	0	0	0	0	0	0	0	0	0	0	0	0	0	
	Female	0	0	0	0	0	0	0	0	0	0	0	0	0	0	0	0	0	0	0	0	0	0	0	
Miscellaneous:		50 - 54																							
Offenses Against the Family and Children	Male	0	2	0	2	8	0	0	0	3	5	0	0	0	0	0	0	0	0	0	0	0	0	1	
	Female	1	0	0	0	4	0	0	0	1	3	0	0	0	0	0	0	0	0	0	0	0	0	0	
Driving Under the Influence	Male	7	6	1	5	262	2	1	0	26	210	0	2	0	20	1	6	8	1	2	1	4	1	0	
	Female	4	1	1	0	77	0	0	0	14	56	0	3	0	4	0	6	6	2	2	2	0	0	0	
Liquor Laws	Male	0	0	0	0	113	0	0	0	12	98	0	1	0	2	0	2	0	0	0	0	0	0	0	
	Female	0	0	0	0	15	0	0	0	2	12	0	1	0	0	0	0	0	0	0	0	0	0	0	
Drunkenness	Male	0	2	1	1	0	0	0	0	0	0	0	0	0	0	0	1	1	1	0	0	0	0	0	
	Female	0	1	1	0	0	0	0	0	0	0	0	0	0	0	0	0	0	0	0	0	0	0	0	
Disorderly Conduct	Male	2	0	0	0	37	2	0	0	19	0	4	0	12	0	6	4	0	2	2	0	0	0	0	
	Female	1	2	0	2	21	0	0	0	0	13	0	3	0	5	0	4	1	0	0	1	0	0	0	
Vagrancy	Male	0	0	0	0	138	0	0	0	0	138	0	0	0	0	0	0	0	0	0	0	0	0	0	
	Female	0	0	0	0	29	0	0	0	0	29	0	0	0	0	0	0	0	0	0	0	0	0	0	
All Other Offenses (Except Traffic)	Male	69	26	15	11	2,034	0	3	2	209	1,724	0	5	0	91	0	22	39	5	16	17	1	3	0	
	Female	30	16	11	5	473	0	1	0	74	376	0	1	0	21	0	5	13	4	3	3	3	2	0	
Suspicion	Male	0	0	0	0	0	0	0	0	0	0	0	0	0	0	0	0	0	0	0	0	0	0	0	
	Female	0	0	0	0	0	0	0	0	0	0	0	0	0	0	0	0	0	0	0	0	0	0	0	
Total Miscellaneous Violations:		Male	78	36	17	19	2,592	4	4	2	250	2,194	0	12	0	125	1	37	52	7	20	20	5	5	
	Female	36	20	13	7	619	0	1	0	91	489	0	8	0	30	0	15	20	6	5	6	3	2	0	
Human Trafficking:		50 - 54																							
Human Trafficking/ Commercial Sex Acts	Male	0	0	0	0	0	0	0	0	0	0	0	0	0	0	0	0	0	0	0	0	0	0	0	
	Female	0	0	0	0	0	0	0	0	0	0	0	0	0	0	0	0	0	0	0	0	0	0	0	
Human Trafficking/ Involuntary Servitude	Male	0	0	0	0	0	0	0	0	0	0	0	0	0	0	0	0	0	0	0	0	0	0	0	
	Female	0	0	0	0	0	0	0	0	0	0	0	0	0	0	0	0	0	0	0	0	0	0	0	
Total Human Trafficking Violations:		Male	0	0	0	0	0	0	0	0	0	0	0	0	0	0	0	0	0	0	0	0	0	0	
	Female	0	0	0	0	0	0	0	0	0	0	0	0	0	0	0	0	0	0	0	0	0	0	0	
Total Arrests:		Male	117	48	20	28	4,131	7	6	2	385	3,449	0	20	0	258	4	68	79	8	30	31	10	10	
	Female	49	27	14	13	1,189	0	1	1	166	933	0	13	0	75	0	23	29	8	6	10	5	2	0	
50 - 54 Years of Age		Total:	166	75	34	41	5,320	7	7	3	551	4,382	0	33	0	333	4	91	108	16	36	41	15	12	0

348

Arrests - Races State Totals 2017		COUNTY: Humboldt	Humboldt School Dist	Humboldt Co	Winnemucca PD	Lander Co	Lincoln Co	COUNTY: Lyon	Lyon Co	Yerington PD	Mineral Co	Nye Co	COUNTY: Persim	Lovelock PD	Pershing Co	Storey Co	COUNTY: Washoe	Reno PD	Reno-Tahoe Airport Auth	Sparks PD	UNR	Washoe School Dist	Washoe Co	Reno Muni Court	White Pine Co	COUNTY: Statewide	NDI	NHP- Southern	NHP- Northeastern	NHP- Northwestern	Capital Police	Fire Marshal	Secretary of State	Attorney General	50 - 54	
Gambling:		50 - 54																																		YTD
Bookmaking (Horse and Sport Book)	Male	0	0	0	0	0	0	0	0	0	0	0	0	0	0	0	0	0	0	0	0	0	0	0	0	0	0	0	0	0	0	0	0	0	0	
	Female	0	0	0	0	0	0	0	0	0	0	0	0	0	0	0	0	0	0	0	0	0	0	0	0	0	0	0	0	0	0	0	0	0	0	
Numbers and Lottery	Male	0	0	0	0	0	0	0	0	0	0	0	0	0	0	0	0	0	0	0	0	0	0	0	0	0	0	0	0	0	0	0	0	0	0	
	Female	0	0	0	0	0	0	0	0	0	0	0	0	0	0	0	0	0	0	0	0	0	0	0	0	0	0	0	0	0	0	0	0	0	0	
All Other Gambling	Male	0	0	0	0	0	0	0	0	0	0	0	0	0	0	0	0	0	0	0	0	0	0	0	0	0	0	0	0	0	0	0	0	0	0	
	Female	0	0	0	0	0	0	0	0	0	0	0	0	0	0	0	0	0	0	0	0	0	0	0	0	0	0	0	0	0	0	0	0	0	0	
Total Gambling Violations:		Male	0	0	0	0	0	0	0	0	0	0	0	0	0	0	0	0	0	0	0	0	0	0	0	0	0	0	0	0	0	0	0	0	0	
	Female	0	0	0	0	0	0	0	0	0	0	0	0	0	0	0	0	0	0	0	0	0	0	0	0	0	0	0	0	0	0	0	0	0	0	
Miscellaneous:		50 - 54																																		YTD
Offenses Against the Family and Children	Male	0	0	0	0	0	0	0	0	0	0	0	4	1	0	1	1	4	1	0	0	0	0	3	0	0	4	0	2	0	2	0	0	0	0	25
	Female	0	0	0	0	0	0	0	0	0	0	0	0	0	0	0	1	2	0	0	1	0	0	1	0	0	0	0	0	0	0	0	0	0	0	8
Driving Under the Influence	Male	2	0	1	0	0	0	9	9	0	7	9	2	1	1	0	73	40	0	11	0	0	22	0	3	119	1	67	16	35	0	0	0	0	0	514
	Female	0	0	0	0	0	3	3	0	2	4	0	0	0	0	2	30	11	0	4	0	0	15	0	37	0	17	4	16	0	0	0	0	0	0	172
Liquor Laws	Male	0	0	0	0	1	0	0	0	0	0	0	0	0	0	0	266	263	0	3	0	0	0	0	0	1	0	1	0	0	0	0	0	0	0	383
	Female	0	0	0	0	0	1	1	0	0	0	0	0	0	0	0	56	56	0	0	0	0	0	0	0	1	0	0	0	0	0	1	0	0	73	
Drunkenness	Male	0	0	0	0	0	3	3	0	1	2	0	0	0	0	0	0	0	0	0	0	0	0	0	0	0	0	0	0	0	0	0	0	0	0	10
	Female	0	0	0	0	0	0	0	0	1	1	0	0	0	0	0	0	0	0	0	0	0	0	0	0	0	0	0	0	0	0	0	0	0	0	3
Disorderly Conduct	Male	1	0	1	0	3	0	0	0	0	0	1	0	0	0	0	18	14	0	4	0	0	0	0	1	1	0	0	0	0	0	1	0	0	0	74
	Female	0	0	0	0	0	0	0	0	0	0	0	0	0	0	0	6	5	0	1	0	0	0	0	0	0	0	0	0	0	0	0	0	0	0	35
Vagrancy	Male	0	0	0	0	0	0	0	0	0	0	0	0	0	0	0	8	8	0	0	0	0	0	0	0	0	0	0	0	0	0	0	0	0	0	146
	Female	1	0	1	0	0	0	0	0	0	0	0	0	0	0	0	0	1	1	0	0	0	0	0	0	0	0	0	0	0	0	0	0	0	0	31
All Other Offenses (Except Traffic)	Male	4	0	4	5	1	14	12	2	3	64	2	0	2	15	658	458	1	106	0	3	93	0	6	66	5	41	3	16	1	0	0	0	0	0	3,031
	Female	1	0	1	0	1	1	4	4	0	2	24	1	0	1	0	177	136	0	22	0	0	19	0	0	23	1	17	2	3	0	0	0	0	0	773
Suspicion	Male	0	0	0	0	0	0	0	0	0	0	0	0	0	0	0	0	0	0	0	0	0	0	0	0	0	0	0	0	0	0	0	0	0	0	0
	Female	0	0	0	0	0	0	0	0	0	0	0	0	0	0	0	0	0	0	0	0	0	0	0	0	0	0	0	0	0	0	0	0	0	0	0
Total Miscellaneous Violations:		Male	7	0	2	5	9	1	26	24	11	80	5	1	4	16	1,027	784	1	124	0	0	118	0	10	191	6	111	19	53	2	0	0	0	0	4,183
	Female	2	0	2	0	1	1	8	8	0	5	29	1	0	1	3	272	209	0	28	0	0	35	0	0	61	1	34	6	19	1	0	0	0	0	1,095
Human Trafficking:		50 - 54																																		YTD
Human Trafficking/ Commercial Sex Acts	Male	0	0	0	0	0	0	0	0	0	0	0	0	0	0	0	0	0	0	0	0	0	0	0	0	0	0	0	0	0	0	0	0	0	0	0
	Female	0	0	0	0	0	0	0	0	0	0	0	0	0	0	0	0	0	0	0	0	0	0	0	0	0	0	0	0	0	0	0	0	0	0	0
Human Trafficking/ Involuntary Servitude	Male	0	0	0	0	0	0	0	0	0	0	0	0	0	0	0	0	0	0	0	0	0	0	0	0	0	0	0	0	0	0	0	0	0	0	0
	Female	0	0	0	0	0	0	0	0	0	0	0	0	0	0	0	0	0	0	0	0	0	0	0	0	0	0	0	0	0	0	0	0	0	0	0
Total Human Trafficking Violations:		Male	0	0	0	0	0	0	0	0	0	0	0	0	0	0	0	0	0	0	0	0	0	0	0	0	0	0	0	0	0	0	0	0	0	0
	Female	0	0	0	0	0	0	0	0	0	0	0	0	0	0	0	0	0	0	0	0	0	0	0	0	0	0	0	0	0	0	0	0	0	0	0
Total Arrests:		Male	8	0	2	6	14	3	45	43	2	13	88	10	2	8	19	1,261	929	2	163	2	2	163	0	12	209	13	116	19	55	3	0	0	3	6,135
50 - 54 Years of Age	Female	4	0	2	2	1	1	26	25	1	9	40	1	0	1	4	362	270	2	44	0	0	46	0	2	64	1	34	7	21	1	0	0	0	1,833	
Total:		12	0	4	8	15	4	71	68	3	22	128	11	2	9	23	1,623	1,199	4	207	2	2	209	0	14	273	14	150	26	76	4	0	0	3	7,968	

Arrests - Races State Totals 2017		Essex City So	COUNTY: Churchill	Churchill Co	Fallen PD	COUNTY: Clark	Boulder PD	Clark Co School Dist	College of SNV	Henderson PD	LV Metro	LV Fire & Rescue	Marquette PD	NLV Fire & Rescue	NLV PD	UNLV PD	Douglas Co	COUNTY: Elko	Carlin PD	Elko PD	Elko Co	West Wendover PD	Esmeralda Co	Eureka Co	
Index Crime:		55 - 59																							
Murder and Nonnegligent Manslaughter	Male	0	1	0	1	4	0	0	0	1	3	0	0	0	0	0	0	0	0	0	0	0	0	0	0
	Female	0	0	0	1	1	0	0	0	0	1	0	0	0	0	0	0	0	0	0	0	0	0	0	0
Manslaughter by Negligence	Male	0	0	0	0	0	0	0	0	0	0	0	0	0	0	0	0	0	0	0	0	0	0	0	0
	Female	0	0	0	0	0	0	0	0	0	0	0	0	0	0	0	0	0	0	0	0	0	0	0	0
Rape	Male	1	0	0	0	4	0	0	0	0	4	0	0	0	0	0	0	0	0	0	0	0	0	0	0
	Female	0	0	0	0	0	0	0	0	0	0	0	0	0	0	0	0	0	0	0	0	0	0	0	0
Robbery	Male	0	0	0	12	0	0	0	2	9	9	0	0	0	0	1	0	0	0	0	0	0	0	0	0
	Female	0	0	0	1	1	0	0	0	1	0	0	0	0	0	0	0	0	0	0	0	0	0	0	0
Aggravated Assault (Return A - 4a-d)	Male	8	0	0	91	0	2	0	4	64	0	0	0	0	21	0	2	3	1	1	1	1	0	0	0
	Female	5	0	0	27	0	0	0	0	19	0	0	0	0	8	0	0	0	0	0	0	0	0	0	0
Burglary - Breaking or Entering	Male	3	0	0	39	0	0	0	0	8	28	0	0	0	3	0	1	0	0	0	0	0	0	0	0
	Female	0	0	0	11	0	0	0	4	6	0	0	0	0	1	0	0	0	0	0	0	0	0	0	0
Larceny - Theft (Except Motor Vehicle Theft)	Male	4	1	0	1	120	0	0	0	23	86	0	4	0	7	0	1	4	1	3	0	0	0	0	0
	Female	5	0	0	0	42	0	0	0	8	30	0	3	0	1	0	0	2	0	2	0	0	0	0	0
Motor Vehicle Theft	Male	0	0	0	3	0	0	0	3	0	0	0	0	0	0	0	0	0	0	0	0	0	0	0	0
	Female	0	0	0	1	0	0	0	0	1	0	0	0	0	0	0	0	0	0	0	0	0	0	0	0
Arson	Male	0	0	0	0	0	0	0	0	0	0	0	0	0	0	0	0	1	0	0	0	1	0	0	0
	Female	0	0	0	0	1	0	0	0	1	0	0	0	0	0	0	0	0	0	0	0	0	0	0	0
Total Index Crimes Violations:	Male	16	2	0	2	273	0	2	0	41	194	0	4	0	32	0	4	8	2	4	2	0	0	0	0
	Female	10	0	0	0	84	0	0	0	13	58	0	3	0	10	0	0	2	0	2	0	0	0	0	0
Other Offenses:		55 - 59																							
Other Assaults (Return A - 4a)	Male	1	2	2	0	375	1	1	0	46	306	0	8	0	13	0	13	7	0	3	4	0	0	0	0
	Female	0	1	0	1	162	0	1	0	21	129	0	4	0	7	0	1	1	0	0	0	0	1	0	0
Forgery and Counterfeiting	Male	1	0	0	0	5	0	0	0	1	4	0	0	0	0	0	0	0	0	0	0	0	0	0	0
	Female	1	2	2	0	1	0	0	0	0	1	0	0	0	0	0	0	0	0	0	0	0	0	0	0
Fraud	Male	0	0	0	0	33	1	0	0	1	29	0	0	0	0	2	0	0	0	0	0	0	0	0	0
	Female	0	0	0	0	5	0	0	0	0	4	0	0	0	1	0	1	0	0	0	0	0	0	0	0
Embezzlement	Male	0	0	0	2	0	0	0	0	0	2	0	0	0	0	0	0	0	0	0	0	0	0	0	0
	Female	0	0	0	0	5	0	0	0	1	3	0	0	0	1	0	0	0	0	0	0	0	0	0	0
Stolen Property: Buying, Receiving, Possessing	Male	2	0	0	0	12	0	0	0	2	10	0	0	0	0	0	2	1	0	1	0	0	0	0	0
	Female	0	0	0	0	2	0	0	0	0	2	0	0	0	0	0	0	0	0	0	0	0	0	0	0
Vandalism	Male	2	0	0	0	21	0	0	0	2	16	0	0	0	0	3	1	0	0	0	0	0	0	0	0
	Female	0	0	0	0	5	0	0	0	1	2	0	1	0	1	0	0	0	0	0	0	0	0	0	0
Weapons: Carrying, Possessing, etc.	Male	0	0	0	0	20	0	0	0	1	18	0	0	0	0	1	0	0	2	0	0	2	0	0	0
	Female	0	0	0	0	3	0	0	0	0	3	0	0	0	0	0	0	0	0	0	0	0	0	0	0
Total Other Offense Violations:	Male	6	2	2	0	468	2	1	0	53	385	0	8	0	19	0	16	10	0	4	6	0	0	0	0
	Female	1	3	2	1	183	0	1	0	23	144	0	5	0	10	0	2	1	0	0	0	1	0	0	0
Prostitution and Commercialized Vice:		55 - 59																							
Prostitution	Male	0	0	0	0	11	0	0	0	0	11	0	0	0	0	0	0	0	0	0	0	0	0	0	0
	Female	0	0	0	0	12	0	0	0	0	12	0	0	0	0	0	0	0	0	0	0	0	0	0	0
Assisting or Promoting Prostitution	Male	0	0	0	0	0	0	0	0	0	0	0	0	0	0	0	0	0	0	0	0	0	0	0	0
	Female	0	0	0	0	0	0	0	0	0	0	0	0	0	0	0	0	0	0	0	0	0	0	0	0
Purchasing Prostitution	Male	0	0	0	0	2	0	0	0	0	2	0	0	0	0	0	0	0	0	0	0	0	0	0	0
	Female	0	0	0	0	0	0	0	0	0	0	0	0	0	0	0	0	0	0	0	0	0	0	0	0
Sex Offenses (Except Forcible Rape and Prostitution)	Male	0	0	0	0	52	0	0	0	2	49	0	1	0	0	0	0	0	0	0	0	0	0	0	0
	Female	0	0	0	0	7	0	0	0	0	7	0	0	0	0	0	0	0	0	0	0	0	0	0	0
Total Prostitution & Commercialized Vice Violations:	Male	0	0	0	0	65	0	0	0	2	62	0	1	0	0	0	0	0	0	0	0	0	0	0	0
	Female	0	0	0	0	19	0	0	0	0	19	0	0	0	0	0	0	0	0	0	0	0	0	0	0
Drug Abuse Violations:		55 - 59																							
Sale/Manufacturing:		0 0 0 0 39 1 0 0 0 2 33 0 3 0 0 0 0 0 0 0 0 0 0 0 0 0 0																							
Opium or Cocaine and Their Derivatives (Morphine, Heroin, Codeine)	Male	0	0	0	0	6	0	0	0	0	6	0	0	0	0	0	0	0	0	0	0	0	0	0	0
	Female	0	0	0	0	0	0	0	0	0	0	0	0	0	0	0	0	0	0	0	0	0	0	0	0
Marijuana	Male	0	0	0	0	4	0	0	0	0	4	0	0	0	0	0	0	0	0	0	0	0	0	0	0
	Female	0	0	0	0	0	0	0	0	0	0	0	0	0	0	0	0	0	0	0	0	0	0	0	0
Synthetic Narcotics - Manufactured Narcotics Which Can Cause True Drug Addiction (Demerol, Methadone)	Male	0	0	0	0	9	1	0	0	0	8	0	0	0	0	0	0	0	0	0	0	0	0	0	0
	Female	0	0	0	0	0	0	0	0	0	0	0	0	0	0	0	0	0	0	0	0	0	0	0	0
Other - Dangerous Nonnarcotic Drugs (Barbiturates, Benzadrine)	Male	0	0	0	0	17	0	0	0	2	13	0	2	0	0	0	0	0	0	0	0	0	0	0	0
	Female	0	0	0	0	3	0	0	0	0	2	0	1	0	0	0	0	0	0	0	0	0	0	0	0
Possession:		6	0	0	0	191	0	1	0	18	147	0	1	0	24	0	4	4	1	2	0	1	0	0	0
Opium or Cocaine and Their Derivatives (Morphine, Heroin, Codeine)	Male	3	0	0	0	29	0	0	0	0	29	0	0	0	0	0	0	0	0	0	0	0	0	0	0
	Female	3	0	0	0	5	0	0	0	0	4	0	0	0	1	0	0	0	0	0	0	0	0	0	0
Marijuana	Male	0	0	0	0	3	0	0	0	0	3	0	0	0	0	0	0	0	1	1	0	0	0	0	0
	Female	0	0	0	0	1	0	0	0	0	0	0	0	0	1	0	0	0	0	0	0	0	0	0	0
Synthetic Narcotics - Manufactured Narcotics Which Can Cause True Drug Addiction (Demerol, Methadone)	Male	0	0	0	0	38	0	0	0	0	38	0	0	0	0	0	0	2	0	1	0	1	0	0	0
	Female	0	0	0	0	5	0	0	0	0	5	0	0	0	0	0	0	1	0	1	0	0	0	0	0
Other - Dangerous Nonnarcotic Drugs (Barbiturates, Benzadrine)	Male	0	0	0	0	97	0	1	0	15	61	0	1	0	19	0	3	0	0	0	0	0	0	0	0
	Female	0	0	0	0	13	0	0	0	3	7	0	0	0	3	0	1	0	0	0	0	0	0	0	0
Total Drug Abuse Violations:	Male	3	0	0	0	203	1	1	0	17	162	0	3	0	19	0	3	3	1	1	0	1	0	0	0
	Female	3	0	0	0	27	0	0	0	3	18	0	1	0	5	0	1	1	0	1	0	0	0	0	0

Arrests - Races State Totals 2017		Cason City So	COUNTY: Churchill	Churchill Co	Fallon PD	COUNTY: Clark	Boulder PD	Clark Co School Dist	College of SNV	Henderson PD	LV Metro	LV Fire & Rescue	Mesquite PD	NV Fire & Rescue	NLV PD	UNLV PD	Douglas Co	COUNTY: Elko	Carlin PD	Elko PD	Elko CO	West Wendover PD	Esmeralda Co	Eureka Co	
Gambling:		55 - 59																							
Bookmaking (Horse and Sport Book)	Male	0	0	0	0	0	0	0	0	0	0	0	0	0	0	0	0	0	0	0	0	0	0	0	
	Female	0	0	0	0	0	0	0	0	0	0	0	0	0	0	0	0	0	0	0	0	0	0	0	
Numbers and Lottery	Male	0	0	0	0	0	0	0	0	0	0	0	0	0	0	0	0	0	0	0	0	0	0	0	
	Female	0	0	0	0	0	0	0	0	0	0	0	0	0	0	0	0	0	0	0	0	0	0	0	
All Other Gambling	Male	0	0	0	0	0	0	0	0	0	0	0	0	0	0	0	0	0	0	0	0	0	0	0	
	Female	0	0	0	0	0	0	0	0	0	0	0	0	0	0	0	0	0	0	0	0	0	0	0	
Total Gambling Violations:		Male	0	0	0	0	0	0	0	0	0	0	0	0	0	0	0	0	0	0	0	0	0	0	
	Female	0	0	0	0	0	0	0	0	0	0	0	0	0	0	0	0	0	0	0	0	0	0	0	
Miscellaneous:		55 - 59																							
Offenses Against the Family and Children	Male	1	2	0	2	0	0	0	0	0	0	0	0	0	0	0	0	0	0	0	0	0	0	0	
	Female	0	0	0	0	2	0	0	0	0	2	0	0	0	0	0	0	0	0	0	0	0	0	0	
Driving Under the Influence	Male	8	6	4	2	181	1	0	0	15	140	0	6	0	19	0	6	4	1	1	1	0	2	1	
	Female	3	2	1	1	51	3	0	0	10	34	0	1	0	3	0	1	3	2	0	1	0	1	1	
Liquor Laws	Male	5	0	0	0	102	0	0	0	9	92	0	1	0	0	0	0	0	0	0	0	0	0	0	
	Female	0	0	0	0	8	0	0	0	1	7	0	0	0	0	0	2	0	0	0	0	0	0	0	
Drunkenness	Male	0	3	2	1	0	0	0	0	0	0	0	0	0	0	0	1	1	0	1	0	0	0	0	
	Female	0	0	0	0	0	0	0	0	0	0	0	0	0	0	0	0	0	0	0	0	0	0	0	
Disorderly Conduct	Male	3	6	0	6	30	1	0	0	2	18	0	4	0	5	0	6	4	0	1	2	1	0	0	
	Female	0	0	0	0	8	0	0	0	1	3	0	3	0	1	0	4	1	0	0	1	0	0	0	
Vagrancy	Male	0	0	0	0	120	0	0	0	0	120	0	0	0	0	0	0	0	0	0	0	0	0	0	
	Female	0	0	0	0	9	0	0	0	0	9	0	0	0	0	0	0	0	0	0	0	0	0	0	
All Other Offenses (Except Traffic)	Male	73	20	12	8	1,475	1	3	0	155	1,233	0	7	0	73	3	18	47	3	18	18	8	3	0	
	Female	17	11	6	5	250	1	0	1	38	197	0	2	0	11	0	3	8	4	3	1	0	1	0	
Suspicion	Male	0	0	0	0	0	0	0	0	0	0	0	0	0	0	0	0	0	0	0	0	0	0	0	
	Female	0	0	0	0	0	0	0	0	0	0	0	0	0	0	0	0	0	0	0	0	0	0	0	
Total Miscellaneous Violations:		Male	90	37	18	19	1,908	3	3	0	181	1,603	0	18	0	97	3	31	56	4	22	21	9	5	1
	Female	20	13	7	6	328	4	0	1	50	252	0	6	0	15	0	10	12	6	3	3	0	2	1	
Human Trafficking:		55 - 59																							
Human Trafficking/ Commercial Sex Acts	Male	0	0	0	0	1	0	0	0	0	1	0	0	0	0	0	0	0	0	0	0	0	0	0	
	Female	0	0	0	0	0	0	0	0	0	0	0	0	0	0	0	0	0	0	0	0	0	0	0	
Human Trafficking/ Involuntary Servitude	Male	0	0	0	0	0	0	0	0	0	0	0	0	0	0	0	0	0	0	0	0	0	0	0	
	Female	0	0	0	0	0	0	0	0	0	0	0	0	0	0	0	0	0	0	0	0	0	0	0	
Total Human Trafficking Violations:		Male	0	0	0	1	0	0	0	0	1	0	0	0	0	0	0	0	0	0	0	0	0	0	0
	Female	0	0	0	0	0	0	0	0	0	0	0	0	0	0	0	0	0	0	0	0	0	0	0	
Total Arrests:	Male	115	41	20	21	2,918	6	7	0	294	2,407	0	34	0	167	3	54	77	7	31	29	10	5	1	
55 - 59 Years of Age	Female	34	16	9	7	641	4	1	1	89	491	0	15	0	40	0	13	16	6	6	3	1	2	1	
Total:		149	57	29	28	3,559	10	8	1	383	2,898	0	49	0	207	3	67	93	13	37	32	11	7	2	

[illegible]



Arrests - Races State Totals 2017		COUNTY: Humboldt	Humboldt School Dist	Humboldt Co	Winnemucca PD	Lander Co	Lincoln Co	COUNTY: Lyon	Lyon Co	Yerington PD	Mineral Co	Nye Co	COUNTY: Persim	Lovelock PD	Pershing Co	Storey Co	COUNTY: Washoe	Reno PD	Reno-Tahoe Airport Auth	Sparks PD	UNR	Washoe School Dist	Washoe Co	Reno Muni Court	White Pine Co	COUNTY: Statewide	NDI	NHP- Southern	NHP- Northeastern	NHP- Northwestern	Capital Police	Fire Marshal	Secretary of State	Attorney General	55-59		
Gambling:																																					YTD
Bookmaking (Horse and Sport Book)	Male	0	0	0	0	0	0	0	0	0	0	0	0	0	0	0	0	0	0	0	0	0	0	0	0	0	0	0	0	0	0	0	0	0	0		
	Female	0	0	0	0	0	0	0	0	0	0	0	0	0	0	0	0	0	0	0	0	0	0	0	0	0	0	0	0	0	0	0	0	0	0		
Numbers and Lottery	Male	0	0	0	0	0	0	0	0	0	0	0	0	0	0	0	0	0	0	0	0	0	0	0	0	0	0	0	0	0	0	0	0	0	0		
	Female	0	0	0	0	0	0	0	0	0	0	0	0	0	0	0	0	0	0	0	0	0	0	0	0	0	0	0	0	0	0	0	0	0	0		
All Other Gambling	Male	0	0	0	0	0	0	0	0	0	0	0	0	0	0	0	0	0	0	0	0	0	0	0	0	0	0	0	0	0	0	0	0	0	0		
	Female	0	0	0	0	0	0	0	0	0	0	0	0	0	0	0	0	0	0	0	0	0	0	0	0	0	0	0	0	0	0	0	0	0	0		
Total Gambling Violations:		Male	0	0	0	0	0	0	0	0	0	0	0	0	0	0	0	0	0	0	0	0	0	0	0	0	0	0	0	0	0	0	0	0	0		
	Female	0	0	0	0	0	0	0	0	0	0	0	0	0	0	0	0	0	0	0	0	0	0	0	0	0	0	0	0	0	0	0	0	0	0		
Miscellaneous:																																					YTD
Offenses Against the Family and Children	Male	0	0	0	0	0	0	0	0	0	0	1	0	0	0	0	3	2	0	0	0	0	1	0	3	1	0	0	0	1	0	0	0	0	11		
	Female	0	0	0	0	0	0	0	0	0	0	0	0	1	0	1	0	0	0	0	0	2	0	0	1	1	0	0	0	0	0	0	0	0	7		
Driving Under the Influence	Male	2	0	2	0	0	0	9	7	2	0	7	0	0	0	0	51	22	0	10	0	0	19	0	1	83	0	34	10	39	0	0	0	0	361		
	Female	0	0	0	1	0	2	0	0	0	3	0	0	0	0	0	19	13	0	2	0	0	4	0	1	20	1	7	1	11	0	0	0	0	108		
Liquor Laws	Male	0	0	0	0	0	0	0	0	0	0	0	0	0	0	0	164	164	0	0	0	0	0	0	2	0	1	0	1	0	0	0	0	273			
	Female	0	0	0	0	0	1	1	0	0	0	0	0	0	0	0	31	31	0	0	0	0	0	0	0	0	0	0	0	0	0	0	0	0	42		
Drunkenness	Male	0	0	0	0	0	0	0	0	0	1	1	0	0	0	0	0	0	0	0	0	0	0	0	1	0	0	0	1	0	0	0	0	8			
	Female	0	0	0	0	0	0	0	0	0	0	2	0	0	0	0	0	0	0	0	0	0	0	0	0	0	0	0	0	0	0	0	0	0	2		
Disorderly Conduct	Male	1	0	0	1	0	2	0	0	0	0	1	0	0	0	0	18	16	0	2	0	0	0	0	1	0	0	0	1	0	0	0	0	0	72		
	Female	0	0	0	0	0	0	0	0	0	0	0	0	0	0	0	3	0	0	3	0	0	0	0	0	0	0	0	0	0	0	0	0	0	16		
Vagrancy	Male	0	0	0	0	0	0	0	0	0	0	0	0	0	0	0	3	3	0	0	0	0	0	0	0	0	0	0	0	0	0	0	1	0	124		
	Female	0	0	0	0	0	0	0	0	0	0	0	0	0	0	0	1	1	0	0	0	0	0	0	0	0	0	0	0	0	0	0	0	0	10		
All Other Offenses (Except Traffic)	Male	3	0	1	2	4	0	7	7	0	5	45	0	0	0	3	404	272	1	69	0	1	61	0	3	52	2	34	4	11	0	1	0	0	2,162		
	Female	2	0	2	0	0	0	3	3	0	1	15	0	0	0	0	98	76	1	9	0	2	10	0	2	15	0	11	3	1	0	0	0	426			
Suspicion	Male	0	0	0	0	0	0	0	0	0	0	0	0	0	0	0	0	0	0	0	0	0	0	0	0	0	0	0	0	0	0	0	0	0	0		
	Female	0	0	0	0	0	0	0	0	0	0	0	0	0	0	0	0	0	0	0	0	0	0	0	0	0	0	0	0	0	0	0	0	0	0		
Total Miscellaneous Violations:		Male	6	0	3	3	4	2	16	14	2	6	55	0	0	3	643	479	1	81	0	1	81	0	7	141	2	69	14	54	1	0	1	0	3,011		
	Female	2	0	2	0	1	0	6	6	0	1	20	1	0	1	0	155	122	1	14	0	2	16	0	3	36	2	18	4	12	0	0	0	0	611		
Human Trafficking:																																					YTD
Human Trafficking/ Commercial Sex Acts	Male	0	0	0	0	0	0	0	0	0	0	0	0	0	0	0	0	0	0	0	0	0	0	0	0	1	0	0	1	0	0	0	0	0	2		
	Female	0	0	0	0	0	0	0	0	0	0	0	0	0	0	0	0	0	0	0	0	0	0	0	0	0	0	0	0	0	0	0	0	0	0		
Human Trafficking/ Involuntary Servitude	Male	0	0	0	0	0	0	0	0	0	0	0	0	0	0	0	0	0	0	0	0	0	0	0	0	0	0	0	0	0	0	0	0	0	0		
	Female	0	0	0	0	0	0	0	0	0	0	0	0	0	0	0	0	0	0	0	0	0	0	0	0	0	0	0	0	0	0	0	0	0	0		
Total Human Trafficking Violations:		Male	0	0	0	0	0	0	0	0	0	0	0	0	0	0	0	0	0	0	0	0	0	0	0	1	0	0	1	0	0	0	0	0	2		
	Female	0	0	0	0	0	0	0	0	0	0	0	0	0	0	0	0	0	0	0	0	0	0	0	0	0	0	0	0	0	0	0	0	0	0		
Total Arrests:		Male	12	0	6	6	6	3	38	36	2	10	66	3	0	3	3	803	588	2	107	0	2	104	0	9	160	9	75	17	56	1	0	1	1	4,324	
55 - 59 Years of Age		Female	4	0	2	2	2	1	16	14	2	1	24	2	0	2	0	211	165	1	23	0	3	19	0	6	39	5	18	4	12	0	0	0	0	1,029	
Total:		Male	16	0	8	8	8	4	54	50	4	11	90	5	0	5	3	1,014	753	3	130	0	5	123	0	15	199	14	93	21	68	1	0	1	1	5,353	

Arrests - Races State Totals 2017		Essex City So	COUNTY: Churchill	Churchill Co	Fallen PD	COUNTY: Clark	Boulder PD	Clark Co School Dist	College of SNV	Henderson PD	LV Metro	LV Fire & Rescue	Marquette PD	NLV Fire & Rescue	NLV PD	UNLV PD	Douglas Co	COUNTY: Elko	Carlin PD	Elko PD	Elko Co	West Wendover PD	Esmeralda Co	Eureka Co	
Index Crime:		60 - 64																							
Murder and Nonnegligent Manslaughter	Male	0	0	0	0	3	0	0	0	0	0	1	0	0	0	0	0	0	0	0	0	0	0	0	
	Female	0	0	0	0	1	0	0	0	0	0	0	0	0	0	0	0	0	0	0	0	0	0	0	
Manslaughter by Negligence	Male	0	0	0	0	0	0	0	0	0	0	0	0	0	0	0	0	0	0	0	0	0	0	0	
	Female	0	0	0	0	0	0	0	0	0	0	0	0	0	0	0	0	0	0	0	0	0	0	0	
Rape	Male	0	0	0	0	9	0	0	0	1	7	0	0	0	1	0	0	0	0	0	0	0	0	0	
	Female	0	0	0	0	0	0	0	0	0	0	0	0	0	0	0	0	0	0	0	0	0	0	0	
Robbery	Male	0	0	0	0	4	0	0	0	0	4	0	0	0	0	0	0	0	0	0	0	0	0	0	
	Female	0	0	0	0	0	0	0	0	0	0	0	0	0	0	0	0	0	0	0	0	0	0	0	
Aggravated Assault (Return A - 4a-d)	Male	5	0	0	0	56	0	1	0	2	45	0	0	0	8	0	0	0	0	0	0	0	0	0	
	Female	1	0	0	0	13	0	0	0	0	11	0	0	0	2	0	0	0	0	0	0	0	0	0	
Burglary - Breaking or Entering	Male	0	1	0	0	11	0	0	0	0	9	0	2	0	0	0	0	0	0	0	0	0	0	0	
	Female	0	0	0	0	3	0	0	0	1	2	0	0	0	0	0	0	0	0	0	0	0	0	0	
Larceny - Theft (Except Motor Vehicle Theft)	Male	0	1	0	1	61	0	0	0	7	46	0	5	0	3	0	1	0	0	0	0	0	0	0	
	Female	1	0	0	0	16	0	0	0	4	10	0	1	0	1	0	0	0	0	0	0	0	0	0	
Motor Vehicle Theft	Male	0	0	0	0	2	0	0	0	1	1	0	0	0	0	0	0	0	0	0	0	0	0	0	
	Female	0	0	0	0	0	0	0	0	0	0	0	0	0	0	0	0	0	0	0	0	0	0	0	
Arson	Male	0	0	0	0	0	0	0	0	0	0	0	0	0	0	0	0	0	0	0	0	0	0	0	
	Female	0	0	0	0	0	0	0	0	0	0	0	0	0	0	0	0	0	0	0	0	0	0	0	
Total Index Crimes Violations:		Male	5	2	1	1	146	0	1	0	11	115	0	7	0	12	0	1	0	0	0	0	0	0	
	Female	2	0	0	0	33	0	0	0	5	24	0	1	0	3	0	0	0	0	0	0	0	0	0	
Other Offenses:		60 - 64																							
Other Assaults (Return A - 4e)	Male	0	1	0	1	173	0	0	0	23	141	0	1	0	8	0	6	0	0	0	0	0	0	0	
	Female	0	0	0	0	89	0	0	0	19	68	0	0	0	2	0	1	1	0	0	1	0	0	0	
Forgery and Counterfeiting	Male	0	0	0	0	3	0	0	0	1	2	0	0	0	0	0	0	0	0	0	0	0	0	0	
	Female	0	0	0	0	2	0	0	0	1	1	0	0	0	0	0	0	0	0	0	0	0	0	0	
Fraud	Male	0	0	0	0	8	0	0	0	1	7	0	0	0	0	0	0	0	0	0	0	0	0	0	
	Female	0	0	0	0	8	0	0	0	0	8	0	0	0	0	0	1	0	0	0	0	0	0	0	
Embezzlement	Male	0	0	0	0	2	0	0	0	1	1	0	0	0	0	0	0	0	0	0	0	0	0	0	
	Female	0	0	0	0	0	0	0	0	0	0	0	0	0	0	0	1	0	1	0	0	0	0	0	
Stolen Property: Buying, Receiving, Possessing	Male	0	0	0	0	9	0	0	0	1	6	0	0	0	2	0	0	0	0	0	0	0	0	0	
	Female	0	0	0	0	1	0	0	0	0	1	0	0	0	0	0	0	0	0	0	0	0	0	0	
Vandalism	Male	1	0	0	0	10	0	0	0	1	9	0	0	0	0	0	0	0	0	0	0	0	0	0	
	Female	0	0	0	0	4	0	0	0	0	3	0	1	0	0	0	0	0	0	0	0	0	0	0	
Weapons: Carrying, Possessing, etc.	Male	0	0	0	0	14	0	0	0	0	13	0	0	0	1	0	0	0	0	0	0	0	1	0	
	Female	0	0	0	0	0	0	0	0	0	0	0	0	0	0	0	1	0	0	0	0	1	0	0	
Total Other Offense Violations:		Male	1	1	0	1	219	0	0	0	28	179	0	1	0	11	0	6	0	0	0	0	1	0	
	Female	0	0	0	0	104	0	0	0	20	81	0	1	0	2	0	2	3	0	1	2	0	0	0	
Prostitution and Commercialized Vice:		60 - 64																							
Prostitution	Male	0	0	0	0	3	0	0	0	0	3	0	0	0	0	0	0	0	0	0	0	0	0	0	
	Female	0	0	0	0	3	0	0	0	0	3	0	0	0	0	0	0	0	0	0	0	0	0	0	
Assisting or Promoting Prostitution	Male	0	0	0	0	0	0	0	0	0	0	0	0	0	0	0	0	0	0	0	0	0	0	0	
	Female	0	0	0	0	0	0	0	0	0	0	0	0	0	0	0	0	0	0	0	0	0	0	0	
Purchasing Prostitution	Male	0	0	0	0	0	0	0	0	0	0	0	0	0	0	0	0	0	0	0	0	0	0	0	
	Female	0	0	0	0	0	0	0	0	0	0	0	0	0	0	0	0	0	0	0	0	0	0	0	
Sex Offenses (Except Forcible Rape and Prostitution)	Male	2	0	0	0	34	0	0	0	0	33	0	0	0	0	1	0	0	0	0	0	0	0	0	
	Female	1	0	0	0	4	0	0	0	0	4	0	0	0	0	0	0	0	0	0	0	0	0	0	
Total Prostitution & Commercialized Vice Violations:		Male	2	0	0	0	37	0	0	0	36	0	0	0	0	1	0	0	0	0	0	0	0	0	
	Female	1	0	0	0	7	0	0	0	0	7	0	0	0	0	0	0	0	0	0	0	0	0	0	
Drug Abuse Violations:		60 - 64																							
Sale/Manufacturing:		0	0	0	0	15	0	0	0	1	14	0	0	0	0	0	0	0	0	0	0	0	0	0	
Opium or Cocaine and Their Derivatives (Morphine, Heroin, Codeine)	Male	0	0	0	0	2	0	0	0	0	2	0	0	0	0	0	0	0	0	0	0	0	0	0	
	Female	0	0	0	0	1	0	0	0	0	1	0	0	0	0	0	0	0	0	0	0	0	0	0	
Marijuana	Male	0	0	0	0	1	0	0	0	0	1	0	0	0	0	0	0	0	0	0	0	0	0	0	
	Female	0	0	0	0	0	0	0	0	0	0	0	0	0	0	0	0	0	0	0	0	0	0	0	
Synthetic Narcotics - Manufactured Narcotics Which Can Cause True Drug Addiction (Demerol, Methadone)	Male	0	0	0	0	2	0	0	0	0	2	0	0	0	0	0	0	0	0	0	0	0	0	0	
	Female	0	0	0	0	0	0	0	0	0	0	0	0	0	0	0	0	0	0	0	0	0	0	0	
Other - Dangerous Nonnarcotic Drugs (Barbiturates, Benzadrine)	Male	0	0	0	0	9	0	0	0	1	8	0	0	0	0	0	0	0	0	0	0	0	0	0	
	Female	0	0	0	0	0	0	0	0	0	0	0	0	0	0	0	0	0	0	0	0	0	0	0	
Possession:		4	0	0	0	78	0	0	0	14	51	0	0	0	13	0	1	1	0	0	1	0	0	0	
Opium or Cocaine and Their Derivatives (Morphine, Heroin, Codeine)	Male	2	0	0	0	13	0	0	0	0	12	0	0	0	1	0	0	0	0	0	0	0	0	0	
	Female	0	0	0	0	2	0	0	0	0	2	0	0	0	0	0	0	0	0	0	0	0	0	0	
Marijuana	Male	0	0	0	0	4	0	0	0	0	3	0	0	0	1	0	0	0	0	0	0	0	0	0	
	Female	0	0	0	0	0	0	0	0	0	0	0	0	0	0	0	0	0	0	0	0	0	0	0	
Synthetic Narcotics - Manufactured Narcotics Which Can Cause True Drug Addiction (Demerol, Methadone)	Male	1	0	0	0	11	0	0	0	0	11	0	0	0	0	0	0	0	0	0	0	0	0	0	
	Female	1	0	0	0	3	0	0	0	0	2	0	0	0	1	0	0	1	0	0	1	0	0	0	
Other - Dangerous Nonnarcotic Drugs (Barbiturates, Benzadrine)	Male	0	0	0	0	41	0	0	0	11	21	0	0	0	9	0	1	0	0	0	0	0	0	0	
	Female	0	0	0	0	4	0	0	0	3	0	0	0	0	1	0	0	0	0	0	0	0	0	0	
Total Drug Abuse Violations:		Male	3	0	0	0	83	0	0	0	12	60	0	0	0	11	0	1	0	0	0	0	0	0	
	Female	1	0	0	0	10	0	0	0	3	5	0	0	0	2	0	0	1	0	0	1	0	0	0	

Arrests - Races State Totals 2017		Cason City So	COUNTY: Churchill	Churchill Co	Fallon PD	COUNTY: Clark	Blair PD	Clark Co School Dist	College of SNV	Henderson PD	LV Metro	LV Fire & Rescue	Masquipa PD	NLV Fire & Rescue	NLV PD	UNLV PD	Douglas Co	COUNTY: Elko	Carlin PD	Elko PD	Elko CO	West Wendover PD	Esmeralda Co	Eureka Co	
Gambling:		60 - 64																							
Bookmaking (Horse and Sport Book)	Male	0	0	0	0	0	0	0	0	0	0	0	0	0	0	0	0	0	0	0	0	0	0	0	
	Female	0	0	0	0	0	0	0	0	0	0	0	0	0	0	0	0	0	0	0	0	0	0	0	
Numbers and Lottery	Male	0	0	0	0	0	0	0	0	0	0	0	0	0	0	0	0	0	0	0	0	0	0	0	
	Female	0	0	0	0	0	0	0	0	0	0	0	0	0	0	0	0	0	0	0	0	0	0	0	
All Other Gambling	Male	0	0	0	0	0	0	0	0	0	0	0	0	0	0	0	0	0	0	0	0	0	0	0	
	Female	0	0	0	0	0	0	0	0	0	0	0	0	0	0	0	0	0	0	0	0	0	0	0	
Total Gambling Violations:		Male	0	0	0	0	0	0	0	0	0	0	0	0	0	0	0	0	0	0	0	0	0	0	
	Female	0	0	0	0	0	0	0	0	0	0	0	0	0	0	0	0	0	0	0	0	0	0	0	
Miscellaneous:		60 - 64																							
Offenses Against the Family and Children	Male	0	0	0	0	1	0	0	0	0	1	0	0	0	0	0	0	0	0	0	0	0	0	0	
	Female	0	0	0	0	1	0	0	0	1	0	0	0	0	0	0	0	0	0	0	0	0	0	0	
Driving Under the Influence	Male	4	1	0	1	119	0	0	0	12	90	0	9	0	8	1	3	5	1	0	4	0	1	0	
	Female	0	0	0	0	42	3	0	1	6	30	0	1	0	1	0	3	7	0	6	1	0	0	0	
Liquor Laws	Male	0	0	0	0	50	0	0	0	3	46	0	0	0	1	0	0	0	0	0	0	0	0	0	
	Female	0	0	0	0	6	1	0	0	0	5	0	0	0	0	0	0	0	0	0	0	0	0	0	
Drunkenness	Male	0	0	0	0	0	0	0	0	0	0	0	0	0	0	0	1	0	0	0	0	0	0	0	
	Female	0	0	0	0	1	0	0	0	0	0	0	0	0	1	0	0	0	0	0	0	0	0	0	
Disorderly Conduct	Male	0	0	0	0	13	0	0	0	10	0	1	0	2	0	3	1	0	0	1	0	0	0	0	
	Female	0	0	0	0	9	0	0	0	0	4	0	4	0	1	0	0	0	0	0	0	0	0	0	
Vagrancy	Male	0	0	0	0	93	0	0	0	93	0	0	0	0	0	0	0	0	0	0	0	0	0	0	
	Female	0	0	0	0	3	0	0	0	0	3	0	0	0	0	0	0	0	0	0	0	0	0	0	
All Other Offenses (Except Traffic)	Male	36	4	2	2	811	2	0	1	67	698	0	3	0	38	2	10	11	5	0	4	2	0	0	
	Female	6	4	3	1	120	0	0	0	7	101	0	2	0	10	0	2	2	0	0	2	0	0	0	
Suspicion	Male	0	0	0	0	0	0	0	0	0	0	0	0	0	0	0	0	0	0	0	0	0	0	0	
	Female	0	0	0	0	0	0	0	0	0	0	0	0	0	0	0	0	0	0	0	0	0	0	0	
Total Miscellaneous Violations:		Male	40	5	2	3,087	2	0	1	82	938	0	13	0	49	2	23	17	6	0	9	2	1	0	
	Female	6	4	3	1	182	4	0	1	14	143	0	7	0	13	0	5	9	0	6	3	0	0	0	
Human Trafficking:		60 - 64																							
Human Trafficking/ Commercial Sex Acts	Male	0	0	0	0	0	0	0	0	0	0	0	0	0	0	0	0	0	0	0	0	0	0	0	
	Female	0	0	0	0	0	0	0	0	0	0	0	0	0	0	0	0	0	0	0	0	0	0	0	
Human Trafficking/ Involuntary Servitude	Male	0	0	0	0	0	0	0	0	0	0	0	0	0	0	0	0	0	0	0	0	0	0	0	
	Female	0	0	0	0	0	0	0	0	0	0	0	0	0	0	0	0	0	0	0	0	0	0	0	
Total Human Trafficking Violations:		Male	0	0	0	0	0	0	0	0	0	0	0	0	0	0	0	0	0	0	0	0	0	0	
	Female	0	0	0	0	0	0	0	0	0	0	0	0	0	0	0	0	0	0	0	0	0	0	0	
Total Arrests:		Male	51	8	3	5	1,572	2	1	1	133	1,328	0	21	0	83	3	31	17	6	0	9	2	2	0
	Female	10	4	3	1	336	4	0	1	42	260	0	9	0	20	0	7	13	0	7	6	0	0	0	
60 - 64 Years of Age		Total:	61	12	6	6	1,908	6	1	2	175	1,588	0	30	0	103	3	38	30	6	7	15	2	2	0

[illegible]

Arrests - Races State Totals 2017		COUNTY: Humboldt	Humboldt School Dist	Humboldt Co	Winnemucca PD	Lander Co	Lincoln Co	COUNTY: Lyon	Lyon Co	Yerington PD	Mineral Co	Nye Co	COUNTY: Persim	Lovelock PD	Pershing Co	Storey Co	COUNTY: Washoe	Reno PD	Reno-Tahoe Airport Auth	Sparks PD	UNR	Washoe School Dist	Washoe Co	Reno Municipal Court	White Pine Co	COUNTY: Statewide	NDI	NHP - Southern	NHP - Northeastern	NHP - Northwestern	Capital Police	Fire Marshal	Secretary of State	Attorney General	60 - 64	
Gambling:		60 - 64																																		YTD
Bookmaking (Horse and Sport Book)	Male	0	0	0	0	0	0	0	0	0	0	0	0	0	0	0	0	0	0	0	0	0	0	0	0	0	0	0	0	0	0	0	0	0	0	
	Female	0	0	0	0	0	0	0	0	0	0	0	0	0	0	0	0	0	0	0	0	0	0	0	0	0	0	0	0	0	0	0	0	0	0	
Numbers and Lottery	Male	0	0	0	0	0	0	0	0	0	0	0	0	0	0	0	0	0	0	0	0	0	0	0	0	0	0	0	0	0	0	0	0	0	0	
	Female	0	0	0	0	0	0	0	0	0	0	0	0	0	0	0	0	0	0	0	0	0	0	0	0	0	0	0	0	0	0	0	0	0	0	
All Other Gambling	Male	0	0	0	0	0	0	0	0	0	0	0	0	0	0	0	0	0	0	0	0	0	0	0	0	0	0	0	0	0	0	0	0	0	0	
	Female	0	0	0	0	0	0	0	0	0	0	0	0	0	0	0	0	0	0	0	0	0	0	0	0	0	0	0	0	0	0	0	0	0	0	
Total Gambling Violations:		Male	0	0	0	0	0	0	0	0	0	0	0	0	0	0	0	0	0	0	0	0	0	0	0	0	0	0	0	0	0	0	0	0	0	
	Female	0	0	0	0	0	0	0	0	0	0	0	0	0	0	0	0	0	0	0	0	0	0	0	0	0	0	0	0	0	0	0	0	0	0	
Miscellaneous:		60 - 64																																		YTD
Offenses Against the Family and Children	Male	1	0	1	0	0	0	0	0	0	0	0	0	0	0	0	0	1	1	0	0	0	0	0	0	0	0	0	0	0	0	0	0	0	3	
	Female	0	0	0	0	0	0	0	0	0	0	0	0	0	0	0	0	1	0	0	1	0	0	0	0	0	0	0	0	0	0	0	0	0	2	
Driving Under the Influence	Male	1	0	1	0	0	0	7	1	0	8	0	0	0	0	0	1	42	27	0	4	0	11	0	1	56	0	34	5	17	0	0	0	0	0	
	Female	1	0	1	0	0	0	2	2	0	0	0	0	0	0	0	1	18	9	1	5	0	0	3	0	0	12	0	4	2	6	0	0	0	86	
Liquor Laws	Male	0	0	0	0	0	0	0	0	0	0	0	0	0	0	0	0	165	161	0	4	0	0	0	0	0	1	0	1	0	0	0	0	0	216	
	Female	0	0	0	0	0	0	0	0	0	0	0	0	0	0	0	1	13	13	0	0	0	0	0	0	0	0	0	0	0	0	0	0	0	20	
Drunkenness	Male	0	0	0	0	0	0	0	0	0	1	3	0	0	0	0	0	0	0	0	0	0	0	0	0	0	0	0	0	0	0	0	0	0	5	
	Female	0	0	0	0	0	0	0	0	0	0	0	0	0	0	0	0	0	0	0	0	0	0	0	0	0	0	0	0	0	0	0	0	0	2	
Disorderly Conduct	Male	0	0	0	0	1	0	0	0	1	1	0	0	0	0	0	7	4	0	2	0	0	1	0	0	0	0	0	0	0	0	0	0	0	0	27
	Female	0	0	0	0	0	0	0	0	0	0	0	0	0	0	0	2	2	0	0	0	0	0	0	0	0	0	0	0	0	0	0	0	0	11	
Vagrancy	Male	0	0	0	0	0	0	0	0	0	1	0	0	0	0	0	0	10	10	0	0	0	0	0	0	0	0	0	0	0	0	0	0	0	104	
	Female	0	0	0	0	0	0	0	0	0	0	0	0	0	0	0	0	0	0	0	0	0	0	0	0	0	0	0	0	0	0	0	0	0	3	
All Other Offenses (Except Traffic)	Male	5	0	5	2	0	2	1	1	3	21	2	0	2	5	328	269	1	31	0	0	27	0	1	20	0	16	3	1	0	0	0	0	0	1,261	
	Female	0	0	0	0	0	0	1	1	0	2	6	0	0	0	0	56	31	0	9	0	16	0	1	9	0	3	3	3	0	0	0	0	0	209	
Suspicion	Male	0	0	0	0	0	0	0	0	0	0	0	0	0	0	0	0	0	0	0	0	0	0	0	0	0	0	0	0	0	0	0	0	0	0	
	Female	0	0	0	0	0	0	0	0	0	0	0	0	0	0	0	0	0	0	0	0	0	0	0	0	0	0	0	0	0	0	0	0	0	0	
Total Miscellaneous Violations:		Male	7	0	2	2	1	9	7	10	33	0	0	2	2	90	553	472	1	41	0	0	39	0	2	77	0	51	8	18	0	0	0	0	1,875	
	Female	1	0	1	0	0	0	3	3	0	2	6	0	0	0	2	90	55	1	15	0	0	19	0	1	22	1	7	5	9	0	0	0	0	333	
Human Trafficking:		60 - 64																																		YTD
Human Trafficking/ Commercial Sex Acts	Male	0	0	0	0	0	0	0	0	0	0	0	0	0	0	0	0	0	0	0	0	0	0	0	0	0	0	0	0	0	0	0	0	0	0	
	Female	0	0	0	0	0	0	0	0	0	0	0	0	0	0	0	0	0	0	0	0	0	0	0	0	0	0	0	0	0	0	0	0	0	0	
Human Trafficking/ Involuntary Servitude	Male	0	0	0	0	0	0	0	0	0	0	0	0	0	0	0	0	0	0	0	0	0	0	0	0	0	0	0	0	0	0	0	0	0	0	
	Female	0	0	0	0	0	0	0	0	0	0	0	0	0	0	0	0	0	0	0	0	0	0	0	0	0	0	0	0	0	0	0	0	0	0	
Total Human Trafficking Violations:		Male	0	0	0	0	0	0	0	0	0	0	0	0	0	0	0	0	0	0	0	0	0	0	0	0	0	0	0	0	0	0	0	0	0	
	Female	0	0	0	0	0	0	0	0	0	0	0	0	0	0	0	0	0	0	0	0	0	0	0	0	0	0	0	0	0	0	0	0	0	0	
Total Arrests:		Male	10	0	3	7	2	3	20	18	2	13	44	3	0	3	7	639	521	4	60	1	0	53	0	2	83	3	54	8	18	0	0	0	0	2,507
	Female	1	0	1	0	0	0	5	5	0	3	6	0	0	0	2	114	69	1	19	0	0	25	0	2	25	1	8	6	9	1	0	0	0	0	528
60 - 64 Years of Age		Total:	11	0	4	7	2	3	25	23	2	16	50	3	0	3	9	753	590	5	79	1	0	78	0	4	108	4	62	14	27	1	0	0	0	3,035

358

Arrests - Races State Totals 2017		Carson City So	COUNTY: Churchill	Churchill Co	Fallon PD	COUNTY: Clark	Boulder PD	Clark Co School Dist	College of SNV	Henderson PD	LV Metro	LV Fire & Rescue	Mesquite PD	NLV Fire & Rescue	NLV PD	UNLV PD	Douglas Co	COUNTY: Elko	Carlin PD	Elko PD	Elko CO	West Wendover PD	Esmeralda Co	Eureka Co	
Gambling:		65+																							
Bookmaking (Horse and Sport Book)	Male	0	0	0	0	0	0	0	0	0	0	0	0	0	0	0	0	0	0	0	0	0	0	0	
	Female	0	0	0	0	0	0	0	0	0	0	0	0	0	0	0	0	0	0	0	0	0	0	0	
Numbers and Lottery	Male	0	0	0	0	0	0	0	0	0	0	0	0	0	0	0	0	0	0	0	0	0	0	0	
	Female	0	0	0	0	0	0	0	0	0	0	0	0	0	0	0	0	0	0	0	0	0	0	0	
All Other Gambling	Male	0	0	0	0	0	0	0	0	0	0	0	0	0	0	0	0	0	0	0	0	0	0	0	
	Female	0	0	0	0	0	0	0	0	0	0	0	0	0	0	0	0	0	0	0	0	0	0	0	
Total Gambling Violations:		Male	0	0	0	0	0	0	0	0	0	0	0	0	0	0	0	0	0	0	0	0	0	0	
	Female	0	0	0	0	0	0	0	0	0	0	0	0	0	0	0	0	0	0	0	0	0	0	0	
Miscellaneous:		65+																							
Offenses Against the Family and Children	Male	0	0	0	0	1	0	0	0	0	1	0	0	0	0	0	0	0	0	0	0	0	0	0	
	Female	0	0	0	0	2	0	0	0	1	3	0	0	0	0	1	0	0	0	0	0	0	0	0	
Driving Under the Influence	Male	1	3	1	2	106	4	0	0	11	80	0	7	0	4	0	6	2	0	0	0	1	0	0	
	Female	3	2	1	1	40	2	0	0	8	24	0	2	0	4	0	3	7	0	7	0	0	0	0	
Liquor Laws	Male	0	0	0	0	29	0	0	0	6	23	0	0	0	0	0	0	0	0	0	0	0	0	0	
	Female	0	0	0	0	2	0	0	0	0	2	0	0	0	0	0	0	0	0	0	0	0	1	0	
Drunkenness	Male	0	0	0	0	0	0	0	0	0	0	0	0	0	0	0	1	0	0	0	0	0	0	0	
	Female	0	0	0	0	0	0	0	0	0	0	0	0	0	0	0	0	0	0	0	0	0	0	0	
Disorderly Conduct	Male	1	1	1	0	16	2	0	0	2	5	0	3	0	4	0	2	0	0	0	0	0	1	0	
	Female	1	0	0	0	8	1	0	0	0	4	0	1	0	2	0	2	2	0	0	2	0	0	0	
Vagrancy	Male	0	0	0	0	20	0	0	0	0	19	0	1	0	0	0	0	0	0	0	0	0	0	0	
	Female	0	0	0	0	4	0	0	0	0	4	0	0	0	0	0	0	0	0	0	0	0	0	0	
All Other Offenses (Except Traffic)	Male	24	4	3	1	418	1	0	0	50	354	0	1	0	11	1	4	14	5	0	6	3	2	0	
	Female	12	3	0	3	62	0	1	0	15	41	0	1	0	4	0	3	5	3	0	1	1	0	0	
Suspicion	Male	0	0	0	0	0	0	0	0	0	0	0	0	0	0	0	0	0	0	0	0	0	0	0	
	Female	0	0	0	0	0	0	0	0	0	0	0	0	0	0	0	0	0	0	0	0	0	0	0	
Total Miscellaneous Violations:		Male	26	8	5	3	590	7	0	69	482	0	12	0	19	1	13	16	6	0	6	4	3	0	
	Female	16	5	1	4	118	3	1	0	24	76	0	4	0	10	0	9	14	3	7	3	1	1	0	
Human Trafficking:		65+																							
Human Trafficking/ Commercial Sex Acts	Male	0	0	0	0	0	0	0	0	0	0	0	0	0	0	0	0	0	0	0	0	0	0	0	
	Female	0	0	0	0	0	0	0	0	0	0	0	0	0	0	0	0	0	0	0	0	0	0	0	
Human Trafficking/ Involuntary Servitude	Male	0	0	0	0	0	0	0	0	0	0	0	0	0	0	0	0	0	0	0	0	0	0	0	
	Female	0	0	0	0	0	0	0	0	0	0	0	0	0	0	0	0	0	0	0	0	0	0	0	
Total Human Trafficking Violations:		Male	0	0	0	0	0	0	0	0	0	0	0	0	0	0	0	0	0	0	0	0	0	0	
	Female	0	0	0	0	0	0	0	0	0	0	0	0	0	0	0	0	0	0	0	0	0	0	0	
Total Arrests:		Male	40	14	9	5	943	8	0	0	116	768	0	14	0	36	1	19	21	7	0	9	5	3	0
	Female	22	5	1	4	225	3	1	0	49	154	0	5	0	13	0	16	14	3	7	3	1	1	0	
65+ Years of Age		Total:	62	19	10	9	1,168	11	1	0	165	922	0	19	0	49	1	35	35	10	7	12	6	4	0

[illegible]



Arrests - Races State Totals 2017		COUNTY: Humboldt	Humboldt School Dist	Humboldt Co	Winnemucca PD	Lander Co	Lincoln Co	COUNTY: Lyon	Lyon Co	Yerington PD	Mineral Co	Nye Co	COUNTY: Pershing	Lovelock PD	Pershing Co	Storey Co	COUNTY: Washoe	Reno PD	Reno-Tahoe Airport Auth	Sparks PD	UNR	Washoe School Dist	Washoe Co	Reno Municipal Court	White Pine Co	COUNTY: Statewide	NDI	NHP- Southern	NHP- Northeastern	NHP- Northwestern	Capital Police	Fire Marshal	Secretary of State	Attorney General	YTD	
Gambling:		65+																																		YTD
Bookmaking (Horse and Sport Book)	Male	0	0	0	0	0	0	0	0	0	0	0	0	0	0	0	0	0	0	0	0	0	0	0	0	0	0	0	0	0	0	0	0	0	0	
	Female	0	0	0	0	0	0	0	0	0	0	0	0	0	0	0	0	0	0	0	0	0	0	0	0	0	0	0	0	0	0	0	0	0	0	
Numbers and Lottery	Male	0	0	0	0	0	0	0	0	0	0	0	0	0	0	0	0	0	0	0	0	0	0	0	0	0	0	0	0	0	0	0	0	0	0	
	Female	0	0	0	0	0	0	0	0	0	0	0	0	0	0	0	0	0	0	0	0	0	0	0	0	0	0	0	0	0	0	0	0	0	0	
All Other Gambling	Male	0	0	0	0	0	0	0	0	0	0	0	0	0	0	0	0	0	0	0	0	0	0	0	0	0	0	0	0	0	0	0	0	0	0	
	Female	0	0	0	0	0	0	0	0	0	0	0	0	0	0	0	0	0	0	0	0	0	0	0	0	0	0	0	0	0	0	0	0	0	0	
Total Gambling Violations:		Male	0	0	0	0	0	0	0	0	0	0	0	0	0	0	0	0	0	0	0	0	0	0	0	0	0	0	0	0	0	0	0	0	0	
	Female	0	0	0	0	0	0	0	0	0	0	0	0	0	0	0	0	0	0	0	0	0	0	0	0	0	0	0	0	0	0	0	0	0	0	
Miscellaneous:		65+																																		YTD
Offenses Against the Family and Children	Male	0	0	0	0	0	0	1	1	0	0	1	0	0	0	0	4	3	0	1	0	0	0	0	0	0	0	0	0	0	0	0	0	0	7	
	Female	0	0	0	0	0	0	0	0	0	0	0	0	0	0	0	2	1	0	1	0	0	0	0	0	1	0	1	0	0	0	0	0	0	6	
Driving Under the Influence	Male	1	1	0	0	0	0	1	1	4	1	4	1	0	1	1	31	10	0	6	1	0	14	0	0	51	0	28	8	15	0	0	0	0	213	
	Female	0	0	0	0	0	0	0	0	0	0	3	0	0	0	0	13	5	0	5	0	3	0	0	14	0	9	1	4	0	0	0	0	85		
Liquor Laws	Male	0	0	0	0	0	0	0	0	0	0	0	0	0	0	0	54	53	0	0	0	1	0	0	1	0	1	0	0	0	0	0	0	84		
	Female	0	0	0	0	0	0	0	0	0	0	0	0	0	0	0	4	4	0	0	0	0	0	0	0	0	0	0	0	0	0	0	0	7		
Drunkenness	Male	0	0	0	0	0	0	0	0	0	0	0	0	0	0	0	0	0	0	0	0	0	0	0	0	0	0	0	0	0	0	0	0	1		
	Female	0	0	0	0	0	0	0	0	0	0	0	0	0	0	0	0	0	0	0	0	0	0	0	0	0	0	0	0	0	0	0	0	0		
Disorderly Conduct	Male	0	0	0	0	0	1	1	1	0	1	0	0	0	0	0	13	8	0	2	0	3	0	0	0	0	0	0	0	0	0	0	0	0	37	
	Female	0	0	0	0	0	0	0	0	0	0	0	0	0	0	0	0	0	0	0	0	0	0	0	0	0	0	0	0	0	0	0	0	13		
Vagrancy	Male	0	0	0	0	0	0	0	0	0	0	0	0	0	0	0	2	2	0	0	0	0	0	0	0	0	0	0	0	0	0	0	0	0	22	
	Female	0	0	0	0	0	0	0	0	0	0	0	0	0	0	0	0	0	0	0	0	0	0	0	0	0	0	0	0	0	0	0	0	0	4	
All Other Offenses (Except Traffic)	Male	2	0	1	1	0	3	3	0	14	1	0	1	3	133	101	1	13	0	0	18	0	2	11	0	5	0	5	0	0	0	0	0	0	635	
	Female	0	0	0	0	0	0	1	1	0	0	6	0	0	0	31	23	0	7	0	0	1	0	0	3	0	1	2	0	0	0	0	0	0	126	
Suspicion	Male	0	0	0	0	0	0	0	0	0	0	0	0	0	0	0	0	0	0	0	0	0	0	0	0	0	0	0	0	0	0	0	0	0	0	
	Female	0	0	0	0	0	0	0	0	0	0	0	0	0	0	0	0	0	0	0	0	0	0	0	0	0	0	0	0	0	0	0	0	0	0	
Total Miscellaneous Violations:		Male	3	0	2	1	1	10	9	2	19	2	0	2	0	2	237	177	1	22	1	1	35	0	2	63	0	34	8	20	0	0	0	0	1	
	Female	0	0	0	0	0	0	1	1	0	9	0	0	0	0	0	50	33	0	13	0	0	4	0	0	18	0	11	3	4	0	0	0	0	241	
Human Trafficking:		65+																																		YTD
Human Trafficking/ Commercial Sex Acts	Male	0	0	0	0	0	0	0	0	0	0	0	0	0	0	0	0	0	0	0	0	0	0	0	0	0	0	0	0	0	0	0	0	0	0	
	Female	0	0	0	0	0	0	0	0	0	0	0	0	0	0	0	0	0	0	0	0	0	0	0	0	0	0	0	0	0	0	0	0	0	0	
Human Trafficking/ Involuntary Servitude	Male	0	0	0	0	0	0	0	0	0	0	0	0	0	0	0	0	0	0	0	0	0	0	0	0	0	0	0	0	0	0	0	0	0	0	
	Female	0	0	0	0	0	0	0	0	0	0	0	0	0	0	0	0	0	0	0	0	0	0	0	0	0	0	0	0	0	0	0	0	0	0	
Total Human Trafficking Violations:		Male	0	0	0	0	0	0	0	0	0	0	0	0	0	0	0	0	0	0	0	0	0	0	0	0	0	0	0	0	0	0	0	0	0	
	Female	0	0	0	0	0	0	0	0	0	0	0	0	0	0	0	0	0	0	0	0	0	0	0	0	0	0	0	0	0	0	0	0	0	0	
Total Arrests:		Male	4	0	2	2	0	2	18	17	1	3	21	4	0	4	5	313	225	2	40	1	2	43	0	2	65	1	34	8	20	0	0	2	1,477	
65+ Years of Age		Female	1	0	1	0	0	0	4	4	0	0	10	1	0	1	0	69	46	0	18	0	0	5	0	18	0	11	3	4	0	0	0	0	386	
Total:		5	0	3	2	0	2	22	21	1	3	31	5	0	5	5	382	271	2	58	1	2	48	0	2	83	1	45	11	24	0	0	2	1,863		



# Statewide Arrestees: Race & Ethnicity

Juvenile and Adult: By Agency and County

## STATE OF NEVADA ARRESTS 2018

JUVENILE	White	Black	Indian or Alaskan	Asian	Hawaiian or Islander	Hispanic or Latino	Not Hispanic or Latino
<b>Total Arrests</b>	<b>5,110</b>	<b>3,089</b>	<b>552</b>	<b>582</b>	<b>509</b>	<b>2,206</b>	<b>5,988</b>

<b>Total Race Reported:</b>	<b>9,842</b>
<b>Total Ethnicity Reported:</b>	<b>8,194</b>

Index Crimes:	White	Black	Indian or Alaskan	Asian	Hawaiian or Islander	Hispanic or Latino	Not Hispanic or Latino
Murder and Nonnegligent Manslaughter	0	4	0	0	0	0	4
Manslaughter by Negligence	0	0	0	0	0	0	0
Rape	45	20	0	1	0	17	49
Robbery	125	216	1	0	1	66	271
Aggravated Assault (Return A - 4a-d)	384	238	4	8	4	141	494
Burglary - Breaking or Entering	190	160	0	5	2	71	279
Larceny - Theft (Except Motor Vehicle Theft)	483	318	3	20	2	183	619
Motor Vehicle Theft	81	47	0	1	0	24	100
Arson	13	2	0	1	0	3	12
<b>Total Index Crimes Violations:</b>	<b>1,321</b>	<b>1,005</b>	<b>8</b>	<b>36</b>	<b>9</b>	<b>505</b>	<b>1,828</b>

Other Offenses:	White	Black	Indian or Alaskan	Asian	Hawaiian or Islander	Hispanic or Latino	Not Hispanic or Latino
Other Assaults (Return A - 4e)	1,090	667	8	26	7	488	1,250
Forgery and Counterfeiting	32	6	0	2	0	13	27
Fraud	20	17	0	0	0	5	32
Embezzlement	5	0	0	0	0	0	5
Stolen Property; Buying, Receiving, Possessing	75	89	4	2	0	33	112
Vandalism	177	72	1	2	0	76	176
Weapons; Carrying, Possessing, etc.	92	83	2	4	1	39	134
<b>Total Other Offense Violations:</b>	<b>1,491</b>	<b>934</b>	<b>15</b>	<b>36</b>	<b>8</b>	<b>654</b>	<b>1,736</b>

Prostitution and Commercialized Vice:	White	Black	Indian or Alaskan	Asian	Hawaiian or Islander	Hispanic or Latino	Not Hispanic or Latino
Prostitution	11	30	0	1	0	5	37
Assisting or Promoting Prostitution	2	0	0	0	0	0	2
Purchasing Prostitution	0	0	0	0	0	0	0
Sex Offenses (Except Forcible Rape and Prostitution)	36	14	0	1	2	4	36
<b>Total Prostitution &amp; Commercialized Vice Violations:</b>	<b>49</b>	<b>44</b>	<b>0</b>	<b>2</b>	<b>2</b>	<b>9</b>	<b>75</b>

Drug Abuse Violations:	White	Black	Indian or Alaskan	Asian	Hawaiian or Islander	Hispanic or Latino	Not Hispanic or Latino
<b>Sale/Manufacturing:</b>	<b>78</b>	<b>23</b>	<b>2</b>	<b>2</b>	<b>1</b>	<b>38</b>	<b>66</b>
Opium or Cocaine and Their Derivatives (Morphine, Heroin, Codeine)	4	0	0	0	1	3	2
Marijuana	60	17	1	2	0	24	54
Synthetic Narcotics - Manufactured Narcotics Which Can Cause TrueDrug Addiction (Demerol, Methadones)	6	2	0	0	0	5	3
Other - Dangerous Nonnarcotic Drugs (Barbiturates, Benzedrine)	8	4	1	0	0	6	7
<b>Possession:</b>	<b>483</b>	<b>483</b>	<b>483</b>	<b>483</b>	<b>483</b>	<b>483</b>	<b>483</b>
Opium or Cocaine and Their Derivatives (Morphine, Heroin, Codeine)	10	10	10	10	10	10	10
Marijuana	418	418	418	418	418	418	418
Synthetic Narcotics - Manufactured Narcotics Which Can Cause TrueDrug Addiction (Demerol, Methadones)	29	29	29	29	29	29	29
Other - Dangerous Nonnarcotic Drugs (Barbiturates, Benzedrine)	26	26	26	26	26	26	26
<b>Total Drug Abuse Violations:</b>	<b>561</b>	<b>506</b>	<b>485</b>	<b>485</b>	<b>484</b>	<b>521</b>	<b>549</b>

Gambling:	White	Black	Indian or Alaskan	Asian	Hawaiian or Islander	Hispanic or Latino	Not Hispanic or Latino
Bookmaking (Horse and Sport Book)	0	0	0	0	0	0	0
Numbers and Lottery	0	0	0	0	0	0	0
All Other Gambling	6	0	0	0	0	0	6
<b>Total Gambling Violations:</b>	<b>6</b>	<b>0</b>	<b>0</b>	<b>0</b>	<b>0</b>	<b>0</b>	<b>6</b>

Miscellaneous:	White	Black	Indian or Alaskan	Asian	Hawaiian or Islander	Hispanic or Latino	Not Hispanic or Latino
Offenses Against the Family and Children	3	2	1	0	0	0	6
Driving Under the Influence	47	2	0	0	0	13	34
Liquor Laws	412	20	16	5	1	96	352
Drunkenness	7	0	1	0	0	2	5
Disorderly Conduct	103	92	1	0	0	42	150
Vagrancy	33	31	0	0	0	17	47
All Other Offenses (Except Traffic)	1,076	453	25	18	5	347	1,200
Suspicion	1	0	0	0	0	0	0
Curfew and Loitering Law Violations	292	134	9	15	1	103	343
Runaways	172	43	5	1	2	42	150
<b>Total Miscellaneous Violations:</b>	<b>1,682</b>	<b>600</b>	<b>44</b>	<b>23</b>	<b>6</b>	<b>517</b>	<b>1,794</b>

Human Trafficking:	White	Black	Indian or Alaskan	Asian	Hawaiian or Islander	Hispanic or Latino	Not Hispanic or Latino
Human Trafficking/ Commercial Sex Acts	0	0	0	0	0	0	0
Human Trafficking/ Involuntary Servitude	0	0	0	0	0	0	0
<b>Total Human Trafficking Violations:</b>	<b>0</b>	<b>0</b>	<b>0</b>	<b>0</b>	<b>0</b>	<b>0</b>	<b>0</b>

## STATE OF NEVADA ARRESTS 2018

ADULT	White	Black	Indian or Alaskan	Asian	Hawaiian or Islander	Hispanic or Latino	Not Hispanic or Latino
<b>Total Arrests</b>	<b>80,584</b>	<b>35,523</b>	<b>6,289</b>	<b>7,705</b>	<b>4,928</b>	<b>19,157</b>	<b>91,212</b>

<b>Total Race Reported:</b>	<b>135,029</b>
<b>Total Ethnicity Reported:</b>	<b>110,369</b>

Index Crimes:	White	Black	Indian or Alaskan	Asian	Hawaiian or Islander	Hispanic or Latino	Not Hispanic or Latino
Murder and Nonnegligent Manslaughter	84	67	2	2	0	34	116
Manslaughter by Negligence	7	0	0	0	0	2	2
Rape	191	74	2	22	0	85	194
Robbery	606	586	19	23	2	166	1,045
Aggravated Assault (Return A - 4a-d)	3,199	1,489	59	135	7	812	3,930
Burglary - Breaking or Entering	2,048	729	28	72	0	312	2,418
Larceny - Theft (Except Motor Vehicle Theft)	3,978	1,447	75	148	8	678	4,647
Motor Vehicle Theft	571	145	6	16	0	105	598
Arson	34	7	1	1	0	5	38
<b>Total Index Crimes Violations:</b>	<b>10,718</b>	<b>4,544</b>	<b>192</b>	<b>419</b>	<b>17</b>	<b>2,199</b>	<b>12,988</b>

Other Offenses:	White	Black	Indian or Alaskan	Asian	Hawaiian or Islander	Hispanic or Latino	Not Hispanic or Latino
Other Assaults (Return A - 4e)	9,027	4,583	189	525	29	2,524	11,107
Forgery and Counterfeiting	335	126	3	32	0	53	403
Fraud	1,140	370	21	67	4	156	1,302
Embezzlement	157	53	2	20	0	33	179
Stolen Property; Buying, Receiving, Possessing	1,108	476	8	35	0	272	1,275
Vandalism	932	362	21	32	2	215	1,055
Weapons; Carrying, Possessing, etc.	1,120	693	6	27	2	316	1,366
<b>Total Other Offense Violations:</b>	<b>13,819</b>	<b>6,663</b>	<b>250</b>	<b>738</b>	<b>37</b>	<b>3,569</b>	<b>16,687</b>

Prostitution and Commercialized Vice:	White	Black	Indian or Alaskan	Asian	Hawaiian or Islander	Hispanic or Latino	Not Hispanic or Latino
Prostitution	975	1,417	1	95	0	249	2,218
Assisting or Promoting Prostitution	9	13	0	3	0	3	20
Purchasing Prostitution	22	6	0	2	0	8	21
Sex Offenses (Except Forcible Rape and Prostitution)	486	182	9	19	2	119	564
<b>Total Prostitution &amp; Commercialized Vice Violations:</b>	<b>1,492</b>	<b>1,618</b>	<b>10</b>	<b>119</b>	<b>2</b>	<b>379</b>	<b>2,823</b>

Drug Abuse Violations:	White	Black	Indian or Alaskan	Asian	Hawaiian or Islander	Hispanic or Latino	Not Hispanic or Latino
<b>Sale/Manufacturing:</b>	<b>1,036</b>	<b>661</b>	<b>13</b>	<b>33</b>	<b>1</b>	<b>290</b>	<b>1309</b>
Opium or Cocaine and Their Derivatives (Morphine, Heroin, Codeine)	226	204	3	4	0	62	362
Marijuana	168	299	1	6	1	50	402
Synthetic Narcotics - Manufactured Narcotics Which Can Cause TrueDrug Addiction (Demerol, Methadones)	294	60	4	8	0	74	239
Other - Dangerous Nonnarcotic Drugs (Barbiturates, Benzedrine)	348	98	5	15	0	104	306
<b>Possession:</b>	<b>4,777</b>	<b>4,777</b>	<b>4,777</b>	<b>4,777</b>	<b>4,777</b>	<b>4,777</b>	<b>4,777</b>
Opium or Cocaine and Their Derivatives (Morphine, Heroin, Codeine)	777	777	777	777	777	777	777
Marijuana	600	600	600	600	600	600	600
Synthetic Narcotics - Manufactured Narcotics Which Can Cause TrueDrug Addiction (Demerol, Methadones)	1,119	1,119	1,119	1,119	1,119	1,119	1,119
Other - Dangerous Nonnarcotic Drugs (Barbiturates, Benzedrine)	2,281	2,281	2,281	2,281	2,281	2,281	2,281
<b>Total Drug Abuse Violations:</b>	<b>5,813</b>	<b>5,438</b>	<b>4,790</b>	<b>4,810</b>	<b>4,778</b>	<b>5,067</b>	<b>6,086</b>

Gambling:	White	Black	Indian or Alaskan	Asian	Hawaiian or Islander	Hispanic or Latino	Not Hispanic or Latino
Bookmaking (Horse and Sport Book)	0	0	0	0	0	0	0
Numbers and Lottery	0	0	0	0	0	0	0
All Other Gambling	22	0	0	1	0	5	11
<b>Total Gambling Violations:</b>	<b>22</b>	<b>0</b>	<b>0</b>	<b>1</b>	<b>0</b>	<b>5</b>	<b>11</b>

Miscellaneous:	White	Black	Indian or Alaskan	Asian	Hawaiian or Islander	Hispanic or Latino	Not Hispanic or Latino
Offenses Against the Family and Children	703	163	8	30	1	109	621
Driving Under the Influence	8,430	1,507	138	311	6	1,811	5,351
Liquor Laws	2,405	578	182	42	5	273	2,752
Drunkenness	172	21	10	1	1	5	93
Disorderly Conduct	955	286	48	33	3	174	975
Vagrancy	1,185	376	15	42	0	169	1,445
All Other Offenses (Except Traffic)	34,844	14,277	646	1,159	78	5,393	41,318
Suspicion	0	0	0	0	0	0	0
	0	0	0	0	0	0	0
	0	0	0	0	0	0	0
<b>Total Miscellaneous Violations:</b>	<b>48,694</b>	<b>17,208</b>	<b>1,047</b>	<b>1,618</b>	<b>94</b>	<b>7,934</b>	<b>52,555</b>

Human Trafficking:	White	Black	Indian or Alaskan	Asian	Hawaiian or Islander	Hispanic or Latino	Not Hispanic or Latino
Human Trafficking/ Commercial Sex Acts	13	26	0	0	0	2	31
Human Trafficking/ Involuntary Servitude	13	26	0	0	0	2	31
<b>Total Human Trafficking Violations:</b>	<b>26</b>	<b>52</b>	<b>0</b>	<b>0</b>	<b>0</b>	<b>4</b>	<b>62</b>

Juvenile Arrests - Races State Totals 2017	Carson City So	COUNTY: Churchill	Churchill Co	Fallon PD	COUNTY: Clark	Boulder PD	Clark Co School Dist	College of SNV	Henderson PD	LV Metro	LV Fire & Rescue	Mesquite PD	NLV Fire & Rescue	NLV PD	UNLV PD	Douglas Co	COUNTY: Elko	Carlin PD	Elko PD	Elko CO	West Wendover PD	Esmeralda Co	Eureka Co
Index Crimes:	White																						
Murder and Nonnegligent Manslaughter	0	0	0	0	0	0	0	0	0	0	0	0	0	0	0	0	0	0	0	0	0	0	
Manslaughter by Negligence	0	0	0	0	0	0	0	0	0	0	0	0	0	0	0	0	0	0	0	0	0	0	
Rape	0	2	2	0	27	0	0	0	0	24	0	0	0	3	0	0	0	0	0	0	0	0	
Robbery	4	0	0	0	92	0	2	0	6	75	0	0	0	9	0	0	1	0	1	0	0	0	
Aggravated Assault (Return A - 4a-d)	34	0	0	0	179	1	55	0	2	73	0	0	0	48	0	0	6	4	0	1	1	0	
Burglary - Breaking or Entering	13	0	0	0	106	0	35	0	5	59	0	0	0	7	0	5	5	1	1	3	0	0	
Larceny - Theft (Except Motor Vehicle Theft)	41	3	3	0	244	0	6	0	55	159	0	1	0	23	0	3	10	0	7	3	0	0	
Motor Vehicle Theft	2	7	7	0	35	0	3	1	3	23	0	3	0	2	0	0	1	0	0	1	0	0	
Arson	1	3	3	0	6	0	3	0	1	2	0	0	0	0	0	1	0	0	0	0	0	0	
Total Index Crimes Violations:	95	15	15	0	689	1	104	1	72	415	0	4	0	92	0	9	23	5	9	8	1	0	0
Other Offenses:	White																						
Other Assaults (Return A - 4e)	6	9	9	0	760	0	59	0	146	488	0	5	0	62	0	6	24	1	9	8	6	0	0
Forgery and Counterfeiting	0	0	0	0	0	0	0	0	0	0	0	0	0	0	0	0	0	0	0	0	0	0	0
Fraud	2	1	1	0	4	0	0	0	1	3	0	0	0	0	0	0	1	0	0	1	0	0	0
Embezzlement	1	0	0	0	0	0	0	0	0	0	0	0	0	0	0	0	1	0	1	0	0	0	0
Stolen Property; Buying, Receiving, Possessing	1	0	0	0	51	0	1	0	7	33	0	1	0	9	0	1	1	0	0	0	1	0	0
Vandalism	1	0	0	0	101	2	5	0	6	71	0	2	0	15	0	1	2	0	1	1	0	0	0
Weapons; Carrying, Possessing, etc.	1	3	3	0	56	0	11	0	7	36	0	0	0	2	0	1	1	0	0	1	0	0	0
Total Other Offense Violations:	12	13	13	0	972	2	76	0	167	631	0	8	0	88	0	9	30	1	11	11	7	0	0
Prostitution and Commercialized Vice:	White																						
Prostitution	0	0	0	0	11	0	0	0	0	11	0	0	0	0	0	0	0	0	0	0	0	0	0
Assisting or Promoting Prostitution	0	0	0	0	0	0	0	0	0	0	0	0	0	0	0	0	0	0	0	0	0	0	0
Purchasing Prostitution	0	0	0	0	0	0	0	0	0	0	0	0	0	0	0	0	0	0	0	0	0	0	0
Sex Offenses (Except Forcible Rape and Prostitution)	2	0	0	0	16	0	1	0	3	10	0	1	0	1	0	0	0	0	0	0	0	0	0
Total Prostitution & Commercialized Vice Violations:	2	0	0	0	27	0	1	0	3	21	0	1	0	1	0	0	0	0	0	0	0	0	0

Juvenile Arrests - Races State Totals 2017		Carson City So	COUNTY: Churchill	Churchill Co	Fallon PD	COUNTY: Clark	Boulder PD	Clark Co School Dist	College of SNV	Henderson PD	LV Metro	LV Fire & Rescue	Mesquite PD	NLV Fire & Rescue	NLV PD	UNLV PD	Douglas Co	COUNTY: Elko	Carlin PD	Elko PD	Elko CO	West Wendover PD	Esmeralda Co	Eureka Co
Drug Abuse Violations:		White																						
Sale/Manufacturing:		0	0	0	0	50	0	20	0	11	15	0	3	0	1	0	2	2	0	1	1	0	0	0
Opium or Cocaine and Their Derivatives (Morphine, Heroin, Codeine)		0	0	0	0	4	0	2	0	0	1	0	0	0	1	0	0	0	0	0	0	0	0	0
Marijuana		0	0	0	0	33	0	11	0	9	11	0	2	0	0	0	2	2	0	1	1	0	0	0
Synthetic Narcotics - Manufactured Narcotics Which Can Cause TrueDrug Addiction (Demerol, Methadones)		0	0	0	0	5	0	3	0	0	2	0	0	0	0	0	0	0	0	0	0	0	0	0
Other - Dangerous Nonnarcotic Drugs (Barbiturates, Benzedrine)		0	0	0	0	8	0	4	0	2	1	0	1	0	0	0	0	0	0	0	0	0	0	0
Possession:		26	1	1	0	203	3	29	0	21	125	0	2	0	23	0	23	13	1	6	5	1	0	0
Opium or Cocaine and Their Derivatives (Morphine, Heroin, Codeine)		1	0	0	0	4	0	1	0	0	3	0	0	0	0	0	0	1	0	1	0	0	0	0
Marijuana		25	1	1	0	163	3	17	0	20	102	0	0	0	21	0	22	8	1	5	2	0	0	0
Synthetic Narcotics - Manufactured Narcotics Which Can Cause TrueDrug Addiction (Demerol, Methadones)		0	0	0	0	14	0	3	0	0	11	0	0	0	0	0	0	4	0	0	3	1	0	0
Other - Dangerous Nonnarcotic Drugs (Barbiturates, Benzedrine)		0	0	0	0	22	0	8	0	1	9	0	2	0	2	0	1	0	0	0	0	0	0	0
Total Drug Abuse Violations:		26	1	1	0	253	3	49	0	32	140	0	5	0	24	0	25	15	1	7	6	1	0	0
Gambling:		White																						
Bookmaking (Horse and Sport Book)		0	0	0	0	0	0	0	0	0	0	0	0	0	0	0	0	0	0	0	0	0	0	0
Numbers and Lottery		0	0	0	0	0	0	0	0	0	0	0	0	0	0	0	0	0	0	0	0	0	0	0
All Other Gambling		0	0	0	0	0	0	0	0	0	0	0	0	0	0	0	0	0	0	0	0	0	0	0
Total Gambling Violations:		0	0	0	0	0	0	0	0	0	0	0	0	0	0	0	0	0	0	0	0	0	0	0
Miscellaneous:		White																						
Offenses Against the Family and Children		0	0	0	0	0	0	0	0	0	0	0	0	0	0	0	0	3	0	3	0	0	0	0
Driving Under the Influence		2	0	0	0	18	1	0	0	3	12	0	0	0	2	0	1	1	0	0	1	0	0	0
Liquor Laws		65	3	3	0	74	0	2	0	16	39	0	12	0	5	0	47	19	3	14	2	0	0	0
Drunkenness		0	0	0	0	2	1	0	0	0	0	1	0	0	0	0	0	0	0	0	0	0	0	0
Disorderly Conduct		7	0	0	0	45	1	35	0	0	4	0	1	0	4	0	2	6	0	1	5	0	0	0
Vagrancy		2	0	0	0	31	0	0	0	0	31	0	0	0	0	0	0	0	0	0	0	0	0	0
All Other Offenses (Except Traffic)		140	81	81	0	379	0	27	0	51	251	0	12	0	38	0	52	16	0	10	4	2	0	0
Suspicion		0	0	0	0	0	0	0	0	0	0	0	0	0	0	0	0	0	0	0	0	0	0	0
Curfew and Loitering Law Violations		0	0	0	0	140	1	0	0	0	137	0	2	0	0	0	44	2	1	0	1	0	0	0
Runaways		33	17	17	0	68	0	0	0	68	0	0	0	0	0	0	4	26	6	11	9	0	0	0
Total Miscellaneous Violations:		216	84	84	0	549	3	64	0	70	337	0	26	0	49	0	102	45	3	28	12	2	0	0
Human Trafficking:		White																						
Human Trafficking/ Commercial Sex Acts		0	0	0	0	0	0	0	0	0	0	0	0	0	0	0	0	0	0	0	0	0	0	0
Human Trafficking/ Involuntary Servitude		0	0	0	0	0	0	0	0	0	0	0	0	0	0	0	0	0	0	0	0	0	0	0
Total Human Trafficking Violations:		0	0	0	0	0	0	0	0	0	0	0	0	0	0	0	0	0	0	0	0	0	0	0
Total ASR Race - Juvenile		351	113	113	0	2,490	9	294	1	344	1,544	0	44	0	254	0	145	113	10	55	37	11	0	0

Juvenile Arrests - Races State Totals 2017	COUNTY: Humboldt	Humboldt School Dist	Humboldt Co	Winnemucca PD	Lander Co	Lincoln Co	COUNTY: Lyon	Lyon Co	Yerington PD	Mineral Co	Nye Co	COUNTY: Pershing	Lovelock PD	Pershing Co	Storey Co	COUNTY: Washoe	Reno PD	Reno-Tahoe Airport Auth	Sparks PD	UNR	Washoe School Dist	Washoe Co	Reno Muni Court	White Pine Co	COUNTY: Statewide	NDI	NHP - Southern	NHP - Northeastern	NHP - Northwestern	Capitol Police	Fire Marshal	Secretary of State	Attorney General	White
<b>Index Crimes:</b>	<b>White</b>																															<b>YTD</b>		
Murder and Nonnegligent Manslaughter	0	0	0	0	0	0	0	0	0	0	0	0	0	0	0	0	0	0	0	0	0	0	0	0	0	0	0	0	0	0	0	0		
Manslaughter by Negligence	0	0	0	0	0	0	0	0	0	0	0	0	0	0	0	0	0	0	0	0	0	0	0	0	0	0	0	0	0	0	0	0		
Rape	0	0	0	0	0	0	0	0	0	0	0	0	0	0	0	16	10	0	1	0	0	5	0	0	0	0	0	0	0	0	0	0	45	
Robbery	0	0	0	0	0	0	0	0	0	0	0	0	0	0	0	28	14	0	9	0	2	3	0	0	0	0	0	0	0	0	0	0	125	
Aggravated Assault (Return A - 4a-d)	2	0	0	2	1	0	1	1	0	0	0	1	0	1	0	159	77	0	52	0	14	16	0	1	0	0	0	0	0	0	0	0	384	
Burglary - Breaking or Entering	3	0	0	3	0	0	1	1	0	0	0	0	0	0	0	57	18	0	15	0	8	16	0	0	0	0	0	0	0	0	0	0	190	
Larceny - Theft (Except Motor Vehicle Theft)	1	0	1	0	0	0	2	2	0	0	0	3	1	2	0	176	101	0	54	0	14	7	0	0	0	0	0	0	0	0	0	0	483	
Motor Vehicle Theft	1	0	1	0	0	0	4	4	0	0	2	1	0	1	0	27	9	0	12	0	0	6	0	1	0	0	0	0	0	0	0	0	81	
Arson	0	0	0	0	0	0	0	0	0	0	0	0	0	0	0	2	0	0	0	0	2	0	0	0	0	0	0	0	0	0	0	0	13	
<b>Total Index Crimes Violations:</b>	<b>7</b>	<b>0</b>	<b>2</b>	<b>5</b>	<b>1</b>	<b>0</b>	<b>8</b>	<b>8</b>	<b>0</b>	<b>0</b>	<b>2</b>	<b>5</b>	<b>1</b>	<b>4</b>	<b>0</b>	<b>465</b>	<b>229</b>	<b>0</b>	<b>143</b>	<b>0</b>	<b>40</b>	<b>53</b>	<b>0</b>	<b>2</b>	<b>0</b>	<b>0</b>	<b>0</b>	<b>0</b>	<b>0</b>	<b>0</b>	<b>0</b>	<b>0</b>	<b>1,321</b>	
<b>Other Offenses:</b>	<b>White</b>																															<b>YTD</b>		
Other Assaults (Return A - 4e)	9	0	3	6	2	0	8	8	0	0	7	1	1	0	0	253	50	0	15	2	172	14	0	2	3	0	0	2	1	0	0	0	1,090	
Forgery and Counterfeiting	0	0	0	0	0	0	0	0	0	0	0	0	0	0	0	32	0	0	0	0	32	0	0	0	0	0	0	0	0	0	0	0	32	
Fraud	2	0	2	0	0	0	0	0	0	0	0	0	0	0	0	10	3	0	4	0	0	3	0	0	0	0	0	0	0	0	0	0	20	
Embezzlement	0	0	0	0	0	0	0	0	0	0	0	0	0	0	0	2	2	0	0	0	0	0	0	1	0	0	0	0	0	0	0	0	5	
Stolen Property; Buying, Receiving, Possessing	0	0	0	0	0	1	1	1	0	0	0	12	0	12	0	7	3	0	0	0	4	0	0	0	0	0	0	0	0	0	0	0	75	
Vandalism	0	0	0	0	0	0	0	0	0	0	6	2	1	1	0	63	27	0	8	0	22	6	0	0	1	0	0	0	1	0	0	0	177	
Weapons; Carrying, Possessing, etc.	0	0	0	0	0	0	2	2	0	0	1	2	0	2	0	25	8	0	0	0	14	3	0	0	0	0	0	0	0	0	0	0	92	
<b>Total Other Offense Violations:</b>	<b>11</b>	<b>0</b>	<b>5</b>	<b>6</b>	<b>2</b>	<b>1</b>	<b>11</b>	<b>11</b>	<b>0</b>	<b>0</b>	<b>14</b>	<b>17</b>	<b>2</b>	<b>15</b>	<b>0</b>	<b>392</b>	<b>93</b>	<b>0</b>	<b>27</b>	<b>2</b>	<b>244</b>	<b>26</b>	<b>0</b>	<b>3</b>	<b>4</b>	<b>0</b>	<b>0</b>	<b>2</b>	<b>1</b>	<b>1</b>	<b>0</b>	<b>0</b>	<b>1,491</b>	
<b>Prostitution and Commercialized Vice:</b>	<b>White</b>																															<b>YTD</b>		
Prostitution	0	0	0	0	0	0	0	0	0	0	0	0	0	0	0	0	0	0	0	0	0	0	0	0	0	0	0	0	0	0	0	0	11	
Assisting or Promoting Prostitution	0	0	0	0	0	0	0	0	0	0	0	0	0	0	0	2	0	0	0	0	2	0	0	0	0	0	0	0	0	0	0	0	2	
Purchasing Prostitution	0	0	0	0	0	0	0	0	0	0	0	0	0	0	0	0	0	0	0	0	0	0	0	0	0	0	0	0	0	0	0	0	0	
Sex Offenses (Except Forcible Rape and Prostitution)	0	0	0	0	0	0	0	0	0	0	0	10	0	10	0	8	4	0	0	0	1	3	0	0	0	0	0	0	0	0	0	0	36	
<b>Total Prostitution &amp; Commercialized Vice Violations:</b>	<b>0</b>	<b>0</b>	<b>0</b>	<b>0</b>	<b>0</b>	<b>0</b>	<b>0</b>	<b>0</b>	<b>0</b>	<b>0</b>	<b>0</b>	<b>10</b>	<b>0</b>	<b>10</b>	<b>0</b>	<b>10</b>	<b>4</b>	<b>0</b>	<b>0</b>	<b>0</b>	<b>3</b>	<b>3</b>	<b>0</b>	<b>0</b>	<b>0</b>	<b>0</b>	<b>0</b>	<b>0</b>	<b>0</b>	<b>0</b>	<b>0</b>	<b>0</b>	<b>49</b>	

Juvenile Arrests - Races State Totals 2017	COUNTY: Humboldt	Humboldt School Dist	Humboldt Co	Winnemucca PD	Lander Co	Lincoln Co	COUNTY: Lyon	Lyon Co	Yerington PD	Mineral Co	Nye Co	COUNTY: Pershing	Lovelock PD	Pershing Co	Storey Co	COUNTY: Washoe	Reno PD	Reno-Tahoe Airport Auth	Sparks PD	UNR	Washoe School Dist	Washoe Co	Reno Muni Court	White Pine Co	COUNTY: Statewide	NDI	NHP - Southern	NHP - Northeastern	NHP - Northwestern	Capitol Police	Fire Marshal	Secretary of State	Attorney General	White	
Drug Abuse Violations:	White																																		YTD
Sale/Manufacturing:	1	0	0	1	0	0	0	0	0	0	0	0	0	0	0	18	5	0	0	0	12	1	0	0	5	0	3	1	1	0	0	0	0	78	
Opium or Cocaine and Their Derivatives (Morphine, Heroin, Codeine)	0	0	0	0	0	0	0	0	0	0	0	0	0	0	0	0	0	0	0	0	0	0	0	0	0	0	0	0	0	0	0	0	4		
Marijuana	1	0	0	1	0	0	0	0	0	0	0	0	0	0	0	17	5	0	0	0	11	1	0	0	5	0	3	1	1	0	0	0	0	60	
Synthetic Narcotics - Manufactured Narcotics Which Can Cause TrueDrug Addiction Demerol,Methadones)	0	0	0	0	0	0	0	0	0	0	0	0	0	0	0	1	0	0	0	0	1	0	0	0	0	0	0	0	0	0	0	0	6		
Other - Dangerous Nonnarcotic Drugs (Barbiturates, Benzedrine)	0	0	0	0	0	0	0	0	0	0	0	0	0	0	0	0	0	0	0	0	0	0	0	0	0	0	0	0	0	0	0	0	8		
Possession:	6	0	0	6	0	0	6	6	0	0	4	0	0	0	0	191	11	0	8	1	147	24	0	0	10	0	3	4	3	0	0	0	483		
Opium or Cocaine and Their Derivatives (Morphine, Heroin, Codeine)	0	0	0	0	0	0	0	0	0	0	0	0	0	0	0	1	0	0	0	0	0	1	0	0	3	0	0	3	0	0	0	0	10		
Marijuana	6	0	0	6	0	0	6	6	0	0	3	0	0	0	0	178	11	0	6	1	141	19	0	0	6	0	3	1	2	0	0	0	0	418	
Synthetic Narcotics - Manufactured Narcotics Which Can Cause TrueDrug Addiction (Demerol, Methadones)	0	0	0	0	0	0	0	0	0	0	1	0	0	0	0	9	0	0	2	0	3	4	0	0	1	0	0	0	1	0	0	0	29		
Other - Dangerous Nonnarcotic Drugs (Barbiturates, Benzedrine)	0	0	0	0	0	0	0	0	0	0	0	0	0	0	0	3	0	0	0	0	3	0	0	0	0	0	0	0	0	0	0	0	26		
Total Drug Abuse Violations:	7	0	0	7	0	0	6	6	0	0	4	0	0	0	0	209	16	0	8	1	159	25	0	0	15	0	6	5	4	0	0	0	561		
Gambling:	White																																		YTD
Bookmaking (Horse and Sport Book)	0	0	0	0	0	0	0	0	0	0	0	0	0	0	0	0	0	0	0	0	0	0	0	0	0	0	0	0	0	0	0	0	0		
Numbers and Lottery	0	0	0	0	0	0	0	0	0	0	0	0	0	0	0	0	0	0	0	0	0	0	0	0	0	0	0	0	0	0	0	0	0		
All Other Gambling	0	0	0	0	0	0	0	0	0	0	0	0	0	0	0	6	6	0	0	0	0	0	0	0	0	0	0	0	0	0	0	0	6		
Total Gambling Violations:	0	0	0	0	0	0	0	0	0	0	0	0	0	0	0	6	6	0	0	0	0	0	0	0	0	0	0	0	0	0	0	0	6		
Miscellaneous:	White																																		YTD
Offenses Against the Family and Children	0	0	0	0	0	0	0	0	0	0	0	0	0	0	0	0	0	0	0	0	0	0	0	0	0	0	0	0	0	0	0	0	3		
Driving Under the Influence	0	0	0	0	0	0	0	0	0	0	1	0	0	0	0	10	1	0	4	0	0	5	0	0	14	0	3	0	11	0	0	0	0	47	
Liquor Laws	1	0	1	0	7	0	1	1	0	3	1	1	0	1	5	181	58	0	17	6	78	22	0	2	2	0	0	0	2	0	0	0	0	412	
Drunkenness	0	0	0	0	0	0	0	0	0	0	3	0	0	0	0	0	0	0	0	0	0	0	0	1	1	1	0	0	0	0	0	0	0	7	
Disorderly Conduct	0	0	0	0	0	0	4	4	0	0	1	1	1	0	0	37	1	0	0	0	36	0	0	0	0	0	0	0	0	0	0	0	0	103	
Vagrancy	0	0	0	0	0	0	0	0	0	0	0	0	0	0	0	0	0	0	0	0	0	0	0	0	0	0	0	0	0	0	0	0	0	33	
All Other Offenses (Except Traffic)	7	0	2	5	0	0	0	0	0	0	4	1	0	1	0	383	125	0	78	0	105	75	0	6	7	2	2	0	3	0	0	0	0	1,076	
Suspicion	0	0	0	0	0	0	1	1	0	0	0	0	0	0	0	0	0	0	0	0	0	0	0	0	0	0	0	0	0	0	0	0	0	1	
Curfew and Loitering Law Violations	4	0	1	3	1	0	0	0	0	0	10	0	0	0	0	83	21	0	18	0	2	42	0	8	0	0	0	0	0	0	0	0	0	292	
Runaways	15	0	5	10	0	0	4	4	0	0	1	0	0	0	0	0	0	0	0	0	0	0	0	0	4	1	0	1	2	0	0	0	0	172	
Total Miscellaneous Violations:	8	0	3	5	7	0	6	6	0	3	10	3	1	2	5	611	185	0	99	6	219	102	0	9	24	3	5	0	16	0	0	0	0	1,682	
Human Trafficking:	White																																		YTD
Human Trafficking/ Commercial Sex Acts	0	0	0	0	0	0	0	0	0	0	0	0	0	0	0	0	0	0	0	0	0	0	0	0	0	0	0	0	0	0	0	0	0		
Human Trafficking/ Involuntary Servitude	0	0	0	0	0	0	0	0	0	0	0	0	0	0	0	0	0	0	0	0	0	0	0	0	0	0	0	0	0	0	0	0	0		
Total Human Trafficking Violations:	0	0	0	0	0	0	0	0	0	0	0	0	0	0	0	0	0	0	0	0	0	0	0	0	0	0	0	0	0	0	0	0	0		
Total ASR Race - Juvenile	33	0	10	23	10	1	31	31	0	3	30	35	4	31	5	1,693	533	0	277	9	665	209	0	14	43	3	11	7	21	1	0	0	0	5,110	



Juvenile Arrests - Races State Totals 2017		Carson City So	COUNTY: Churchill	Churchill Co	Fallon PD	COUNTY: Clark	Boulder PD	Clark Co School Dist	College of SNV	Henderson PD	LV Metro	LV Fire & Rescue	Mesquite PD	NLV Fire & Rescue	NLV PD	UNLV PD	Douglas Co	COUNTY: Elko	Carlin PD	Elko PD	Elko CO	West Wendover PD	Esmeralda Co	Eureka Co	
Index Crimes:		Black																							
Murder and Nonnegligent Manslaughter	0	0	0	0	0	4	0	0	0	0	4	0	0	0	0	0	0	0	0	0	0	0	0	0	
Manslaughter by Negligence	0	0	0	0	0	0	0	0	0	0	0	0	0	0	0	0	0	0	0	0	0	0	0	0	
Rape	0	0	0	0	0	20	0	0	0	1	15	0	0	0	4	0	0	0	0	0	0	0	0	0	
Robbery	0	0	0	0	0	205	0	15	0	12	139	0	0	0	39	0	0	0	0	0	0	0	0	0	
Aggravated Assault (Return A - 4a-d)	2	0	0	0	0	220	0	94	0	1	79	0	0	0	46	0	0	0	0	0	0	0	0	0	
Burglary - Breaking or Entering	0	0	0	0	0	151	0	15	0	7	75	0	0	0	54	0	0	0	0	0	0	0	0	0	
Larceny - Theft (Except Motor Vehicle Theft)	1	1	1	0	0	293	0	10	0	37	184	0	0	0	62	0	0	3	0	0	3	0	0	0	
Motor Vehicle Theft	0	0	0	0	0	42	0	2	0	3	22	0	0	0	15	0	0	0	0	0	0	0	0	0	
Arson	0	0	0	0	0	2	0	2	0	0	0	0	0	0	0	0	0	0	0	0	0	0	0	0	
Total Index Crimes Violations:	3	1	1	0	0	937	0	138	0	61	518	0	0	0	220	0	0	3	0	0	3	0	0	0	
Other Offenses:		Black																							
Other Assaults (Return A - 4e)	0	1	1	0	0	621	1	110	0	44	417	0	1	0	48	0	2	0	0	0	0	0	0	0	
Forgery and Counterfeiting	0	0	0	0	0	2	0	2	0	0	0	0	0	0	0	0	0	0	0	0	0	0	0	0	
Fraud	0	0	0	0	0	16	0	0	0	0	10	0	0	0	6	0	0	0	0	0	0	0	0	0	
Embezzlement	1	1	1	1	1	1	1	1	1	1	1	1	1	1	1	1	1	1	1	1	1	1	1	1	
Stolen Property; Buying, Receiving, Possessing	1	1	1	1	1	1	1	1	1	1	1	1	1	1	1	1	1	1	1	1	1	1	1	1	
Vandalism	1	1	1	1	1	1	1	1	1	1	1	1	1	1	1	1	1	1	1	1	1	1	1	1	
Weapons; Carrying, Possessing, etc.	1	1	1	1	1	1	1	1	1	1	1	1	1	1	1	1	1	1	1	1	1	1	1	1	
Total Other Offense Violations:	12	12	12	12	12	12	12	12	12	12	12	12	12	12	12	12	12	12	12	12	12	12	12	12	
Prostitution and Commercialized Vice:		Black																							
Prostitution	0	0	0	0	0	30	0	0	0	0	30	0	0	0	0	0	0	0	0	0	0	0	0	0	
Assisting or Promoting Prostitution	0	0	0	0	0	0	0	0	0	0	0	0	0	0	0	0	0	0	0	0	0	0	0	0	
Purchasing Prostitution	0	0	0	0	0	0	0	0	0	0	0	0	0	0	0	0	0	0	0	0	0	0	0	0	
Sex Offenses (Except Forcible Rape and Prostitution)	0	0	0	0	0	12	0	1	0	2	8	0	0	0	1	0	0	0	0	0	0	0	0	0	
Total Prostitution & Commercialized Vice Violations:	0	0	0	0	0	42	0	1	0	2	38	0	0	0	1	0	0	0	0	0	0	0	0	0	

Juvenile Arrests - Races State Totals 2017		Carson City So	COUNTY: Churchill	Churchill Co	Fallon PD	COUNTY: Clark	Boulder PD	Clark Co School Dist	College of SNV	Henderson PD	LV Metro	LV Fire & Rescue	Mesquite PD	NLV Fire & Rescue	NLV PD	UNLV PD	Douglas Co	COUNTY: Elko	Carlin PD	Elko PD	Elko CO	West Wendover PD	Esmeralda Co	Eureka Co	
Drug Abuse Violations:		Black																							
Sale/Manufacturing:		0	0	0	0	20	0	12	0	0	7	0	1	0	0	0	0	0	0	0	0	0	0	0	
Opium or Cocaine and Their Derivatives (Morphine, Heroin, Codeine)		0	0	0	0	0	0	0	0	0	0	0	0	0	0	0	0	0	0	0	0	0	0	0	
Marijuana		0	0	0	0	14	0	9	0	0	4	0	1	0	0	0	0	0	0	0	0	0	0	0	
Synthetic Narcotics - Manufactured Narcotics Which Can Cause TrueDrug Addiction (Demerol, Methadones)		0	0	0	0	2	0	1	0	0	1	0	0	0	0	0	0	0	0	0	0	0	0	0	
Other - Dangerous Nonnarcotic Drugs (Barbiturates, Benzedrine)		0	0	0	0	4	0	2	0	0	2	0	0	0	0	0	0	0	0	0	0	0	0	0	
Possession:		2	0	0	0	130	0	24	0	7	79	0	0	0	20	0	3	1	0	0	1	0	0	0	
Opium or Cocaine and Their Derivatives (Morphine, Heroin, Codeine)		0	0	0	0	1	0	1	0	0	0	0	0	0	0	0	0	0	0	0	0	0	0	0	
Marijuana		2	0	0	0	111	0	17	0	6	71	0	0	0	17	0	3	1	0	0	1	0	0	0	
Synthetic Narcotics - Manufactured Narcotics Which Can Cause TrueDrug Addiction (Demerol, Methadones)		0	0	0	0	4	0	1	0	0	3	0	0	0	0	0	0	0	0	0	0	0	0	0	
Other - Dangerous Nonnarcotic Drugs (Barbiturates, Benzedrine)		0	0	0	0	14	0	5	0	1	5	0	0	0	3	0	0	0	0	0	0	0	0	0	
Total Drug Abuse Violations:		2	0	0	0	150	0	36	0	7	86	0	1	0	20	0	3	1	0	0	1	0	0	0	
Gambling:		Black																							
Bookmaking (Horse and Sport Book)		0	0	0	0	0	0	0	0	0	0	0	0	0	0	0	0	0	0	0	0	0	0	0	
Numbers and Lottery		0	0	0	0	0	0	0	0	0	0	0	0	0	0	0	0	0	0	0	0	0	0	0	
All Other Gambling		0	0	0	0	0	0	0	0	0	0	0	0	0	0	0	0	0	0	0	0	0	0	0	
Total Gambling Violations:		0	0	0	0	0	0	0	0	0	0	0	0	0	0	0	0	0	0	0	0	0	0	0	
Miscellaneous:		Black																							
Offenses Against the Family and Children		0	0	0	0	2	0	0	0	0	1	0	0	0	1	0	0	0	0	0	0	0	0	0	
Driving Under the Influence		0	0	0	0	2	0	0	0	0	2	0	0	0	0	0	0	0	0	0	0	0	0	0	
Liquor Laws		1	0	0	0	11	0	0	0	0	11	0	0	0	0	0	0	0	0	0	0	0	0	0	
Drunkenness		0	0	0	0	0	0	0	0	0	0	0	0	0	0	0	0	0	0	0	0	0	0	0	
Disorderly Conduct		2	0	0	0	82	0	55	0	0	21	0	0	0	6	0	1	0	0	0	0	0	0	0	
Vagrancy		0	0	0	0	31	0	0	0	0	31	0	0	0	0	0	0	0	0	0	0	0	0	0	
All Other Offenses (Except Traffic)		2	7	7	0	375	0	55	0	21	223	0	1	0	75	0	4	0	0	0	0	0	0	0	
Suspicion		0	0	0	0	0	0	0	0	0	0	0	0	0	0	0	0	0	0	0	0	0	0	0	
Curfew and Loitering Law Violations		0	0	0	0	124	0	0	0	0	123	0	1	0	0	0	1	0	0	0	0	0	0	0	
Runaways		3	3	3	0	30	0	0	0	30	0	0	0	0	0	0	3	4	2	2	0	0	0	0	
Total Miscellaneous Violations:		5	7	7	0	503	0	110	0	21	289	0	1	0	82	0	5	0	0	0	0	0	0	0	
Human Trafficking:		Black																							
Human Trafficking/ Commercial Sex Acts		0	0	0	0	0	0	0	0	0	0	0	0	0	0	0	0	0	0	0	0	0	0	0	
Human Trafficking/ Involuntary Servitude		0	0	0	0	0	0	0	0	0	0	0	0	0	0	0	0	0	0	0	0	0	0	0	
Total Human Trafficking Violations:		0	0	0	0	0	0	0	0	0	0	0	0	0	0	0	0	0	0	0	0	0	0	0	
Total ASR Race - Juvenile		10	9	9	0	2,495	1	436	0	151	1,486	0	3	0	418	0	10	4	0	0	4	0	0	0	

Juvenile Arrests - Races State Totals 2017	COUNTY: Humboldt	Humboldt School Dist	Humboldt Co	Winnemucca PD	Lander Co	Lincoln Co	COUNTY: Lyon	Lyon Co	Yerington PD	Mineral Co	Nye Co	COUNTY: Pershing	Lovelock PD	Pershing Co	Storey Co	COUNTY: Washoe	Reno PD	Reno-Tahoe Airport Auth	Sparks PD	UNR	Washoe School Dist	Washoe Co	Reno Muni Court	White Pine Co	COUNTY: Statewide	NDI	NHP - Southern	NHP - Northeastern	NHP - Northwestern	Capitol Police	Fire Marshal	Secretary of State	Attorney General	Black
Index Crimes:	Black																																	YTD
Murder and Nonnegligent Manslaughter	0	0	0	0	0	0	0	0	0	0	0	0	0	0	0	0	0	0	0	0	0	0	0	0	0	0	0	0	0	0	0	0	0	4
Manslaughter by Negligence	0	0	0	0	0	0	0	0	0	0	0	0	0	0	0	0	0	0	0	0	0	0	0	0	0	0	0	0	0	0	0	0	0	0
Rape	0	0	0	0	0	0	0	0	0	0	0	0	0	0	0	0	0	0	0	0	0	0	0	0	0	0	0	0	0	0	0	0	0	20
Robbery	0	0	0	0	0	0	0	0	0	0	0	0	0	0	0	10	9	0	1	0	0	0	0	0	1	1	0	0	0	0	0	0	0	216
Aggravated Assault (Return A - 4a-d)	0	0	0	0	0	0	0	0	0	0	0	0	0	0	0	16	8	0	7	0	1	0	0	0	0	0	0	0	0	0	0	0	0	238
Burglary - Breaking or Entering	0	0	0	0	0	0	0	0	0	0	0	0	0	0	0	9	2	0	6	0	0	1	0	0	0	0	0	0	0	0	0	0	0	160
Larceny - Theft (Except Motor Vehicle Theft)	0	0	0	0	0	0	0	0	0	0	0	0	0	0	0	20	13	0	4	0	3	0	0	0	0	0	0	0	0	0	0	0	0	318
Motor Vehicle Theft	0	0	0	0	0	0	0	0	0	0	1	0	0	0	0	4	0	0	1	0	0	3	0	0	0	0	0	0	0	0	0	0	0	47
Arson	0	0	0	0	0	0	0	0	0	0	0	0	0	0	0	0	0	0	0	0	0	0	0	0	0	0	0	0	0	0	0	0	0	2
Total Index Crimes Violations:	0	0	0	0	0	0	0	0	0	0	1	0	0	0	0	59	32	0	19	0	4	4	0	0	1	1	0	0	0	0	0	0	0	1,005
Other Offenses:	Black																																	YTD
Other Assaults (Return A - 4e)	0	0	0	0	0	0	0	0	0	0	1	0	0	0	0	42	3	0	1	0	38	0	0	0	0	0	0	0	0	0	0	0	0	667
Forgery and Counterfeiting	0	0	0	0	0	0	0	0	0	0	0	0	0	0	0	4	0	0	0	0	4	0	0	0	0	0	0	0	0	0	0	0	0	6
Fraud	0	0	0	0	0	0	0	0	0	0	0	0	0	0	0	0	0	0	0	0	0	0	0	0	1	0	1	0	0	0	0	0	0	17
Embezzlement	1	1	1	1	1	1	1	1	1	1	1	1	1	1	1	1	1	1	1	1	1	1	1	1	1	1	1	1	1	1	1	1	1	1
Stolen Property; Buying, Receiving, Possessing	1	1	1	1	1	1	1	1	1	1	1	1	1	1	1	1	1	1	1	1	1	1	1	1	1	1	1	1	1	1	1	1	1	1
Vandalism	1	1	1	1	1	1	1	1	1	1	1	1	1	1	1	1	1	1	1	1	1	1	1	1	1	1	1	1	1	1	1	1	1	1
Weapons; Carrying, Possessing, etc.	1	1	1	1	1	1	1	1	1	1	1	1	1	1	1	1	1	1	1	1	1	1	1	1	1	1	1	1	1	1	1	1	1	1
Total Other Offense Violations:	12	12	12	12	12	12	12	12	12	12	12	12	12	12	12	12	12	12	12	12	12	12	12	12	12	12	12	12	12	12	12	12	12	12
Prostitution and Commercialized Vice:	Black																																	YTD
Prostitution	0	0	0	0	0	0	0	0	0	0	0	0	0	0	0	0	0	0	0	0	0	0	0	0	0	0	0	0	0	0	0	0	30	
Assisting or Promoting Prostitution	0	0	0	0	0	0	0	0	0	0	0	0	0	0	0	0	0	0	0	0	0	0	0	0	0	0	0	0	0	0	0	0	0	0
Purchasing Prostitution	0	0	0	0	0	0	0	0	0	0	0	0	0	0	0	0	0	0	0	0	0	0	0	0	0	0	0	0	0	0	0	0	0	0
Sex Offenses (Except Forcible Rape and Prostitution)	0	0	0	0	0	0	0	0	0	0	0	0	0	0	0	2	0	0	0	0	1	1	0	0	0	0	0	0	0	0	0	0	0	14
Total Prostitution & Commercialized Vice Violations:	0	0	0	0	0	0	0	0	0	0	0	0	0	0	0	2	0	0	0	0	1	1	0	0	0	0	0	0	0	0	0	0	0	44

Juvenile Arrests - Races State Totals 2017	COUNTY: Humboldt	Humboldt School Dist	Humboldt Co	Winnemucca PD	Lander Co	Lincoln Co	COUNTY: Lyon	Lyon Co	Yerington PD	Mineral Co	Nye Co	COUNTY: Persing	Lovelock PD	Pershing Co	Storey Co	COUNTY: Washoe	Reno PD	Reno-Tahoe Airport Auth	Sparks PD	UNR	Washoe School Dist	Washoe Co	Reno Muni Court	White Pine Co	COUNTY: Statewide	NDI	NHP - Southern	NHP - Northeastern	NHP - Northwestern	Capitol Police	Fire Marshal	Secretary of State	Attorney General	Black
Drug Abuse Violations:	Black																																YTD	
Sale/Manufacturing:	0	0	0	0	0	0	0	0	0	0	0	0	0	0	0	2	0	0	0	0	2	0	0	0	1	0	1	0	0	0	0	0	0	23
Opium or Cocaine and Their Derivatives (Morphine, Heroin, Codeine)	0	0	0	0	0	0	0	0	0	0	0	0	0	0	0	0	0	0	0	0	0	0	0	0	0	0	0	0	0	0	0	0	0	
Marijuana	0	0	0	0	0	0	0	0	0	0	0	0	0	0	0	2	0	0	0	0	2	0	0	0	1	0	1	0	0	0	0	0	0	
Synthetic Narcotics - Manufactured Narcotics Which Can Cause TrueDrug Addiction Demerol,Methadones)	0	0	0	0	0	0	0	0	0	0	0	0	0	0	0	0	0	0	0	0	0	0	0	0	0	0	0	0	0	0	0	0		
Other - Dangerous Nonnarcotic Drugs (Barbiturates, Benzedrine)	0	0	0	0	0	0	0	0	0	0	0	0	0	0	0	0	0	0	0	0	0	0	0	0	0	0	0	0	0	0	0	0	0	
Possession:	0	0	0	0	0	0	0	0	0	0	0	0	0	0	0	20	7	0	0	1	10	2	0	0	2	0	2	0	0	0	0	0	158	
Opium or Cocaine and Their Derivatives (Morphine, Heroin, Codeine)	0	0	0	0	0	0	0	0	0	0	0	0	0	0	0	1	0	0	0	0	0	1	0	0	0	0	0	0	0	0	0	0	2	
Marijuana	0	0	0	0	0	0	0	0	0	0	0	0	0	0	0	19	7	0	0	1	10	1	0	0	2	0	2	0	0	0	0	0	0	
Synthetic Narcotics - Manufactured Narcotics Which Can Cause TrueDrug Addiction (Demerol, Methadones)	0	0	0	0	0	0	0	0	0	0	0	0	0	0	0	0	0	0	0	0	0	0	0	0	0	0	0	0	0	0	0	0	0	
Other - Dangerous Nonnarcotic Drugs (Barbiturates, Benzedrine)	0	0	0	0	0	0	0	0	0	0	0	0	0	0	0	0	0	0	0	0	0	0	0	0	0	0	0	0	0	0	0	0	0	
Total Drug Abuse Violations:	0	0	0	0	0	0	0	0	0	0	0	0	0	0	0	22	7	0	0	1	12	2	0	0	3	0	3	0	0	0	0	0	0	181
Gambling:	Black																																YTD	
Bookmaking (Horse and Sport Book)	0	0	0	0	0	0	0	0	0	0	0	0	0	0	0	0	0	0	0	0	0	0	0	0	0	0	0	0	0	0	0	0	0	
Numbers and Lottery	0	0	0	0	0	0	0	0	0	0	0	0	0	0	0	0	0	0	0	0	0	0	0	0	0	0	0	0	0	0	0	0	0	
All Other Gambling	0	0	0	0	0	0	0	0	0	0	0	0	0	0	0	0	0	0	0	0	0	0	0	0	0	0	0	0	0	0	0	0	0	
Total Gambling Violations:	0	0	0	0	0	0	0	0	0	0	0	0	0	0	0	0	0	0	0	0	0	0	0	0	0	0	0	0	0	0	0	0	0	
Miscellaneous:	Black																																YTD	
Offenses Against the Family and Children	0	0	0	0	0	0	0	0	0	0	0	0	0	0	0	0	0	0	0	0	0	0	0	0	0	0	0	0	0	0	0	0	2	
Driving Under the Influence	0	0	0	0	0	0	0	0	0	0	0	0	0	0	0	0	0	0	0	0	0	0	0	0	0	0	0	0	0	0	0	0	2	
Liquor Laws	0	0	0	0	0	0	0	0	0	0	0	0	0	0	0	8	2	0	2	0	3	1	0	0	0	0	0	0	0	0	0	0	20	
Drunkenness	0	0	0	0	0	0	0	0	0	0	0	0	0	0	0	0	0	0	0	0	0	0	0	0	0	0	0	0	0	0	0	0	0	
Disorderly Conduct	0	0	0	0	0	0	0	0	0	0	0	0	0	0	0	7	0	0	0	0	7	0	0	0	0	0	0	0	0	0	0	0	0	
Vagrancy	0	0	0	0	0	0	0	0	0	0	0	0	0	0	0	0	0	0	0	0	0	0	0	0	0	0	0	0	0	0	0	0	31	
All Other Offenses (Except Traffic)	0	0	0	0	0	0	0	0	0	0	1	0	0	0	0	63	27	0	22	0	11	3	0	1	0	0	0	0	0	0	0	0	0	
Suspicion	0	0	0	0	0	0	0	0	0	0	0	0	0	0	0	0	0	0	0	0	0	0	0	0	0	0	0	0	0	0	0	0	0	
Curfew and Loitering Law Violations	0	0	0	0	0	0	0	0	0	0	0	0	0	0	0	9	2	0	2	0	3	2	0	0	0	0	0	0	0	0	0	0	134	
Runaways	0	0	0	0	0	0	0	0	0	0	0	0	0	0	0	0	0	0	0	0	0	0	0	0	0	0	0	0	0	0	0	0	43	
Total Miscellaneous Violations:	0	0	0	0	0	0	0	0	0	0	1	0	0	0	0	78	29	0	24	0	21	4	0	1	0	0	0	0	0	0	0	0	0	600
Human Trafficking:	Black																																YTD	
Human Trafficking/ Commercial Sex Acts	0	0	0	0	0	0	0	0	0	0	0	0	0	0	0	0	0	0	0	0	0	0	0	0	0	0	0	0	0	0	0	0	0	
Human Trafficking/ Involuntary Servitude	0	0	0	0	0	0	0	0	0	0	0	0	0	0	0	0	0	0	0	0	0	0	0	0	0	0	0	0	0	0	0	0	0	
Total Human Trafficking Violations:	0	0	0	0	0	0	0	0	0	0	0	0	0	0	0	0	0	0	0	0	0	0	0	0	0	0	0	0	0	0	0	0	0	
Total ASR Race - Juvenile	0	0	0	0	0	0	0	0	0	0	3	4	0	4	0	220	75	0	45	1	87	12	0	1	8	1	7	0	0	0	0	0	0	2,764

Juvenile Arrests - Races State Totals 2017	Carson City So	COUNTY: Churchill	Churchill Co	Fallon PD	COUNTY: Clark	Boulder PD	Clark Co School Dist	College of SNV	Henderson PD	LV Metro	LV Fire & Rescue	Mesquite PD	NLV Fire & Rescue	NLV PD	UNLV PD	Douglas Co	COUNTY: Elko	Carlin PD	Elko PD	Elko CO	West Wendover PD	Esmeralda Co	Eureka Co
<b>Index Crimes:</b> Alaskan/Indian																							
Murder and Nonnegligent Manslaughter	0	0	0	0	0	0	0	0	0	0	0	0	0	0	0	0	0	0	0	0	0	0	0
Manslaughter by Negligence	0	0	0	0	0	0	0	0	0	0	0	0	0	0	0	0	0	0	0	0	0	0	0
Rape	0	0	0	0	0	0	0	0	0	0	0	0	0	0	0	0	0	0	0	0	0	0	0
Robbery	0	0	0	0	0	0	0	0	0	0	0	0	0	0	0	0	0	0	0	0	0	0	0
Aggravated Assault (Return A - 4a-d)	0	0	0	0	1	0	1	0	0	0	0	0	0	0	0	0	0	0	0	0	0	0	0
Burglary - Breaking or Entering	0	0	0	0	0	0	0	0	0	0	0	0	0	0	0	0	0	0	0	0	0	0	0
Larceny - Theft (Except Motor Vehicle Theft)	0	0	0	0	1	0	0	0	0	0	0	0	0	1	0	0	0	0	0	0	0	0	0
Motor Vehicle Theft	0	0	0	0	0	0	0	0	0	0	0	0	0	0	0	0	0	0	0	0	0	0	0
Arson	0	0	0	0	0	0	0	0	0	0	0	0	0	0	0	0	0	0	0	0	0	0	0
Total Index Crimes Violations:	0	0	0	0	2	0	1	0	0	0	0	0	0	1	0	0	0	0	0	0	0	0	0
<b>Other Offenses:</b> Alaskan/Indian																							
Other Assaults (Return A - 4e)	0	3	3	0	1	0	1	0	0	0	0	0	0	0	0	1	0	0	0	0	0	0	0
Forgery and Counterfeiting	0	0	0	0	0	0	0	0	0	0	0	0	0	0	0	0	0	0	0	0	0	0	0
Fraud	0	0	0	0	0	0	0	0	0	0	0	0	0	0	0	0	0	0	0	0	0	0	0
Embezzlement	0	0	0	0	0	0	0	0	0	0	0	0	0	0	0	0	0	0	0	0	0	0	0
Stolen Property; Buying, Receiving, Possessing	0	0	0	0	0	0	0	0	0	0	0	0	0	0	0	0	0	0	0	0	0	0	0
Vandalism	0	0	0	0	0	0	0	0	0	0	0	0	0	0	0	0	1	0	1	0	0	0	0
Weapons; Carrying, Possessing, etc.	0	0	0	0	1	0	1	0	0	0	0	0	0	0	0	1	0	0	0	0	0	0	0
Total Other Offense Violations:	0	3	3	0	2	0	2	0	0	0	0	0	0	0	0	2	1	0	1	0	0	0	0
<b>Prostitution and Commercialized Vice:</b> Alaskan/Indian																							
Prostitution	0	0	0	0	0	0	0	0	0	0	0	0	0	0	0	0	0	0	0	0	0	0	0
Assisting or Promoting Prostitution	0	0	0	0	0	0	0	0	0	0	0	0	0	0	0	0	0	0	0	0	0	0	0
Purchasing Prostitution	0	0	0	0	0	0	0	0	0	0	0	0	0	0	0	0	0	0	0	0	0	0	0
Sex Offenses (Except Forcible Rape and Prostitution)	0	0	0	0	0	0	0	0	0	0	0	0	0	0	0	0	0	0	0	0	0	0	0
Total Prostitution & Commercialized Vice Violations:	0	0	0	0	0	0	0	0	0	0	0	0	0	0	0	0	0	0	0	0	0	0	0

Juvenile Arrests - Races State Totals 2017		Carson City So	COUNTY: Churchill	Churchill Co	Fallon PD	COUNTY: Clark	Boulder PD	Clark Co School Dist	College of SNV	Henderson PD	LV Metro	LV Fire & Rescue	Mesquite PD	NLV Fire & Rescue	NLV PD	UNLV PD	Douglas Co	COUNTY: Elko	Carlin PD	Elko PD	Elko CO	West Wendover PD	Esmeralda Co	Eureka Co	
Drug Abuse Violations:		Alaskan/Indian																							
Sale/Manufacturing:		0	0	0	0	0	0	0	0	0	0	0	0	0	0	0	0	1	0	1	0	0	0	0	
Opium or Cocaine and Their Derivatives (Morphine, Heroin, Codeine)		0	0	0	0	0	0	0	0	0	0	0	0	0	0	0	0	0	0	0	0	0	0	0	
Marijuana		0	0	0	0	0	0	0	0	0	0	0	0	0	0	0	0	1	0	1	0	0	0	0	
Synthetic Narcotics - Manufactured Narcotics Which Can Cause TrueDrug Addiction Demerol,Methadones		0	0	0	0	0	0	0	0	0	0	0	0	0	0	0	0	0	0	0	0	0	0	0	
Other - Dangerous Nonnarcotic Drugs (Barbiturates, Benzedrine)		0	0	0	0	0	0	0	0	0	0	0	0	0	0	0	0	0	0	0	0	0	0	0	
Possession:		0	0	0	0	1	0	0	0	1	0	0	0	0	0	0	4	1	0	0	1	0	0	0	
Opium or Cocaine and Their Derivatives (Morphine, Heroin, Codeine)		0	0	0	0	0	0	0	0	0	0	0	0	0	0	0	0	0	0	0	0	0	0	0	
Marijuana		0	0	0	0	1	0	0	0	1	0	0	0	0	0	0	4	1	0	0	1	0	0	0	
Synthetic Narcotics - Manufactured Narcotics Which Can Cause TrueDrug Addiction (Demerol, Methadones)		0	0	0	0	0	0	0	0	0	0	0	0	0	0	0	0	0	0	0	0	0	0	0	
Other - Dangerous Nonnarcotic Drugs (Barbiturates, Benzedrine)		0	0	0	0	0	0	0	0	0	0	0	0	0	0	0	0	0	0	0	0	0	0	0	
Total Drug Abuse Violations:		0	0	0	0	1	0	0	0	1	0	0	0	0	0	0	4	2	0	1	1	0	0	0	
Gambling:		Alaskan/Indian																							
Bookmaking (Horse and Sport Book)		0	0	0	0	0	0	0	0	0	0	0	0	0	0	0	0	0	0	0	0	0	0	0	
Numbers and Lottery		0	0	0	0	0	0	0	0	0	0	0	0	0	0	0	0	0	0	0	0	0	0	0	
All Other Gambling		0	0	0	0	0	0	0	0	0	0	0	0	0	0	0	0	0	0	0	0	0	0	0	
Total Gambling Violations:		0	0	0	0	0	0	0	0	0	0	0	0	0	0	0	0	0	0	0	0	0	0	0	
Miscellaneous:		Alaskan/Indian																							
Offenses Against the Family and Children		0	0	0	0	0	0	0	0	0	0	0	0	0	0	0	0	1	0	1	0	0	0	0	
Driving Under the Influence		0	0	0	0	0	0	0	0	0	0	0	0	0	0	0	0	0	0	0	0	0	0	0	
Liquor Laws		1	1	1	0	1	0	1	0	0	0	0	0	0	0	0	4	4	0	4	0	0	0	0	
Drunkenness		0	0	0	0	0	0	0	0	0	0	0	0	0	0	0	0	0	0	0	0	0	0	0	
Disorderly Conduct		0	0	0	0	0	0	0	0	0	0	0	0	0	0	0	1	0	0	0	0	0	0	0	
Vagrancy		0	0	0	0	0	0	0	0	0	0	0	0	0	0	0	0	0	0	0	0	0	0	0	
All Other Offenses (Except Traffic)		3	9	9	0	3	0	1	0	0	1	0	0	0	1	0	6	1	0	1	0	0	0	0	
Suspicion		0	0	0	0	0	0	0	0	0	0	0	0	0	0	0	0	0	0	0	0	0	0	0	
Curfew and Loitering Law Violations		0	0	0	0	1	0	0	0	0	1	0	0	0	0	0	5	0	0	0	0	0	0	0	
Runaways		1	1	1	0	0	0	0	0	0	0	0	0	0	0	0	0	3	0	0	3	0	0	0	
Total Miscellaneous Violations:		4	10	10	0	4	0	2	0	0	1	0	0	0	1	0	11	6	0	6	0	0	0	0	
Human Trafficking:		Alaskan/Indian																							
Human Trafficking/ Commercial Sex Acts		0	0	0	0	0	0	0	0	0	0	0	0	0	0	0	0	0	0	0	0	0	0	0	
Human Trafficking/ Involuntary Servitude		0	0	0	0	0	0	0	0	0	0	0	0	0	0	0	0	0	0	0	0	0	0	0	
Total Human Trafficking Violations:		0	0	0	0	0	0	0	0	0	0	0	0	0	0	0	0	0	0	0	0	0	0	0	
Total ASR Race - Juvenile		4	13	13	0	9	0	5	0	1	1	0	0	0	2	0	17	9	0	8	1	0	0	0	

Juvenile Arrests - Races State Totals 2017	COUNTY: Humboldt	Humboldt School Dist	Humboldt Co	Winnemucca PD	Lander Co	Lincoln Co	COUNTY: Lyon	Lyon Co	Yerington PD	Mineral Co	Nye Co	COUNTY: Pershing	Lovelock PD	Pershing Co	Storey Co	COUNTY: Washoe	Reno PD	Reno-Tahoe Airport Auth	Sparks PD	UNR	Washoe School Dist	Washoe Co	Reno Muni Court	White Pine Co	COUNTY: Statewide	NDI	NHP - Southern	NHP - Northeastern	NHP - Northwestern	Capitol Police	Fire Marshal	Secretary of State	Attorney General	Alaskan/Indian
Index Crimes:	Alaskan/Indian																																	YTD
Murder and Nonnegligent Manslaughter	0	0	0	0	0	0	0	0	0	0	0	0	0	0	0	0	0	0	0	0	0	0	0	0	0	0	0	0	0	0	0	0	0	0
Manslaughter by Negligence	0	0	0	0	0	0	0	0	0	0	0	0	0	0	0	0	0	0	0	0	0	0	0	0	0	0	0	0	0	0	0	0	0	0
Rape	0	0	0	0	0	0	0	0	0	0	0	0	0	0	0	0	0	0	0	0	0	0	0	0	0	0	0	0	0	0	0	0	0	0
Robbery	0	0	0	0	0	0	0	0	0	0	0	0	0	0	0	1	1	0	0	0	0	0	0	0	0	0	0	0	0	0	0	0	0	0
Aggravated Assault (Return A - 4a-d)	0	0	0	0	0	0	0	0	0	0	0	0	0	0	0	3	2	0	1	0	0	0	0	0	0	0	0	0	0	0	0	0	0	4
Burglary - Breaking or Entering	0	0	0	0	0	0	0	0	0	0	0	0	0	0	0	0	0	0	0	0	0	0	0	0	0	0	0	0	0	0	0	0	0	0
Larceny - Theft (Except Motor Vehicle Theft)	0	0	0	0	0	0	0	0	0	0	0	1	1	0	0	1	0	0	0	0	1	0	0	0	0	0	0	0	0	0	0	0	0	3
Motor Vehicle Theft	0	0	0	0	0	0	0	0	0	0	0	0	0	0	0	0	0	0	0	0	0	0	0	0	0	0	0	0	0	0	0	0	0	0
Arson	0	0	0	0	0	0	0	0	0	0	0	0	0	0	0	0	0	0	0	0	0	0	0	0	0	0	0	0	0	0	0	0	0	0
Total Index Crimes Violations:	0	0	0	0	0	0	0	0	0	0	0	1	1	0	0	5	3	0	1	0	1	0	0	0	0	0	0	0	0	0	0	0	0	8
Other Offenses:	Alaskan/Indian																																	YTD
Other Assaults (Return A - 4e)	0	0	0	0	0	0	0	0	0	0	0	0	0	0	0	3	0	1	1	0	1	0	0	0	0	0	0	0	0	0	0	0	0	8
Forgery and Counterfeiting	0	0	0	0	0	0	0	0	0	0	0	0	0	0	0	0	0	0	0	0	0	0	0	0	0	0	0	0	0	0	0	0	0	0
Fraud	0	0	0	0	0	0	0	0	0	0	0	0	0	0	0	0	0	0	0	0	0	0	0	0	0	0	0	0	0	0	0	0	0	0
Embezzlement	0	0	0	0	0	0	0	0	0	0	0	0	0	0	0	0	0	0	0	0	0	0	0	0	0	0	0	0	0	0	0	0	0	0
Stolen Property; Buying, Receiving, Possessing	0	0	0	0	0	0	0	0	0	0	0	4	0	4	0	0	0	0	0	0	0	0	0	0	0	0	0	0	0	0	0	0	0	4
Vandalism	0	0	0	0	0	0	0	0	0	0	0	0	0	0	0	0	0	0	0	0	0	0	0	0	0	0	0	0	0	0	0	0	0	1
Weapons; Carrying, Possessing, etc.	0	0	0	0	0	0	0	0	0	0	0	0	0	0	0	0	0	0	0	0	0	0	0	0	0	0	0	0	0	0	0	0	0	2
Total Other Offense Violations:	0	0	0	0	0	0	0	0	0	0	0	4	0	4	0	3	0	1	1	0	1	0	0	0	0	0	0	0	0	0	0	0	0	15
Prostitution and Commercialized Vice:	Alaskan/Indian																																	YTD
Prostitution	0	0	0	0	0	0	0	0	0	0	0	0	0	0	0	0	0	0	0	0	0	0	0	0	0	0	0	0	0	0	0	0	0	
Assisting or Promoting Prostitution	0	0	0	0	0	0	0	0	0	0	0	0	0	0	0	0	0	0	0	0	0	0	0	0	0	0	0	0	0	0	0	0	0	0
Purchasing Prostitution	0	0	0	0	0	0	0	0	0	0	0	0	0	0	0	0	0	0	0	0	0	0	0	0	0	0	0	0	0	0	0	0	0	0
Sex Offenses (Except Forcible Rape and Prostitution)	0	0	0	0	0	0	0	0	0	0	0	0	0	0	0	0	0	0	0	0	0	0	0	0	0	0	0	0	0	0	0	0	0	0
Total Prostitution & Commercialized Vice Violations:	0	0	0	0	0	0	0	0	0	0	0	0	0	0	0	0	0	0	0	0	0	0	0	0	0	0	0	0	0	0	0	0	0	0

Juvenile Arrests - Races State Totals 2017	COUNTY: Humboldt	Humboldt School Dist	Humboldt Co	Winnemucca PD	Lander Co	Lincoln Co	COUNTY: Lyon	Lyon Co	Yerington PD	Mineral Co	Nye Co	COUNTY: Persing	Lovelock PD	Pershing Co	Storey Co	COUNTY: Washoe	Reno PD	Reno-Tahoe Airport Auth	Sparks PD	UNR	Washoe School Dist	Washoe Co	Reno Muni Court	White Pine Co	COUNTY: Statewide	NDI	NHP - Southern	NHP - Northeastern	NHP - Northwestern	Capitol Police	Fire Marshal	Secretary of State	Attorney General	Alaskan/Indian
Drug Abuse Violations:	Alaskan/Indian																																	YTD
Sale/Manufacturing:	0	0	0	0	0	0	0	0	0	0	0	0	0	0	0	1	0	0	0	0	1	0	0	0	0	0	0	0	0	0	0	0	0	2
Opium or Cocaine and Their Derivatives (Morphine, Heroin, Codeine)	0	0	0	0	0	0	0	0	0	0	0	0	0	0	0	0	0	0	0	0	0	0	0	0	0	0	0	0	0	0	0	0	0	0
Marijuana	0	0	0	0	0	0	0	0	0	0	0	0	0	0	0	0	0	0	0	0	0	0	0	0	0	0	0	0	0	0	0	0	0	1
Synthetic Narcotics - Manufactured Narcotics Which Can Cause TrueDrug Addiction Demerol,Methadones)	0	0	0	0	0	0	0	0	0	0	0	0	0	0	0	0	0	0	0	0	0	0	0	0	0	0	0	0	0	0	0	0	0	0
Other - Dangerous Nonnarcotic Drugs (Barbiturates, Benzedrine)	0	0	0	0	0	0	0	0	0	0	0	0	0	0	0	1	0	0	0	0	1	0	0	0	0	0	0	0	0	0	0	0	0	1
Possession:	0	0	0	0	0	0	0	0	0	0	0	0	0	0	0	4	0	0	0	0	4	0	0	0	0	0	0	0	0	0	0	0	0	10
Opium or Cocaine and Their Derivatives (Morphine, Heroin, Codeine)	0	0	0	0	0	0	0	0	0	0	0	0	0	0	0	0	0	0	0	0	0	0	0	0	0	0	0	0	0	0	0	0	0	0
Marijuana	0	0	0	0	0	0	0	0	0	0	0	0	0	0	0	3	0	0	0	0	3	0	0	0	0	0	0	0	0	0	0	0	0	9
Synthetic Narcotics - Manufactured Narcotics Which Can Cause TrueDrug Addiction (Demerol, Methadones)	0	0	0	0	0	0	0	0	0	0	0	0	0	0	0	1	0	0	0	0	1	0	0	0	0	0	0	0	0	0	0	0	0	1
Other - Dangerous Nonnarcotic Drugs (Barbiturates, Benzedrine)	0	0	0	0	0	0	0	0	0	0	0	0	0	0	0	0	0	0	0	0	0	0	0	0	0	0	0	0	0	0	0	0	0	0
Total Drug Abuse Violations:	0	0	0	0	0	0	0	0	0	0	0	0	0	0	0	5	0	0	0	0	5	0	0	0	0	0	0	0	0	0	0	0	0	12
Gambling:	Alaskan/Indian																																	YTD
Bookmaking (Horse and Sport Book)	0	0	0	0	0	0	0	0	0	0	0	0	0	0	0	0	0	0	0	0	0	0	0	0	0	0	0	0	0	0	0	0	0	0
Numbers and Lottery	0	0	0	0	0	0	0	0	0	0	0	0	0	0	0	0	0	0	0	0	0	0	0	0	0	0	0	0	0	0	0	0	0	0
All Other Gambling	0	0	0	0	0	0	0	0	0	0	0	0	0	0	0	0	0	0	0	0	0	0	0	0	0	0	0	0	0	0	0	0	0	0
Total Gambling Violations:	0	0	0	0	0	0	0	0	0	0	0	0	0	0	0	0	0	0	0	0	0	0	0	0	0	0	0	0	0	0	0	0	0	0
Miscellaneous:	Alaskan/Indian																																	YTD
Offenses Against the Family and Children	0	0	0	0	0	0	0	0	0	0	0	0	0	0	0	0	0	0	0	0	0	0	0	0	0	0	0	0	0	0	0	0	0	1
Driving Under the Influence	0	0	0	0	0	0	0	0	0	0	0	0	0	0	0	0	0	0	0	0	0	0	0	0	0	0	0	0	0	0	0	0	0	0
Liquor Laws	0	0	0	0	4	0	0	0	0	0	0	0	0	0	0	0	0	0	0	0	0	0	0	0	0	1	0	0	1	0	0	0	0	16
Drunkenness	0	0	0	0	0	0	0	0	0	0	0	0	0	0	0	0	0	0	0	0	0	0	0	1	0	0	0	0	0	0	0	0	0	1
Disorderly Conduct	0	0	0	0	0	0	0	0	0	0	0	0	0	0	0	0	0	0	0	0	0	0	0	0	0	0	0	0	0	0	0	0	0	1
Vagrancy	0	0	0	0	0	0	0	0	0	0	0	0	0	0	0	0	0	0	0	0	0	0	0	0	0	0	0	0	0	0	0	0	0	0
All Other Offenses (Except Traffic)	0	0	0	0	0	0	0	0	0	0	0	0	0	0	0	3	0	0	1	0	2	0	0	0	0	0	0	0	0	0	0	0	0	25
Suspicion	0	0	0	0	0	0	0	0	0	0	0	0	0	0	0	0	0	0	0	0	0	0	0	0	0	0	0	0	0	0	0	0	0	0
Curfew and Loitering Law Violations	0	0	0	0	0	0	0	0	0	0	0	0	0	0	0	1	1	0	0	0	0	0	0	2	0	0	0	0	0	0	0	0	0	9
Runaways	0	0	0	0	0	0	0	0	0	0	0	0	0	0	0	0	0	0	0	0	0	0	0	0	0	0	0	0	0	0	0	0	0	5
Total Miscellaneous Violations:	0	0	0	0	4	0	0	0	0	0	0	0	0	0	0	3	0	0	1	0	2	0	0	1	1	0	0	1	0	0	0	0	0	44
Human Trafficking:	Alaskan/Indian																																	YTD
Human Trafficking/ Commercial Sex Acts	0	0	0	0	0	0	0	0	0	0	0	0	0	0	0	0	0	0	0	0	0	0	0	0	0	0	0	0	0	0	0	0	0	0
Human Trafficking/ Involuntary Servitude	0	0	0	0	0	0	0	0	0	0	0	0	0	0	0	0	0	0	0	0	0	0	0	0	0	0	0	0	0	0	0	0	0	0
Total Human Trafficking Violations:	0	0	0	0	0	0	0	0	0	0	0	0	0	0	0	0	0	0	0	0	0	0	0	0	0	0	0	0	0	0	0	0	0	0
Total ASR Race - Juvenile	0	0	0	0	4	0	0	0	0	0	0	5	1	4	0	16	3	1	3	0	9	0	0	1	1	0	0	1	0	0	0	0	0	79



Juvenile Arrests - Races State Totals 2017	Carson City So	COUNTY: Churchill	Churchill Co	Fallon PD	COUNTY: Clark	Boulder PD	Clark Co School Dist	College of SNV	Henderson PD	LV Metro	LV Fire & Rescue	Mesquite PD	NLV Fire & Rescue	NLV PD	UNLV PD	Douglas Co	COUNTY: Elko	Carlin PD	Elko PD	Elko CO	West Wendover PD	Esmeralda Co	Eureka Co
<b>Index Crimes:</b> Asian																							
Murder and Nonnegligent Manslaughter	0	0	0	0	0	0	0	0	0	0	0	0	0	0	0	0	0	0	0	0	0	0	0
Manslaughter by Negligence	0	0	0	0	0	0	0	0	0	0	0	0	0	0	0	0	0	0	0	0	0	0	0
Rape	0	0	0	0	1	0	0	0	0	0	0	0	0	1	0	0	0	0	0	0	0	0	0
Robbery	0	0	0	0	0	0	0	0	0	0	0	0	0	0	0	0	0	0	0	0	0	0	0
Aggravated Assault (Return A - 4a-d)	0	0	0	0	2	0	2	0	0	0	0	0	0	0	0	0	0	0	0	0	0	0	0
Burglary - Breaking or Entering	0	0	0	0	4	0	2	0	0	1	0	0	0	1	0	0	1	0	0	1	0	0	0
Larceny - Theft (Except Motor Vehicle Theft)	0	0	0	0	13	0	1	0	1	11	0	0	0	0	0	0	0	0	0	0	0	0	0
Motor Vehicle Theft	0	0	0	0	1	0	0	0	0	1	0	0	0	0	0	0	0	0	0	0	0	0	0
Arson	0	0	0	0	1	0	1	0	0	0	0	0	0	0	0	0	0	0	0	0	0	0	0
Total Index Crimes Violations:	0	0	0	0	22	0	6	0	1	13	0	0	0	2	0	0	1	0	0	1	0	0	0
<b>Other Offenses:</b> Asian																							
Other Assaults (Return A - 4e)	0	0	0	0	16	0	5	0	3	8	0	0	0	0	0	0	0	0	0	0	0	0	0
Forgery and Counterfeiting	0	0	0	0	0	0	0	0	0	0	0	0	0	0	0	0	0	0	0	0	0	0	0
Fraud	0	0	0	0	0	0	0	0	0	0	0	0	0	0	0	0	0	0	0	0	0	0	0
Embezzlement	0	0	0	0	0	0	0	0	0	0	0	0	0	0	0	0	0	0	0	0	0	0	0
Stolen Property; Buying, Receiving, Possessing	0	0	0	0	1	0	0	0	0	1	0	0	0	0	0	0	0	0	0	0	0	0	0
Vandalism	0	0	0	0	1	0	1	0	0	0	0	0	0	0	0	0	0	0	0	0	0	0	0
Weapons; Carrying, Possessing, etc.	0	0	0	0	4	0	2	0	1	1	0	0	0	0	0	0	0	0	0	0	0	0	0
Total Other Offense Violations:	0	0	0	0	22	0	8	0	4	10	0	0	0	0	0	0	0	0	0	0	0	0	0
<b>Prostitution and Commercialized Vice:</b> Asian																							
Prostitution	0	0	0	0	1	0	0	0	0	1	0	0	0	0	0	0	0	0	0	0	0	0	0
Assisting or Promoting Prostitution	0	0	0	0	0	0	0	0	0	0	0	0	0	0	0	0	0	0	0	0	0	0	0
Purchasing Prostitution	0	0	0	0	0	0	0	0	0	0	0	0	0	0	0	0	0	0	0	0	0	0	0
Sex Offenses (Except Forcible Rape and Prostitution)	0	0	0	0	0	0	0	0	0	0	0	0	0	0	0	0	0	0	0	0	0	0	0
Total Prostitution & Commercialized Vice Violations:	0	0	0	0	1	0	0	0	0	1	0	0	0	0	0	0	0	0	0	0	0	0	0

Juvenile Arrests - Races State Totals 2017		Carson City So	COUNTY: Churchill	Churchill Co	Fallon PD	COUNTY: Clark	Boulder PD	Clark Co School Dist	College of SNV	Henderson PD	LV Metro	LV Fire & Rescue	Mesquite PD	NLV Fire & Rescue	NLV PD	UNLV PD	Douglas Co	COUNTY: Elko	Carlin PD	Elko PD	Elko CO	West Wendover PD	Esmeralda Co	Eureka Co	
Drug Abuse Violations:		Asian																							
Sale/Manufacturing:		0	0	0	0	2	0	1	0	1	0	0	0	0	0	0	0	0	0	0	0	0	0	0	
Opium or Cocaine and Their Derivatives (Morphine, Heroin, Codeine)		0	0	0	0	0	0	0	0	0	0	0	0	0	0	0	0	0	0	0	0	0	0	0	
Marijuana		0	0	0	0	2	0	1	0	1	0	0	0	0	0	0	0	0	0	0	0	0	0	0	
Synthetic Narcotics - Manufactured Narcotics Which Can Cause TrueDrug Addiction Demerol,Methadones)		0	0	0	0	0	0	0	0	0	0	0	0	0	0	0	0	0	0	0	0	0	0	0	
Other - Dangerous Nonnarcotic Drugs (Barbiturates, Benzedrine)		0	0	0	0	0	0	0	0	0	0	0	0	0	0	0	0	0	0	0	0	0	0	0	
Possession:		2	0	0	0	4	1	0	0	1	0	0	1	0	1	0	0	0	0	0	0	0	0	0	
Opium or Cocaine and Their Derivatives (Morphine, Heroin, Codeine)		0	0	0	0	0	0	0	0	0	0	0	0	0	0	0	0	0	0	0	0	0	0	0	
Marijuana		2	0	0	0	3	1	0	0	1	0	0	0	0	1	0	0	0	0	0	0	0	0	0	
Synthetic Narcotics - Manufactured Narcotics Which Can Cause TrueDrug Addiction (Demerol, Methadones)		0	0	0	0	0	0	0	0	0	0	0	0	0	0	0	0	0	0	0	0	0	0	0	
Other - Dangerous Nonnarcotic Drugs (Barbiturates, Benzedrine)		0	0	0	0	1	0	0	0	0	0	0	1	0	0	0	0	0	0	0	0	0	0	0	
Total Drug Abuse Violations:		2	0	0	0	6	1	1	0	2	0	0	1	0	1	0	0	0	0	0	0	0	0	0	
Gambling:		Asian																							
Bookmaking (Horse and Sport Book)		0	0	0	0	0	0	0	0	0	0	0	0	0	0	0	0	0	0	0	0	0	0	0	
Numbers and Lottery		0	0	0	0	0	0	0	0	0	0	0	0	0	0	0	0	0	0	0	0	0	0	0	
All Other Gambling		0	0	0	0	0	0	0	0	0	0	0	0	0	0	0	0	0	0	0	0	0	0	0	
Total Gambling Violations:		0	0	0	0	0	0	0	0	0	0	0	0	0	0	0	0	0	0	0	0	0	0	0	
Miscellaneous:		Asian																							
Offenses Against the Family and Children		0	0	0	0	0	0	0	0	0	0	0	0	0	0	0	0	0	0	0	0	0	0	0	
Driving Under the Influence		0	0	0	0	0	0	0	0	0	0	0	0	0	0	0	0	0	0	0	0	0	0	0	
Liquor Laws		0	0	0	0	1	0	0	0	0	0	0	0	0	1	0	0	0	0	0	0	0	0	0	
Drunkenness		0	0	0	0	0	0	0	0	0	0	0	0	0	0	0	0	0	0	0	0	0	0	0	
Disorderly Conduct		0	0	0	0	0	0	0	0	0	0	0	0	0	0	0	0	0	0	0	0	0	0	0	
Vagrancy		0	0	0	0	0	0	0	0	0	0	0	0	0	0	0	0	0	0	0	0	0	0	0	
All Other Offenses (Except Traffic)		7	0	0	0	4	0	0	0	0	4	0	0	0	0	0	1	1	0	1	0	0	0	0	
Suspicion		0	0	0	0	0	0	0	0	0	0	0	0	0	0	0	0	0	0	0	0	0	0	0	
Curfew and Loitering Law Violations		0	0	0	0	13	0	0	0	0	13	0	0	0	0	0	0	0	0	0	0	0	0	0	
Runaways		0	0	0	0	0	0	0	0	0	0	0	0	0	0	0	0	1	0	1	0	0	0	0	
Total Miscellaneous Violations:		7	0	0	0	5	0	0	0	0	4	0	0	0	1	0	1	1	0	1	0	0	0	0	
Human Trafficking:		Asian																							
Human Trafficking/ Commercial Sex Acts		0	0	0	0	0	0	0	0	0	0	0	0	0	0	0	0	0	0	0	0	0	0	0	
Human Trafficking/ Involuntary Servitude		0	0	0	0	0	0	0	0	0	0	0	0	0	0	0	0	0	0	0	0	0	0	0	
Total Human Trafficking Violations:		0	0	0	0	0	0	0	0	0	0	0	0	0	0	0	0	0	0	0	0	0	0	0	
Total ASR Race - Juvenile		9	0	0	0	56	1	15	0	7	28	0	1	0	4	0	1	2	0	1	1	0	0	0	

Juvenile Arrests - Races State Totals 2017	COUNTY: Humboldt	Humboldt School Dist	Humboldt Co	Winnemucca PD	Lander Co	Lincoln Co	COUNTY: Lyon	Lyon Co	Yerington PD	Mineral Co	Nye Co	COUNTY: Pershing	Lovelock PD	Pershing Co	Storey Co	COUNTY: Washoe	Reno PD	Reno-Tahoe Airport Auth	Sparks PD	UNR	Washoe School Dist	Washoe Co	Reno Muni Court	White Pine Co	COUNTY: Statewide	NDI	NHP - Southern	NHP - Northeastern	NHP - Northwestern	Capitol Police	Fire Marshal	Secretary of State	Attorney General	Asian
Index Crimes:	Asian																																	YTD
Murder and Nonnegligent Manslaughter	0	0	0	0	0	0	0	0	0	0	0	0	0	0	0	0	0	0	0	0	0	0	0	0	0	0	0	0	0	0	0	0	0	0
Manslaughter by Negligence	0	0	0	0	0	0	0	0	0	0	0	0	0	0	0	0	0	0	0	0	0	0	0	0	0	0	0	0	0	0	0	0	0	0
Rape	0	0	0	0	0	0	0	0	0	0	0	0	0	0	0	0	0	0	0	0	0	0	0	0	0	0	0	0	0	0	0	0	0	1
Robbery	0	0	0	0	0	0	0	0	0	0	0	0	0	0	0	0	0	0	0	0	0	0	0	0	0	0	0	0	0	0	0	0	0	0
Aggravated Assault (Return A - 4a-d)	0	0	0	0	0	0	0	0	0	0	0	0	0	0	0	6	2	0	2	0	0	2	0	0	0	0	0	0	0	0	0	0	0	8
Burglary - Breaking or Entering	0	0	0	0	0	0	0	0	0	0	0	0	0	0	0	0	0	0	0	0	0	0	0	0	0	0	0	0	0	0	0	0	0	5
Larceny - Theft (Except Motor Vehicle Theft)	0	0	0	0	0	0	0	0	0	0	0	0	0	0	0	7	6	0	1	0	0	0	0	0	0	0	0	0	0	0	0	0	0	20
Motor Vehicle Theft	0	0	0	0	0	0	0	0	0	0	0	0	0	0	0	0	0	0	0	0	0	0	0	0	0	0	0	0	0	0	0	0	0	1
Arson	0	0	0	0	0	0	0	0	0	0	0	0	0	0	0	0	0	0	0	0	0	0	0	0	0	0	0	0	0	0	0	0	0	1
Total Index Crimes Violations:	0	0	0	0	0	0	0	0	0	0	0	0	0	0	0	13	8	0	3	0	0	2	0	0	0	0	0	0	0	0	0	0	0	36
Other Offenses:	Asian																																	YTD
Other Assaults (Return A - 4e)	0	0	0	0	0	0	0	0	0	0	0	0	0	0	0	10	0	0	0	0	10	0	0	0	0	0	0	0	0	0	0	0	0	26
Forgery and Counterfeiting	0	0	0	0	0	0	0	0	0	0	0	0	0	0	0	2	0	0	0	0	2	0	0	0	0	0	0	0	0	0	0	0	0	2
Fraud	0	0	0	0	0	0	0	0	0	0	0	0	0	0	0	0	0	0	0	0	0	0	0	0	0	0	0	0	0	0	0	0	0	0
Embezzlement	0	0	0	0	0	0	0	0	0	0	0	0	0	0	0	0	0	0	0	0	0	0	0	0	0	0	0	0	0	0	0	0	0	0
Stolen Property; Buying, Receiving, Possessing	0	0	0	0	0	0	0	0	0	0	0	0	0	0	0	1	0	0	0	0	1	0	0	0	0	0	0	0	0	0	0	0	0	2
Vandalism	0	0	0	0	0	0	0	0	0	0	0	0	0	0	0	1	0	0	0	0	1	0	0	0	0	0	0	0	0	0	0	0	0	2
Weapons; Carrying, Possessing, etc.	0	0	0	0	0	0	0	0	0	0	0	0	0	0	0	0	0	0	0	0	0	0	0	0	0	0	0	0	0	0	0	0	0	4
Total Other Offense Violations:	0	0	0	0	0	0	0	0	0	0	0	0	0	0	0	14	0	0	0	0	14	0	0	0	0	0	0	0	0	0	0	0	0	36
Prostitution and Commercialized Vice:	Asian																																	YTD
Prostitution	0	0	0	0	0	0	0	0	0	0	0	0	0	0	0	0	0	0	0	0	0	0	0	0	0	0	0	0	0	0	0	0	1	
Assisting or Promoting Prostitution	0	0	0	0	0	0	0	0	0	0	0	0	0	0	0	0	0	0	0	0	0	0	0	0	0	0	0	0	0	0	0	0	0	
Purchasing Prostitution	0	0	0	0	0	0	0	0	0	0	0	0	0	0	0	0	0	0	0	0	0	0	0	0	0	0	0	0	0	0	0	0	0	
Sex Offenses (Except Forcible Rape and Prostitution)	0	0	0	0	0	0	0	0	0	0	0	0	0	0	0	1	1	0	0	0	0	0	0	0	0	0	0	0	0	0	0	0	0	1
Total Prostitution & Commercialized Vice Violations:	0	0	0	0	0	0	0	0	0	0	0	0	0	0	0	1	1	0	0	0	0	0	0	0	0	0	0	0	0	0	0	0	0	2

Juvenile Arrests - Races State Totals 2017	COUNTY: Humboldt	Humboldt School Dist	Humboldt Co	Winnemucca PD	Lander Co	Lincoln Co	COUNTY: Lyon	Lyon Co	Yerington PD	Mineral Co	Nye Co	COUNTY: Persing	Lovelock PD	Pershing Co	Storey Co	COUNTY: Washoe	Reno PD	Reno-Tahoe Airport Auth	Sparks PD	UNR	Washoe School Dist	Washoe Co	Reno Muni Court	White Pine Co	COUNTY: Statewide	NDI	NHP - Southern	NHP - Northeastern	NHP - Northwestern	Capitol Police	Fire Marshal	Secretary of State	Attorney General	Asian	
Drug Abuse Violations:	Asian																																		YTD
Sale/Manufacturing:	0	0	0	0	0	0	0	0	0	0	0	0	0	0	0	0	0	0	0	0	0	0	0	0	0	0	0	0	0	0	0	0	0	2	
Opium or Cocaine and Their Derivatives (Morphine, Heroin, Codeine)	0	0	0	0	0	0	0	0	0	0	0	0	0	0	0	0	0	0	0	0	0	0	0	0	0	0	0	0	0	0	0	0	0	0	
Marijuana	0	0	0	0	0	0	0	0	0	0	0	0	0	0	0	0	0	0	0	0	0	0	0	0	0	0	0	0	0	0	0	0	0	2	
Synthetic Narcotics - Manufactured Narcotics Which Can Cause TrueDrug Addiction Demerol,Methadones)	0	0	0	0	0	0	0	0	0	0	0	0	0	0	0	0	0	0	0	0	0	0	0	0	0	0	0	0	0	0	0	0	0	0	
Other - Dangerous Nonnarcotic Drugs (Barbiturates, Benzedrine)	0	0	0	0	0	0	0	0	0	0	0	0	0	0	0	0	0	0	0	0	0	0	0	0	0	0	0	0	0	0	0	0	0	0	
Possession:	0	0	0	0	0	0	0	0	0	0	0	0	0	0	0	4	0	0	0	0	0	3	1	0	0	1	0	0	0	1	0	0	0	11	
Opium or Cocaine and Their Derivatives (Morphine, Heroin, Codeine)	0	0	0	0	0	0	0	0	0	0	0	0	0	0	0	0	0	0	0	0	0	0	0	0	0	0	0	0	0	0	0	0	0	0	
Marijuana	0	0	0	0	0	0	0	0	0	0	0	0	0	0	0	4	0	0	0	0	3	1	0	0	1	0	0	0	1	0	0	0	0	10	
Synthetic Narcotics - Manufactured Narcotics Which Can Cause TrueDrug Addiction (Demerol, Methadones)	0	0	0	0	0	0	0	0	0	0	0	0	0	0	0	0	0	0	0	0	0	0	0	0	0	0	0	0	0	0	0	0	0	0	
Other - Dangerous Nonnarcotic Drugs (Barbiturates, Benzedrine)	0	0	0	0	0	0	0	0	0	0	0	0	0	0	0	0	0	0	0	0	0	0	0	0	0	0	0	0	0	0	0	0	0	1	
Total Drug Abuse Violations:	0	0	0	0	0	0	0	0	0	0	0	0	0	0	0	4	0	0	0	0	3	1	0	0	1	0	0	0	1	0	0	0	0	13	
Gambling:	Asian																																		YTD
Bookmaking (Horse and Sport Book)	0	0	0	0	0	0	0	0	0	0	0	0	0	0	0	0	0	0	0	0	0	0	0	0	0	0	0	0	0	0	0	0	0	0	
Numbers and Lottery	0	0	0	0	0	0	0	0	0	0	0	0	0	0	0	0	0	0	0	0	0	0	0	0	0	0	0	0	0	0	0	0	0	0	
All Other Gambling	0	0	0	0	0	0	0	0	0	0	0	0	0	0	0	0	0	0	0	0	0	0	0	0	0	0	0	0	0	0	0	0	0	0	
Total Gambling Violations:	0	0	0	0	0	0	0	0	0	0	0	0	0	0	0	0	0	0	0	0	0	0	0	0	0	0	0	0	0	0	0	0	0	0	
Miscellaneous:	Asian																																		YTD
Offenses Against the Family and Children	0	0	0	0	0	0	0	0	0	0	0	0	0	0	0	0	0	0	0	0	0	0	0	0	0	0	0	0	0	0	0	0	0	0	
Driving Under the Influence	0	0	0	0	0	0	0	0	0	0	0	0	0	0	0	0	0	0	0	0	0	0	0	0	0	0	0	0	0	0	0	0	0	0	
Liquor Laws	0	0	0	0	0	0	0	0	0	0	0	0	0	0	0	4	0	0	0	0	4	0	0	0	0	0	0	0	0	0	0	0	0	5	
Drunkenness	0	0	0	0	0	0	0	0	0	0	0	0	0	0	0	0	0	0	0	0	0	0	0	0	0	0	0	0	0	0	0	0	0	0	
Disorderly Conduct	0	0	0	0	0	0	0	0	0	0	0	0	0	0	0	0	0	0	0	0	0	0	0	0	0	0	0	0	0	0	0	0	0	0	
Vagrancy	0	0	0	0	0	0	0	0	0	0	0	0	0	0	0	0	0	0	0	0	0	0	0	0	0	0	0	0	0	0	0	0	0	0	
All Other Offenses (Except Traffic)	0	0	0	0	0	0	0	0	0	0	0	0	0	0	0	5	3	0	2	0	0	0	0	0	0	0	0	0	0	0	0	0	0	18	
Suspicion	0	0	0	0	0	0	0	0	0	0	0	0	0	0	0	0	0	0	0	0	0	0	0	0	0	0	0	0	0	0	0	0	0	0	
Curfew and Loitering Law Violations	0	0	0	0	0	0	0	0	0	0	2	0	0	0	0	0	0	0	0	0	0	0	0	0	0	0	0	0	0	0	0	0	0	15	
Runaways	0	0	0	0	0	0	0	0	0	0	0	0	0	0	0	0	0	0	0	0	0	0	0	0	0	0	0	0	0	0	0	0	0	1	
Total Miscellaneous Violations:	0	0	0	0	0	0	0	0	0	0	0	0	0	0	0	9	3	0	2	0	4	0	0	0	0	0	0	0	0	0	0	0	0	23	
Human Trafficking:	Asian																																		YTD
Human Trafficking/ Commercial Sex Acts	0	0	0	0	0	0	0	0	0	0	0	0	0	0	0	0	0	0	0	0	0	0	0	0	0	0	0	0	0	0	0	0	0	0	
Human Trafficking/ Involuntary Servitude	0	0	0	0	0	0	0	0	0	0	0	0	0	0	0	0	0	0	0	0	0	0	0	0	0	0	0	0	0	0	0	0	0	0	
Total Human Trafficking Violations:	0	0	0	0	0	0	0	0	0	0	0	0	0	0	0	0	0	0	0	0	0	0	0	0	0	0	0	0	0	0	0	0	0	0	
Total ASR Race - Juvenile	0	0	0	0	0	0	0	0	0	0	0	0	0	0	0	41	12	0	5	0	21	3	0	0	1	0	0	0	1	0	0	0	0	110	

Juvenile Arrests - Races State Totals 2017	Carson City So	COUNTY: Churchill	Churchill Co	Fallon PD	COUNTY: Clark	Boulder PD	Clark Co School Dist	College of SNV	Henderson PD	LV Metro	LV Fire & Rescue	Mesquite PD	NLV Fire & Rescue	NLV PD	UNLV PD	Douglas Co	COUNTY: Elko	Carlin PD	Elko PD	Elko CO	West Wendover PD	Esmeralda Co	Eureka Co
<b>Index Crimes:</b> Hawaii/ Islander																							
Murder and Nonnegligent Manslaughter	0	0	0	0	0	0	0	0	0	0	0	0	0	0	0	0	0	0	0	0	0	0	0
Manslaughter by Negligence	0	0	0	0	0	0	0	0	0	0	0	0	0	0	0	0	0	0	0	0	0	0	0
Rape	0	0	0	0	0	0	0	0	0	0	0	0	0	0	0	0	0	0	0	0	0	0	0
Robbery	0	0	0	0	1	0	0	0	0	1	0	0	0	0	0	0	0	0	0	0	0	0	0
Aggravated Assault (Return A - 4a-d)	0	0	0	0	4	0	1	0	0	3	0	0	0	0	0	0	0	0	0	0	0	0	0
Burglary - Breaking or Entering	0	0	0	0	1	0	0	0	0	1	0	0	0	0	0	0	0	0	0	0	0	0	0
Larceny - Theft (Except Motor Vehicle Theft)	0	0	0	0	2	0	0	0	2	0	0	0	0	0	0	0	0	0	0	0	0	0	0
Motor Vehicle Theft	0	0	0	0	0	0	0	0	0	0	0	0	0	0	0	0	0	0	0	0	0	0	0
Arson	0	0	0	0	0	0	0	0	0	0	0	0	0	0	0	0	0	0	0	0	0	0	0
Total Index Crimes Violations:	0	0	0	0	8	0	1	0	2	5	0	0	0	0	0	0	0	0	0	0	0	0	0
<b>Other Offenses:</b> Hawaii/ Islander																							
Other Assaults (Return A - 4e)	0	0	0	0	5	0	0	0	2	3	0	0	0	0	0	0	0	0	0	0	0	0	0
Forgery and Counterfeiting	0	0	0	0	0	0	0	0	0	0	0	0	0	0	0	0	0	0	0	0	0	0	0
Fraud	0	0	0	0	0	0	0	0	0	0	0	0	0	0	0	0	0	0	0	0	0	0	0
Embezzlement	0	0	0	0	0	0	0	0	0	0	0	0	0	0	0	0	0	0	0	0	0	0	0
Stolen Property; Buying, Receiving, Possessing	0	0	0	0	0	0	0	0	0	0	0	0	0	0	0	0	0	0	0	0	0	0	0
Vandalism	0	0	0	0	0	0	0	0	0	0	0	0	0	0	0	0	0	0	0	0	0	0	0
Weapons; Carrying, Possessing, etc.	0	0	0	0	1	0	0	0	1	0	0	0	0	0	0	0	0	0	0	0	0	0	0
Total Other Offense Violations:	0	0	0	0	6	0	0	0	3	3	0	0	0	0	0	0	0	0	0	0	0	0	0
<b>Prostitution and Commercialized Vice:</b> Hawaii/ Islander																							
Prostitution	0	0	0	0	0	0	0	0	0	0	0	0	0	0	0	0	0	0	0	0	0	0	0
Assisting or Promoting Prostitution	0	0	0	0	0	0	0	0	0	0	0	0	0	0	0	0	0	0	0	0	0	0	0
Purchasing Prostitution	0	0	0	0	0	0	0	0	0	0	0	0	0	0	0	0	0	0	0	0	0	0	0
Sex Offenses (Except Forcible Rape and Prostitution)	0	0	0	0	2	0	0	0	1	1	0	0	0	0	0	0	0	0	0	0	0	0	0
Total Prostitution & Commercialized Vice Violations:	0	0	0	0	2	0	0	0	1	1	0	0	0	0	0	0	0	0	0	0	0	0	0

Juvenile Arrests - Races State Totals 2017		Carson City So	COUNTY: Churchill	Churchill Co	Fallon PD	COUNTY: Clark	Boulder PD	Clark Co School Dist	College of SNV	Henderson PD	LV Metro	LV Fire & Rescue	Mesquite PD	NLV Fire & Rescue	NLV PD	UNLV PD	Douglas Co	COUNTY: Elko	Carlin PD	Elko PD	Elko CO	West Wendover PD	Esmeralda Co	Eureka Co	
Drug Abuse Violations:		Hawaii/ Islander																							
Sale/Manufacturing:		0	0	0	0	1	0	0	0	0	1	0	0	0	0	0	0	0	0	0	0	0	0	0	0
Opium or Cocaine and Their Derivatives (Morphine, Heroin, Codeine)		0	0	0	0	1	0	0	0	0	1	0	0	0	0	0	0	0	0	0	0	0	0	0	0
Marijuana		0	0	0	0	0	0	0	0	0	0	0	0	0	0	0	0	0	0	0	0	0	0	0	0
Synthetic Narcotics - Manufactured Narcotics Which Can Cause TrueDrug Addiction Demerol,Methadones		0	0	0	0	0	0	0	0	0	0	0	0	0	0	0	0	0	0	0	0	0	0	0	0
Other - Dangerous Nonnarcotic Drugs (Barbiturates, Benzedrine)		0	0	0	0	0	0	0	0	0	0	0	0	0	0	0	0	0	0	0	0	0	0	0	0
Possession:		0	0	0	0	2	0	0	0	0	2	0	0	0	0	0	0	0	0	0	0	0	0	0	0
Opium or Cocaine and Their Derivatives (Morphine, Heroin, Codeine)		0	0	0	0	0	0	0	0	0	0	0	0	0	0	0	0	0	0	0	0	0	0	0	0
Marijuana		0	0	0	0	2	0	0	0	0	2	0	0	0	0	0	0	0	0	0	0	0	0	0	0
Synthetic Narcotics - Manufactured Narcotics Which Can Cause TrueDrug Addiction (Demerol, Methadones)		0	0	0	0	0	0	0	0	0	0	0	0	0	0	0	0	0	0	0	0	0	0	0	0
Other - Dangerous Nonnarcotic Drugs (Barbiturates, Benzedrine)		0	0	0	0	0	0	0	0	0	0	0	0	0	0	0	0	0	0	0	0	0	0	0	0
Total Drug Abuse Violations:		0	0	0	0	3	0	0	0	0	3	0	0	0	0	0	0	0	0	0	0	0	0	0	0
Gambling:		Hawaii/ Islander																							
Bookmaking (Horse and Sport Book)		0	0	0	0	0	0	0	0	0	0	0	0	0	0	0	0	0	0	0	0	0	0	0	0
Numbers and Lottery		0	0	0	0	0	0	0	0	0	0	0	0	0	0	0	0	0	0	0	0	0	0	0	0
All Other Gambling		0	0	0	0	0	0	0	0	0	0	0	0	0	0	0	0	0	0	0	0	0	0	0	0
Total Gambling Violations:		0	0	0	0	0	0	0	0	0	0	0	0	0	0	0	0	0	0	0	0	0	0	0	0
Miscellaneous:		Hawaii/ Islander																							
Offenses Against the Family and Children		0	0	0	0	0	0	0	0	0	0	0	0	0	0	0	0	0	0	0	0	0	0	0	0
Driving Under the Influence		0	0	0	0	0	0	0	0	0	0	0	0	0	0	0	0	0	0	0	0	0	0	0	0
Liquor Laws		0	0	0	0	0	0	0	0	0	0	0	0	0	0	0	0	0	0	0	0	0	0	0	0
Drunkenness		0	0	0	0	0	0	0	0	0	0	0	0	0	0	0	0	0	0	0	0	0	0	0	0
Disorderly Conduct		0	0	0	0	0	0	0	0	0	0	0	0	0	0	0	0	0	0	0	0	0	0	0	0
Vagrancy		0	0	0	0	0	0	0	0	0	0	0	0	0	0	0	0	0	0	0	0	0	0	0	0
All Other Offenses (Except Traffic)		0	0	0	0	4	0	0	0	0	4	0	0	0	0	0	0	0	0	0	0	0	0	0	0
Suspicion		0	0	0	0	0	0	0	0	0	0	0	0	0	0	0	0	0	0	0	0	0	0	0	0
Curfew and Loitering Law Violations		0	0	0	0	1	0	0	0	0	1	0	0	0	0	0	0	0	0	0	0	0	0	0	0
Runaways		0	0	0	0	2	0	0	0	2	0	0	0	0	0	0	0	0	0	0	0	0	0	0	0
Total Miscellaneous Violations:		0	0	0	0	4	0	0	0	0	4	0	0	0	0	0	0	0	0	0	0	0	0	0	0
Human Trafficking:		Hawaii/ Islander																							
Human Trafficking/ Commercial Sex Acts		0	0	0	0	0	0	0	0	0	0	0	0	0	0	0	0	0	0	0	0	0	0	0	0
Human Trafficking/ Involuntary Servitude		0	0	0	0	0	0	0	0	0	0	0	0	0	0	0	0	0	0	0	0	0	0	0	0
Total Human Trafficking Violations:		0	0	0	0	0	0	0	0	0	0	0	0	0	0	0	0	0	0	0	0	0	0	0	0
Total ASR Race - Juvenile		0	0	0	0	23	0	1	0	6	16	0	0	0	0	0	0	0	0	0	0	0	0	0	0



Juvenile Arrests - Races State Totals 2017	COUNTY: Humboldt	Humboldt School Dist	Humboldt Co	Winnemucca PD	Lander Co	Lincoln Co	COUNTY: Lyon	Lyon Co	Yerington PD	Mineral Co	Nye Co	COUNTY: Persing	Lovelock PD	Pershing Co	Storey Co	COUNTY: Washoe	Reno PD	Reno-Tahoe Airport Auth	Sparks PD	UNR	Washoe School Dist	Washoe Co	Reno Muni Court	White Pine Co	COUNTY: Statewide	NDI	NHP - Southern	NHP - Northeastern	NHP - Northwestern	Capitol Police	Fire Marshal	Secretary of State	Attorney General	Hawaii/ Islander	
Drug Abuse Violations:	Hawaii/ Islander																																		
Sale/Manufacturing:	0	0	0	0	0	0	0	0	0	0	0	0	0	0	0	0	0	0	0	0	0	0	0	0	0	0	0	0	0	0	0	0	0	1	
Opium or Cocaine and Their Derivatives (Morphine, Heroin, Codeine)	0	0	0	0	0	0	0	0	0	0	0	0	0	0	0	0	0	0	0	0	0	0	0	0	0	0	0	0	0	0	0	0	0	1	
Marijuana	0	0	0	0	0	0	0	0	0	0	0	0	0	0	0	0	0	0	0	0	0	0	0	0	0	0	0	0	0	0	0	0	0	0	
Synthetic Narcotics - Manufactured Narcotics Which Can Cause TrueDrug Addiction Demerol,Methadones)	0	0	0	0	0	0	0	0	0	0	0	0	0	0	0	0	0	0	0	0	0	0	0	0	0	0	0	0	0	0	0	0	0	0	
Other - Dangerous Nonnarcotic Drugs (Barbiturates, Benzedrine)	0	0	0	0	0	0	0	0	0	0	0	0	0	0	0	0	0	0	0	0	0	0	0	0	0	0	0	0	0	0	0	0	0	0	
Possession:	0	0	0	0	0	0	0	0	0	0	0	0	0	0	0	4	0	0	0	0	0	4	0	0	0	0	0	0	0	0	0	0	0	0	6
Opium or Cocaine and Their Derivatives (Morphine, Heroin, Codeine)	0	0	0	0	0	0	0	0	0	0	0	0	0	0	0	0	0	0	0	0	0	0	0	0	0	0	0	0	0	0	0	0	0	0	
Marijuana	0	0	0	0	0	0	0	0	0	0	0	0	0	0	0	3	0	0	0	0	3	0	0	0	0	0	0	0	0	0	0	0	0	5	
Synthetic Narcotics - Manufactured Narcotics Which Can Cause TrueDrug Addiction (Demerol, Methadones)	0	0	0	0	0	0	0	0	0	0	0	0	0	0	0	1	0	0	0	0	1	0	0	0	0	0	0	0	0	0	0	0	0	1	
Other - Dangerous Nonnarcotic Drugs (Barbiturates, Benzedrine)	0	0	0	0	0	0	0	0	0	0	0	0	0	0	0	0	0	0	0	0	0	0	0	0	0	0	0	0	0	0	0	0	0	0	
Total Drug Abuse Violations:	0	0	0	0	0	0	0	0	0	0	0	0	0	0	0	4	0	0	0	0	4	0	0	0	0	0	0	0	0	0	0	0	0	7	
Gambling:	Hawaii/ Islander																																		
Bookmaking (Horse and Sport Book)	0	0	0	0	0	0	0	0	0	0	0	0	0	0	0	0	0	0	0	0	0	0	0	0	0	0	0	0	0	0	0	0	0	0	
Numbers and Lottery	0	0	0	0	0	0	0	0	0	0	0	0	0	0	0	0	0	0	0	0	0	0	0	0	0	0	0	0	0	0	0	0	0	0	
All Other Gambling	0	0	0	0	0	0	0	0	0	0	0	0	0	0	0	0	0	0	0	0	0	0	0	0	0	0	0	0	0	0	0	0	0	0	
Total Gambling Violations:	0	0	0	0	0	0	0	0	0	0	0	0	0	0	0	0	0	0	0	0	0	0	0	0	0	0	0	0	0	0	0	0	0	0	
Miscellaneous:	Hawaii/ Islander																																		
Offenses Against the Family and Children	0	0	0	0	0	0	0	0	0	0	0	0	0	0	0	0	0	0	0	0	0	0	0	0	0	0	0	0	0	0	0	0	0	0	
Driving Under the Influence	0	0	0	0	0	0	0	0	0	0	0	0	0	0	0	0	0	0	0	0	0	0	0	0	0	0	0	0	0	0	0	0	0	0	
Liquor Laws	1	0	0	1	0	0	0	0	0	0	0	0	0	0	0	0	0	0	0	0	0	0	0	0	0	0	0	0	0	0	0	0	0	1	
Drunkenness	0	0	0	0	0	0	0	0	0	0	0	0	0	0	0	0	0	0	0	0	0	0	0	0	0	0	0	0	0	0	0	0	0	0	
Disorderly Conduct	0	0	0	0	0	0	0	0	0	0	0	0	0	0	0	0	0	0	0	0	0	0	0	0	0	0	0	0	0	0	0	0	0	0	
Vagrancy	0	0	0	0	0	0	0	0	0	0	0	0	0	0	0	0	0	0	0	0	0	0	0	0	0	0	0	0	0	0	0	0	0	0	
All Other Offenses (Except Traffic)	0	0	0	0	0	0	0	0	0	0	0	0	0	0	0	1	0	0	0	0	1	0	0	0	0	0	0	0	0	0	0	0	0	5	
Suspicion	0	0	0	0	0	0	0	0	0	0	0	0	0	0	0	0	0	0	0	0	0	0	0	0	0	0	0	0	0	0	0	0	0	0	
Curfew and Loitering Law Violations	0	0	0	0	0	0	0	0	0	0	0	0	0	0	0	0	0	0	0	0	0	0	0	0	0	0	0	0	0	0	0	0	0	1	
Runaways	0	0	0	0	0	0	0	0	0	0	0	0	0	0	0	0	0	0	0	0	0	0	0	0	0	0	0	0	0	0	0	0	0	2	
Total Miscellaneous Violations:	1	0	0	1	0	0	0	0	0	0	0	0	0	0	0	1	0	0	0	0	1	0	0	0	0	0	0	0	0	0	0	0	0	6	
Human Trafficking:	Hawaii/ Islander																																		
Human Trafficking/ Commercial Sex Acts	0	0	0	0	0	0	0	0	0	0	0	0	0	0	0	0	0	0	0	0	0	0	0	0	0	0	0	0	0	0	0	0	0	0	
Human Trafficking/ Involuntary Servitude	0	0	0	0	0	0	0	0	0	0	0	0	0	0	0	0	0	0	0	0	0	0	0	0	0	0	0	0	0	0	0	0	0	0	
Total Human Trafficking Violations:	0	0	0	0	0	0	0	0	0	0	0	0	0	0	0	0	0	0	0	0	0	0	0	0	0	0	0	0	0	0	0	0	0	0	
Total ASR Race - Juvenile	2	0	0	2	0	0	0	0	0	0	0	0	0	0	0	7	0	0	0	0	7	0	0	0	0	0	0	0	0	0	0	0	0	32	



Juvenile Arrests - Races State Totals 2017		Carson City So	COUNTY: Churchill	Churchill Co	Fallon PD	COUNTY: Clark	Boulder PD	Clark Co School Dist	College of SNV	Henderson PD	LV Metro	LV Fire & Rescue	Mesquite PD	NLV Fire & Rescue	NLV PD	UNLV PD	Douglas Co	COUNTY: Elko	Carlin PD	Elko PD	Elko CO	West Wendover PD	Esmeralda Co	Eureka Co	
Index Crimes:		Non-Hispanic																							
Murder and Nonnegligent Manslaughter	0	0	0	0	0	4	0	0	0	0	4	0	0	0	0	0	0	0	0	0	0	0	0	0	
Manslaughter by Negligence	0	0	0	0	0	0	0	0	0	0	0	0	0	0	0	0	0	0	0	0	0	0	0	0	
Rape	0	2	2	0	0	32	0	0	0	1	23	0	0	0	8	0	0	0	0	0	0	0	0	0	
Robbery	1	0	0	0	0	233	0	15	0	11	166	0	0	0	41	0	0	1	0	1	0	0	0	0	
Aggravated Assault (Return A - 4a-d)	35	0	0	0	0	288	1	109	0	2	111	0	0	0	65	0	0	5	4	0	1	0	0	0	
Burglary - Breaking or Entering	13	0	0	0	0	200	0	28	0	5	108	0	0	0	59	0	4	4	0	1	3	0	0	0	
Larceny - Theft (Except Motor Vehicle Theft)	36	4	4	0	0	391	0	10	0	47	261	0	0	0	73	0	3	11	0	5	6	0	0	0	
Motor Vehicle Theft	2	6	6	0	0	58	0	4	0	5	31	0	3	0	15	0	0	1	0	0	1	0	0	0	
Arson	1	3	3	0	0	6	0	5	0	0	1	0	0	0	0	0	1	0	0	0	0	0	0	0	
Total Index Crimes Violations:		88	15	15	0	1,212	1	171	0	71	705	0	3	0	261	0	8	22	4	7	11	0	0	0	
Other Offenses:		Non-Hispanic																							
Other Assaults (Return A - 4e)	6	10	10	0	0	964	1	132	0	114	656	0	2	0	59	0	8	16	1	7	7	1	0	0	
Forgery and Counterfeiting	0	0	0	0	0	2	0	2	0	0	0	0	0	0	0	0	0	0	0	0	0	0	0	0	
Fraud	1	1	1	0	0	18	0	0	0	1	11	0	0	0	6	0	0	1	0	0	1	0	0	0	
Embezzlement	1	0	0	0	0	0	0	0	0	0	0	0	0	0	0	0	0	1	0	1	0	0	0	0	
Stolen Property; Buying, Receiving, Possessing	1	0	0	0	0	103	0	8	0	10	64	0	0	0	21	0	0	1	0	0	0	1	0	0	
Vandalism	1	0	0	0	0	101	2	8	0	10	65	0	2	0	14	0	1	2	0	1	1	0	0	0	
Weapons; Carrying, Possessing, etc.	1	3	3	0	0	108	0	32	0	6	57	0	0	0	13	0	2	1	0	0	1	0	0	0	
Total Other Offense Violations:		11	14	14	0	1,296	3	182	0	141	853	0	4	0	113	0	11	22	1	9	10	2	0	0	
Prostitution and Commercialized Vice:		Non-Hispanic																							
Prostitution	0	0	0	0	0	37	0	0	0	0	37	0	0	0	0	0	0	0	0	0	0	0	0	0	
Assisting or Promoting Prostitution	0	0	0	0	0	0	0	0	0	0	0	0	0	0	0	0	0	0	0	0	0	0	0	0	
Purchasing Prostitution	0	0	0	0	0	0	0	0	0	0	0	0	0	0	0	0	0	0	0	0	0	0	0	0	
Sex Offenses (Except Forcible Rape and Prostitution)	2	0	0	0	0	21	0	2	0	1	15	0	1	0	2	0	0	0	0	0	0	0	0	0	
Total Prostitution & Commercialized Vice Violations:		2	0	0	0	58	0	2	0	1	52	0	1	0	2	0	0	0	0	0	0	0	0	0	

Juvenile Arrests - Races State Totals 2017		Carson City So	COUNTY: Churchill	Churchill Co	Fallon PD	COUNTY: Clark	Boulder PD	Clark Co School Dist	College of SNV	Henderson PD	LV Metro	LV Fire & Rescue	Mesquite PD	NLV Fire & Rescue	NLV PD	UNLV PD	Douglas Co	COUNTY: Elko	Carlin PD	Elko PD	Elko CO	West Wendover PD	Esmeralda Co	Eureka Co
Drug Abuse Violations:		Non-Hispanic																						
Sale/Manufacturing:		0	0	0	0	43	0	17	0	9	14	0	3	0	0	0	2	3	0	2	1	0	0	0
Opium or Cocaine and Their Derivatives (Morphine, Heroin, Codeine)		0	0	0	0	2	0	0	0	0	2	0	0	0	0	0	0	0	0	0	0	0	0	0
Marijuana		0	0	0	0	32	0	13	0	7	9	0	3	0	0	0	2	3	0	2	1	0	0	0
Synthetic Narcotics - Manufactured Narcotics Which Can Cause TrueDrug Addiction (Demerol, Methadones)		0	0	0	0	3	0	2	0	0	1	0	0	0	0	0	0	0	0	0	0	0	0	0
Other - Dangerous Nonnarcotic Drugs (Barbiturates, Benzedrine)		0	0	0	0	6	0	2	0	2	2	0	0	0	0	0	0	0	0	0	0	0	0	0
Possession:		28	1	1	0	216	4	30	0	18	137	0	2	0	25	0	18	11	1	5	5	0	0	0
Opium or Cocaine and Their Derivatives (Morphine, Heroin, Codeine)		1	0	0	0	2	0	1	0	0	1	0	0	0	0	0	0	1	0	1	0	0	0	0
Marijuana		27	1	1	0	181	4	20	0	16	120	0	0	0	21	0	18	8	1	4	3	0	0	0
Synthetic Narcotics - Manufactured Narcotics Which Can Cause TrueDrug Addiction (Demerol, Methadones)		0	0	0	0	10	0	2	0	0	8	0	0	0	0	0	0	2	0	0	2	0	0	0
Other - Dangerous Nonnarcotic Drugs (Barbiturates, Benzedrine)		0	0	0	0	23	0	7	0	2	8	0	2	0	4	0	0	0	0	0	0	0	0	0
Total Drug Abuse Violations:		28	1	1	0	259	4	47	0	27	151	0	5	0	25	0	20	14	1	7	6	0	0	0
Gambling:		Non-Hispanic																						
Bookmaking (Horse and Sport Book)		0	0	0	0	0	0	0	0	0	0	0	0	0	0	0	0	0	0	0	0	0	0	0
Numbers and Lottery		0	0	0	0	0	0	0	0	0	0	0	0	0	0	0	0	0	0	0	0	0	0	0
All Other Gambling		0	0	0	0	0	0	0	0	0	0	0	0	0	0	0	0	0	0	0	0	0	0	0
Total Gambling Violations:		0	0	0	0	0	0	0	0	0	0	0	0	0	0	0	0	0	0	0	0	0	0	0
Miscellaneous:		Non-Hispanic																						
Offenses Against the Family and Children		0	0	0	0	2	0	0	0	0	1	0	0	0	1	0	0	4	0	4	0	0	0	0
Driving Under the Influence		2	0	0	0	12	1	0	0	0	10	0	0	0	1	0	1	1	0	0	1	0	0	0
Liquor Laws		64	4	4	0	48	0	1	0	11	31	0	4	0	1	0	46	17	3	12	2	0	0	0
Drunkenness		0	0	0	0	1	1	0	0	0	0	0	0	0	0	0	0	0	0	0	0	0	0	0
Disorderly Conduct		8	0	0	0	98	1	68	0	0	22	0	0	0	7	0	2	6	0	1	5	0	0	0
Vagrancy		2	0	0	0	45	0	0	0	0	45	0	0	0	0	0	0	0	0	0	0	0	0	0
All Other Offenses (Except Traffic)		147	80	80	0	534	0	58	0	39	350	0	8	0	79	0	39	12	0	7	4	1	0	0
Suspicion		0	0	0	0	0	0	0	0	0	0	0	0	0	0	0	0	0	0	0	0	0	0	0
Curfew and Loitering Law Violations		0	0	0	0	198	1	0	0	0	194	0	3	0	0	0	37	2	1	0	1	0	0	0
Runaways		36	16	16	0	55	0	0	0	55	0	0	0	0	0	0	5	21	3	10	8	0	0	0
Total Miscellaneous Violations:		223	84	84	0	740	3	127	0	50	459	0	12	0	89	0	88	40	3	24	12	1	0	0
Human Trafficking:		Non-Hispanic																						
Human Trafficking/ Commercial Sex Acts		0	0	0	0	0	0	0	0	0	0	0	0	0	0	0	0	0	0	0	0	0	0	0
Human Trafficking/ Involuntary Servitude		0	0	0	0	0	0	0	0	0	0	0	0	0	0	0	0	0	0	0	0	0	0	0
Total Human Trafficking Violations:		0	0	0	0	0	0	0	0	0	0	0	0	0	0	0	0	0	0	0	0	0	0	0
Total ASR Race - Juvenile		352	114	114	0	3,565	11	529	0	290	2,220	0	25	0	490	0	127	98	9	47	39	3	0	0

Juvenile Arrests - Races State Totals 2017	COUNTY: Humboldt	Humboldt School Dist	Humboldt Co	Winnemucca PD	Lander Co	Lincoln Co	COUNTY: Lyon	Lyon Co	Yerington PD	Mineral Co	Nye Co	COUNTY: Pershing	Lovelock PD	Pershing Co	Storey Co	COUNTY: Washoe	Reno PD	Reno-Tahoe Airport Auth	Sparks PD	UNR	Washoe School Dist	Washoe Co	Reno Muni Court	White Pine Co	COUNTY: Statewide	NDI	NHP - Southern	NHP - Northeastern	NHP - Northwestern	Capitol Police	Fire Marshal	Secretary of State	Attorney General	Non-Hispanic
Index Crimes:	Non-Hispanic																															YTD		
Murder and Nonnegligent Manslaughter	0	0	0	0	0	0	0	0	0	0	0	0	0	0	0	0	0	0	0	0	0	0	0	0	0	0	0	0	0	0	0	0	4	
Manslaughter by Negligence	0	0	0	0	0	0	0	0	0	0	0	0	0	0	0	0	0	0	0	0	0	0	0	0	0	0	0	0	0	0	0	0	0	
Rape	0	0	0	0	0	0	0	0	0	0	0	0	0	0	0	15	10	0	0	0	0	5	0	0	0	0	0	0	0	0	0	0	49	
Robbery	0	0	0	0	0	0	0	0	0	0	0	0	0	0	0	35	23	0	9	0	0	3	0	0	1	1	0	0	0	0	0	0	271	
Aggravated Assault (Return A - 4a-d)	0	0	0	0	1	0	0	0	0	0	0	0	0	0	0	164	87	0	49	0	11	17	0	1	0	0	0	0	0	0	0	0	494	
Burglary - Breaking or Entering	4	0	0	4	0	0	0	0	0	0	0	0	0	0	0	54	17	0	17	0	3	17	0	0	0	0	0	0	0	0	0	0	279	
Larceny - Theft (Except Motor Vehicle Theft)	1	0	1	0	0	0	0	0	0	0	0	3	1	2	0	170	108	0	45	0	10	7	0	0	0	0	0	0	0	0	0	0	619	
Motor Vehicle Theft	1	0	1	0	0	0	0	0	0	0	3	0	0	0	0	28	9	0	10	0	0	9	0	1	0	0	0	0	0	0	0	0	100	
Arson	0	0	0	0	0	0	0	0	0	0	0	0	0	0	0	1	0	0	0	0	1	0	0	0	0	0	0	0	0	0	0	0	12	
Total Index Crimes Violations:	6	0	2	4	1	0	0	0	0	0	3	3	1	2	0	467	254	0	130	0	25	58	0	2	1	1	0	0	0	0	0	0	0	1,828
Other Offenses:	Non-Hispanic																															YTD		
Other Assaults (Return A - 4e)	5	0	3	2	2	0	0	0	0	0	2	1	1	0	0	233	52	1	12	1	153	14	0	2	1	0	0	0	1	0	0	0	1,250	
Forgery and Counterfeiting	0	0	0	0	0	0	0	0	0	0	0	0	0	0	0	25	0	0	0	0	25	0	0	0	0	0	0	0	0	0	0	0	27	
Fraud	2	0	2	0	0	0	0	0	0	0	0	0	0	0	0	8	2	0	3	0	0	3	0	0	1	0	1	0	0	0	0	0	32	
Embezzlement	0	0	0	0	0	0	0	0	0	0	0	0	0	0	0	2	2	0	0	0	0	0	0	1	0	0	0	0	0	0	0	0	5	
Stolen Property; Buying, Receiving, Possessing	0	0	0	0	0	1	0	0	0	0	0	0	0	0	0	6	3	0	0	0	3	0	0	0	0	0	0	0	0	0	0	0	112	
Vandalism	0	0	0	0	0	0	0	0	0	0	6	2	1	1	0	59	30	0	7	0	15	7	0	0	4	0	3	0	0	1	0	0	176	
Weapons; Carrying, Possessing, etc.	0	0	0	0	0	0	0	0	0	0	1	2	0	2	0	16	8	0	0	0	6	2	0	0	0	0	0	0	0	0	0	0	134	
Total Other Offense Violations:	7	0	5	2	2	1	0	0	0	0	9	5	2	3	0	349	97	1	22	1	202	26	0	3	6	0	4	0	1	1	0	0	0	1,736
Prostitution and Commercialized Vice:	Non-Hispanic																															YTD		
Prostitution	0	0	0	0	0	0	0	0	0	0	0	0	0	0	0	0	0	0	0	0	0	0	0	0	0	0	0	0	0	0	0	0	37	
Assisting or Promoting Prostitution	0	0	0	0	0	0	0	0	0	0	0	0	0	0	0	2	0	0	0	0	2	0	0	0	0	0	0	0	0	0	0	0	2	
Purchasing Prostitution	0	0	0	0	0	0	0	0	0	0	0	0	0	0	0	0	0	0	0	0	0	0	0	0	0	0	0	0	0	0	0	0	0	
Sex Offenses (Except Forcible Rape and Prostitution)	0	0	0	0	0	0	0	0	0	0	0	2	0	2	0	11	5	0	0	0	2	4	0	0	0	0	0	0	0	0	0	0	36	
Total Prostitution & Commercialized Vice Violations:	0	0	0	0	0	0	0	0	0	0	0	2	0	2	0	13	5	0	0	0	4	4	0	0	0	0	0	0	0	0	0	0	75	

Juvenile Arrests - Races State Totals 2017		COUNTY: Humboldt	Humboldt School Dist	Humboldt Co	Winnemucca PD	Lander Co	Lincoln Co	COUNTY: Lyon	Lyon Co	Yerington PD	Mineral Co	Nye Co	COUNTY: Pershing	Lovelock PD	Pershing Co	Storey Co	COUNTY: Washoe	Reno PD	Reno-Tahoe Airport Auth	Sparks PD	UNR	Washoe School Dist	Washoe Co	Reno Muni Court	White Pine Co	COUNTY: Statewide	NDI	NHP - Southern	NHP - Northeastern	NHP - Northwestern	Capitol Police	Fire Marshal	Secretary of State	Attorney General	Non-Hispanic
Drug Abuse Violations:		Non-Hispanic																																	YTD
Sale/Manufacturing:		1	0	0	1	0	0	0	0	0	0	0	0	0	0	0	13	5	0	0	0	7	1	0	0	4	0	4	0	0	0	0	0	0	66
Opium or Cocaine and Their Derivatives (Morphine, Heroin, Codeine)		0	0	0	0	0	0	0	0	0	0	0	0	0	0	0	0	0	0	0	0	0	0	0	0	0	0	0	0	0	0	0	0	2	
Marijuana		1	0	0	1	0	0	0	0	0	0	0	0	0	0	0	12	5	0	0	0	6	1	0	0	4	0	4	0	0	0	0	0	0	54
Synthetic Narcotics - Manufactured Narcotics Which Can Cause TrueDrug Addiction Demerol,Methadones)		0	0	0	0	0	0	0	0	0	0	0	0	0	0	0	0	0	0	0	0	0	0	0	0	0	0	0	0	0	0	0	0	3	
Other - Dangerous Nonnarcotic Drugs (Barbiturates, Benzedrine)		0	0	0	0	0	0	0	0	0	0	0	0	0	0	0	1	0	0	0	0	1	0	0	0	0	0	0	0	0	0	0	0	7	
Possession:		5	0	0	5	0	0	0	0	0	0	1	0	0	0	0	145	18	0	6	2	92	27	0	0	7	0	5	0	2	0	0	0	432	
Opium or Cocaine and Their Derivatives (Morphine, Heroin, Codeine)		0	0	0	0	0	0	0	0	0	0	0	0	0	0	0	2	0	0	0	0	0	2	0	0	0	0	0	0	0	0	0	0	6	
Marijuana		5	0	0	5	0	0	0	0	0	0	1	0	0	0	0	131	18	0	5	2	85	21	0	0	6	0	5	0	1	0	0	0	378	
Synthetic Narcotics - Manufactured Narcotics Which Can Cause TrueDrug Addiction (Demerol, Methadones)		0	0	0	0	0	0	0	0	0	0	0	0	0	0	0	10	0	0	1	0	5	4	0	0	1	0	0	0	1	0	0	0	23	
Other - Dangerous Nonnarcotic Drugs (Barbiturates, Benzedrine)		0	0	0	0	0	0	0	0	0	0	0	0	0	0	0	2	0	0	0	0	2	0	0	0	0	0	0	0	0	0	0	0	25	
Total Drug Abuse Violations:		6	0	0	6	0	0	0	0	0	0	1	0	0	0	0	158	23	0	6	2	99	28	0	0	11	0	9	0	2	0	0	0	498	
Gambling:		Non-Hispanic																																	YTD
Bookmaking (Horse and Sport Book)		0	0	0	0	0	0	0	0	0	0	0	0	0	0	0	0	0	0	0	0	0	0	0	0	0	0	0	0	0	0	0	0	0	
Numbers and Lottery		0	0	0	0	0	0	0	0	0	0	0	0	0	0	0	0	0	0	0	0	0	0	0	0	0	0	0	0	0	0	0	0	0	
All Other Gambling		0	0	0	0	0	0	0	0	0	0	0	0	0	0	0	6	6	0	0	0	0	0	0	0	0	0	0	0	0	0	0	0	6	
Total Gambling Violations:		0	0	0	0	0	0	0	0	0	0	0	0	0	0	0	6	6	0	0	0	0	0	0	0	0	0	0	0	0	0	0	0	6	
Miscellaneous:		Non-Hispanic																																	YTD
Offenses Against the Family and Children		0	0	0	0	0	0	0	0	0	0	0	0	0	0	0	0	0	0	0	0	0	0	0	0	0	0	0	0	0	0	0	0	6	
Driving Under the Influence		0	0	0	0	0	0	0	0	0	0	1	0	0	0	0	7	1	0	2	0	0	4	0	0	10	0	3	0	7	0	0	0	34	
Liquor Laws		2	0	1	1	10	0	0	0	0	2	0	1	0	1	4	153	58	0	14	5	55	21	0	1	0	0	0	0	0	0	0	0	352	
Drunkenness		0	0	0	0	0	0	0	0	0	0	2	0	0	0	0	0	0	0	0	0	0	0	0	1	1	1	0	0	0	0	0	0	5	
Disorderly Conduct		0	0	0	0	0	0	0	0	0	0	1	1	1	0	0	34	1	0	0	0	33	0	0	0	0	0	0	0	0	0	0	0	150	
Vagrancy		0	0	0	0	0	0	0	0	0	0	0	0	0	0	0	0	0	0	0	0	0	0	0	0	0	0	0	0	0	0	0	0	47	
All Other Offenses (Except Traffic)		5	0	2	3	0	0	0	0	0	0	3	0	0	0	0	369	142	0	86	0	64	77	0	6	5	1	2	0	2	0	0	0	1,200	
Suspicion		0	0	0	0	0	0	0	0	0	0	0	0	0	0	0	0	0	0	0	0	0	0	0	0	0	0	0	0	0	0	0	0	0	
Curfew and Loitering Law Violations		2	0	1	1	1	0	0	0	0	0	11	0	0	0	0	82	24	0	16	0	3	39	0	10	0	0	0	0	0	0	0	0	343	
Runaways		13	0	3	10	0	0	0	0	0	0	1	0	0	0	0	0	0	0	0	0	0	0	0	0	3	1	0	0	2	0	0	0	150	
Total Miscellaneous Violations:		7	0	3	4	10	0	0	0	0	2	7	2	1	1	4	563	202	0	102	5	152	102	0	8	16	2	5	0	9	0	0	0	0	1,794
Human Trafficking:		Non-Hispanic																																	YTD
Human Trafficking/ Commercial Sex Acts		0	0	0	0	0	0	0	0	0	0	0	0	0	0	0	0	0	0	0	0	0	0	0	0	0	0	0	0	0	0	0	0	0	
Human Trafficking/ Involuntary Servitude		0	0	0	0	0	0	0	0	0	0	0	0	0	0	0	0	0	0	0	0	0	0	0	0	0	0	0	0	0	0	0	0	0	
Total Human Trafficking Violations:		0	0	0	0	0	0	0	0	0	0	0	0	0	0	0	0	0	0	0	0	0	0	0	0	0	0	0	0	0	0	0	0	0	
Total ASR Race - Juvenile		26	0	10	16	13	1	0	0	0	2	20	12	4	8	4	1,556	587	1	260	8	482	218	0	13	34	3	18	0	12	1	0	0	0	5,937

Juvenile Arrests - Races State Totals 2017	Carson City So	COUNTY: Churchill	Churchill Co	Fallon PD	COUNTY: Clark	Boulder PD	Clark Co School Dist	College of SNV	Henderson PD	LV Metro	LV Fire & Rescue	Mesquite PD	NLV Fire & Rescue	NLV PD	UNLV PD	Douglas Co	COUNTY: Elko	Carlin PD	Elko PD	Elko CO	West Wendover PD	Esmeralda Co	Eureka Co
Index Crimes:	Hispanic																						
Murder and Nonnegligent Manslaughter	0	0	0	0	0	0	0	0	0	0	0	0	0	0	0	0	0	0	0	0	0	0	0
Manslaughter by Negligence	0	0	0	0	0	0	0	0	0	0	0	0	0	0	0	0	0	0	0	0	0	0	0
Rape	0	0	0	0	16	0	0	0	0	16	0	0	0	0	0	0	0	0	0	0	0	0	0
Robbery	3	0	0	0	59	0	2	0	1	49	0	0	0	7	0	0	0	0	0	0	0	0	0
Aggravated Assault (Return A - 4a-d)	1	0	0	0	117	0	44	0	0	44	0	0	0	29	0	0	1	0	0	0	1	0	0
Burglary - Breaking or Entering	0	0	0	0	56	0	24	0	1	28	0	0	0	3	0	1	2	1	0	1	0	0	0
Larceny - Theft (Except Motor Vehicle Theft)	6	0	0	0	140	0	7	0	26	93	0	1	0	13	0	0	2	0	2	0	0	0	0
Motor Vehicle Theft	0	1	1	0	20	0	1	1	1	15	0	0	0	2	0	0	0	0	0	0	0	0	0
Arson	0	0	0	0	2	0	1	0	0	1	0	0	0	0	0	0	0	0	0	0	0	0	0
Total Index Crimes Violations:	10	1	1	0	410	0	79	1	29	246	0	1	0	54	0	1	5	1	2	1	1	0	0
Other Offenses:	Hispanic																						
Other Assaults (Return A - 4e)	0	3	3	0	393	0	43	0	36	260	0	3	0	51	0	1	8	0	2	1	5	0	0
Forgery and Counterfeiting	0	0	0	0	0	0	0	0	0	0	0	0	0	0	0	0	0	0	0	0	0	0	0
Fraud	1	0	0	0	2	0	0	0	0	2	0	0	0	0	0	0	0	0	0	0	0	0	0
Embezzlement	0	0	0	0	0	0	0	0	0	0	0	0	0	0	0	0	0	0	0	0	0	0	0
Stolen Property; Buying, Receiving, Possessing	0	0	0	0	31	0	1	0	1	23	0	1	0	5	0	0	0	0	0	0	0	0	0
Vandalism	0	0	0	0	58	0	4	0	3	38	0	0	0	13	0	0	1	0	1	0	0	0	0
Weapons; Carrying, Possessing, etc.	0	0	0	0	31	0	7	0	0	23	0	0	0	1	0	0	0	0	0	0	0	0	0
Total Other Offense Violations:	1	3	3	0	515	0	55	0	40	346	0	4	0	70	0	1	9	0	3	1	5	0	0
Prostitution and Commercialized Vice:	Hispanic																						
Prostitution	0	0	0	0	5	0	0	0	0	5	0	0	0	0	0	0	0	0	0	0	0	0	0
Assisting or Promoting Prostitution	0	0	0	0	0	0	0	0	0	0	0	0	0	0	0	0	0	0	0	0	0	0	0
Purchasing Prostitution	0	0	0	0	0	0	0	0	0	0	0	0	0	0	0	0	0	0	0	0	0	0	0
Sex Offenses (Except Forcible Rape and Prostitution)	0	0	0	0	4	0	0	0	0	4	0	0	0	0	0	0	0	0	0	0	0	0	0
Total Prostitution & Commercialized Vice Violations:	0	0	0	0	9	0	0	0	0	9	0	0	0	0	0	0	0	0	0	0	0	0	0



Juvenile Arrests - Races State Totals 2017	COUNTY: Humboldt	Humboldt School Dist	Humboldt Co	Winnemucca PD	Lander Co	Lincoln Co	COUNTY: Lyon	Lyon Co	Yerington PD	Mineral Co	Nye Co	COUNTY: Pershing	Lovelock PD	Pershing Co	Storey Co	COUNTY: Washoe	Reno PD	Reno-Tahoe Airport Auth	Sparks PD	UNR	Washoe School Dist	Washoe Co	Reno Muni Court	White Pine Co	COUNTY: Statewide	NDI	NHP - Southern	NHP - Northeastern	NHP - Northwestern	Capitol Police	Fire Marshal	Secretary of State	Attorney General	Hispanic
Index Crimes:	Hispanic																															YTD		
Murder and Nonnegligent Manslaughter	0	0	0	0	0	0	0	0	0	0	0	0	0	0	0	0	0	0	0	0	0	0	0	0	0	0	0	0	0	0	0	0	0	
Manslaughter by Negligence	0	0	0	0	0	0	0	0	0	0	0	0	0	0	0	0	0	0	0	0	0	0	0	0	0	0	0	0	0	0	0	0	0	
Rape	0	0	0	0	0	0	0	0	0	0	0	0	0	0	0	1	0	0	1	0	0	0	0	0	0	0	0	0	0	0	0	0	0	
Robbery	0	0	0	0	0	0	0	0	0	0	0	0	0	0	0	4	1	0	1	0	2	0	0	0	0	0	0	0	0	0	0	0	0	
Aggravated Assault (Return A - 4a-d)	2	0	0	2	0	0	0	0	0	0	0	0	0	0	0	20	2	0	13	0	4	1	0	0	0	0	0	0	0	0	0	0	0	
Burglary - Breaking or Entering	0	0	0	0	0	0	0	0	0	0	0	0	0	0	0	12	3	0	4	0	5	0	0	0	0	0	0	0	0	0	0	0	0	
Larceny - Theft (Except Motor Vehicle Theft)	0	0	0	0	0	0	0	0	0	0	0	1	1	0	0	34	12	0	14	0	8	0	0	0	0	0	0	0	0	0	0	0	0	
Motor Vehicle Theft	0	0	0	0	0	0	0	0	0	0	0	0	0	0	0	3	0	0	3	0	0	0	0	0	0	0	0	0	0	0	0	0	0	
Arson	0	0	0	0	0	0	0	0	0	0	0	0	0	0	0	1	0	0	0	0	1	0	0	0	0	0	0	0	0	0	0	0	0	
Total Index Crimes Violations:	2	0	0	2	0	0	0	0	0	0	0	1	1	0	0	75	18	0	36	0	20	1	0	0	0	0	0	0	0	0	0	0	505	
Other Offenses:	Hispanic																															YTD		
Other Assaults (Return A - 4e)	4	0	0	4	0	0	0	0	0	0	2	0	0	0	0	77	1	0	5	1	70	0	0	0	0	0	0	0	0	0	0	0	488	
Forgery and Counterfeiting	0	0	0	0	0	0	0	0	0	0	0	0	0	0	0	13	0	0	0	0	13	0	0	0	0	0	0	0	0	0	0	0	0	
Fraud	0	0	0	0	0	0	0	0	0	0	0	0	0	0	0	2	1	0	1	0	0	0	0	0	0	0	0	0	0	0	0	0	5	
Embezzlement	0	0	0	0	0	0	0	0	0	0	0	0	0	0	0	0	0	0	0	0	0	0	0	0	0	0	0	0	0	0	0	0	0	
Stolen Property; Buying, Receiving, Possessing	0	0	0	0	0	0	0	0	0	0	0	0	0	0	0	2	0	0	0	0	2	0	0	0	0	0	0	0	0	0	0	0	0	
Vandalism	0	0	0	0	0	0	0	0	0	0	0	0	0	0	0	17	1	0	2	0	14	0	0	0	0	0	0	0	0	0	0	0	0	
Weapons; Carrying, Possessing, etc.	0	0	0	0	0	0	0	0	0	0	0	0	0	0	0	8	0	0	0	0	7	1	0	0	0	0	0	0	0	0	0	0	0	
Total Other Offense Violations:	4	0	0	4	0	0	0	0	0	0	2	0	0	0	0	119	3	0	8	1	106	1	0	0	0	0	0	0	0	0	0	0	654	
Prostitution and Commercialized Vice:	Hispanic																															YTD		
Prostitution	0	0	0	0	0	0	0	0	0	0	0	0	0	0	0	0	0	0	0	0	0	0	0	0	0	0	0	0	0	0	0	0	5	
Assisting or Promoting Prostitution	0	0	0	0	0	0	0	0	0	0	0	0	0	0	0	0	0	0	0	0	0	0	0	0	0	0	0	0	0	0	0	0	0	
Purchasing Prostitution	0	0	0	0	0	0	0	0	0	0	0	0	0	0	0	0	0	0	0	0	0	0	0	0	0	0	0	0	0	0	0	0	0	
Sex Offenses (Except Forcible Rape and Prostitution)	0	0	0	0	0	0	0	0	0	0	0	0	0	0	0	0	0	0	0	0	0	0	0	0	0	0	0	0	0	0	0	0	4	
Total Prostitution & Commercialized Vice Violations:	0	0	0	0	0	0	0	0	0	0	0	0	0	0	0	0	0	0	0	0	0	0	0	0	0	0	0	0	0	0	0	0	9	

Juvenile Arrests - Races State Totals 2017		COUNTY: Humboldt	Humboldt School Dist	Humboldt Co	Winnemucca PD	Lander Co	Lincoln Co	COUNTY: Lyon	Lyon Co	Yerington PD	Mineral Co	Nye Co	COUNTY: Persing	Lovelock PD	Pershing Co	Storey Co	COUNTY: Washoe	Reno PD	Reno-Tahoe Airport Auth	Sparks PD	UNR	Washoe School Dist	Washoe Co	Reno Muni Court	White Pine Co	COUNTY: Statewide	NDI	NHP - Southern	NHP - Northeastern	NHP - Northwestern	Capitol Police	Fire Marshal	Secretary of State	Attorney General	Hispanic
Drug Abuse Violations:		Hispanic																																	YTD
Sale/Manufacturing:		0	0	0	0	0	0	0	0	0	0	0	0	0	0	0	8	0	0	0	0	8	0	0	0	1	0	0	0	1	0	0	0	0	38
Opium or Cocaine and Their Derivatives (Morphine, Heroin, Codeine)		0	0	0	0	0	0	0	0	0	0	0	0	0	0	0	0	0	0	0	0	0	0	0	0	0	0	0	0	0	0	0	0	3	
Marijuana		0	0	0	0	0	0	0	0	0	0	0	0	0	0	0	7	0	0	0	0	7	0	0	0	1	0	0	0	1	0	0	0	0	24
Synthetic Narcotics - Manufactured Narcotics Which Can Cause TrueDrug Addiction Demerol,Methadones)		0	0	0	0	0	0	0	0	0	0	0	0	0	0	0	1	0	0	0	0	1	0	0	0	0	0	0	0	0	0	0	0	5	
Other - Dangerous Nonnarcotic Drugs (Barbiturates, Benzedrine)		0	0	0	0	0	0	0	0	0	0	0	0	0	0	0	0	0	0	0	0	0	0	0	0	0	0	0	0	0	0	0	0	6	
Possession:		1	0	0	1	0	0	0	0	0	0	0	0	0	0	0	78	0	0	2	0	76	0	0	0	2	0	0	0	2	0	0	0	0	216
Opium or Cocaine and Their Derivatives (Morphine, Heroin, Codeine)		0	0	0	0	0	0	0	0	0	0	0	0	0	0	0	0	0	0	0	0	0	0	0	0	0	0	0	0	0	0	0	0	3	
Marijuana		1	0	0	1	0	0	0	0	0	0	0	0	0	0	0	76	0	0	1	0	75	0	0	0	2	0	0	0	2	0	0	0	0	187
Synthetic Narcotics - Manufactured Narcotics Which Can Cause TrueDrug Addiction (Demerol, Methadones)		0	0	0	0	0	0	0	0	0	0	0	0	0	0	0	1	0	0	1	0	0	0	0	0	0	0	0	0	0	0	0	0	11	
Other - Dangerous Nonnarcotic Drugs (Barbiturates, Benzedrine)		0	0	0	0	0	0	0	0	0	0	0	0	0	0	0	1	0	0	0	0	1	0	0	0	0	0	0	0	0	0	0	0	15	
Total Drug Abuse Violations:		1	0	0	1	0	0	0	0	0	0	0	0	0	0	0	86	0	0	2	0	84	0	0	0	3	0	0	0	3	0	0	0	0	254
Gambling:		Hispanic																																	YTD
Bookmaking (Horse and Sport Book)		0	0	0	0	0	0	0	0	0	0	0	0	0	0	0	0	0	0	0	0	0	0	0	0	0	0	0	0	0	0	0	0	0	
Numbers and Lottery		0	0	0	0	0	0	0	0	0	0	0	0	0	0	0	0	0	0	0	0	0	0	0	0	0	0	0	0	0	0	0	0	0	
All Other Gambling		0	0	0	0	0	0	0	0	0	0	0	0	0	0	0	0	0	0	0	0	0	0	0	0	0	0	0	0	0	0	0	0	0	
Total Gambling Violations:		0	0	0	0	0	0	0	0	0	0	0	0	0	0	0	0	0	0	0	0	0	0	0	0	0	0	0	0	0	0	0	0	0	
Miscellaneous:		Hispanic																																	YTD
Offenses Against the Family and Children		0	0	0	0	0	0	0	0	0	0	0	0	0	0	0	0	0	0	0	0	0	0	0	0	0	0	0	0	0	0	0	0	0	
Driving Under the Influence		0	0	0	0	0	0	0	0	0	0	0	0	0	0	0	3	0	0	2	0	0	1	0	0	4	0	0	0	4	0	0	0	13	
Liquor Laws		0	0	0	0	1	0	0	0	0	1	1	0	0	0	1	40	2	0	5	1	30	2	0	1	2	0	0	0	2	0	0	0	96	
Drunkenness		0	0	0	0	0	0	0	0	0	0	0	0	0	0	0	0	0	0	0	0	0	0	1	0	0	0	0	0	0	0	0	0	2	
Disorderly Conduct		0	0	0	0	0	0	0	0	0	0	0	0	0	0	0	10	0	0	0	0	10	0	0	0	0	0	0	0	0	0	0	0	42	
Vagrancy		0	0	0	0	0	0	0	0	0	0	0	0	0	0	0	0	0	0	0	0	0	0	0	0	0	0	0	0	0	0	0	0	17	
All Other Offenses (Except Traffic)		2	0	0	2	0	0	0	0	0	0	0	0	0	0	0	86	13	0	17	0	55	1	0	1	2	1	0	0	1	0	0	0	347	
Suspicion		0	0	0	0	0	0	0	0	0	0	0	0	0	0	0	0	0	0	0	0	0	0	0	0	0	0	0	0	0	0	0	0	0	
Curfew and Loitering Law Violations		2	0	0	2	0	0	0	0	0	0	1	0	0	0	0	11	0	0	4	0	2	5	0	0	0	0	0	0	0	0	0	0	103	
Runaways		2	0	2	0	0	0	0	0	0	0	0	0	0	0	0	0	0	0	0	0	0	0	0	0	0	0	0	0	0	0	0	0	42	
Total Miscellaneous Violations:		2	0	0	2	1	0	0	0	0	1	1	0	0	0	1	139	15	0	24	1	95	4	0	3	8	1	0	0	7	0	0	0	0	517
Human Trafficking:		Hispanic																																	YTD
Human Trafficking/ Commercial Sex Acts		0	0	0	0	0	0	0	0	0	0	0	0	0	0	0	0	0	0	0	0	0	0	0	0	0	0	0	0	0	0	0	0	0	
Human Trafficking/ Involuntary Servitude		0	0	0	0	0	0	0	0	0	0	0	0	0	0	0	0	0	0	0	0	0	0	0	0	0	0	0	0	0	0	0	0	0	
Total Human Trafficking Violations:		0	0	0	0	0	0	0	0	0	0	0	0	0	0	0	0	0	0	0	0	0	0	0	0	0	0	0	0	0	0	0	0	0	
Total ASR Race - Juvenile		9	0	0	9	1	0	0	0	0	1	3	1	1	0	1	419	36	0	70	2	305	6	0	3	11	1	0	0	10	0	0	0	0	1,939



Adult Arrests - Races State Totals 2017	Carson City So	COUNTY: Churchill	Churchill Co	Fallon PD	COUNTY: Clark	Boulder PD	Clark Co School Dist	College of SNV	Henderson PD	LV Metro	LV Fire & Rescue	Mesquite PD	NLV Fire & Rescue	NLV PD	UNLV PD	Douglas Co	COUNTY: Elko	Carlin PD	Elko PD	Elko CO	West Wendover PD	Esmeralda Co	Eureka Co	
Index Crimes: White																								
Murder and Nonnegligent Manslaughter	3	1	0	1	67	0	0	0	4	56	0	1	0	5	1	1	2	0	1	0	1	0	0	
Manslaughter by Negligence	0	0	0	0	4	0	0	0	2	2	0	0	0	0	0	0	0	0	0	0	0	0	0	
Rape	8	0	0	0	140	0	0	0	7	119	0	2	0	12	0	0	0	0	0	0	0	0	0	
Robbery	9	1	0	1	431	0	1	0	47	364	0	2	0	17	0	2	1	0	1	0	0	0	0	
Aggravated Assault (Return A - 4a-d)	257	18	10	8	1,468	1	11	0	73	1,052	1	4	0	326	0	15	54	8	9	26	11	0	2	
Burglary - Breaking or Entering	92	13	7	6	950	1	14	0	154	709	0	10	0	62	0	24	25	0	18	4	3	0	0	
Larceny - Theft (Except Motor Vehicle Theft)	173	31	4	27	2,710	5	1	3	538	1,898	0	47	0	213	5	65	65	2	46	7	10	0	0	
Motor Vehicle Theft	12	1	0	1	233	0	0	0	29	178	0	0	0	24	2	2	13	0	8	3	2	0	0	
Arson	2	1	0	1	10	0	0	0	4	4	0	0	0	2	0	0	3	0	0	1	2	0	0	
Total Index Crimes Violations:	556	66	21	45	6,013	7	27	3	858	4,382	1	66	0	661	8	109	163	10	83	41	29	0	2	
Other Offenses: White																								
Other Assaults (Return A - 4e)	26	53	36	17	7,680	16	5	0	1,087	6,227	1	81	0	255	8	213	164	7	54	71	32	0	2	
Forgery and Counterfeiting	14	4	3	1	194	1	0	0	35	144	0	3	0	11	0	1	29	1	1	11	16	0	0	
Fraud	48	5	3	2	603	1	0	0	79	487	0	3	0	33	0	16	23	1	3	18	1	2	0	
Embezzlement	11	2	0	2	75	0	0	0	11	58	0	0	0	6	0	4	4	0	0	4	0	0	0	
Stolen Property; Buying, Receiving, Possessing	16	3	2	1	841	0	2	0	132	654	0	12	0	41	0	19	21	2	12	5	2	0	0	
Vandalism	18	2	1	1	573	2	2	1	70	444	0	8	0	42	4	21	20	0	1	17	2	1	1	
Weapons; Carrying, Possessing, etc.	11	7	5	2	748	2	9	2	83	595	0	4	0	51	2	10	24	1	4	12	7	4	0	
Total Other Offense Violations:	144	76	50	26	10,714	22	18	3	1,497	8,609	1	111	0	439	14	284	285	12	75	138	60	7	3	
Prostitution and Commercialized Vice: White																								
Prostitution	0	0	0	0	923	0	0	0	1	921	0	0	0	1	0	1	0	0	0	0	0	0	0	
Assisting or Promoting Prostitution	0	0	0	0	7	0	0	0	0	7	0	0	0	0	0	0	0	0	0	0	0	0	0	
Purchasing Prostitution	0	0	0	0	18	0	0	0	0	18	0	0	0	0	0	0	0	0	0	0	0	0	0	
Sex Offenses (Except Forcible Rape and Prostitution)	13	0	0	0	379	0	2	0	19	351	0	2	0	3	2	5	5	2	2	0	1	0	0	
Total Prostitution & Commercialized Vice Violations:	13	0	0	0	1,327	0	2	0	20	1,297	0	2	0	4	2	6	5	2	2	0	1	0	0	
Drug Abuse Violations: White																								
Sale/Manufacturing:		16	0	0	0	734	2	8	1	52	602	0	56	0	12	1	30	22	1	7	8	6	2	0
Opium or Cocaine and Their Derivatives (Morphine, Heroin, Codeine)	10	0	0	0	162	0	0	1	0	157	0	1	0	3	0	6	6	1	3	0	2	0	0	
Marijuana	1	0	0	0	137	0	5	0	2	123	0	5	0	2	0	0	2	0	1	0	1	0	0	
Synthetic Narcotics - Manufactured Narcotics Which Can Cause TrueDrug Addiction Demerol,Methadones)	5	0	0	0	144	2	0	0	2	139	0	0	0	0	1	4	14	0	3	8	3	2	0	
Other - Dangerous Nonnarcotic Drugs (Barbiturates, Benzedrine)	0	0	0	0	291	0	3	0	48	183	0	50	0	7	0	20	0	0	0	0	0	0	0	
Possession:	140	11	3	8	3,840	10	24	6	457	2,771	0	95	0	477	0	129	107	24	26	33	24	3	0	
Opium or Cocaine and Their Derivatives (Morphine, Heroin, Codeine)	88	0	0	0	624	1	2	2	7	552	0	0	0	60	0	7	14	1	8	0	5	0	0	
Marijuana	33	6	2	4	372	1	5	2	50	227	0	31	0	56	0	25	26	8	4	13	1	0	0	
Synthetic Narcotics - Manufactured Narcotics Which Can Cause TrueDrug Addiction (Demerol, Methadones)	19	3	0	3	853	7	3	2	0	830	0	5	0	6	0	0	53	14	14	13	12	0	0	
Other - Dangerous Nonnarcotic Drugs (Barbiturates, Benzedrine)	0	2	1	1	1,991	1	14	0	400	1,162	0	59	0	355	0	97	14	1	0	7	6	3	0	
Total Drug Abuse Violations:	156	11	3	8	4,574	12	32	7	509	3,373	0	151	0	489	1	159	129	25	33	41	30	5	0	

Adult Arrests - Races State Totals 2017		Carson City So	COUNTY: Churchill	Churchill Co	Fallon PD	COUNTY: Clark	Boulder PD	Clark Co School Dist	College of SNV	Henderson PD	LV Metro	LV Fire & Rescue	Mesquite PD	NLV Fire & Rescue	NLV PD	UNLV PD	Douglas Co	COUNTY: Elko	Carlin PD	Elko PD	Elko CO	West Wendover PD	Esmeralda Co	Eureka Co
Gambling:		White																						
Bookmaking (Horse and Sport Book)		0	0	0	0	0	0	0	0	0	0	0	0	0	0	0	0	0	0	0	0	0	0	0
Numbers and Lottery		0	0	0	0	0	0	0	0	0	0	0	0	0	0	0	0	0	0	0	0	0	0	0
All Other Gambling		0	0	0	0	11	0	0	0	0	0	0	11	0	0	0	5	2	0	0	0	2	0	0
Total Gambling Violations:		0	0	0	0	11	0	0	0	0	0	0	11	0	0	0	5	2	0	0	0	2	0	0
Miscellaneous:		White																						
Offenses Against the Family and Children		40	19	2	17	177	2	0	0	70	88	0	1	0	15	1	18	21	2	4	14	1	2	1
Driving Under the Influence		157	77	34	43	3,888	52	6	2	511	2,974	0	96	0	244	3	158	175	29	46	65	35	8	2
Liquor Laws		64	7	6	1	705	5	0	1	69	608	0	13	0	3	6	109	55	3	35	15	2	3	0
Drunkenness		0	19	6	13	0	0	0	0	0	0	0	0	0	0	0	15	5	1	1	3	0	0	0
Disorderly Conduct		33	18	8	10	462	14	1	1	15	317	1	54	0	59	0	95	77	2	20	51	4	1	0
Vagrancy		1	0	0	0	1,131	0	2	0	1	1,119	0	9	0	0	0	2	0	0	0	0	0	0	0
All Other Offenses (Except Traffic)		1,523	396	232	164	20,022	22	20	14	3,255	15,795	0	78	0	827	11	436	968	151	342	357	118	42	1
Suspicion		0	0	0	0	0	0	0	0	0	0	0	0	0	0	0	0	0	0	0	0	0	0	0
Total Miscellaneous Violations:		1,818	536	288	248	26,385	95	29	18	3,921	20,901	1	251	0	1,148	21	833	1,301	188	448	505	160	56	4
Human Trafficking:		White																						
Human Trafficking/ Commercial Sex Acts		0	0	0	0	7	0	0	0	0	7	0	0	0	0	0	0	0	0	0	0	0	0	0
Human Trafficking/ Involuntary Servitude		0	0	0	0	0	0	0	0	0	0	0	0	0	0	0	0	0	0	0	0	0	0	0
Total Human Trafficking Violations:		0	0	0	0	7	0	0	0	0	7	0	0	0	0	0	0	0	0	0	0	0	0	0
Total ASR Race - Adult		2,687	689	362	327	49,031	136	108	31	6,805	38,569	3	592	0	2,741	46	1,396	1,885	237	641	725	282	68	9

Adult Arrests - Races State Totals 2017		COUNTY: Humboldt	Humboldt School Dist	Humboldt Co	Winnemucca PD	Lander Co	Lincoln Co	COUNTY: Lyon	Lyon Co	Yerington PD	Mineral Co	Nye Co	COUNTY: Pershing	Lovelock PD	Pershing Co	Storey Co	COUNTY: Washoe	Reno PD	Reno-Tahoe Air port Auth	Sparks PD	UNR	Washoe School Dist	Washoe Co	Reno Muni Court	White Pine Co	COUNTY: Statewide	NDI	NHP - Southern	NHP - Northeastern	NHP - Northwestern	Capitol Police	Fire Marshal	Secretary of State	Attorney General	White
Index Crimes:		White																																	YTD
Murder and Nonnegligent Manslaughter	0	0	0	0	0	0	0	3	3	0	0	1	0	0	0	0	2	0	0	0	0	0	2	0	0	4	3	0	0	0	0	0	0	1	84
Manslaughter by Negligence	0	0	0	0	0	0	0	0	0	0	0	0	0	0	0	0	0	0	0	0	0	0	0	0	0	3	0	3	0	0	0	0	0	0	7
Rape	0	0	0	0	0	0	0	4	4	0	0	0	1	0	1	0	38	15	0	9	0	0	14	0	0	0	0	0	0	0	0	0	0	0	191
Robbery	0	0	0	0	0	0	0	0	0	0	0	0	0	0	0	0	159	109	0	33	0	0	17	0	1	2	2	0	0	0	0	0	0	0	606
Aggravated Assault (Return A - 4a-d)	8	0	4	4	8	2	51	50	1	1	35	1	1	1	0	3	1,269	612	0	347	1	0	308	1	1	6	0	2	0	3	0	0	0	1	3,199
Burglary - Breaking or Entering	8	0	2	6	7	9	38	37	1	1	0	2	0	2	0	0	848	538	0	191	0	0	119	0	12	19	17	0	0	0	2	0	0	0	2,048
Larceny - Theft (Except Motor Vehicle Theft)	24	0	0	24	1	3	73	71	2	5	4	0	0	0	0	6	811	577	0	193	2	1	38	0	0	7	1	0	1	0	0	0	0	5	3,978
Motor Vehicle Theft	1	0	0	1	2	3	15	14	1	1	0	5	1	4	0	0	270	133	0	70	0	0	67	0	5	8	7	0	1	0	0	0	0	0	571
Arson	2	0	2	0	0	0	1	1	0	0	0	0	0	0	0	0	14	7	0	3	0	0	4	0	1	0	0	0	0	0	0	0	0	0	34
Total Index Crimes Violations:		43	0	8	35	18	17	185	180	5	8	40	9	2	7	9	3,411	1,991	0	846	3	1	569	1	20	49	30	5	2	3	2	0	0	7	10,718
Other Offenses:		White																																	YTD
Other Assaults (Return A - 4e)	35	0	14	21	18	10	217	195	22	13	21	11	5	6	1	530	352	1	107	11	9	50	0	9	24	3	6	5	9	1	0	0	0	9,027	
Forgery and Counterfeiting	0	0	0	0	1	0	7	7	0	0	19	0	0	0	0	0	53	40	0	7	0	0	6	0	1	12	3	5	0	3	0	0	0	1	335
Fraud	3	0	1	2	3	0	28	27	1	11	31	2	1	1	1	1	291	166	0	60	0	2	63	0	1	72	9	26	5	9	1	0	1	21	1,140
Embezzlement	0	0	0	0	2	1	9	9	0	1	4	0	0	0	0	0	41	27	0	9	0	0	5	0	0	3	0	0	1	0	0	0	0	2	157
Stolen Property; Buying, Receiving, Possessing	4	0	2	2	4	2	22	22	0	0	0	0	0	0	0	0	163	78	2	41	4	1	37	0	2	11	8	0	0	3	0	0	0	0	1,108
Vandalism	4	0	0	4	1	1	12	12	0	3	16	0	0	0	0	1	228	151	0	39	1	0	37	0	3	27	6	15	1	5	0	0	0	0	932
Weapons; Carrying, Possessing, etc.	9	0	4	5	4	4	17	15	2	5	39	0	0	0	0	0	156	92	12	18	5	1	28	0	6	76	5	40	11	19	1	0	0	0	1,120
Total Other Offense Violations:		55	0	21	34	33	18	312	287	25	33	130	13	6	7	3	1,462	906	15	281	21	13	226	0	22	225	34	92	23	48	3	0	1	24	13,819
Prostitution and Commercialized Vice:		White																																	YTD
Prostitution	0	0	0	0	0	0	4	4	0	0	7	0	0	0	0	0	39	38	0	0	0	0	1	0	0	1	0	1	0	0	0	0	0	0	975
Assisting or Promoting Prostitution	0	0	0	0	0	0	0	0	0	0	0	0	0	0	0	0	0	0	0	0	0	0	0	0	0	2	0	0	0	2	0	0	0	0	9
Purchasing Prostitution	1	0	1	0	0	0	0	0	0	0	0	1	0	0	0	0	1	0	1	0	0	0	0	0	0	1	0	0	1	0	0	0	0	0	22
Sex Offenses (Except Forcible Rape and Prostitution)	3	0	0	3	1	0	4	4	0	0	0	0	0	0	0	0	74	42	0	18	1	0	13	0	2	0	0	0	0	0	0	0	0	0	486
Total Prostitution & Commercialized Vice Violations:		4	0	1	3	1	0	8	8	0	0	8	0	0	0	0	114	80	1	18	1	0	14	0	2	4	0	1	1	2	0	0	0	0	1,492
Drug Abuse Violations:		White																																	YTD
Sale/Manufacturing:		2	0	0	2	0	3	35	34	1	18	12	20	0	20	2	44	16	2	9	1	0	16	0	3	93	60	11	8	12	1	0	1	0	1,036
Opium or Cocaine and Their Derivatives (Morphine, Heroin, Codeine)	0	0	0	0	0	0	0	0	0	2	0	5	0	5	1	33	11	0	9	0	0	13	0	0	1	1	0	0	0	0	0	0	0	0	226
Marijuana	0	0	0	0	0	0	1	1	0	0	0	0	0	0	0	0	7	4	0	0	0	0	3	0	0	20	2	5	4	8	0	0	1	0	168
Synthetic Narcotics - Manufactured Narcotics Which Can Cause TrueDrug Addiction (Demerol, Methadones)	2	0	0	2	0	0	28	27	1	11	12	2	0	2	0	4	1	2	0	1	0	0	0	3	63	52	3	4	3	1	0	0	0	0	294
Other - Dangerous Nonnarcotic Drugs (Barbiturates, Benzredrine)	0	0	0	0	0	3	6	6	0	5	0	13	0	13	1	0	0	0	0	0	0	0	0	0	9	5	3	0	1	0	0	0	0	348	
Possession:		6	0	5	1	2	14	94	92	2	26	16	139	0	139	0	105	23	3	11	25	10	33	0	24	121	66	22	11	22	0	0	0	0	4,777
Opium or Cocaine and Their Derivatives (Morphine, Heroin, Codeine)	2	0	2	0	0	0	1	1	0	0	0	32	0	32	0	6	0	3	0	3	0	0	0	0	3	1	0	1	1	0	0	0	0	777	
Marijuana	3	0	2	1	2	3	15	15	0	8	6	5	0	5	0	61	11	0	7	12	6	25	0	0	35	5	15	7	8	0	0	0	0	0	600
Synthetic Narcotics - Manufactured Narcotics Which Can Cause TrueDrug Addiction (Demerol, Methadones)	0	0	0	0	0	0	52	50	2	10	7	5	0	5	0	34	12	0	3	9	4	6	0	24	59	46	7	0	6	0	0	0	0	1,119	
Other - Dangerous Nonnarcotic Drugs (Barbiturates, Benzredrine)	1	0	1	0	0	11	26	26	0	8	3	97	0	97	0	4	0	0	1	1	0	2	0	0	24	14	0	3	7	0	0	0	0	0	2,281
Total Drug Abuse Violations:		8	0	5	3	2	17	129	126	3	44	28	159	0	159	2	149	39	5	20	26	10	49	0	27	214	126	33	19	34	1	0	1	0	5,813

Adult Arrests - Races State Totals 2017	COUNTY: Humboldt	Humboldt School Dist	Humboldt Co	Winnemucca PD	Lander Co	Lincoln Co	COUNTY: Lyon	Lyon Co	Yerington PD	Mineral Co	Nye Co	COUNTY: Pershing	Lovelock PD	Pershing Co	Storey Co	COUNTY: Washoe	Reno PD	Reno-Tahoe Airport Auth	Sparks PD	UNR	Washoe School Dist	Washoe Co	Reno Muni Court	White Pine Co	COUNTY: Statewide	NDI	NHP - Southern	NHP - Northeastern	NHP - Northwestern	Capitol Police	Fire Marshal	Secretary of State	Attorney General	White
	Gambling:																																White	YTD
	Bookmaking (Horse and Sport Book)	0	0	0	0	0	0	0	0	0	0	0	0	0	0	0	0	0	0	0	0	0	0	0	0	0	0	0	0	0	0	0	0	
	Numbers and Lottery	0	0	0	0	0	0	0	0	0	0	0	0	0	0	0	0	0	0	0	0	0	0	0	0	0	0	0	0	0	0	0	0	0
	All Other Gambling	1	0	0	1	0	0	0	0	0	2	0	0	0	0	0	1	1	0	0	0	0	0	0	0	0	0	0	0	0	0	0	0	22
Total Gambling Violations:	1	0	0	1	0	0	0	0	0	2	0	0	0	0	0	1	1	0	0	0	0	0	0	0	0	0	0	0	0	0	0	0	22	
Miscellaneous:																																White	YTD	
Offenses Against the Family and Children	4	0	2	2	5	2	31	30	1	7	40	4	1	3	9	269	164	0	46	0	0	59	0	11	43	1	25	2	15	0	0	0	0	703
Driving Under the Influence	26	0	21	5	16	1	105	101	4	48	98	9	2	7	12	1,351	705	3	242	10	2	389	0	10	2,289	7	1,400	174	707	1	0	0	0	8,430
Liquor Laws	4	0	3	1	8	1	19	16	3	7	5	4	0	4	3	1,386	1,210	0	46	96	5	29	0	2	23	0	10	4	9	0	0	0	2,405	
Drunkenness	2	0	0	2	0	0	14	13	1	27	71	0	0	0	0	1	0	0	0	0	1	0	0	1	17	4	4	2	7	0	0	0	172	
Disorderly Conduct	6	0	1	5	1	7	36	33	3	20	16	4	4	0	1	161	100	0	37	0	0	24	0	14	3	1	1	0	0	1	0	0	955	
Vagrancy	5	0	5	0	0	0	2	0	2	2	0	0	0	0	0	42	42	0	0	0	0	0	0	0	0	0	0	0	0	0	0	0	1,185	
All Other Offenses (Except Traffic)	78	0	23	55	75	9	261	248	13	74	765	48	7	41	113	8,391	4,760	13	1,594	11	11	2,002	0	125	1,517	102	870	113	421	6	0	0	5	34,844
Suspicion	0	0	0	0	0	0	0	0	0	0	0	0	0	0	0	0	0	0	0	0	0	0	0	0	0	0	0	0	0	0	0	0	0	
Total Miscellaneous Violations:	125	0	55	70	105	20	468	441	27	185	995	69	14	55	138	11,601	6,981	16	1,965	117	19	2,503	0	163	3,892	115	2,310	295	1,159	8	0	0	5	48,694
Human Trafficking:																																White	YTD	
Human Trafficking/ Commercial Sex Acts	0	0	0	0	0	0	0	0	0	0	0	0	0	0	0	0	0	0	0	0	0	0	0	0	6	0	0	6	0	0	0	0	13	
Human Trafficking/ Involuntary Servitude	0	0	0	0	0	0	0	0	0	0	0	0	0	0	0	0	0	0	0	0	0	0	0	0	0	0	0	0	0	0	0	0	0	
Total Human Trafficking Violations:	0	0	0	0	0	0	0	0	0	0	0	0	0	0	0	0	0	0	0	0	0	0	0	0	6	0	0	6	0	0	0	0	13	
Total ASR Race - Adult	236	0	90	146	159	72	1,102	1,042	60	272	1,201	250	22	228	152	16,738	9,998	37	3,130	168	43	3,361	1	234	4,390	305	2,441	346	1,246	14	0	2	36	80,571

Adult Arrests - Races State Totals 2017	Carson City So	COUNTY: Churchill	Churchill Co	Fallon PD	COUNTY: Clark	Boulder PD	Clark Co School Dist	College of SNV	Henderson PD	LV Metro	LV Fire & Rescue	Mesquite PD	NLV Fire & Rescue	NLV PD	UNLV PD	Douglas Co	COUNTY: Elko	Carlin PD	Elko PD	Elko CO	West Wendover PD	Emeralda Co	Eureka Co
<b>Index Crimes:</b>	<b>Black</b>																						
Murder and Nonnegligent Manslaughter	0	0	0	0	66	0	0	0	3	54	0	0	0	9	0	0	0	0	0	0	0	0	0
Manslaughter by Negligence	0	0	0	0	0	0	0	0	0	0	0	0	0	0	0	0	0	0	0	0	0	0	0
Rape	0	2	1	1	66	0	0	0	7	50	0	1	0	8	0	1	0	0	0	0	0	0	0
Robbery	0	0	0	0	522	0	2	0	30	438	0	0	0	51	1	0	0	0	0	0	0	0	0
Aggravated Assault (Return A - 4a-d)	13	1	0	1	1,275	0	13	0	15	902	0	1	0	343	1	0	1	0	0	1	0	0	0
Burglary - Breaking or Entering	6	0	0	0	629	0	5	0	55	474	0	1	0	93	1	3	0	0	0	0	0	0	0
Larceny - Theft (Except Motor Vehicle Theft)	4	3	1	2	1,343	1	0	3	146	1,048	0	8	0	133	4	5	1	0	0	1	0	0	0
Motor Vehicle Theft	1	0	0	0	99	0	1	0	5	74	0	0	0	18	1	0	1	0	1	0	0	0	0
Arson	0	0	0	0	5	0	0	0	0	2	0	0	0	3	0	0	0	0	0	0	0	0	0
<b>Total Index Crimes Violations:</b>	<b>24</b>	<b>6</b>	<b>2</b>	<b>4</b>	<b>4,005</b>	<b>1</b>	<b>21</b>	<b>3</b>	<b>261</b>	<b>3,042</b>	<b>0</b>	<b>11</b>	<b>0</b>	<b>658</b>	<b>8</b>	<b>9</b>	<b>3</b>	<b>0</b>	<b>1</b>	<b>2</b>	<b>0</b>	<b>0</b>	<b>0</b>
<b>Other Offenses:</b>	<b>Black</b>																						
Other Assaults (Return A - 4e)	5	5	2	3	4,441	0	8	0	324	3,875	0	3	0	229	2	12	4	0	3	0	1	0	0
Forgery and Counterfeiting	0	0	0	0	109	0	1	0	10	93	0	0	0	5	0	0	0	0	0	0	0	0	0
Fraud	1	0	0	0	318	0	0	0	21	278	0	0	0	19	0	1	0	0	0	0	0	0	0
Embezzlement	0	0	0	0	48	0	0	0	3	42	0	0	0	3	0	0	0	0	0	0	0	0	0
Stolen Property; Buying, Receiving, Possessing	0	0	0	0	452	0	3	0	28	377	0	0	0	42	2	2	0	0	0	0	0	0	0
Vandalism	0	0	0	0	322	0	1	0	9	281	0	0	0	31	0	1	1	0	1	0	0	0	0
Weapons; Carrying, Possessing, etc.	0	0	0	0	637	0	4	2	26	567	0	0	0	38	0	2	1	0	1	0	0	0	0
<b>Total Other Offense Violations:</b>	<b>6</b>	<b>5</b>	<b>2</b>	<b>3</b>	<b>6,327</b>	<b>0</b>	<b>17</b>	<b>2</b>	<b>421</b>	<b>5,513</b>	<b>0</b>	<b>3</b>	<b>0</b>	<b>367</b>	<b>4</b>	<b>18</b>	<b>6</b>	<b>0</b>	<b>5</b>	<b>0</b>	<b>1</b>	<b>0</b>	<b>0</b>
<b>Prostitution and Commercialized Vice:</b>	<b>Black</b>																						
Prostitution	0	0	0	0	1,395	0	0	0	0	1,395	0	0	0	0	0	2	0	0	0	0	0	0	0
Assisting or Promoting Prostitution	0	0	0	0	13	0	0	0	0	13	0	0	0	0	0	0	0	0	0	0	0	0	0
Purchasing Prostitution	0	0	0	0	6	0	0	0	0	6	0	0	0	0	0	0	0	0	0	0	0	0	0
Sex Offenses (Except Forcible Rape and Prostitution)	1	2	0	2	169	0	1	0	5	162	0	0	0	0	1	1	0	0	0	0	0	0	0
<b>Total Prostitution &amp; Commercialized Vice Violations:</b>	<b>1</b>	<b>2</b>	<b>0</b>	<b>2</b>	<b>1,583</b>	<b>0</b>	<b>1</b>	<b>0</b>	<b>5</b>	<b>1,576</b>	<b>0</b>	<b>0</b>	<b>0</b>	<b>0</b>	<b>1</b>	<b>3</b>	<b>0</b>	<b>0</b>	<b>0</b>	<b>0</b>	<b>0</b>	<b>0</b>	<b>0</b>
<b>Drug Abuse Violations:</b>	<b>Black</b>																						
<b>Sale/Manufacturing:</b>	<b>0</b>	<b>1</b>	<b>0</b>	<b>1</b>	<b>645</b>	<b>0</b>	<b>4</b>	<b>0</b>	<b>8</b>	<b>627</b>	<b>0</b>	<b>1</b>	<b>0</b>	<b>5</b>	<b>0</b>	<b>1</b>	<b>1</b>	<b>0</b>	<b>0</b>	<b>1</b>	<b>0</b>	<b>0</b>	<b>0</b>
Opium or Cocaine and Their Derivatives (Morphine, Heroin, Codeine)	0	0	0	0	200	0	0	0	0	199	0	0	0	1	0	0	0	0	0	0	0	0	0
Marijuana	0	0	0	0	298	0	2	0	0	294	0	0	0	2	0	0	0	0	0	0	0	0	0
Synthetic Narcotics - Manufactured Narcotics Which Can Cause TrueDrug Addiction (Demerol, Methadones)	0	0	0	0	54	0	1	0	0	53	0	0	0	0	0	0	1	0	0	1	0	0	0
Other - Dangerous Nonnarcotic Drugs (Barbiturates, Benzedrine)	0	1	0	1	93	0	1	0	8	81	0	1	0	2	0	1	0	0	0	0	0	0	0
<b>Possession:</b>	<b>2</b>	<b>2</b>	<b>0</b>	<b>2</b>	<b>1,598</b>	<b>0</b>	<b>7</b>	<b>2</b>	<b>59</b>	<b>1,338</b>	<b>0</b>	<b>2</b>	<b>0</b>	<b>190</b>	<b>0</b>	<b>4</b>	<b>1</b>	<b>0</b>	<b>1</b>	<b>0</b>	<b>0</b>	<b>0</b>	<b>0</b>
Opium or Cocaine and Their Derivatives (Morphine, Heroin, Codeine)	0	0	0	0	288	0	0	0	1	263	0	0	0	24	0	0	1	0	1	0	0	0	0
Marijuana	2	1	0	1	321	0	4	2	21	254	0	1	0	39	0	0	0	0	0	0	0	0	0
Synthetic Narcotics - Manufactured Narcotics Which Can Cause TrueDrug Addiction (Demerol, Methadones)	0	0	0	0	341	0	0	0	1	336	0	0	0	4	0	0	0	0	0	0	0	0	0
Other - Dangerous Nonnarcotic Drugs (Barbiturates, Benzedrine)	0	1	0	1	648	0	3	0	36	485	0	1	0	123	0	4	0	0	0	0	0	0	0
<b>Total Drug Abuse Violations:</b>	<b>2</b>	<b>3</b>	<b>0</b>	<b>3</b>	<b>2,243</b>	<b>0</b>	<b>11</b>	<b>2</b>	<b>67</b>	<b>1,965</b>	<b>0</b>	<b>3</b>	<b>0</b>	<b>195</b>	<b>0</b>	<b>5</b>	<b>2</b>	<b>0</b>	<b>1</b>	<b>1</b>	<b>0</b>	<b>0</b>	<b>0</b>

Adult Arrests - Races State Totals 2017	Carson City So	COUNTY: Churchill	Churchill Co	Fallon PD	COUNTY: Clark	Boulder PD	Clark Co School Dist	College of SNV	Henderson PD	LV Metro	LV Fire & Rescue	Mesquite PD	NLV Fire & Rescue	NLV PD	UNLV PD	Douglas Co	COUNTY: Elko	Carlin PD	Elko PD	Elko CO	West Wendover PD	Esmeralda Co	Eureka Co
<b>Gambling:</b>	<b>Black</b>																						
Bookmaking (Horse and Sport Book)	0	0	0	0	0	0	0	0	0	0	0	0	0	0	0	0	0	0	0	0	0	0	0
Numbers and Lottery	0	0	0	0	0	0	0	0	0	0	0	0	0	0	0	0	0	0	0	0	0	0	0
All Other Gambling	0	0	0	0	0	0	0	0	0	0	0	0	0	0	0	0	0	0	0	0	0	0	0
Total Gambling Violations:	0	0	0	0	0	0	0	0	0	0	0	0	0	0	0	0	0	0	0	0	0	0	0
<b>Miscellaneous:</b>	<b>Black</b>																						
Offenses Against the Family and Children	2	0	0	0	117	0	0	0	34	70	0	0	0	13	0	1	1	0	1	0	0	0	0
Driving Under the Influence	0	3	0	3	1,023	5	2	0	52	867	0	2	0	95	0	5	2	0	1	1	0	0	0
Liquor Laws	2	0	0	0	317	2	0	0	11	301	0	0	0	3	0	0	0	0	0	0	0	0	0
Drunkenness	0	0	0	0	1	0	0	0	0	0	0	0	0	1	0	0	0	0	0	0	0	0	0
Disorderly Conduct	2	0	0	0	257	1	3	0	6	197	0	3	0	47	0	2	5	0	3	2	0	0	0
Vagrancy	0	0	0	0	366	0	2	0	0	364	0	0	0	0	0	0	0	0	0	0	0	0	0
All Other Offenses (Except Traffic)	56	33	17	16	12,069	2	29	5	972	10,212	0	4	0	839	6	23	33	2	19	11	1	3	0
Suspicion	0	0	0	0	0	0	0	0	0	0	0	0	0	0	0	0	0	0	0	0	0	0	0
Total Miscellaneous Violations:	62	36	17	19	14,150	10	36	5	1,075	12,011	0	9	0	998	6	31	41	2	24	14	1	3	0
<b>Human Trafficking:</b>	<b>Black</b>																						
Human Trafficking/ Commercial Sex Acts	0	0	0	0	26	0	0	0	0	26	0	0	0	0	0	0	0	0	0	0	0	0	0
Human Trafficking/ Involuntary Servitude	0	0	0	0	0	0	0	0	0	0	0	0	0	0	0	0	0	0	0	0	0	0	0
Total Human Trafficking Violations:	0	0	0	0	26	0	0	0	0	26	0	0	0	0	0	0	0	0	0	0	0	0	0
<b>Total ASR Race - Adult</b>	<b>95</b>	<b>52</b>	<b>21</b>	<b>31</b>	<b>28,334</b>	<b>11</b>	<b>86</b>	<b>12</b>	<b>1,829</b>	<b>24,133</b>	<b>0</b>	<b>26</b>	<b>0</b>	<b>2,218</b>	<b>19</b>	<b>66</b>	<b>52</b>	<b>2</b>	<b>31</b>	<b>17</b>	<b>2</b>	<b>3</b>	<b>0</b>

Adult Arrests - Races State Totals 2017	COUNTY: Humboldt	Humboldt School Dist	Humboldt Co	Winnemucca PD	Lander Co	Lincoln Co	COUNTY: Lyon	Lyon Co	Yerington PD	Mineral Co	Nye Co	COUNTY: Persing	Lovelock PD	Pershing Co	Storey Co	COUNTY: Washoe	Reno PD	Reno-Tahoe Airport Auth	Sparks PD	UNR	Washoe School Dist	Washoe Co	Reno Muni Court	White Pine Co	COUNTY: Statewide	NDI	NHP - Southern	NHP - Northeastern	NHP - Northwestern	Capitol Police	Fire Marshal	Secretary of State	Attorney General	Black	
Index Crimes:	Black																																YTD		
Murder and Nonnegligent Manslaughter	0	0	0	0	0	0	0	0	0	0	1	0	0	0	0	0	0	0	0	0	0	0	0	0	0	0	0	0	0	0	0	0	0	67	
Manslaughter by Negligence	0	0	0	0	0	0	0	0	0	0	0	0	0	0	0	0	0	0	0	0	0	0	0	0	0	0	0	0	0	0	0	0	0	0	
Rape	0	0	0	0	0	0	0	0	0	0	0	0	0	0	0	5	1	0	3	0	0	1	0	0	0	0	0	0	0	0	0	0	0	74	
Robbery	0	0	0	0	0	0	0	0	0	0	0	0	0	0	0	62	43	0	16	0	0	3	0	0	2	1	0	0	0	1	0	0	0	586	
Aggravated Assault (Return A - 4a-d)	0	0	0	0	0	0	0	0	0	0	6	0	0	0	0	193	122	0	43	0	0	28	0	0	0	0	0	0	0	0	0	0	0	1,489	
Burglary - Breaking or Entering	0	0	0	0	0	0	0	0	0	0	0	0	0	0	0	90	60	0	23	0	1	6	0	0	1	1	0	0	0	0	0	0	0	729	
Larceny - Theft (Except Motor Vehicle Theft)	0	0	0	0	0	0	3	3	0	2	0	0	0	0	0	84	56	0	25	1	0	2	0	0	2	0	0	0	0	1	0	0	1	1,447	
Motor Vehicle Theft	0	0	0	0	0	0	0	0	0	0	0	0	0	0	0	43	33	0	8	0	0	2	0	0	1	1	0	0	0	0	0	0	0	145	
Arson	0	0	0	0	0	0	0	0	0	0	0	0	0	0	0	2	2	0	0	0	0	0	0	0	0	0	0	0	0	0	0	0	0	7	
Total Index Crimes Violations:	0	0	0	0	0	0	3	3	0	2	7	0	0	0	0	479	317	0	118	1	1	42	0	0	6	3	0	0	0	2	0	0	1	4,544	
Other Offenses:	Black																																YTD		
Other Assaults (Return A - 4e)	2	0	0	2	0	0	2	2	0	0	1	1	0	1	0	105	87	1	8	1	1	7	0	1	4	0	2	0	1	1	0	0	0	4,583	
Forgery and Counterfeiting	0	0	0	0	0	0	0	0	0	0	3	0	0	0	0	13	8	0	3	0	0	2	0	0	1	1	0	0	0	0	0	0	0	126	
Fraud	0	0	0	0	0	0	0	0	0	1	3	0	0	0	0	34	25	0	4	0	0	5	0	0	12	2	5	0	3	0	0	0	0	2	370
Embezzlement	0	0	0	0	0	0	0	0	0	0	0	0	0	0	0	2	0	0	1	1	0	0	0	1	2	0	2	0	0	0	0	0	0	53	
Stolen Property; Buying, Receiving, Possessing	0	0	0	0	0	0	1	1	0	0	0	0	0	0	0	17	11	0	2	0	1	3	0	1	3	2	0	0	1	0	0	0	0	476	
Vandalism	0	0	0	0	0	0	0	0	0	0	2	0	0	0	0	33	26	0	2	0	0	5	0	0	3	0	2	1	0	0	0	0	0	362	
Weapons; Carrying, Possessing, etc.	0	0	0	0	0	0	1	1	0	1	5	0	0	0	0	30	20	0	5	1	0	4	0	0	16	3	10	2	1	0	0	0	0	693	
Total Other Offense Violations:	2	0	0	2	0	0	4	4	0	2	14	1	0	1	0	234	177	1	25	3	2	26	0	3	41	8	21	3	6	1	0	0	2	6,663	
Prostitution and Commercialized Vice:	Black																																YTD		
Prostitution	0	0	0	0	0	0	0	0	0	0	0	0	0	0	0	13	13	0	0	0	0	0	0	0	7	0	7	0	0	0	0	0	0	1,417	
Assisting or Promoting Prostitution	0	0	0	0	0	0	0	0	0	0	0	0	0	0	0	0	0	0	0	0	0	0	0	0	0	0	0	0	0	0	0	0	0	13	
Purchasing Prostitution	0	0	0	0	0	0	0	0	0	0	0	0	0	0	0	0	0	0	0	0	0	0	0	0	0	0	0	0	0	0	0	0	0	6	
Sex Offenses (Except Forcible Rape and Prostitution)	0	0	0	0	0	0	1	1	0	0	0	0	0	0	0	8	4	0	0	0	0	4	0	0	0	0	0	0	0	0	0	0	0	0	182
Total Prostitution & Commercialized Vice Violations:	0	0	0	0	0	0	1	1	0	0	0	0	0	0	0	21	17	0	0	0	0	4	0	0	7	0	7	0	0	0	0	0	0	0	1,618
Drug Abuse Violations:	Black																																YTD		
Sale/Manufacturing:	0	0	0	0	0	0	0	0	0	0	0	0	0	0	0	4	3	0	0	0	0	1	0	0	9	3	3	2	1	0	0	0	0	661	
Opium or Cocaine and Their Derivatives (Morphine, Heroin, Codeine)	0	0	0	0	0	0	0	0	0	0	0	0	0	0	0	4	3	0	0	0	0	1	0	0	0	0	0	0	0	0	0	0	0	204	
Marijuana	0	0	0	0	0	0	0	0	0	0	0	0	0	0	0	0	0	0	0	0	0	0	0	0	1	0	1	0	0	0	0	0	0	299	
Synthetic Narcotics - Manufactured Narcotics Which Can Cause TrueDrug Addiction (Demerol, Methadones)	0	0	0	0	0	0	0	0	0	0	0	0	0	0	0	0	0	0	0	0	0	0	0	0	5	3	1	0	1	0	0	0	0	60	
Other - Dangerous Nonnarcotic Drugs (Barbiturates, Benzedrine)	0	0	0	0	0	0	0	0	0	0	0	0	0	0	0	0	0	0	0	0	0	0	0	0	3	0	1	2	0	0	0	0	0	98	
Possession:	0	0	0	0	0	0	3	2	1	4	1	1	0	1	0	20	5	1	3	3	1	7	0	0	13	2	8	0	1	0	0	0	2	1,649	
Opium or Cocaine and Their Derivatives (Morphine, Heroin, Codeine)	0	0	0	0	0	0	1	1	0	0	0	0	0	0	0	1	0	1	0	0	0	0	0	0	1	1	0	0	0	0	0	0	0	292	
Marijuana	0	0	0	0	0	0	0	0	0	1	0	0	0	0	0	12	5	0	1	2	1	3	0	0	5	0	4	0	1	0	0	0	0	342	
Synthetic Narcotics - Manufactured Narcotics Which Can Cause TrueDrug Addiction (Demerol, Methadones)	0	0	0	0	0	0	1	0	1	1	0	0	0	0	0	4	0	0	2	1	0	1	0	0	5	0	4	0	0	0	0	0	0	1	352
Other - Dangerous Nonnarcotic Drugs (Barbiturates, Benzedrine)	0	0	0	0	0	0	1	1	0	2	1	1	0	1	0	3	0	0	0	0	0	3	0	0	2	1	0	0	0	0	0	0	0	1	663
Total Drug Abuse Violations:	0	0	0	0	0	0	3	2	1	4	1	1	0	1	0	24	8	1	3	3	1	8	0	0	22	5	11	2	2	0	0	0	2	2,310	

Adult Arrests - Races State Totals 2017	COUNTY: Humboldt	Humboldt School Dist	Humboldt Co	Winnemucca PD	Lander Co	Lincoln Co	COUNTY: Lyon	Lyon Co	Yerington PD	Mineral Co	Nye Co	COUNTY: Persing	Lovelock PD	Pershing Co	Storey Co	COUNTY: Washoe	Reno PD	Reno-Tahoe Airport Auth	Sparks PD	UNR	Washoe School Dist	Washoe Co	Reno Muni Court	White Pine Co	COUNTY: Statewide	NDI	NHP - Southern	NHP - Northeastern	NHP - Northwestern	Capitol Police	Fire Marshal	Secretary of State	Attorney General	Black
	YTD																																	
Gambling:	Black																																	YTD
Bookmaking (Horse and Sport Book)	0	0	0	0	0	0	0	0	0	0	0	0	0	0	0	0	0	0	0	0	0	0	0	0	0	0	0	0	0	0	0	0	0	0
Numbers and Lottery	0	0	0	0	0	0	0	0	0	0	0	0	0	0	0	0	0	0	0	0	0	0	0	0	0	0	0	0	0	0	0	0	0	0
All Other Gambling	0	0	0	0	0	0	0	0	0	0	0	0	0	0	0	0	0	0	0	0	0	0	0	0	0	0	0	0	0	0	0	0	0	0
Total Gambling Violations:	0	0	0	0	0	0	0	0	0	0	0	0	0	0	0	0	0	0	0	0	0	0	0	0	0	0	0	0	0	0	0	0	0	0
Miscellaneous:	Black																																	YTD
Offenses Against the Family and Children	0	0	0	0	1	0	0	0	0	1	3	0	0	0	0	30	22	0	6	0	0	2	0	0	7	0	3	0	3	0	0	0	1	163
Driving Under the Influence	0	0	0	0	0	0	3	3	0	3	7	0	0	0	0	88	62	1	13	1	0	11	0	0	373	1	321	14	36	1	0	0	0	1,507
Liquor Laws	0	0	0	0	0	0	1	1	0	0	1	0	0	0	0	247	240	0	1	4	0	2	0	0	10	0	5	2	2	1	0	0	0	578
Drunkenness	1	0	0	1	0	0	0	0	0	7	6	0	0	0	0	0	0	0	0	0	0	0	0	2	4	0	4	0	0	0	0	0	0	21
Disorderly Conduct	0	0	0	0	0	0	0	0	0	1	0	0	0	0	0	17	11	0	5	0	0	1	0	0	2	0	0	0	1	1	0	0	0	286
Vagrancy	0	0	0	0	0	0	0	0	0	0	0	0	0	0	0	9	9	0	0	0	0	0	0	0	1	0	0	0	0	1	0	0	0	376
All Other Offenses (Except Traffic)	4	0	0	4	0	0	9	7	2	10	86	1	0	1	9	1,383	1,018	2	167	5	0	191	0	3	555	9	486	23	31	4	0	1	1	14,277
Suspicion	0	0	0	0	0	0	0	0	0	0	0	0	0	0	0	0	0	0	0	0	0	0	0	0	0	0	0	0	0	0	0	0	0	0
Total Miscellaneous Violations:	5	0	0	5	1	0	13	11	2	22	103	1	0	1	9	1,774	1,362	3	192	10	0	207	0	5	952	10	819	39	73	8	0	1	2	17,208
Human Trafficking:	Black																																	YTD
Human Trafficking/ Commercial Sex Acts	0	0	0	0	0	0	0	0	0	0	0	0	0	0	0	0	0	0	0	0	0	0	0	0	0	0	0	0	0	0	0	0	0	26
Human Trafficking/ Involuntary Servitude	0	0	0	0	0	0	0	0	0	0	0	0	0	0	0	0	0	0	0	0	0	0	0	0	0	0	0	0	0	0	0	0	0	0
Total Human Trafficking Violations:	0	0	0	0	0	0	0	0	0	0	0	0	0	0	0	0	0	0	0	0	0	0	0	0	0	0	0	0	0	0	0	0	0	26
Total ASR Race - Adult	7	0	0	7	1	0	24	21	3	30	125	3	0	3	9	2,532	1,881	5	338	17	4	287	0	8	1,028	26	858	44	81	11	0	1	7	32,369



Adult Arrests - Races State Totals 2017	Carson City So	COUNTY: Churchill	Churchill Co	Fallon PD	COUNTY: Clark	Boulder PD	Clark Co School Dist	College of SNV	Henderson PD	LV Metro	LV Fire & Rescue	Mesquite PD	NLV Fire & Rescue	NLV PD	UNLV PD	Douglas Co	COUNTY: Elko	Carlin PD	Elko PD	Elko CO	West Wendover PD	Emeralda Co	Eureka Co
<b>Index Crimes:</b>	<b>Alaskan/Indian</b>																						
Murder and Nonnegligent Manslaughter	1	0	0	0	0	0	0	0	0	0	0	0	0	0	0	0	0	0	0	0	0	0	0
Manslaughter by Negligence	0	0	0	0	0	0	0	0	0	0	0	0	0	0	0	0	0	0	0	0	0	0	0
Rape	0	0	0	0	0	0	0	0	0	0	0	0	0	0	0	0	0	0	0	0	0	0	0
Robbery	5	0	0	0	0	0	0	0	0	0	0	0	0	0	0	1	0	0	0	0	0	0	0
Aggravated Assault (Return A - 4a-d)	6	3	0	3	5	0	0	0	0	5	0	0	0	0	0	2	4	0	0	2	2	0	0
Burglary - Breaking or Entering	0	0	0	0	3	0	0	0	1	2	0	0	0	0	0	0	5	0	4	0	1	0	0
Larceny - Theft (Except Motor Vehicle Theft)	4	4	0	4	23	0	0	0	1	17	0	5	0	0	0	11	3	0	3	0	0	0	0
Motor Vehicle Theft	0	0	0	0	0	0	0	0	0	0	0	0	0	0	0	0	0	0	0	0	0	0	0
Arson	0	0	0	0	0	0	0	0	0	0	0	0	0	0	0	0	0	0	0	0	0	0	0
<b>Total Index Crimes Violations:</b>	<b>16</b>	<b>7</b>	<b>0</b>	<b>7</b>	<b>31</b>	<b>0</b>	<b>0</b>	<b>0</b>	<b>2</b>	<b>24</b>	<b>0</b>	<b>5</b>	<b>0</b>	<b>0</b>	<b>0</b>	<b>14</b>	<b>12</b>	<b>0</b>	<b>7</b>	<b>2</b>	<b>3</b>	<b>0</b>	<b>0</b>
<b>Other Offenses:</b>	<b>Alaskan/Indian</b>																						
Other Assaults (Return A - 4e)	2	15	2	13	87	0	1	0	4	72	0	7	0	3	0	7	26	0	12	5	9	0	0
Forgery and Counterfeiting	0	1	0	1	1	0	0	0	0	1	0	0	0	0	0	0	0	0	0	0	0	0	0
Fraud	4	0	0	0	5	0	0	0	0	5	0	0	0	0	0	2	1	0	0	1	0	1	0
Embezzlement	0	0	0	0	0	0	0	0	0	0	0	0	0	0	0	2	0	0	2	0	0	0	0
Stolen Property; Buying, Receiving, Possessing	0	0	0	0	2	0	0	0	0	2	0	0	0	0	0	0	3	1	2	0	0	0	0
Vandalism	2	0	0	0	9	0	0	0	0	7	1	1	0	0	0	1	0	0	0	0	0	0	0
Weapons; Carrying, Possessing, etc.	0	1	1	0	1	0	0	0	0	1	0	0	0	0	0	0	1	0	0	1	0	0	0
<b>Total Other Offense Violations:</b>	<b>8</b>	<b>17</b>	<b>3</b>	<b>14</b>	<b>105</b>	<b>0</b>	<b>1</b>	<b>0</b>	<b>4</b>	<b>88</b>	<b>1</b>	<b>8</b>	<b>0</b>	<b>3</b>	<b>0</b>	<b>10</b>	<b>33</b>	<b>1</b>	<b>14</b>	<b>9</b>	<b>9</b>	<b>1</b>	<b>0</b>
<b>Prostitution and Commercialized Vice:</b>	<b>Alaskan/Indian</b>																						
Prostitution	0	0	0	0	1	0	0	0	0	1	0	0	0	0	0	0	0	0	0	0	0	0	0
Assisting or Promoting Prostitution	0	0	0	0	0	0	0	0	0	0	0	0	0	0	0	0	0	0	0	0	0	0	0
Purchasing Prostitution	0	0	0	0	0	0	0	0	0	0	0	0	0	0	0	0	0	0	0	0	0	0	0
Sex Offenses (Except Forcible Rape and Prostitution)	1	0	0	0	7	0	0	0	0	6	0	0	0	1	0	0	0	0	0	0	0	0	0
<b>Total Prostitution &amp; Commercialized Vice Violations:</b>	<b>1</b>	<b>0</b>	<b>0</b>	<b>0</b>	<b>8</b>	<b>0</b>	<b>0</b>	<b>0</b>	<b>0</b>	<b>7</b>	<b>0</b>	<b>0</b>	<b>0</b>	<b>1</b>	<b>0</b>	<b>0</b>	<b>0</b>	<b>0</b>	<b>0</b>	<b>0</b>	<b>0</b>	<b>0</b>	<b>0</b>
<b>Drug Abuse Violations:</b>	<b>Alaskan/Indian</b>																						
<b>Sale/Manufacturing:</b>	<b>0</b>	<b>1</b>	<b>0</b>	<b>1</b>	<b>4</b>	<b>0</b>	<b>0</b>	<b>0</b>	<b>0</b>	<b>2</b>	<b>0</b>	<b>2</b>	<b>0</b>	<b>0</b>	<b>0</b>	<b>2</b>	<b>4</b>	<b>0</b>	<b>3</b>	<b>0</b>	<b>1</b>	<b>0</b>	<b>0</b>
Opium or Cocaine and Their Derivatives (Morphine, Heroin, Codeine)	0	0	0	0	0	0	0	0	0	0	0	0	0	0	0	0	3	0	3	0	0	0	0
Marijuana	0	0	0	0	0	0	0	0	0	0	0	0	0	0	0	1	0	0	0	0	0	0	0
Synthetic Narcotics - Manufactured Narcotics Which Can Cause TrueDrug Addiction (Demerol, Methadones)	0	0	0	0	1	0	0	0	0	1	0	0	0	0	0	0	1	0	0	0	1	0	0
Other - Dangerous Nonnarcotic Drugs (Barbiturates, Benzedrine)	0	1	0	1	3	0	0	0	0	1	0	2	0	0	0	1	0	0	0	0	0	0	0
<b>Possession:</b>	<b>2</b>	<b>1</b>	<b>0</b>	<b>1</b>	<b>11</b>	<b>0</b>	<b>0</b>	<b>0</b>	<b>1</b>	<b>7</b>	<b>0</b>	<b>2</b>	<b>0</b>	<b>1</b>	<b>0</b>	<b>3</b>	<b>5</b>	<b>1</b>	<b>3</b>	<b>1</b>	<b>0</b>	<b>0</b>	<b>0</b>
Opium or Cocaine and Their Derivatives (Morphine, Heroin, Codeine)	2	0	0	0	4	0	0	0	0	4	0	0	0	0	0	1	0	0	0	0	0	0	0
Marijuana	0	1	0	1	0	0	0	0	0	0	0	0	0	0	0	0	1	1	0	0	0	0	0
Synthetic Narcotics - Manufactured Narcotics Which Can Cause TrueDrug Addiction (Demerol, Methadones)	0	0	0	0	1	0	0	0	0	1	0	0	0	0	0	0	3	0	3	0	0	0	0
Other - Dangerous Nonnarcotic Drugs (Barbiturates, Benzedrine)	0	0	0	0	6	0	0	0	1	2	0	2	0	1	0	2	1	0	0	1	0	0	0
<b>Total Drug Abuse Violations:</b>	<b>2</b>	<b>2</b>	<b>0</b>	<b>2</b>	<b>15</b>	<b>0</b>	<b>0</b>	<b>0</b>	<b>1</b>	<b>9</b>	<b>0</b>	<b>4</b>	<b>0</b>	<b>1</b>	<b>0</b>	<b>5</b>	<b>9</b>	<b>1</b>	<b>6</b>	<b>1</b>	<b>1</b>	<b>0</b>	<b>0</b>

Adult Arrests - Races State Totals 2017	Carson City So	COUNTY: Churchill	Churchill Co	Fallon PD	COUNTY: Clark	Boulder PD	Clark Co School Dist	College of SNV	Henderson PD	LV Metro	LV Fire & Rescue	Mesquite PD	NLV Fire & Rescue	NLV PD	UNLV PD	Douglas Co	COUNTY: Elko	Carlin PD	Elko PD	Elko CO	West Wendover PD	Esmeralda Co	Eureka Co
<b>Gambling: Alaskan/Indian</b>																							
Bookmaking (Horse and Sport Book)	0	0	0	0	0	0	0	0	0	0	0	0	0	0	0	0	0	0	0	0	0	0	0
Numbers and Lottery	0	0	0	0	0	0	0	0	0	0	0	0	0	0	0	0	0	0	0	0	0	0	0
All Other Gambling	0	0	0	0	0	0	0	0	0	0	0	0	0	0	0	0	0	0	0	0	0	0	0
Total Gambling Violations:	0	0	0	0	0	0	0	0	0	0	0	0	0	0	0	0	0	0	0	0	0	0	0
<b>Miscellaneous: Alaskan/Indian</b>																							
Offenses Against the Family and Children	1	4	0	4	1	0	0	0	0	0	0	1	0	0	0	0	0	0	0	0	0	0	0
Driving Under the Influence	4	10	4	6	29	1	0	0	3	21	0	4	0	0	0	8	14	0	7	4	3	0	1
Liquor Laws	4	1	1	0	18	0	0	0	6	12	0	0	0	0	0	3	3	0	2	1	0	0	0
Drunkenness	0	4	1	3	0	0	0	0	0	0	0	0	0	0	0	3	2	0	2	0	0	0	0
Disorderly Conduct	0	11	2	9	8	0	0	0	0	6	0	1	0	1	0	11	4	0	1	2	1	0	0
Vagrancy	0	0	0	0	12	0	0	0	0	12	0	0	0	0	0	0	0	0	0	0	0	0	0
All Other Offenses (Except Traffic)	39	74	30	44	132	0	1	0	7	111	0	4	0	9	0	16	63	0	36	25	2	0	0
Suspicion	0	0	0	0	0	0	0	0	0	0	0	0	0	0	0	0	0	0	0	0	0	0	0
Total Miscellaneous Violations:	48	104	38	66	200	1	1	0	16	162	0	10	0	10	0	41	86	0	48	32	6	0	1
<b>Human Trafficking: Alaskan/Indian</b>																							
Human Trafficking/ Commercial Sex Acts	0	0	0	0	0	0	0	0	0	0	0	0	0	0	0	0	0	0	0	0	0	0	0
Human Trafficking/ Involuntary Servitude	0	0	0	0	0	0	0	0	0	0	0	0	0	0	0	0	0	0	0	0	0	0	0
Total Human Trafficking Violations:	0	0	0	0	0	0	0	0	0	0	0	0	0	0	0	0	0	0	0	0	0	0	0
<b>Total ASR Race - Adult</b>	<b>75</b>	<b>130</b>	<b>41</b>	<b>89</b>	<b>359</b>	<b>1</b>	<b>2</b>	<b>0</b>	<b>23</b>	<b>290</b>	<b>1</b>	<b>27</b>	<b>0</b>	<b>15</b>	<b>0</b>	<b>70</b>	<b>140</b>	<b>2</b>	<b>75</b>	<b>44</b>	<b>19</b>	<b>1</b>	<b>1</b>

Adult Arrests - Races State Totals 2017	COUNTY: Humboldt	Humboldt School Dist	Humboldt Co	Winnemucca PD	Lander Co	Lincoln Co	COUNTY: Lyon	Lyon Co	Yerington PD	Mineral Co	Nye Co	COUNTY: Persing	Lovelock PD	Pershing Co	Storey Co	COUNTY: Washoe	Reno PD	Reno-Tahoe Airport Auth	Sparks PD	UNR	Washoe School Dist	Washoe Co	Reno Muni Court	White Pine Co	COUNTY: Statewide	NDI	NHP - Southern	NHP - Northeastern	NHP - Northwestern	Capitol Police	Fire Marshal	Secretary of State	Attorney General	Alaskan/Indian		
	YTD																																			
Index Crimes:	Alaskan/Indian																																			
Murder and Nonnegligent Manslaughter	0	0	0	0	0	0	0	0	0	0	0	0	0	0	0	1	0	0	1	0	0	0	0	0	0	0	0	0	0	0	0	0	0	2		
Manslaughter by Negligence	0	0	0	0	0	0	0	0	0	0	0	0	0	0	0	0	0	0	0	0	0	0	0	0	0	0	0	0	0	0	0	0	0	0		
Rape	0	0	0	0	0	0	0	0	0	0	0	0	0	0	0	2	0	0	2	0	0	0	0	0	0	0	0	0	0	0	0	0	0	2		
Robbery	0	0	0	0	0	0	1	1	0	0	0	0	0	0	0	12	7	0	4	0	0	1	0	0	0	0	0	0	0	0	0	0	0	19		
Aggravated Assault (Return A - 4a-d)	0	0	0	0	0	0	0	0	0	0	2	0	0	0	0	37	19	0	10	0	0	8	0	0	0	0	0	0	0	0	0	0	0	59		
Burglary - Breaking or Entering	0	0	0	0	0	0	2	2	0	0	0	0	0	0	0	16	10	0	3	0	0	3	0	2	0	0	0	0	0	0	0	0	0	28		
Larceny - Theft (Except Motor Vehicle Theft)	2	0	0	2	2	0	6	6	0	2	0	0	0	0	0	18	15	0	3	0	0	0	0	0	0	0	0	0	0	0	0	0	0	75		
Motor Vehicle Theft	0	0	0	0	0	0	0	0	0	0	0	0	0	0	0	6	4	0	2	0	0	0	0	0	0	0	0	0	0	0	0	0	0	6		
Arson	0	0	0	0	0	0	0	0	0	0	0	0	0	0	0	1	0	0	1	0	0	0	0	0	0	0	0	0	0	0	0	0	0	1		
Total Index Crimes Violations:	2	0	0	2	2	0	9	9	0	2	2	0	0	0	0	93	55	0	26	0	0	12	0	2	0	0	0	0	0	0	0	0	0	192		
Other Offenses:	Alaskan/Indian																																			
Other Assaults (Return A - 4e)	1	0	0	1	3	0	17	14	3	2	0	0	0	0	0	24	19	0	3	0	0	2	0	3	2	1	0	0	0	1	0	0	0	189		
Forgery and Counterfeiting	0	0	0	0	0	0	0	0	0	0	0	0	0	0	0	1	0	0	1	0	0	0	0	0	0	0	0	0	0	0	0	0	0	3		
Fraud	0	0	0	0	0	0	1	1	0	0	0	0	0	0	0	7	5	0	1	0	0	1	0	0	0	0	0	0	0	0	0	0	0	21		
Embezzlement	0	0	0	0	0	0	0	0	0	0	0	0	0	0	0	0	0	0	0	0	0	0	0	0	0	0	0	0	0	0	0	0	0	2		
Stolen Property; Buying, Receiving, Possessing	0	0	0	0	0	1	0	0	0	0	0	0	0	0	0	2	0	0	2	0	0	0	0	0	0	0	0	0	0	0	0	0	0	8		
Vandalism	0	0	0	0	0	0	0	0	0	0	0	1	1	0	0	8	6	0	2	0	0	0	0	0	0	0	0	0	0	0	0	0	0	21		
Weapons; Carrying, Possessing, etc.	0	0	0	0	0	0	0	0	0	0	0	0	0	0	0	2	1	0	0	0	0	1	0	0	1	1	0	0	0	0	0	0	0	6		
Total Other Offense Violations:	1	0	0	1	3	1	18	15	3	2	0	1	1	0	0	44	31	0	9	0	0	4	0	3	3	2	0	0	1	0	0	0	0	250		
Prostitution and Commercialized Vice:	Alaskan/Indian																																			
Prostitution	0	0	0	0	0	0	0	0	0	0	0	0	0	0	0	0	0	0	0	0	0	0	0	0	0	0	0	0	0	0	0	0	0	1		
Assisting or Promoting Prostitution	0	0	0	0	0	0	0	0	0	0	0	0	0	0	0	0	0	0	0	0	0	0	0	0	0	0	0	0	0	0	0	0	0	0		
Purchasing Prostitution	0	0	0	0	0	0	0	0	0	0	0	0	0	0	0	0	0	0	0	0	0	0	0	0	0	0	0	0	0	0	0	0	0	0		
Sex Offenses (Except Forcible Rape and Prostitution)	0	0	0	0	0	0	0	0	0	0	0	0	0	0	0	1	1	0	0	0	0	0	0	0	0	0	0	0	0	0	0	0	0	9		
Total Prostitution & Commercialized Vice Violations:	0	0	0	0	0	0	0	0	0	0	0	0	0	0	0	1	1	0	0	0	0	0	0	0	0	0	0	0	0	0	0	0	0	10		
Drug Abuse Violations:	Alaskan/Indian																																			
Sale/Manufacturing:	0	0	0	0	0	0	1	1	0	0	0	0	0	0	0	0	0	0	0	0	0	0	0	0	1	1	0	0	0	0	0	0	0	13		
Opium or Cocaine and Their Derivatives (Morphine, Heroin, Codeine)	0	0	0	0	0	0	0	0	0	0	0	0	0	0	0	0	0	0	0	0	0	0	0	0	0	0	0	0	0	0	0	0	0	3		
Marijuana	0	0	0	0	0	0	0	0	0	0	0	0	0	0	0	0	0	0	0	0	0	0	0	0	0	0	0	0	0	0	0	0	0	1		
Synthetic Narcotics - Manufactured Narcotics Which Can Cause TrueDrug Addiction (Demerol, Methadones)	0	0	0	0	0	0	1	1	0	0	0	0	0	0	0	0	0	0	0	0	0	0	0	0	1	1	0	0	0	0	0	0	0	4		
Other - Dangerous Nonnarcotic Drugs (Barbiturates, Benzadrine)	0	0	0	0	0	0	0	0	0	0	0	0	0	0	0	0	0	0	0	0	0	0	0	0	0	0	0	0	0	0	0	0	0	5		
Possession:	0	0	0	0	0	0	5	5	0	2	0	3	0	3	0	0	0	0	0	0	0	0	0	0	5	2	0	1	2	0	0	0	0	37		
Opium or Cocaine and Their Derivatives (Morphine, Heroin, Codeine)	0	0	0	0	0	0	0	0	0	0	0	0	0	0	0	0	0	0	0	0	0	0	0	0	0	0	0	0	0	0	0	0	0	7		
Marijuana	0	0	0	0	0	0	3	3	0	0	0	0	0	0	0	0	0	0	0	0	0	0	0	2	0	0	1	1	0	0	0	0	0	7		
Synthetic Narcotics - Manufactured Narcotics Which Can Cause TrueDrug Addiction (Demerol, Methadones)	0	0	0	0	0	0	1	1	0	0	3	0	3	0	0	0	0	0	0	0	0	0	0	3	2	0	0	1	0	0	0	0	0	11		
Other - Dangerous Nonnarcotic Drugs (Barbiturates, Benzadrine)	0	0	0	0	0	0	1	1	0	2	0	0	0	0	0	0	0	0	0	0	0	0	0	0	0	0	0	0	0	0	0	0	0	12		
Total Drug Abuse Violations:	0	0	0	0	0	0	6	6	0	2	0	3	0	3	0	0	0	0	0	0	0	0	0	6	3	0	1	2	0	0	0	0	0	50		

Adult Arrests - Races State Totals 2017	COUNTY: Humboldt	Humboldt School Dist	Humboldt Co	Winnemucca PD	Lander Co	Lincoln Co	COUNTY: Lyon	Lyon Co	Yerington PD	Mineral Co	Nye Co	COUNTY: Pershing	Lovelock PD	Pershing Co	Storey Co	COUNTY: Washoe	Reno PD	Reno-Tahoe Airport Auth	Sparks PD	UNR	Washoe School Dist	Washoe Co	Reno Muni Court	White Pine Co	COUNTY: Statewide	NDI	NHP - Southern	NHP - Northeastern	NHP - Northwestern	Capitol Police	Fire Marshal	Secretary of State	Attorney General	Alaskan/Indian
	Gambling:																																Alaskan/Indian	YTD
	Bookmaking (Horse and Sport Book)	0	0	0	0	0	0	0	0	0	0	0	0	0	0	0	0	0	0	0	0	0	0	0	0	0	0	0	0	0	0	0	0	0
	Numbers and Lottery	0	0	0	0	0	0	0	0	0	0	0	0	0	0	0	0	0	0	0	0	0	0	0	0	0	0	0	0	0	0	0	0	0
All Other Gambling	0	0	0	0	0	0	0	0	0	0	0	0	0	0	0	0	0	0	0	0	0	0	0	0	0	0	0	0	0	0	0	0	0	
Total Gambling Violations:	0	0	0	0	0	0	0	0	0	0	0	0	0	0	0	0	0	0	0	0	0	0	0	0	0	0	0	0	0	0	0	0	0	0
Miscellaneous:																																Alaskan/Indian	YTD	
Offenses Against the Family and Children	1	0	0	1	0	0	0	0	0	0	0	0	0	0	0	1	1	0	0	0	0	0	0	0	0	0	0	0	0	0	0	0	0	8
Driving Under the Influence	4	0	2	2	0	0	9	9	0	0	0	1	1	0	1	25	16	0	6	0	0	3	0	0	32	0	5	8	19	0	0	0	0	138
Liquor Laws	0	0	0	0	3	0	3	3	0	0	0	1	0	1	0	145	142	0	2	1	0	0	0	0	1	0	0	1	0	0	0	0	182	
Drunkenness	0	0	0	0	0	0	0	0	0	1	0	0	0	0	0	0	0	0	0	0	0	0	0	0	0	0	0	0	0	0	0	0	10	
Disorderly Conduct	2	0	0	2	2	3	2	2	0	1	0	1	1	0	0	2	2	0	0	0	0	0	0	1	0	0	0	0	0	0	0	0	0	48
Vagrancy	0	0	0	0	0	0	0	0	0	0	0	0	0	0	0	3	3	0	0	0	0	0	0	0	0	0	0	0	0	0	0	0	15	
All Other Offenses (Except Traffic)	5	0	0	5	12	2	9	6	3	2	6	6	5	1	7	241	153	0	41	0	0	47	0	15	17	4	3	4	6	0	0	0	646	
Suspicion	0	0	0	0	0	0	0	0	0	0	0	0	0	0	0	0	0	0	0	0	0	0	0	0	0	0	0	0	0	0	0	0	0	
Total Miscellaneous Violations:	12	0	2	10	17	5	23	20	3	4	6	9	7	2	8	417	317	0	49	1	0	50	0	16	50	4	8	13	25	0	0	0	0	1,047
Human Trafficking:																																Alaskan/Indian	YTD	
Human Trafficking/ Commercial Sex Acts	0	0	0	0	0	0	0	0	0	0	0	0	0	0	0	0	0	0	0	0	0	0	0	0	0	0	0	0	0	0	0	0	0	
Human Trafficking/ Involuntary Servitude	0	0	0	0	0	0	0	0	0	0	0	0	0	0	0	0	0	0	0	0	0	0	0	0	0	0	0	0	0	0	0	0	0	
Total Human Trafficking Violations:	0	0	0	0	0	0	0	0	0	0	0	0	0	0	0	0	0	0	0	0	0	0	0	0	0	0	0	0	0	0	0	0	0	
Total ASR Race - Adult	15	0	2	13	22	6	56	50	6	10	8	13	8	5	8	555	404	0	84	1	0	66	0	21	59	9	8	14	28	0	0	0	0	1,549

Adult Arrests - Races State Totals 2017	Carson City So	COUNTY: Churchill	Churchill Co	Fallon PD	COUNTY: Clark	Boulder PD	Clark Co School Dist	College of SNV	Henderson PD	LV Metro	LV Fire & Rescue	Mesquite PD	NLV Fire & Rescue	NLV PD	UNLV PD	Douglas Co	COUNTY: Elko	Carlin PD	Elko PD	Elko CO	West Wendover PD	Emeralda Co	Eureka Co
<b>Index Crimes:</b> Asian																							
Murder and Nonnegligent Manslaughter	0	0	0	0	2	0	0	0	0	2	0	0	0	0	0	0	0	0	0	0	0	0	0
Manslaughter by Negligence	0	0	0	0	0	0	0	0	0	0	0	0	0	0	0	0	0	0	0	0	0	0	0
Rape	0	0	0	0	20	0	0	0	1	17	0	1	0	1	0	1	0	0	0	0	0	0	0
Robbery	0	0	0	0	14	0	0	0	2	12	0	0	0	0	0	0	0	0	0	0	0	0	0
Aggravated Assault (Return A - 4a-d)	3	0	0	0	88	0	0	0	1	69	0	0	0	18	0	1	0	0	0	0	0	0	0
Burglary - Breaking or Entering	2	0	0	0	55	0	0	1	2	52	0	0	0	0	0	0	0	0	0	0	0	0	0
Larceny - Theft (Except Motor Vehicle Theft)	4	1	0	1	130	0	0	0	19	104	0	1	0	6	0	1	1	0	0	0	1	0	0
Motor Vehicle Theft	0	0	0	0	12	0	0	0	2	9	0	0	0	1	0	0	0	0	0	0	0	0	0
Arson	0	0	0	0	0	0	0	0	0	0	0	0	0	0	0	0	0	0	0	0	0	0	0
Total Index Crimes Violations:	9	1	0	1	321	0	0	1	27	265	0	2	0	26	0	3	1	0	0	0	1	0	0
<b>Other Offenses:</b> Asian																							
Other Assaults (Return A - 4e)	0	2	2	0	500	1	1	0	37	450	0	1	0	10	0	3	2	0	0	0	2	0	0
Forgery and Counterfeiting	0	0	0	0	28	0	0	0	3	24	0	0	0	1	0	0	2	0	0	0	2	0	0
Fraud	0	0	0	0	62	0	0	0	8	52	0	0	0	2	0	0	0	0	0	0	0	0	0
Embezzlement	0	0	0	0	15	0	0	0	1	13	0	0	0	1	0	1	0	0	0	0	0	0	0
Stolen Property; Buying, Receiving, Possessing	0	0	0	0	27	0	0	0	1	24	0	1	0	1	0	1	0	0	0	0	0	0	0
Vandalism	0	0	0	0	27	0	2	0	0	24	0	0	0	1	0	0	0	0	0	0	0	0	0
Weapons; Carrying, Possessing, etc.	1	0	0	0	24	0	0	0	0	22	0	0	0	0	2	0	0	0	0	0	0	0	0
Total Other Offense Violations:	1	2	2	0	683	1	3	0	50	609	0	2	0	16	2	5	4	0	0	0	4	0	0
<b>Prostitution and Commercialized Vice:</b> Asian																							
Prostitution	0	0	0	0	92	0	0	0	0	92	0	0	0	0	0	0	0	0	0	0	0	0	0
Assisting or Promoting Prostitution	0	0	0	0	3	0	0	0	0	3	0	0	0	0	0	0	0	0	0	0	0	0	0
Purchasing Prostitution	0	0	0	0	2	0	0	0	0	2	0	0	0	0	0	0	0	0	0	0	0	0	0
Sex Offenses (Except Forcible Rape and Prostitution)	0	0	0	0	19	0	0	0	2	17	0	0	0	0	0	0	0	0	0	0	0	0	0
Total Prostitution & Commercialized Vice Violations:	0	0	0	0	116	0	0	0	2	114	0	0	0	0	0	0	0	0	0	0	0	0	0
<b>Drug Abuse Violations:</b> Asian																							
Sale/Manufacturing:																							
Opium or Cocaine and Their Derivatives (Morphine, Heroin, Codeine)	0	0	0	0	4	0	0	0	0	4	0	0	0	0	0	0	0	0	0	0	0	0	0
Marijuana	0	0	0	0	4	0	0	0	0	4	0	0	0	0	0	0	0	0	0	0	0	0	0
Synthetic Narcotics - Manufactured Narcotics Which Can Cause TrueDrug Addiction (Demerol, Methadones)	0	0	0	0	5	0	0	0	0	5	0	0	0	0	0	0	0	0	0	0	0	0	0
Other - Dangerous Nonnarcotic Drugs (Barbiturates, Benzedrine)	0	0	0	0	9	0	0	0	0	8	0	1	0	0	0	1	0	0	0	0	0	0	0
Possession:	2	0	0	0	180	0	1	0	5	166	0	0	0	8	0	1	2	0	1	0	1	0	0
Opium or Cocaine and Their Derivatives (Morphine, Heroin, Codeine)	0	0	0	0	38	0	0	0	0	38	0	0	0	0	0	0	1	0	0	0	1	0	0
Marijuana	2	0	0	0	10	0	0	0	1	8	0	0	0	1	0	0	1	0	1	0	0	0	0
Synthetic Narcotics - Manufactured Narcotics Which Can Cause TrueDrug Addiction (Demerol, Methadones)	0	0	0	0	40	0	0	0	0	39	0	0	0	1	0	0	0	0	0	0	0	0	0
Other - Dangerous Nonnarcotic Drugs (Barbiturates, Benzedrine)	0	0	0	0	92	0	1	0	4	81	0	0	0	6	0	1	0	0	0	0	0	0	0
Total Drug Abuse Violations:	2	0	0	0	202	0	1	0	5	187	0	1	0	8	0	2	2	0	1	0	1	0	0

Adult Arrests - Races State Totals 2017	Carson City So	COUNTY: Churchill	Churchill Co	Fallon PD	COUNTY: Clark	Boulder PD	Clark Co School Dist	College of SNV	Henderson PD	LV Metro	LV Fire & Rescue	Mesquite PD	NLV Fire & Rescue	NLV PD	UNLV PD	Douglas Co	COUNTY: Elko	Carlin PD	Elko PD	Elko CO	West Wendover PD	Esmeralda Co	Eureka Co
<b>Gambling: Asian</b>																							
Bookmaking (Horse and Sport Book)	0	0	0	0	0	0	0	0	0	0	0	0	0	0	0	0	0	0	0	0	0	0	0
Numbers and Lottery	0	0	0	0	0	0	0	0	0	0	0	0	0	0	0	0	0	0	0	0	0	0	0
All Other Gambling	0	0	0	0	0	0	0	0	0	0	0	0	0	0	0	1	0	0	0	0	0	0	0
Total Gambling Violations:	0	0	0	0	0	0	0	0	0	0	0	0	0	0	0	1	0	0	0	0	0	0	0
<b>Miscellaneous: Asian</b>																							
Offenses Against the Family and Children	1	1	0	1	11	0	0	0	2	8	0	0	0	1	0	0	0	0	0	0	0	0	0
Driving Under the Influence	3	0	0	0	184	2	0	0	6	166	0	1	0	9	0	2	1	0	0	0	1	0	0
Liquor Laws	1	0	0	0	22	0	0	0	2	18	0	0	0	1	1	1	0	0	0	0	0	0	0
Drunkenness	0	0	0	0	0	0	0	0	0	0	0	0	0	0	0	0	0	0	0	0	0	0	0
Disorderly Conduct	0	0	0	0	23	0	0	0	0	22	0	0	0	1	0	3	1	0	0	1	0	0	0
Vagrancy	0	0	0	0	42	0	0	0	0	42	0	0	0	0	0	0	0	0	0	0	0	0	0
All Other Offenses (Except Traffic)	22	11	5	6	910	0	0	0	66	813	0	2	0	24	5	9	4	0	0	2	2	0	0
Suspicion	0	0	0	0	0	0	0	0	0	0	0	0	0	0	0	0	0	0	0	0	0	0	0
Total Miscellaneous Violations:	27	12	5	7	1,192	2	0	0	76	1,069	0	3	0	36	6	15	6	0	0	3	3	0	0
<b>Human Trafficking: Asian</b>																							
Human Trafficking/ Commercial Sex Acts	0	0	0	0	0	0	0	0	0	0	0	0	0	0	0	0	0	0	0	0	0	0	0
Human Trafficking/ Involuntary Servitude	0	0	0	0	0	0	0	0	0	0	0	0	0	0	0	0	0	0	0	0	0	0	0
Total Human Trafficking Violations:	0	0	0	0	0	0	0	0	0	0	0	0	0	0	0	0	0	0	0	0	0	0	0
Total ASR Race - Adult	39	15	7	8	2,514	3	4	1	160	2,244	0	8	0	86	8	26	13	0	1	3	9	0	0

Adult Arrests - Races State Totals 2017		COUNTY: Humboldt	Humboldt School Dist	Humboldt Co	Winnemucca PD	Lander Co	Lincoln Co	COUNTY: Lyon	Lyon Co	Yerington PD	Mineral Co	Nye Co	COUNTY: Persing	Lovelock PD	Pershing Co	Storey Co	COUNTY: Washoe	Reno PD	Reno-Tahoe Airport Auth	Sparks PD	UNR	Washoe School Dist	Washoe Co	Reno Muni Court	White Pine Co	COUNTY: Statewide	NDI	NHP - Southern	NHP - Northeastern	NHP - Northwestern	Capitol Police	Fire Marshal	Secretary of State	Attorney General	Asian	
Index Crimes:		Asian																																YTD		
Murder and Nonnegligent Manslaughter		0	0	0	0	0	0	0	0	0	0	0	0	0	0	0	0	0	0	0	0	0	0	0	0	0	0	0	0	0	0	0	0	0	2	
Manslaughter by Negligence		0	0	0	0	0	0	0	0	0	0	0	0	0	0	0	0	0	0	0	0	0	0	0	0	0	0	0	0	0	0	0	0	0	0	
Rape		0	0	0	0	0	0	0	0	0	0	0	0	0	0	0	1	1	0	0	0	0	0	0	0	0	0	0	0	0	0	0	0	0	22	
Robbery		0	0	0	0	0	0	0	0	0	0	0	0	0	0	0	9	5	0	3	0	1	0	0	0	0	0	0	0	0	0	0	0	0	23	
Aggravated Assault (Return A - 4a-d)		0	0	0	0	0	0	0	0	0	0	1	0	0	0	0	42	24	0	14	1	0	3	0	0	0	0	0	0	0	0	0	0	0	135	
Burglary - Breaking or Entering		0	0	0	0	0	0	1	1	0	0	0	0	0	0	0	14	6	0	7	0	0	1	0	0	0	0	0	0	0	0	0	0	0	72	
Larceny - Theft (Except Motor Vehicle Theft)		0	0	0	0	0	0	0	0	0	0	0	0	0	0	0	11	7	0	4	0	0	0	0	0	0	0	0	0	0	0	0	0	0	148	
Motor Vehicle Theft		0	0	0	0	0	0	0	0	0	0	0	0	0	0	0	4	4	0	0	0	0	0	0	0	0	0	0	0	0	0	0	0	0	16	
Arson		0	0	0	0	0	0	0	0	0	0	0	0	0	0	0	1	0	0	1	0	0	0	0	0	0	0	0	0	0	0	0	0	0	1	
Total Index Crimes Violations:		0	0	0	0	0	0	1	1	0	0	1	0	0	0	0	82	47	0	29	1	1	4	0	0	0	0	0	0	0	0	0	0	0	0	419
Other Offenses:		Asian																																YTD		
Other Assaults (Return A - 4e)		0	0	0	0	0	0	2	2	0	0	1	0	0	0	0	15	9	0	4	1	0	1	0	0	0	0	0	0	0	0	0	0	0	525	
Forgery and Counterfeiting		0	0	0	0	0	0	0	0	0	1	0	0	0	0	0	0	0	0	0	0	0	0	0	0	1	1	0	0	0	0	0	0	0	32	
Fraud		0	0	0	0	0	0	0	0	0	0	0	0	0	0	0	5	4	0	0	0	0	1	0	0	0	0	0	0	0	0	0	0	0	67	
Embezzlement		0	0	0	0	0	0	0	0	0	0	0	0	0	0	0	4	4	0	0	0	0	0	0	0	0	0	0	0	0	0	0	0	0	20	
Stolen Property; Buying, Receiving, Possessing		0	0	0	0	0	0	1	1	0	0	0	0	0	0	0	6	4	0	2	0	0	0	0	0	0	0	0	0	0	0	0	0	0	35	
Vandalism		0	0	0	0	0	0	0	0	0	0	0	0	0	0	0	5	4	0	0	0	0	1	0	0	0	0	0	0	0	0	0	0	0	32	
Weapons; Carrying, Possessing, etc.		0	0	0	0	0	0	0	0	0	0	0	0	0	0	0	1	0	0	0	0	1	0	0	0	1	0	1	0	0	0	0	0	0	27	
Total Other Offense Violations:		0	0	0	0	0	0	3	3	0	1	1	0	0	0	0	36	25	0	6	1	1	3	0	0	2	1	1	0	0	0	0	0	0	738	
Prostitution and Commercialized Vice:		Asian																																YTD		
Prostitution		0	0	0	0	0	0	0	0	0	0	0	0	0	0	0	3	3	0	0	0	0	0	0	0	0	0	0	0	0	0	0	0	0	95	
Assisting or Promoting Prostitution		0	0	0	0	0	0	0	0	0	0	0	0	0	0	0	0	0	0	0	0	0	0	0	0	0	0	0	0	0	0	0	0	0	3	
Purchasing Prostitution		0	0	0	0	0	0	0	0	0	0	0	0	0	0	0	0	0	0	0	0	0	0	0	0	0	0	0	0	0	0	0	0	0	2	
Sex Offenses (Except Forcible Rape and Prostitution)		0	0	0	0	0	0	0	0	0	0	0	0	0	0	0	0	0	0	0	0	0	0	0	0	0	0	0	0	0	0	0	0	0	19	
Total Prostitution & Commercialized Vice Violations:		0	0	0	0	0	0	0	0	0	0	0	0	0	0	0	3	3	0	0	0	0	0	0	0	0	0	0	0	0	0	0	0	0	119	
Drug Abuse Violations:		Asian																																YTD		
Sale/Manufacturing:		0	0	0	0	0	0	0	0	0	0	0	4	0	4	0	0	0	0	0	0	0	0	0	0	6	5	0	0	1	0	0	0	0	33	
Opium or Cocaine and Their Derivatives (Morphine, Heroin, Codeine)		0	0	0	0	0	0	0	0	0	0	0	0	0	0	0	0	0	0	0	0	0	0	0	0	0	0	0	0	0	0	0	0	0	4	
Marijuana		0	0	0	0	0	0	0	0	0	0	0	0	0	0	0	0	0	0	0	0	0	0	0	0	2	1	0	0	1	0	0	0	0	6	
Synthetic Narcotics - Manufactured Narcotics Which Can Cause TrueDrug Addiction (Demerol, Methadones)		0	0	0	0	0	0	0	0	0	0	0	0	0	0	0	0	0	0	0	0	0	0	0	0	3	3	0	0	0	0	0	0	0	8	
Other - Dangerous Nonnarcotic Drugs (Barbiturates, Benzadrine)		0	0	0	0	0	0	0	0	0	0	0	4	0	4	0	0	0	0	0	0	0	0	0	0	1	1	0	0	0	0	0	0	0	15	
Possession:		0	0	0	0	0	0	0	0	0	0	0	3	0	3	0	1	0	0	0	0	1	0	0	0	2	1	1	0	0	0	0	0	0	191	
Opium or Cocaine and Their Derivatives (Morphine, Heroin, Codeine)		0	0	0	0	0	0	0	0	0	0	0	1	0	1	0	0	0	0	0	0	0	0	0	0	0	0	0	0	0	0	0	0	0	40	
Marijuana		0	0	0	0	0	0	0	0	0	0	0	0	0	0	0	1	0	0	0	0	1	0	0	0	1	0	1	0	0	0	0	0	0	15	
Synthetic Narcotics - Manufactured Narcotics Which Can Cause TrueDrug Addiction (Demerol, Methadones)		0	0	0	0	0	0	0	0	0	0	0	0	0	0	0	0	0	0	0	0	0	0	0	0	0	0	0	0	0	0	0	0	0	40	
Other - Dangerous Nonnarcotic Drugs (Barbiturates, Benzadrine)		0	0	0	0	0	0	0	0	0	0	0	2	0	2	0	0	0	0	0	0	0	0	0	0	1	1	0	0	0	0	0	0	0	96	
Total Drug Abuse Violations:		0	0	0	0	0	0	0	0	0	0	7	0	7	0	1	0	0	0	0	1	0	0	0	8	6	1	0	1	0	0	0	0	0	224	

Adult Arrests - Races State Totals 2017	COUNTY: Humboldt	Humboldt School Dist	Humboldt Co	Winnemucca PD	Lander Co	Lincoln Co	COUNTY: Lyon	Lyon Co	Yerington PD	Mineral Co	Nye Co	COUNTY: Pershing	Lovelock PD	Pershing Co	Storey Co	COUNTY: Washoe	Reno PD	Reno-Tahoe Airport Auth	Sparks PD	UNR	Washoe School Dist	Washoe Co	Reno Muni Court	White Pine Co	COUNTY: Statewide	NDI	NHP - Southern	NHP - Northeastern	NHP - Northwestern	Capital Police	Fire Marshal	Secretary of State	Attorney General	Asian
	YTD																																	
Gambling:	Asian																																	YTD
Bookmaking (Horse and Sport Book)	0	0	0	0	0	0	0	0	0	0	0	0	0	0	0	0	0	0	0	0	0	0	0	0	0	0	0	0	0	0	0	0	0	0
Numbers and Lottery	0	0	0	0	0	0	0	0	0	0	0	0	0	0	0	0	0	0	0	0	0	0	0	0	0	0	0	0	0	0	0	0	0	0
All Other Gambling	0	0	0	0	0	0	0	0	0	0	0	0	0	0	0	0	0	0	0	0	0	0	0	0	0	0	0	0	0	0	0	0	0	1
Total Gambling Violations:	0	0	0	0	0	0	0	0	0	0	0	0	0	0	0	0	0	0	0	0	0	0	0	0	0	0	0	0	0	0	0	0	0	1
Miscellaneous:	Asian																																	YTD
Offenses Against the Family and Children	0	0	0	0	0	0	0	0	0	0	1	0	0	0	0	15	13	0	1	0	0	1	0	0	1	0	1	0	1	0	0	0	0	30
Driving Under the Influence	0	0	0	0	0	0	1	1	0	0	0	0	0	0	0	34	24	0	5	1	0	4	0	0	86	0	76	2	8	0	0	0	0	311
Liquor Laws	0	0	0	0	0	0	0	0	0	0	0	0	0	0	0	18	11	0	0	7	0	0	0	0	0	0	0	0	0	0	0	0	0	42
Drunkenness	0	0	0	0	0	0	0	0	0	0	0	0	0	0	0	1	0	0	1	0	0	0	0	0	0	0	0	0	0	0	0	0	0	1
Disorderly Conduct	0	0	0	0	0	0	1	1	0	0	0	0	0	0	0	4	2	0	2	0	0	0	0	1	0	0	0	0	0	0	0	0	0	33
Vagrancy	0	0	0	0	0	0	0	0	0	0	0	0	0	0	0	0	0	0	0	0	0	0	0	0	0	0	0	0	0	0	0	0	0	42
All Other Offenses (Except Traffic)	0	0	0	0	0	2	1	1	0	0	6	0	0	0	0	151	90	1	36	1	1	22	0	1	42	2	31	1	8	0	0	0	0	1,159
Suspicion	0	0	0	0	0	0	0	0	0	0	0	0	0	0	0	0	0	0	0	0	0	0	0	0	0	0	0	0	0	0	0	0	0	0
Total Miscellaneous Violations:	0	0	0	0	0	2	3	3	0	0	7	0	0	0	0	223	140	1	45	9	1	27	0	2	129	2	108	3	16	0	0	0	0	1,618
Human Trafficking:	Asian																																	YTD
Human Trafficking/ Commercial Sex Acts	0	0	0	0	0	0	0	0	0	0	0	0	0	0	0	0	0	0	0	0	0	0	0	0	0	0	0	0	0	0	0	0	0	0
Human Trafficking/ Involuntary Servitude	0	0	0	0	0	0	0	0	0	0	0	0	0	0	0	0	0	0	0	0	0	0	0	0	0	0	0	0	0	0	0	0	0	0
Total Human Trafficking Violations:	0	0	0	0	0	0	0	0	0	0	0	0	0	0	0	0	0	0	0	0	0	0	0	0	0	0	0	0	0	0	0	0	0	0
Total ASR Race - Adult	0	0	0	0	0	2	7	7	0	1	9	7	0	7	0	345	215	1	80	11	4	34	0	2	139	9	110	3	17	0	0	0	0	3,119





Adult Arrests - Races State Totals 2017	Carson City So	COUNTY: Churchill	Churchill Co	Fallon PD	COUNTY: Clark	Boulder PD	Clark Co School Dist	College of SNV	Henderson PD	LV Metro	LV Fire & Rescue	Mesquite PD	NLV Fire & Rescue	NLV PD	UNLV PD	Douglas Co	COUNTY: Elko	Carlin PD	Elko PD	Elko CO	West Wendover PD	Esmeralda Co	Eureka Co
<b>Gambling:</b> Hawaiian/Islander																							
Bookmaking (Horse and Sport Book)	0	0	0	0	0	0	0	0	0	0	0	0	0	0	0	0	0	0	0	0	0	0	0
Numbers and Lottery	0	0	0	0	0	0	0	0	0	0	0	0	0	0	0	0	0	0	0	0	0	0	0
All Other Gambling	0	0	0	0	0	0	0	0	0	0	0	0	0	0	0	0	0	0	0	0	0	0	0
Total Gambling Violations:	0	0	0	0	0	0	0	0	0	0	0	0	0	0	0	0	0	0	0	0	0	0	0
<b>Miscellaneous:</b> Hawaiian/Islander																							
Offenses Against the Family and Children	0	0	0	0	0	0	0	0	0	0	0	0	0	0	0	0	0	0	0	0	0	0	0
Driving Under the Influence	0	0	0	0	4	0	0	0	4	0	0	0	0	0	0	0	0	0	0	0	0	0	0
Liquor Laws	0	0	0	0	3	0	0	0	0	2	0	0	0	0	1	0	0	0	0	0	0	0	0
Drunkenness	0	0	0	0	0	0	0	0	0	0	0	0	0	0	0	0	0	0	0	0	0	0	0
Disorderly Conduct	0	0	0	0	2	0	0	0	2	0	0	0	0	0	0	0	0	0	0	0	0	0	0
Vagrancy	0	0	0	0	0	0	0	0	0	0	0	0	0	0	0	0	0	0	0	0	0	0	0
All Other Offenses (Except Traffic)	0	0	0	0	53	0	0	0	46	4	0	0	0	3	0	0	4	0	0	0	4	0	0
Suspicion	0	0	0	0	0	0	0	0	0	0	0	0	0	0	0	0	0	0	0	0	0	0	0
Total Miscellaneous Violations:	0	0	0	0	62	0	0	0	52	6	0	0	0	3	1	0	4	0	0	0	4	0	0
<b>Human Trafficking:</b> Hawaiian/Islander																							
Human Trafficking/ Commercial Sex Acts	0	0	0	0	0	0	0	0	0	0	0	0	0	0	0	0	0	0	0	0	0	0	0
Human Trafficking/ Involuntary Servitude	0	0	0	0	0	0	0	0	0	0	0	0	0	0	0	0	0	0	0	0	0	0	0
Total Human Trafficking Violations:	0	0	0	0	0	0	0	0	0	0	0	0	0	0	0	0	0	0	0	0	0	0	0
Total ASR Race - Adult	0	0	0	0	119	0	1	0	88	16	0	0	0	12	2	0	7	0	1	0	6	0	1



Adult Arrests - Races State Totals 2017	COUNTY: Humboldt	Humboldt School Dist	Humboldt Co	Winemucca PD	Lander Co	Lincoln Co	COUNTY: Lyon	Lyon Co	Yerington PD	Mineral Co	Nye Co	COUNTY: Pershing	Lovelock PD	Pershing Co	Storey Co	COUNTY: Washoe	Reno PD	Reno-Tahoe Airport Auth	Sparks PD	UNR	Washoe School Dist	Washoe Co	Reno Muni Court	White Pine Co	COUNTY: Statewide	NDI	NHP - Southern	NHP - Northeastern	NHP - Northwestern	Capitol Police	Fire Marshal	Secretary of State	Attorney General	Hawaiian/Islander
	Gambling:																																	
	Hawaiian/Islander																																	
	Bookmaking (Horse and Sport Book)	0	0	0	0	0	0	0	0	0	0	0	0	0	0	0	0	0	0	0	0	0	0	0	0	0	0	0	0	0	0	0	0	0
Numbers and Lottery	0	0	0	0	0	0	0	0	0	0	0	0	0	0	0	0	0	0	0	0	0	0	0	0	0	0	0	0	0	0	0	0	0	
All Other Gambling	0	0	0	0	0	0	0	0	0	0	0	0	0	0	0	0	0	0	0	0	0	0	0	0	0	0	0	0	0	0	0	0	0	
Total Gambling Violations:	0	0	0	0	0	0	0	0	0	0	0	0	0	0	0	0	0	0	0	0	0	0	0	0	0	0	0	0	0	0	0	0	0	
Miscellaneous:																																		
Hawaiian/Islander																																		
Offenses Against the Family and Children	0	0	0	0	0	0	0	0	0	0	0	1	1	0	0	0	0	0	0	0	0	0	0	0	0	0	0	0	0	0	0	0	1	
Driving Under the Influence	0	0	0	0	0	0	2	0	2	0	0	0	0	0	0	0	0	0	0	0	0	0	0	0	0	0	0	0	0	0	0	0	0	
Liquor Laws	0	0	0	0	0	0	0	0	0	0	0	0	0	0	2	0	0	0	0	0	0	0	0	0	0	0	0	0	0	0	0	0	0	
Drunkenness	0	0	0	0	0	0	0	0	0	1	0	0	0	0	0	0	0	0	0	0	0	0	0	0	0	0	0	0	0	0	0	0	1	
Disorderly Conduct	0	0	0	0	0	0	0	0	0	0	0	0	0	0	0	1	0	0	0	0	1	0	0	0	0	0	0	0	0	0	0	0	0	
Vagrancy	0	0	0	0	0	0	0	0	0	0	0	0	0	0	0	0	0	0	0	0	0	0	0	0	0	0	0	0	0	0	0	0	0	
All Other Offenses (Except Traffic)	2	0	0	2	0	0	0	0	0	2	0	0	0	0	9	2	2	0	0	0	0	0	0	0	3	3	0	3	0	0	0	0	78	
Suspicion	0	0	0	0	0	0	0	0	0	0	0	0	0	0	0	0	0	0	0	0	0	0	0	0	0	0	0	0	0	0	0	0	0	
Total Miscellaneous Violations:	2	0	0	2	0	0	2	0	2	3	0	1	1	0	11	3	2	0	0	0	1	0	0	3	3	0	3	0	0	0	0	0	0	94
Human Trafficking:																																		
Hawaiian/Islander																																		
Human Trafficking/ Commercial Sex Acts	0	0	0	0	0	0	0	0	0	0	0	0	0	0	0	0	0	0	0	0	0	0	0	0	0	0	0	0	0	0	0	0	0	
Human Trafficking/ Involuntary Servitude	0	0	0	0	0	0	0	0	0	0	0	0	0	0	0	0	0	0	0	0	0	0	0	0	0	0	0	0	0	0	0	0	0	
Total Human Trafficking Violations:	0	0	0	0	0	0	0	0	0	0	0	0	0	0	0	0	0	0	0	0	0	0	0	0	0	0	0	0	0	0	0	0	0	
Total ASR Race - Adult	2	0	0	2	0	0	3	0	3	3	0	1	1	0	12	4	2	0	0	0	2	0	0	5	6	0	6	0	0	0	0	0	0	163

Adult Arrests - Races State Totals 2017	Carson City So	COUNTY: Churchill	Churchill Co	Fallon PD	COUNTY: Clark	Boulder PD	Clark Co School Dist	College of SNV	Henderson PD	LV Metro	LV Fire & Rescue	Mesquite PD	NLV Fire & Rescue	NLV PD	UNLV PD	Douglas Co	COUNTY: Elko	Carlin PD	Elko PD	Elko CO	West Wendover PD	Emeralda Co	Eureka Co
<b>Index Crimes:</b>	<b>Hispanic</b>																						
Murder and Nonnegligent Manslaughter	1	0	0	0	29	0	0	0	0	25	0	0	0	4	0	0	1	0	0	0	1	0	0
Manslaughter by Negligence	0	0	0	0	2	0	0	0	2	0	0	0	0	0	0	0	0	0	0	0	0	0	0
Rape	2	0	0	0	73	0	0	0	1	65	0	1	0	6	0	0	0	0	0	0	0	0	0
Robbery	2	0	0	0	150	0	1	0	9	128	0	0	0	12	0	0	0	0	0	0	0	0	0
Aggravated Assault (Return A - 4a-d)	32	4	3	1	583	0	7	0	19	371	0	3	0	183	0	0	6	1	1	2	2	0	1
Burglary - Breaking or Entering	12	2	2	0	232	0	4	0	34	172	0	0	0	22	0	0	5	0	4	0	1	0	0
Larceny - Theft (Except Motor Vehicle Theft)	7	1	0	1	597	0	1	0	93	408	0	6	0	87	2	1	9	0	4	1	4	0	0
Motor Vehicle Theft	1	0	0	0	59	0	0	0	4	41	0	0	0	13	1	0	0	0	0	0	0	0	0
Arson	0	0	0	0	4	0	0	0	1	2	0	0	0	1	0	0	0	0	0	0	0	0	0
<b>Total Index Crimes Violations:</b>	<b>57</b>	<b>7</b>	<b>5</b>	<b>2</b>	<b>1,729</b>	<b>0</b>	<b>13</b>	<b>0</b>	<b>163</b>	<b>1,212</b>	<b>0</b>	<b>10</b>	<b>0</b>	<b>328</b>	<b>3</b>	<b>1</b>	<b>21</b>	<b>1</b>	<b>9</b>	<b>3</b>	<b>8</b>	<b>0</b>	<b>1</b>
<b>Other Offenses:</b>	<b>Hispanic</b>																						
Other Assaults (Return A - 4e)	3	7	7	0	2,416	0	2	0	217	2,033	0	12	0	150	2	1	33	1	15	6	11	0	0
Forgery and Counterfeiting	2	0	0	0	43	0	0	0	5	32	0	1	0	5	0	0	2	0	1	0	1	0	0
Fraud	4	0	0	0	122	0	0	0	12	96	0	0	0	14	0	0	3	1	1	1	0	0	0
Embezzlement	1	0	0	0	30	0	0	0	5	20	0	0	0	5	0	0	0	0	0	0	0	0	0
Stolen Property; Buying, Receiving, Possessing	1	0	0	0	242	0	1	0	29	189	0	2	0	21	0	0	6	1	2	2	1	0	0
Vandalism	4	0	0	0	177	1	0	0	9	136	0	3	0	27	1	0	3	0	0	2	1	0	1
Weapons; Carrying, Possessing, etc.	3	0	0	0	288	0	6	1	18	227	0	3	0	32	1	0	5	1	2	0	2	0	0
<b>Total Other Offense Violations:</b>	<b>18</b>	<b>7</b>	<b>7</b>	<b>0</b>	<b>3,318</b>	<b>1</b>	<b>9</b>	<b>1</b>	<b>295</b>	<b>2,733</b>	<b>0</b>	<b>21</b>	<b>0</b>	<b>254</b>	<b>4</b>	<b>1</b>	<b>52</b>	<b>4</b>	<b>21</b>	<b>11</b>	<b>16</b>	<b>0</b>	<b>1</b>
<b>Prostitution and Commercialized Vice:</b>	<b>Hispanic</b>																						
Prostitution	0	0	0	0	248	0	0	0	0	248	0	0	0	0	0	0	0	0	0	0	0	0	0
Assisting or Promoting Prostitution	0	0	0	0	3	0	0	0	0	3	0	0	0	0	0	0	0	0	0	0	0	0	0
Purchasing Prostitution	0	0	0	0	7	0	0	0	0	7	0	0	0	0	0	0	0	0	0	0	0	0	0
Sex Offenses (Except Forcible Rape and Prostitution)	3	0	0	0	106	0	1	0	6	93	0	1	0	3	2	0	1	0	1	0	0	0	0
<b>Total Prostitution &amp; Commercialized Vice Violations:</b>	<b>3</b>	<b>0</b>	<b>0</b>	<b>0</b>	<b>364</b>	<b>0</b>	<b>1</b>	<b>0</b>	<b>6</b>	<b>351</b>	<b>0</b>	<b>1</b>	<b>0</b>	<b>3</b>	<b>2</b>	<b>0</b>	<b>1</b>	<b>0</b>	<b>1</b>	<b>0</b>	<b>0</b>	<b>0</b>	<b>0</b>
<b>Drug Abuse Violations:</b>	<b>Hispanic</b>																						
<b>Sale/Manufacturing:</b>	<b>2</b>	<b>0</b>	<b>0</b>	<b>0</b>	<b>274</b>	<b>0</b>	<b>2</b>	<b>0</b>	<b>26</b>	<b>229</b>	<b>0</b>	<b>8</b>	<b>0</b>	<b>9</b>	<b>0</b>	<b>0</b>	<b>6</b>	<b>0</b>	<b>1</b>	<b>2</b>	<b>3</b>	<b>0</b>	<b>0</b>
Opium or Cocaine and Their Derivatives (Morphine, Heroin, Codeine)	2	0	0	0	56	0	0	0	0	55	0	0	0	1	0	0	1	0	0	0	1	0	0
Marijuana	0	0	0	0	49	0	2	0	0	42	0	4	0	1	0	0	1	0	1	0	0	0	0
Synthetic Narcotics - Manufactured Narcotics Which Can Cause TrueDrug Addiction (Demerol, Methadones)	0	0	0	0	65	0	0	0	2	63	0	0	0	0	0	0	4	0	0	2	2	0	0
Other - Dangerous Nonnarcotic Drugs (Barbiturates, Benzedrine)	0	0	0	0	104	0	0	0	24	69	0	4	0	7	0	0	0	0	0	0	0	0	0
<b>Possession:</b>	<b>10</b>	<b>1</b>	<b>1</b>	<b>0</b>	<b>1,059</b>	<b>0</b>	<b>13</b>	<b>0</b>	<b>67</b>	<b>685</b>	<b>0</b>	<b>12</b>	<b>0</b>	<b>282</b>	<b>0</b>	<b>1</b>	<b>20</b>	<b>5</b>	<b>7</b>	<b>0</b>	<b>8</b>	<b>0</b>	<b>0</b>
Opium or Cocaine and Their Derivatives (Morphine, Heroin, Codeine)	3	0	0	0	143	0	2	0	0	111	0	0	0	30	0	0	3	0	2	0	1	0	0
Marijuana	5	1	1	0	158	0	4	0	18	86	0	6	0	44	0	1	6	2	3	0	1	0	0
Synthetic Narcotics - Manufactured Narcotics Which Can Cause TrueDrug Addiction (Demerol, Methadones)	2	0	0	0	204	0	1	0	0	200	0	0	0	3	0	0	8	3	2	0	3	0	0
Other - Dangerous Nonnarcotic Drugs (Barbiturates, Benzedrine)	0	0	0	0	554	0	6	0	49	288	0	6	0	205	0	0	3	0	0	0	3	0	0
<b>Total Drug Abuse Violations:</b>	<b>12</b>	<b>1</b>	<b>1</b>	<b>0</b>	<b>1,333</b>	<b>0</b>	<b>15</b>	<b>0</b>	<b>93</b>	<b>914</b>	<b>0</b>	<b>20</b>	<b>0</b>	<b>291</b>	<b>0</b>	<b>1</b>	<b>26</b>	<b>5</b>	<b>8</b>	<b>2</b>	<b>11</b>	<b>0</b>	<b>0</b>

Adult Arrests - Races State Totals 2017		Carson City So	COUNTY: Churchill	Churchill Co	Fallon PD	COUNTY: Clark	Boulder PD	Clark Co School Dist	College of SNV	Henderson PD	LV Metro	LV Fire & Rescue	Mesquite PD	NLV Fire & Rescue	NLV PD	UNLV PD	Douglas Co	COUNTY: Elko	Carlin PD	Elko PD	Elko CO	West Wendover PD	Esmeralda Co	Eureka Co
Gambling:		Hispanic																						
Bookmaking (Horse and Sport Book)		0	0	0	0	0	0	0	0	0	0	0	0	0	0	0	0	0	0	0	0	0	0	0
Numbers and Lottery		0	0	0	0	0	0	0	0	0	0	0	0	0	0	0	0	0	0	0	0	0	0	0
All Other Gambling		0	0	0	0	2	0	0	0	0	0	0	2	0	0	0	0	2	0	0	0	2	0	0
Total Gambling Violations:		0	0	0	0	2	0	0	0	0	0	0	2	0	0	0	0	2	0	0	0	2	0	0
Miscellaneous:		Hispanic																						
Offenses Against the Family and Children		6	0	0	0	67	0	0	0	20	36	0	0	0	11	0	0	5	2	1	1	1	0	0
Driving Under the Influence		17	5	2	3	1,526	2	2	0	108	1,216	0	25	0	172	1	2	33	2	12	6	13	0	0
Liquor Laws		7	0	0	0	198	1	0	0	9	181	0	5	0	2	0	1	12	1	10	1	0	0	0
Drunkenness		0	0	0	0	0	0	0	0	0	0	0	0	0	0	0	0	0	0	0	0	0	0	0
Disorderly Conduct		3	1	1	0	130	0	1	0	3	86	0	9	0	31	0	2	15	1	5	7	2	0	0
Vagrancy		0	0	0	0	168	0	1	0	1	165	0	1	0	0	0	0	0	0	0	0	0	0	0
All Other Offenses (Except Traffic)		170	28	17	11	4,302	0	14	3	593	3,205	0	18	0	466	3	2	137	10	54	21	52	0	0
Suspicion		0	0	0	0	0	0	0	0	0	0	0	0	0	0	0	0	0	0	0	0	0	0	0
Total Miscellaneous Violations:		203	34	20	14	6,391	3	18	3	734	4,889	0	58	0	682	4	7	202	16	82	36	68	0	0
Human Trafficking:		Hispanic																						
Human Trafficking/ Commercial Sex Acts		0	0	0	0	2	0	0	0	0	2	0	0	0	0	0	0	0	0	0	0	0	0	0
Human Trafficking/ Involuntary Servitude		0	0	0	0	0	0	0	0	0	0	0	0	0	0	0	0	0	0	0	0	0	0	0
Total Human Trafficking Violations:		0	0	0	0	2	0	0	0	0	2	0	0	0	0	0	0	0	0	0	0	0	0	0
Total ASR Race - Adult		293	49	33	16	13,139	4	56	4	1,291	10,101	0	112	0	1,558	13	10	304	26	121	52	105	0	2

Adult Arrests - Races State Totals 2017		COUNTY: Humboldt	Humboldt School Dist	Humboldt Co	Winnemucca PD	Lander Co	Lincoln Co	COUNTY: Lyon	Lyon Co	Yerington PD	Mineral Co	Nye Co	COUNTY: Persing	Lovelock PD	Pershing Co	Storey Co	COUNTY: Washoe	Reno PD	Reno-Tahoe Airport Auth	Sparks PD	UNR	Washoe School Dist	Washoe Co	Reno Muni Court	White Pine Co	COUNTY: Statewide	NDI	NHP - Southern	NHP - Northeastern	NHP - Northwestern	Capitol Police	Fire Marshal	Secretary of State	Attorney General	Hispanic
Index Crimes:		Hispanic																																YTD	
Murder and Nonnegligent Manslaughter	0	0	0	0	0	0	0	0	0	0	0	0	0	0	0	0	1	0	0	1	0	0	0	0	0	2	2	0	0	0	0	0	0	0	34
Manslaughter by Negligence	0	0	0	0	0	0	0	0	0	0	0	0	0	0	0	0	0	0	0	0	0	0	0	0	0	0	0	0	0	0	0	0	0	0	2
Rape	0	0	0	0	0	0	0	0	0	0	0	0	0	0	0	0	10	5	0	3	0	0	2	0	0	0	0	0	0	0	0	0	0	0	85
Robbery	0	0	0	0	0	0	0	0	0	0	0	0	0	0	0	0	12	5	0	6	0	0	1	0	0	2	1	0	0	0	1	0	0	0	166
Aggravated Assault (Return A - 4a-d)	2	0	0	2	1	0	0	0	0	0	0	2	0	0	0	0	180	65	0	94	0	0	21	0	0	1	0	0	0	0	0	0	0	1	812
Burglary - Breaking or Entering	1	0	0	1	1	0	0	0	0	0	0	0	0	0	0	0	57	23	0	33	0	0	1	0	0	2	2	0	0	0	0	0	0	0	312
Larceny - Theft (Except Motor Vehicle Theft)	2	0	0	2	1	0	0	0	0	0	0	0	0	0	0	2	57	32	0	24	0	1	0	0	0	1	0	0	0	0	1	0	0	0	678
Motor Vehicle Theft	0	0	0	0	1	0	0	0	0	0	0	0	1	1	0	0	39	20	0	17	0	0	2	0	2	2	2	0	0	0	0	0	0	0	105
Arson	0	0	0	0	0	0	0	0	0	0	0	0	0	0	0	0	1	0	0	1	0	0	0	0	0	0	0	0	0	0	0	0	0	0	5
Total Index Crimes Violations:		5	0	0	5	4	0	0	0	0	0	2	1	1	0	2	357	150	0	179	0	1	27	0	2	10	7	0	0	0	2	0	0	1	2,199
Other Offenses:		Hispanic																																YTD	
Other Assaults (Return A - 4e)	3	0	1	2	2	0	2	2	0	2	0	1	0	1	0	53	26	0	20	3	4	0	0	0	1	1	0	0	0	0	0	0	0	2,524	
Forgery and Counterfeiting	0	0	0	0	1	0	0	0	0	0	0	0	0	0	0	0	5	1	0	3	0	0	1	0	0	0	0	0	0	0	0	0	0	0	53
Fraud	0	0	0	0	0	0	0	0	0	0	0	0	0	0	0	0	16	3	0	10	0	1	2	0	0	11	0	0	0	0	0	0	0	11	156
Embezzlement	0	0	0	0	0	0	0	0	0	0	0	0	0	0	0	0	2	1	0	1	0	0	0	0	0	0	0	0	0	0	0	0	0	0	33
Stolen Property; Buying, Receiving, Possessing	0	0	0	0	2	0	0	0	0	0	0	0	0	0	0	0	20	9	0	8	1	1	1	0	0	1	1	0	0	0	0	0	0	0	272
Vandalism	0	0	0	0	0	0	0	0	0	0	0	0	0	0	0	0	30	10	0	16	0	0	4	0	0	0	0	0	0	0	0	0	0	0	215
Weapons; Carrying, Possessing, etc.	0	0	0	0	1	0	0	0	0	0	0	0	0	0	0	0	19	9	0	5	1	0	4	0	0	0	0	0	0	0	0	0	0	0	316
Total Other Offense Violations:		3	0	1	2	6	0	2	0	2	0	1	0	1	0	1	145	59	0	63	5	6	12	0	0	13	2	0	0	0	0	0	0	11	3,569
Prostitution and Commercialized Vice:		Hispanic																																YTD	
Prostitution	0	0	0	0	0	0	0	0	0	0	0	0	0	0	0	0	1	1	0	0	0	0	0	0	0	0	0	0	0	0	0	0	0	0	249
Assisting or Promoting Prostitution	0	0	0	0	0	0	0	0	0	0	0	0	0	0	0	0	0	0	0	0	0	0	0	0	0	0	0	0	0	0	0	0	0	0	3
Purchasing Prostitution	1	0	1	0	0	0	0	0	0	0	0	0	0	0	0	0	0	0	0	0	0	0	0	0	0	0	0	0	0	0	0	0	0	0	8
Sex Offenses (Except Forcible Rape and Prostitution)	0	0	0	0	0	0	0	0	0	0	0	0	0	0	0	0	9	4	0	4	0	0	1	0	0	0	0	0	0	0	0	0	0	0	119
Total Prostitution & Commercialized Vice Violations:		1	0	1	0	0	0	0	0	0	0	0	0	0	0	0	10	5	0	4	0	0	1	0	0	0	0	0	0	0	0	0	0	0	379
Drug Abuse Violations:		Hispanic																																YTD	
Sale/Manufacturing:		0	0	0	0	0	0	0	0	0	0	0	0	0	0	0	3	1	0	0	0	0	2	0	0	5	5	0	0	0	0	0	0	0	290
Opium or Cocaine and Their Derivatives (Morphine, Heroin, Codeine)	0	0	0	0	0	0	0	0	0	0	0	0	0	0	0	0	3	1	0	0	0	0	2	0	0	0	0	0	0	0	0	0	0	0	62
Marijuana	0	0	0	0	0	0	0	0	0	0	0	0	0	0	0	0	0	0	0	0	0	0	0	0	0	0	0	0	0	0	0	0	0	0	50
Synthetic Narcotics - Manufactured Narcotics Which Can Cause TrueDrug Addiction (Demerol, Methadones)	0	0	0	0	0	0	0	0	0	0	0	0	0	0	0	0	0	0	0	0	0	0	0	0	0	5	5	0	0	0	0	0	0	0	74
Other - Dangerous Nonnarcotic Drugs (Barbiturates, Benzedrine)	0	0	0	0	0	0	0	0	0	0	0	0	0	0	0	0	0	0	0	0	0	0	0	0	0	0	0	0	0	0	0	0	0	0	104
Possession:	3	0	3	0	0	0	0	0	0	1	0	4	0	4	0	10	4	0	2	0	3	1	0	0	5	5	0	0	0	0	0	0	0	0	1,114
Opium or Cocaine and Their Derivatives (Morphine, Heroin, Codeine)	1	0	1	0	0	0	0	0	0	0	0	0	0	0	0	0	0	0	0	0	0	0	0	0	0	0	0	0	0	0	0	0	0	0	150
Marijuana	2	0	2	0	0	0	0	0	0	0	0	0	0	0	0	0	8	4	0	1	0	2	1	0	0	0	0	0	0	0	0	0	0	0	181
Synthetic Narcotics - Manufactured Narcotics Which Can Cause TrueDrug Addiction (Demerol, Methadones)	0	0	0	0	0	0	0	0	0	0	0	0	0	0	0	0	2	0	0	1	0	1	0	0	0	4	4	0	0	0	0	0	0	0	220
Other - Dangerous Nonnarcotic Drugs (Barbiturates, Benzedrine)	0	0	0	0	0	0	0	0	0	1	0	4	0	4	0	0	0	0	0	0	0	0	0	0	0	1	1	0	0	0	0	0	0	0	563
Total Drug Abuse Violations:		3	0	3	0	0	0	0	0	1	0	4	0	4	0	13	5	0	2	0	3	3	0	0	10	10	0	0	0	0	0	0	0	0	1,404

Adult Arrests - Races State Totals 2017	COUNTY: Humboldt	Humboldt School Dist	Humboldt Co	Winnemucca PD	Lander Co	Lincoln Co	COUNTY: Lyon	Lyon Co	Yerington PD	Mineral Co	Nye Co	COUNTY: Pershing	Lovelock PD	Pershing Co	Storey Co	COUNTY: Washoe	Reno PD	Reno-Tahoe Airport Auth	Sparks PD	UNR	Washoe School Dist	Washoe Co	Reno Muni Court	White Pine Co	COUNTY: Statewide	NDI	NHP - Southern	NHP - Northeastern	NHP - Northwestern	Capitol Police	Fire Marshal	Secretary of State	Attorney General	Hispanic																																	
	Gambling:																																	YTD																																	
	0	0	0	0	0	0	0	0	0	0	0	0	0	0	0	0	0	0	0	0	0	0	0	0	0	0	0	0	0	0	0	0	0																																		
	0	0	0	0	0	0	0	0	0	0	0	0	0	0	0	0	0	0	0	0	0	0	0	0	0	0	0	0	0	0	0	0	0																																		
Total Gambling Violations:																																		0	0	0	0	0	0	0	0	0	0	1	0	0	0	0	0	0	0	0	0	0	0	0	0	0	0	0	0	0	0	0	5		
Miscellaneous:																																		YTD																																	
1	0	0	1	0	0	0	0	0	0	0	1	0	0	0	2	26	5	0	16	0	0	5	0	1	0	0	0	0	0	0	0	0	0	109																																	
4	0	4	0	2	0	0	0	0	0	1	0	1	1	0	0	220	116	1	72	3	0	28	0	0	0	0	0	0	0	0	0	0	0	1,811																																	
0	0	0	0	2	0	2	2	2	0	3	0	1	0	1	1	45	23	0	8	11	3	0	0	0	1	0	0	0	0	1	0	0	0	273																																	
2	0	0	2	0	0	0	0	0	0	0	1	0	0	0	0	2	0	0	1	0	1	0	0	0	0	0	0	0	0	0	0	0	0	5																																	
1	0	0	1	0	0	0	0	0	0	2	0	1	1	0	0	15	6	0	8	0	0	1	0	4	0	0	0	0	0	0	0	0	0	174																																	
1	0	1	0	0	0	0	0	0	0	0	0	0	0	0	0	0	0	0	0	0	0	0	0	0	0	0	0	0	0	0	0	0	169																																		
7	0	2	5	8	0	1	1	0	2	7	8	0	8	23	673	206	1	342	0	5	119	0	14	11	11	0	0	0	0	0	0	0	0	5,393																																	
0	0	0	0	0	0	0	0	0	0	0	0	0	0	0	0	0	0	0	0	0	0	0	0	0	0	0	0	0	0	0	0	0	0																																		
Total Miscellaneous Violations:																																		16	0	7	9	12	0	3	3	0	8	9	11	2	9	26	981	356	2	447	14	9	153	0	19	12	11	0	0	0	1	0	0	0	7,934
Human Trafficking:																																		YTD																																	
0	0	0	0	0	0	0	0	0	0	0	0	0	0	0	0	0	0	0	0	0	0	0	0	0	0	0	0	0	0	0	0	0	0	2																																	
0	0	0	0	0	0	0	0	0	0	0	0	0	0	0	0	0	0	0	0	0	0	0	0	0	0	0	0	0	0	0	0	0	0	0																																	
Total Human Trafficking Violations:																																		0	0	0	0	0	0	0	0	0	0	0	0	0	0	0	0	0	0	0	0	0	0	0	0	0	0	0	0	0	0	0	0	2	
Total ASR Race - Adult																																		28	0	12	16	22	0	5	5	0	12	11	17	3	14	28	1,506	575	2	695	19	19	196	0	21	45	30	0	0	0	3	0	0	12	15,492



Adult Arrests - Races State Totals 2017		Carson City So	COUNTY: Churchill	Churchill Co	Fallon PD	COUNTY: Clark	Boulder PD	Clark Co School Dist	College of SNV	Henderson PD	LV Metro	LV Fire & Rescue	Mesquite PD	NLV Fire & Rescue	NLV PD	UNLV PD	Douglas Co	COUNTY: Elko	Carlin PD	Elko PD	Elko CO	West Wendover PD	Esmeralda Co	Eureka Co
Index Crimes:		Non-Hispanic																						
Murder and Nonnegligent Manslaughter	3	1	0	1	105	0	0	0	6	87	0	1	0	10	1	0	1	0	1	0	0	0	0	0
Manslaughter by Negligence	0	0	0	0	2	0	0	0	0	2	0	0	0	0	0	0	0	0	0	0	0	0	0	0
Rape	6	2	1	1	150	0	0	0	11	121	0	3	0	15	0	0	0	0	0	0	0	0	0	0
Robbery	12	0	0	0	798	0	2	0	51	686	0	2	0	56	1	1	1	0	1	0	0	0	0	0
Aggravated Assault (Return A - 4a-d)	247	16	7	9	2,242	1	17	0	54	1,658	1	2	0	507	2	0	53	7	8	27	11	0	1	0
Burglary - Breaking or Entering	88	10	5	5	1,343	1	15	1	116	1,065	0	11	0	133	1	1	25	0	18	4	3	0	0	0
Larceny - Theft (Except Motor Vehicle Theft)	178	30	5	25	3,448	6	0	3	452	2,663	0	51	0	266	7	9	62	2	46	7	7	0	0	0
Motor Vehicle Theft	12	1	0	1	277	0	1	0	24	220	0	0	0	30	2	0	14	0	9	3	2	0	0	0
Arson	2	1	0	1	11	0	0	0	3	4	0	0	0	4	0	0	3	0	0	1	2	0	0	0
Total Index Crimes Violations:		548	61	18	43	8,376	8	35	4	717	6,506	1	70	0	1,021	14	11	159	9	83	42	25	0	1
Other Offenses:		Non-Hispanic																						
Other Assaults (Return A - 4e)	30	63	35	28	10,100	17	13	0	1,051	8,593	1	67	0	350	8	14	163	6	54	70	33	0	3	0
Forgery and Counterfeiting	12	5	3	2	280	1	1	0	34	230	0	2	0	12	0	0	29	1	0	11	17	0	0	0
Fraud	49	5	3	2	845	1	0	0	74	727	0	3	0	40	0	0	21	0	2	18	1	3	0	0
Embezzlement	10	2	0	2	107	0	0	0	9	93	0	0	0	5	0	0	6	0	0	6	0	0	0	0
Stolen Property; Buying, Receiving, Possessing	15	3	2	1	1,054	0	4	0	106	868	0	11	0	63	2	1	18	2	12	3	1	0	0	0
Vandalism	16	2	1	1	742	1	5	1	59	621	1	4	0	47	3	5	18	0	2	15	1	1	0	0
Weapons; Carrying, Possessing, etc.	9	7	6	1	1,105	2	7	2	75	958	0	1	0	57	3	2	21	0	3	13	5	4	0	0
Total Other Offense Violations:		141	87	50	37	14,233	22	30	3	1,408	12,090	2	88	0	574	16	22	276	9	73	136	58	8	3
Prostitution and Commercialized Vice:		Non-Hispanic																						
Prostitution	0	0	0	0	2,163	0	0	0	1	2,161	0	0	0	1	0	0	0	0	0	0	0	0	0	0
Assisting or Promoting Prostitution	0	0	0	0	20	0	0	0	0	20	0	0	0	0	0	0	0	0	0	0	0	0	0	0
Purchasing Prostitution	0	0	0	0	19	0	0	0	0	19	0	0	0	0	0	0	0	0	0	0	0	0	0	0
Sex Offenses (Except Forcible Rape and Prostitution)	12	2	0	2	465	0	2	0	16	444	0	1	0	1	1	0	4	2	1	0	1	0	0	0
Total Prostitution & Commercialized Vice Violations:		12	2	0	2	2,667	0	2	0	17	2,644	0	1	0	2	1	0	4	2	1	0	1	0	0
Drug Abuse Violations:		Non-Hispanic																						
Sale/Manufacturing:		14	2	0	2	1,121	2	10	0	28	1,023	0	49	0	8	1	2	21	1	9	7	4	2	0
Opium or Cocaine and Their Derivatives (Morphine, Heroin, Codeine)	8	0	0	0	309	0	0	0	0	305	0	1	0	3	0	0	8	1	6	0	1	0	0	0
Marijuana	1	0	0	0	390	0	5	0	2	379	0	1	0	3	0	0	1	0	0	0	1	0	0	0
Synthetic Narcotics - Manufactured Narcotics Which Can Cause TrueDrug Addiction (Demerol, Methadones)	5	0	0	0	139	2	1	0	0	135	0	0	0	0	1	1	12	0	3	7	2	2	0	0
Other - Dangerous Nonnarcotic Drugs (Barbiturates, Benzadrine)	0	2	0	2	283	0	4	0	26	204	0	47	0	2	0	1	0	0	0	0	0	0	0	0
Possession:		136	11	2	9	4,318	9	20	6	341	3,475	0	74	0	393	0	7	95	20	24	32	19	3	0
Opium or Cocaine and Their Derivatives (Morphine, Heroin, Codeine)	87	0	0	0	808	1	0	1	6	746	0	0	0	54	0	1	13	1	7	0	5	0	0	0
Marijuana	32	6	1	5	528	1	5	3	40	403	0	24	0	52	0	1	22	7	2	13	0	0	0	0
Synthetic Narcotics - Manufactured Narcotics Which Can Cause TrueDrug Addiction (Demerol, Methadones)	17	2	0	2	1,032	7	2	2	1	1,006	0	5	0	9	0	0	50	11	15	13	11	0	0	0
Other - Dangerous Nonnarcotic Drugs (Barbiturates, Benzadrine)	0	3	1	2	1,950	0	13	0	294	1,320	0	45	0	278	0	5	10	1	0	6	3	3	0	0
Total Drug Abuse Violations:		150	13	2	11	5,439	11	30	6	369	4,498	0	123	0	401	1	9	116	21	33	39	23	5	0

Adult Arrests - Races State Totals 2017		Carson City So	COUNTY: Churchill	Churchill Co	Fallon PD	COUNTY: Clark	Boulder PD	Clark Co School Dist	College of SNV	Henderson PD	LV Metro	LV Fire & Rescue	Mesquite PD	NLV Fire & Rescue	NLV PD	UNLV PD	Douglas Co	COUNTY: Elko	Carlin PD	Elko PD	Elko CO	West Wendover PD	Esmeralda Co	Eureka Co
Gambling:		Non-Hispanic																						
Bookmaking (Horse and Sport Book)		0	0	0	0	0	0	0	0	0	0	0	0	0	0	0	0	0	0	0	0	0	0	0
Numbers and Lottery		0	0	0	0	0	0	0	0	0	0	0	0	0	0	0	0	0	0	0	0	0	0	0
All Other Gambling		0	0	0	0	8	0	0	0	0	0	0	8	0	0	0	0	0	0	0	0	0	0	0
Total Gambling Violations:		0	0	0	0	8	0	0	0	0	0	0	8	0	0	0	0	0	0	0	0	0	0	0
Miscellaneous:		Non-Hispanic																						
Offenses Against the Family and Children		38	9	2	7	216	2	0	0	63	130	0	2	0	18	1	0	17	0	4	13	0	2	0
Driving Under the Influence		147	78	36	42	3,520	58	6	1	395	2,812	0	70	0	176	2	11	159	27	42	64	26	8	2
Liquor Laws		64	8	7	1	844	6	0	0	57	760	0	8	0	5	8	15	46	2	27	15	2	3	0
Drunkenness		0	20	7	13	1	0	0	0	0	0	0	0	0	1	0	0	7	1	3	3	0	0	0
Disorderly Conduct		32	27	9	18	612	15	3	1	16	456	1	43	0	77	0	10	72	1	19	49	3	1	0
Vagrancy		1	0	0	0	1,383	0	3	0	0	1,372	0	8	0	0	0	0	0	0	0	0	0	0	0
All Other Offenses (Except Traffic)		1,470	430	267	163	28,173	24	36	15	3,047	23,730	0	66	0	1,236	19	31	935	143	343	374	75	45	1
Suspicion		0	0	0	0	0	0	0	0	0	0	0	0	0	0	0	0	0	0	0	0	0	0	0
Total Miscellaneous Violations:		1,752	572	328	244	34,749	105	48	17	3,578	29,260	1	197	0	1,513	30	67	1,236	174	438	518	106	59	3
Human Trafficking:		Non-Hispanic																						
Human Trafficking/ Commercial Sex Acts		0	0	0	0	31	0	0	0	0	31	0	0	0	0	0	0	0	0	0	0	0	0	0
Human Trafficking/ Involuntary Servitude		0	0	0	0	0	0	0	0	0	0	0	0	0	0	0	0	0	0	0	0	0	0	0
Total Human Trafficking Violations:		0	0	0	0	31	0	0	0	0	31	0	0	0	0	0	0	0	0	0	0	0	0	0
Total ASR Race - Adult		2,603	735	398	337	65,503	146	145	30	6,089	55,029	4	487	0	3,511	62	109	1,791	215	628	735	213	72	7

Adult Arrests - Races State Totals 2017	COUNTY: Humboldt	Humboldt School Dist	Humboldt Co	Winnemucca PD	Lander Co	Lincoln Co	COUNTY: Lyon	Lyon Co	Yerington PD	Mineral Co	Nye Co	COUNTY: Persing	Lovelock PD	Pershing Co	Storey Co	COUNTY: Washoe	Reno PD	Reno-Tahoe Airport Auth	Sparks PD	UNR	Washoe School Dist	Washoe Co	Reno Muni Court	White Pine Co	COUNTY: Statewide	NDI	NHP - Southern	NHP - Northeastern	NHP - Northwestern	Capitol Police	Fire Marshal	Secretary of State	Attorney General	Non-Hispanic
Index Crimes:	Non-Hispanic																																YTD	
Murder and Nonnegligent Manslaughter	0	0	0	0	0	0	1	1	0	0	1	0	0	0	0	2	0	0	0	0	0	2	0	0	2	1	0	0	0	0	0	0	1	116
Manslaughter by Negligence	0	0	0	0	0	0	0	0	0	0	0	0	0	0	0	0	0	0	0	0	0	0	0	0	0	0	0	0	0	0	0	0	0	2
Rape	0	0	0	0	0	0	1	1	0	0	0	1	0	1	0	34	12	0	11	0	0	11	0	0	0	0	0	0	0	0	0	0	0	194
Robbery	0	0	0	0	0	0	0	0	0	0	0	0	0	0	0	230	159	0	50	0	1	20	0	1	2	2	0	0	0	0	0	0	0	1,045
Aggravated Assault (Return A - 4a-d)	6	0	4	2	7	0	3	3	0	1	12	1	1	0	3	1,337	712	0	320	2	0	302	1	1	0	0	0	0	0	0	0	0	0	3,930
Burglary - Breaking or Entering	7	0	2	5	6	0	4	4	0	1	0	0	0	0	0	901	591	0	191	0	1	118	0	14	18	16	0	0	0	2	0	0	0	2,418
Larceny - Theft (Except Motor Vehicle Theft)	24	0	0	24	2	0	6	6	0	9	3	0	0	0	4	865	623	0	201	3	0	38	0	0	7	1	0	0	0	0	0	0	6	4,647
Motor Vehicle Theft	1	0	0	1	1	0	0	0	0	1	0	2	0	2	0	280	154	0	63	0	0	63	0	3	6	6	0	0	0	0	0	0	0	598
Arson	2	0	2	0	0	0	1	1	0	0	0	0	0	0	0	17	9	0	4	0	0	4	0	1	0	0	0	0	0	0	0	0	0	38
Total Index Crimes Violations:	40	0	8	32	16	0	16	16	0	12	16	4	1	3	7	3,666	2,260	0	840	5	2	558	1	20	35	26	0	0	0	2	0	0	7	12,988
Other Offenses:	Non-Hispanic																																YTD	
Other Assaults (Return A - 4e)	35	0	13	22	19	0	11	11	0	13	7	9	5	4	1	620	441	2	102	10	7	58	0	14	5	3	0	0	0	2	0	0	0	11,107
Forgery and Counterfeiting	0	0	0	0	0	0	2	2	0	1	5	0	0	0	0	62	47	0	8	0	0	7	0	1	6	5	0	0	0	0	0	0	1	403
Fraud	3	0	1	2	3	0	4	4	0	12	14	1	1	0	1	315	197	0	55	0	1	62	0	1	25	11	0	0	0	1	1	12	1,302	
Embezzlement	0	0	0	0	2	0	2	2	0	1	2	0	0	0	0	44	30	0	9	1	0	4	0	1	2	0	0	0	0	0	0	0	2	179
Stolen Property; Buying, Receiving, Possessing	4	0	2	2	2	0	2	2	0	0	0	0	0	0	0	164	84	2	39	3	1	35	0	3	9	9	0	0	0	0	0	0	0	1,275
Vandalism	4	0	0	4	1	0	1	1	0	3	10	1	1	0	1	240	177	0	27	1	0	35	0	4	6	6	0	0	0	0	0	0	0	1,055
Weapons; Carrying, Possessing, etc.	9	0	4	5	3	0	0	0	0	6	17	0	0	0	0	167	104	12	18	5	2	26	0	6	10	9	0	0	0	1	0	0	0	1,366
Total Other Offense Violations:	55	0	20	35	30	0	22	22	0	36	55	11	7	4	3	1,612	1,080	16	258	20	11	227	0	30	63	43	0	0	0	4	0	1	15	16,687
Prostitution and Commercialized Vice:	Non-Hispanic																																YTD	
Prostitution	0	0	0	0	0	0	0	0	0	0	1	0	0	0	0	54	53	0	0	0	0	1	0	0	0	0	0	0	0	0	0	0	0	2,218
Assisting or Promoting Prostitution	0	0	0	0	0	0	0	0	0	0	0	0	0	0	0	0	0	0	0	0	0	0	0	0	0	0	0	0	0	0	0	0	0	20
Purchasing Prostitution	0	0	0	0	0	0	0	0	0	0	1	0	0	0	0	1	0	1	0	0	0	0	0	0	0	0	0	0	0	0	0	0	0	21
Sex Offenses (Except Forcible Rape and Prostitution)	3	0	0	3	1	0	2	2	0	0	0	0	0	0	0	73	43	0	14	1	0	15	0	2	0	0	0	0	0	0	0	0	0	564
Total Prostitution & Commercialized Vice Violations:	3	0	0	3	1	0	2	2	0	0	2	0	0	0	0	128	96	1	14	1	0	16	0	2	0	0	0	0	0	0	0	0	0	2,823
Drug Abuse Violations:	Non-Hispanic																																YTD	
Sale/Manufacturing:	2	0	0	2	0	0	1	1	0	18	4	8	0	8	3	43	18	2	9	1	0	13	0	3	65	64	0	0	0	1	0	0	0	1,309
Opium or Cocaine and Their Derivatives (Morphine, Heroin, Codeine)	0	0	0	0	0	0	0	0	0	2	0	0	0	0	1	33	13	0	9	0	0	11	0	0	1	1	0	0	0	0	0	0	0	362
Marijuana	0	0	0	0	0	0	0	0	0	0	0	0	0	0	1	6	4	0	0	0	0	2	0	0	3	3	0	0	0	0	0	0	0	402
Synthetic Narcotics - Manufactured Narcotics Which Can Cause TrueDrug Addiction (Demerol, Methadones)	2	0	0	2	0	0	1	1	0	11	4	0	0	0	0	4	1	2	0	1	0	0	0	3	55	54	0	0	0	1	0	0	0	239
Other - Dangerous Nonnarcotic Drugs (Barbiturates, Benzedrine)	0	0	0	0	0	0	0	0	0	5	0	8	0	8	1	0	0	0	0	0	0	0	0	0	6	6	0	0	0	0	0	0	0	306
Possession:	3	0	2	1	2	0	14	14	0	31	3	48	0	48	0	112	24	4	12	28	9	35	0	24	65	63	0	0	0	0	0	0	2	4,872
Opium or Cocaine and Their Derivatives (Morphine, Heroin, Codeine)	1	0	1	0	0	0	0	0	0	0	0	4	0	4	0	7	0	4	0	3	0	0	0	0	2	2	0	0	0	0	0	0	0	923
Marijuana	1	0	0	1	2	0	2	2	0	9	0	1	0	1	0	63	12	0	7	14	6	24	0	0	5	5	0	0	0	0	0	0	0	672
Synthetic Narcotics - Manufactured Narcotics Which Can Cause TrueDrug Addiction (Demerol, Methadones)	0	0	0	0	0	0	8	8	0	11	2	0	0	0	0	35	12	0	4	10	3	6	0	24	45	44	0	0	0	0	0	0	1	1,226
Other - Dangerous Nonnarcotic Drugs (Barbiturates, Benzedrine)	1	0	1	0	0	0	4	4	0	11	1	43	0	43	0	7	0	0	1	1	0	5	0	0	13	12	0	0	0	0	0	0	1	2,051
Total Drug Abuse Violations:	5	0	2	3	2	0	15	15	0	49	7	56	0	56	3	155	42	6	21	29	9	48	0	27	130	127	0	0	0	1	0	0	2	6,181

Adult Arrests - Races State Totals 2017		COUNTY: Humboldt	Humboldt School Dist	Humboldt Co	Winnemucca PD	Lander Co	Lincoln Co	COUNTY: Lyon	Lyon Co	Yerington PD	Mineral Co	Nye Co	COUNTY: Pershing	Lovelock PD	Pershing Co	Storey Co	COUNTY: Washoe	Reno PD	Reno-Tahoe Airport Auth	Sparks PD	UNR	Washoe School Dist	Washoe Co	Reno Muni Court	White Pine Co	COUNTY: Statewide	NDI	NHP - Southern	NHP - Northeastern	NHP - Northwestern	Capitol Police	Fire Marshal	Secretary of State	Attorney General	Non-Hispanic
Gambling:		Non-Hispanic																																YTD	
Bookmaking (Horse and Sport Book)	0	0	0	0	0	0	0	0	0	0	0	0	0	0	0	0	0	0	0	0	0	0	0	0	0	0	0	0	0	0	0	0	0	0	0
Numbers and Lottery	0	0	0	0	0	0	0	0	0	0	0	0	0	0	0	0	0	0	0	0	0	0	0	0	0	0	0	0	0	0	0	0	0	0	0
All Other Gambling	1	0	0	1	0	0	0	0	0	0	1	0	0	0	0	0	1	1	0	0	0	0	0	0	0	0	0	0	0	0	0	0	0	0	11
Total Gambling Violations:		1	0	0	1	0	0	0	0	0	1	0	0	0	0	0	1	1	0	0	0	0	0	0	0	0	0	0	0	0	0	0	0	0	11
Miscellaneous:		Non-Hispanic																																YTD	
Offenses Against the Family and Children	4	0	2	2	6	0	3	3	0	8	13	4	2	2	7	282	195	0	37	0	0	50	0	10	2	1	0	0	0	0	0	0	0	1	621
Driving Under the Influence	26	0	19	7	14	0	8	8	0	50	40	6	2	4	13	1,249	691	3	194	9	2	350	0	10	10	8	0	0	0	2	0	0	0	0	5,351
Liquor Laws	4	0	3	1	9	0	1	1	0	4	0	0	0	0	4	1,748	1,580	0	41	97	2	28	0	2	0	0	0	0	0	0	0	0	0	0	2,752
Drunkenness	1	0	0	1	0	0	1	1	0	36	20	0	0	0	0	0	0	0	0	0	0	0	0	0	3	4	4	0	0	0	0	0	0	0	93
Disorderly Conduct	7	0	1	6	3	0	2	2	0	20	2	4	4	0	1	167	109	0	36	0	1	21	0	12	3	1	0	0	0	2	0	0	0	0	975
Vagrancy	4	0	4	0	0	0	0	0	0	2	0	0	0	0	0	54	54	0	0	0	0	0	0	0	0	1	0	0	0	0	1	0	0	0	1,445
All Other Offenses (Except Traffic)	82	0	21	61	79	0	23	23	0	86	271	20	9	11	115	9,303	5,817	15	1,496	17	7	1,951	0	133	121	106	0	0	0	8	0	1	6	41,318	
Suspicion	0	0	0	0	0	0	0	0	0	0	0	0	0	0	0	0	0	0	0	0	0	0	0	0	0	0	0	0	0	0	0	0	0	0	
Total Miscellaneous Violations:		128	0	50	78	111	0	38	38	0	206	346	34	17	17	140	12,803	8,446	18	1,804	123	12	2,400	0	170	141	120	0	0	0	13	0	1	7	52,555
Human Trafficking:		Non-Hispanic																																YTD	
Human Trafficking/ Commercial Sex Acts	0	0	0	0	0	0	0	0	0	0	0	0	0	0	0	0	0	0	0	0	0	0	0	0	0	0	0	0	0	0	0	0	0	31	
Human Trafficking/ Involuntary Servitude	0	0	0	0	0	0	0	0	0	0	0	0	0	0	0	0	0	0	0	0	0	0	0	0	0	0	0	0	0	0	0	0	0	0	
Total Human Trafficking Violations:		0	0	0	0	0	0	0	0	0	0	0	0	0	0	0	0	0	0	0	0	0	0	0	0	0	0	0	0	0	0	0	0	0	31
Total ASR Race - Adult		232	0	80	152	160	0	93	93	0	304	426	105	25	80	153	18,365	11,925	41	2,937	178	34	3,249	1	249	369	316	0	0	0	20	0	2	31	91,276

THIS PAGE WAS LEFT INTENTIONALLY BLANK



# References

- <sup>1</sup> Chapter 179A – Records of Criminal History and Information relating to Public Safety. (n.d.). Retrieved from <https://www.leg.state.nv.us/NRS/NRS-179A.html>
- <sup>2</sup> Users (and Uses) of Crime Statistics. (n.d.). Retrieved from <https://www.nap.edu/read/23492/chapter/5>
- <sup>3</sup> United States Census Bureau American Fact Finder. (June 2017). Retrieved from [https://factfinder.census.gov/faces/tableservices/jsf/pages/productview.xhtml?pid=PEP\\_2016\\_PEPA\\_NNRES&src=pt](https://factfinder.census.gov/faces/tableservices/jsf/pages/productview.xhtml?pid=PEP_2016_PEPA_NNRES&src=pt)
- <sup>4</sup> Governor Certified Population Estimates of Nevada's Counties, Cities and Towns 2000 to 2016. (n.d.). Retrieved from [https://tax.nv.gov/uploadedFiles/taxnv.gov/Content/TaxLibrary/Governor\\_Certified\\_Population\\_2016.pdf](https://tax.nv.gov/uploadedFiles/taxnv.gov/Content/TaxLibrary/Governor_Certified_Population_2016.pdf)
- <sup>5</sup> Sibley, R. (May 1, 2015). The benefits of criminal justice data: Beyond policing. Retrieved from <https://sunlightfoundation.com/2015/05/01/the-benefits-of-criminal-justice-data-beyond-policing/>
- <sup>6</sup> Criminal Justice Information. (2013). Retrieved from <https://ucr.fbi.gov/nibrs/summary-reporting-system-srs-user-manual>
- <sup>7</sup> Nevada Land Statistics. (2016). Retrieved from <http://www.worldatlas.com/webimage/countrys/namerica/usstates/nvlandst.htm#page>
- <sup>8</sup> Burglary Offenses, US States Census Bureau United States Quick Facts. (June 2017). Retrieved from <https://www.census.gov/quickfacts/>
- <sup>9</sup> NACo County Explorer Mapping County Data. (June 2017). Retrieved from <http://explorer.naco.org/>
- <sup>10</sup> Thomas, H. (n.d.). Public Lands in the State of Nevada: An Overview. Retrieved from <http://www.unce.unr.edu/publications/files/cd/2001/fs0132.pdf>
- <sup>11</sup> 2016 Crime in the United States. (2017). Retrieved from <https://ucr.fbi.gov/crime-in-the-u.s/2016/crime-in-the-u.s.-2016/>
- <sup>12</sup> History Channel: Nevada. (2009). Retrieved from <http://www.history.com/topics/us-states/nevada>
- <sup>13</sup> Velez, D. (2017). Idaho is Nation's Fastest-Growing State, Census Bureau Reports. Retrieved from <https://www.census.gov/newsroom/press-releases/2017/estimates-idaho.html>
- <sup>14</sup> Gaming Revenue Report. (2017). Retrieved from <http://gaming.nv.gov/modules/showdocument.aspx?documentid=12725>
- <sup>15</sup> Population Projections for Nevada's Counties 2015 to 2019. (n.d.). Retrieved from <http://nvdemography.org/wp-content/uploads/2015/02/March-2015-Five-Year-Projections.pdf>
- <sup>16</sup> UCR Offense Definitions. (2017). Retrieved from <https://www.ucrdatatool.gov/offenses.cfm>
- <sup>17</sup> United States Attorney's Office, District of Nevada. (2017). Tribal Matters - Indian Country & Public Lands. Retrieved from <https://www.justice.gov/usao-nv/tribal-matters-indian-country-public-lands>
- <sup>18</sup> 2016 Crime in the United States. (2017). Retrieved from <https://ucr.fbi.gov/crime-in-the-u.s/2016/crime-in-the-u.s.-2016/offenses-known-to-law-enforcement/murder>



This concludes our publication.

Thank you for taking the time to read *Crime in Nevada*.

If you require further information you can contact us at:

**Nevada Department of Public Safety  
Records, Communications and Compliance Division  
333 West Nye Lane Suite 100  
Carson City, NV 89706  
(775) 684-6262  
<http://rccd.nv.gov>**



THIS PAGE WAS LEFT INTENTIONALLY BLANK