



2016 Crime in Nevada

Uniform Crime Reporting

2016 Report





STATE OF NEVADA

DEPARTMENT OF PUBLIC SAFETY

Brian Sandoval, Governor

James M. Wright, Director
Department of Public Safety

Julie Butler, Division Administrator
Records, Communications and Compliance Division

Laurel Brock, Uniform Crime Reporting Statistician
Records, Communications and Compliance Division

Tammy Vieira, Uniform Crime Reporting Program Specialist
Records, Communications and Compliance Division





Director James M. Wright

DPS VISION: To be the premiere public safety agency and provide advanced law enforcement services to the citizens of Nevada. To support and empower Department of Public Safety employees by encouraging diversity in the workforce, results oriented service, productivity and meaningful career growth.

The Department of Public Safety is committed to achieving the highest standards of excellence through the use of comprehensive training programs, progressive technology, federal, state and local government partnerships with interagency cooperation to ensure the safety of all citizens and visitors in Nevada.

DPS MISSION STATEMENT: In partnership with the people of Nevada, the Department of Public Safety provides services in support of protecting our citizens and visitors by promoting safer communities through prevention, preparedness, response, recovery, education and enforcement.



Table of Contents

| | |
|--|-----|
| Forward from Division Administrator Julie Butler | 6 |
| Appreciation for Support to Nevada Law Enforcement Agencies | 7 |
| Nevada Counties | 8 |
| Nevada State Legislature Authority | 9 |
| Introduction to Uniform Crime Reporting..... | 12 |
| Classification of Offenses | 19 |
| Explanation of the Calculation of Rates | 32 |
| Statement of Policy for Release of UCR Statistical Information | 33 |
| Profile: State of Nevada | 34 |
| 2016 Nevada Crime Clock | 36 |
| 2016 Crime In Nevada Highlights..... | 38 |
| Index Crimes and Clearance Rates | 42 |
| Murder Data..... | 71 |
| Rape Data | 80 |
| Robbery Data | 88 |
| Aggravated Assault Data..... | 98 |
| Burglary Data..... | 106 |
| Larceny Data | 114 |
| Motor Vehicle Theft Data..... | 122 |
| Arson Data..... | 130 |
| Simple Assault Data | 138 |
| Human Trafficking Data..... | 144 |
| Hate Crime Data..... | 151 |
| Stolen and Recovered Property Values | 159 |
| Law Enforcement Personnel Data..... | 175 |
| Justifiable Homicide Data | 182 |
| Protection Order Data | 188 |
| Domestic Violence Data | 198 |
| Statewide Domestic Violence Demographics: by Agency and County | 204 |
| Crimes Committed Against Older Persons Data | 299 |
| Aging & Disability Services Data | 307 |
| Arrest Data | 315 |
| Statewide Arrestees: Race and Ethnicity: by Agency and County..... | 320 |
| Statewide Arrestees: Demographics: by Agency and County | 530 |
| References | 951 |

Brian Sandoval
Governor



James M. Wright
Director

Julie Butler
Division Administrator

Records, Communications and Compliance

333 West Nye Lane, Suite 100
Carson City, Nevada 89706
Telephone (775) 684-6262 – Fax (775) 687-3289
gsd.nv.gov

FORWARD

With great pride the Nevada Department of Public Safety, Records, Communications and Compliance Divisions' Uniform Crime Reporting Program presents the twenty-second annual report of *Crime In Nevada*.

Without the efforts of Nevada's law enforcement agencies this publication would not be possible. We would like to extend our sincere thanks and appreciation to each agency for their dedication and commitment in providing accurate and timely crime statistics to the state Uniform Crime Reporting Program.

If we can be of assistance, please contact the Uniform Crime Reporting Program at 775-684-6262 or email ucr@dps.state.nv.us.

This publication is available online at:
gsd.nv.gov/About/UCR/Uniform-Crime-Reporting/

Respectfully,

A handwritten signature in black ink that reads 'Julie Butler'. The signature is written in a cursive, flowing style.

Julie Butler
Division Administrator



Appreciation for Support

2016 Reporting Agencies

The success of the Nevada Uniform Crime Reporting Program hinges on the complete, accurate and timely participation of all of Nevada's law enforcement agencies. The program was established with the support of criminal justice and law enforcement agencies statewide in July of 1991 (NRS 179A.078).

Although responsibility for actual development and execution of the program was vested in the Nevada Department of Public Safety, the individuals at the municipal, county and state levels who submit the raw data are the entities ultimately critical to its viability and success. Accordingly, we recognize the following dedicated people.

Carrie Embree
Nevada Aging & Disability Services

William Avery, Inez Dunmire & Ruby Perkins
Boulder City Police Department

Karen Carr
Carlin Police Department

Tee Jay Fletcher & Becky Neep
Carson City Sheriff's Office

LaRonda Atchison
Churchill County Sheriff's Office

Wendy Burgess
Clark County School District PD

Karis Drake & Peggy Edmondson
Douglas County Sheriff's Office

Teri Pacini
Elko County Sheriff's Office

Shelby Smith
Elko Police Department

Tamara Davis
Esmeralda County Sheriff's Office

Louise Wright
Eureka County Sheriff's Office

Lindsey Hildebrand
Fallon Police Department

Hillary Velado & Kristen Grega
Henderson Police Department

Cami Durick
Humboldt County Sheriff's Office

Chukuma Jones
Humboldt County School District
Police Department

Rochelle Benevidez
Lander County Sheriff's Office

Anthony Burton & Robert Hevel
Las Vegas Fire & Rescue

Rosie Watson & Deborah Dickerson
Las Vegas Metropolitan PD

Derek Foremaster & John Stever
Lincoln County Sheriff's Office

Kristine Beck
Lovelock Police Department

Shelly Bristol
Lyon County Sheriff's Office

Wendy Medina & Kim Otero
Mesquite Police Department

Meredith Kenner
Mineral County Sheriff's Office

Rebecca Bourne & Marissa Parsons
Nevada Investigation Division

Patsy Milton
Nevada Fire Marshal

Angelina Brosnahan
NHP – Southern Region

Debbie Wenzel & Nicole Stapledon
NHP – Northern Region

Julie Santti
NHP – Central Region

Jeff Lomprey
North Las Vegas Arson Investigations

Denise Scarff
North Las Vegas Police Department

Janice Maurizio
Nye County Sheriff's Office

Rocio Olivas, Sheila Perez & Leslie Steward
Pershing County Sheriff's Office

Mark Jongsma
Reno-Tahoe Airport Authority Police
Dept

Jan Arnold & Vikki Welding
Reno Police Department

Janice Borden, Sheila Lichius-III & Teresa Wiley
Sparks Police Department

Brandy Gavenda
Storey County Sheriff's Office

James Morrow
UNLV Police Department

Tara Acquafondata
UNR Police Department

Julie Kemp & Jeff Redmond
Washoe County School District PD

Shirley Cosmos & Kim Lintz
Washoe County Sheriff's Office

Toni Corona
West Wendover Police Department

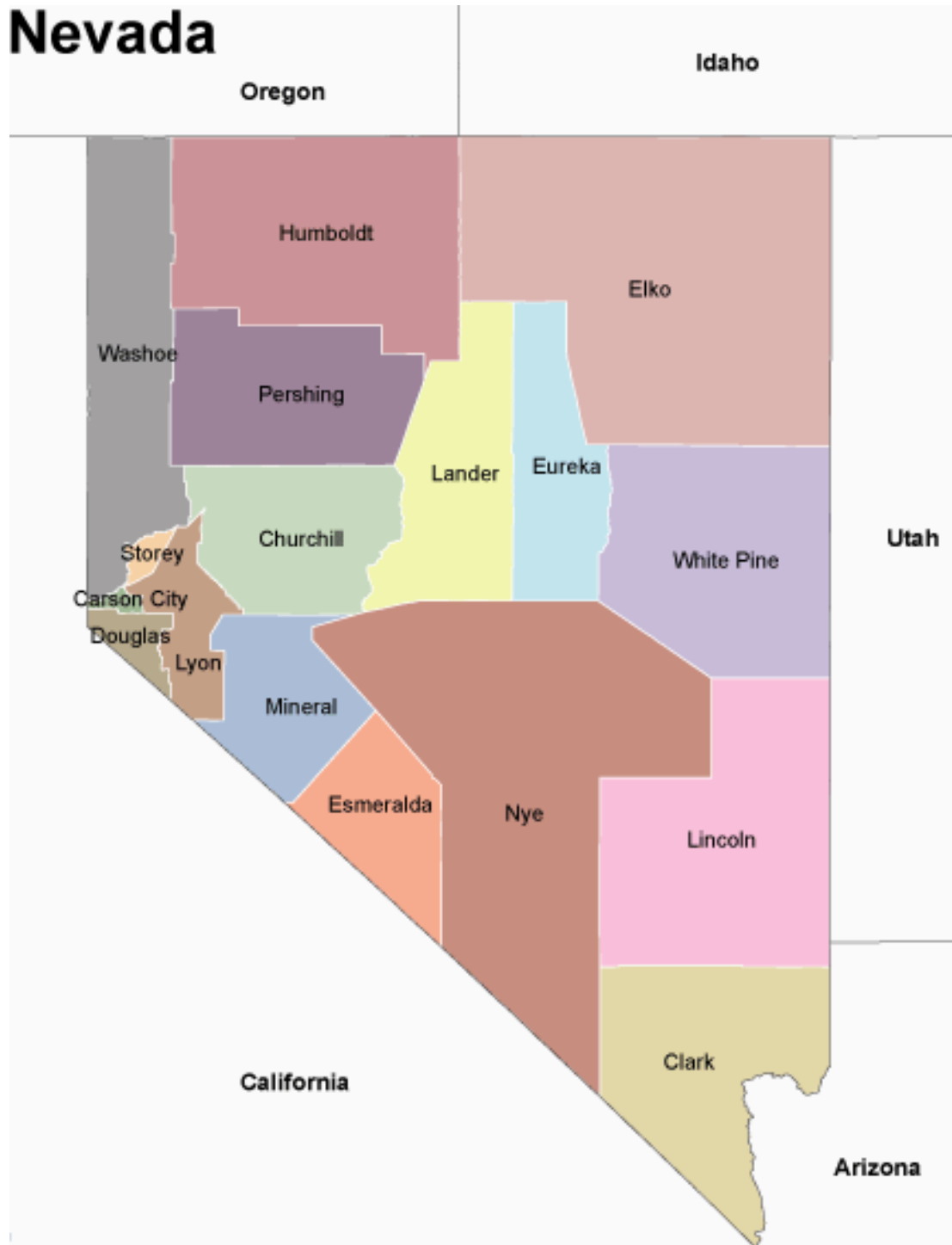
Jaime Swetich
White Pine County Sheriff's Office

Denise Arguello
Winnemucca Police Department

Helen Sturtevant
Yerington Police Department



Nevada Counties





Nevada State Legislature Authority

The Sixty-Sixth Session of the 1991 Nevada Legislature created the Uniform Crime Reporting Program within the Central Repository for Nevada Records of Criminal History.

NRS 179A.078¹: Uniform Program for Reporting Crimes: Establishment; purpose.

The Director of the Department shall establish within the Central Repository a Uniform Program for Reporting Crimes that is designed to collect statistical data relating to crime or delinquency of children and to facilitate the collection and analysis of statistical data relating to crime at a central location. *(Added to NRS by 1991, 824; A 1993, 362; 1997, 454; 2005, 903)*

NRS 179A.075: Creation; duties of agencies of criminal justice and certain other agencies; duties and powers of General Services Division of Department and Central Repository.

Mandates the reporting of criminal justice statistics to the Central Repository, the submission of that data to the Federal Bureau of Investigation and publication of these statistics on the internet.

Section 2:

Each agency of criminal justice and any other agency dealing with crime or delinquency of children shall:

- a. Collect and maintain records, reports and compilations of statistical data required by the Department;
- b. Submit the information collected to the Central Repository in the manner approved by the Director of the Department.

Section 7:

The Central Repository shall:

- a. Collect and maintain records, reports and compilations of statistical data submitted by any agency pursuant to subsection 2.
- b. Tabulate and analyze all records, reports and compilations of statistical data received pursuant to this section.
- c. Disseminate to federal agencies engaged in the collection of statistical data relating to crime information which is contained in the Central Repository.
- g. On or before July 1 of each year, prepare and post on the Central Repository's Internet website an annual report containing the statistical data relating to crime received during the preceding calendar year. Additional reports may be posted to the Central Repository's Internet website throughout the year regarding specific areas of crime if they are approved by the Director of the Department.
- h. On or before July 1 of each year, prepare and post on the Central Repository's Internet website a report containing statistical data about domestic violence in this State.
- i. Identify and review the collection and processing of statistical data relating to criminal justice and the delinquency of children by any agency identified in subsection 2 and make recommendations for any necessary changes in the manner of collecting and processing statistical data by any such agency.

Section 8:

The Central Repository may:

- a. In the manner prescribed by the Director of the Department, disseminate compilations of statistical data and publish statistical reports relating to crime or the delinquency of children.
- b. Charge a reasonable fee for any publication or special report it distributes relating to data collected pursuant to this section. The Central Repository may not collect such a fee from an agency of criminal justice, any other agency dealing with crime or the delinquency of children which is required to submit information pursuant to subsection 2 or the State Disaster Identification Team of the Division of Emergency Management of the Department. All money collected pursuant to this paragraph must be used to pay for the cost of operating the Central Repository.
- c. In the manner prescribed by the Director of the Department, use electronic means to receive and disseminate information contained in the Central Repository that it is authorized to disseminate pursuant to the provisions of this chapter.

THIS PAGE WAS LEFT INTENTIONALLY BLANK



Uniform Crime Reporting^R





Introduction to UCR

The **Uniform Crime Reporting (UCR)** program is a nationwide cooperative effort of over 18,000 city, county, and state law enforcement agencies reporting data on crime. The monthly contributions to Nevada's current program, with over 40 local law enforcement agencies reporting, represent a solid beginning to establishing an effective statewide Criminal Justice Information System (CJIS). We invite non-participating law enforcement agencies in Nevada to join their peers in this effort to provide comprehensive crime statistics for the State of Nevada.

Inquiries concerning Uniform Crime Reporting may be directed to:

**Department of Public Safety
Records, Communications and Compliance Division
Uniform Crime Reporting
333 West Nye Lane Suite 100
Carson City, NV 89706
(775) 684-6262
ucr@dps.state.nv.us**

Ideally, UCR data will eventually merge with that of the other major components of the criminal justice system (i.e., prosecutors, courts, and corrections) to form an integrated system for the exchange of vital management information. The availability of such data will enhance law enforcement's proactive response to crime and justice in Nevada. The Department of Public Safety administers the UCR Program as a statewide, standardized method of collecting statistics on crime as it is reported to law enforcement. The UCR program produces a reliable set of crime statistics for use in law enforcement administration, operation, and management. Additionally, Nevada's statistics are forwarded monthly to the FBI for inclusion in its annual report ***Crime in the United States***.

With this annual report, Nevada's citizens can look to the UCR program as the primary information source for understanding the nature and extent of crime occurring in the state. Criminologists, sociologists, legislators, state and local planners, the media, and academicians can benefit from these statistics in various ways. *The National Academies Press* reports that the uses of crime data include operation and resource allocation decisions by law enforcement, local and state government agencies, and the public and private sectors.²

Things to consider when reporting crimes:

- Crime Factors
- Potential Uses of UCR Data
- Reporting Procedure
- Hierarchy Rule
- Verification Procedure





Crime Factors to Consider

Statistics gathered under the UCR Program are submitted by the participating law enforcement agencies of Nevada and represent a spectrum of crime on statewide, county, and municipal levels. Awareness of the presence of unique variables is necessary if fair and equitable conclusions are to be drawn. These crime-influencing factors are present, to some degree, in every community and their presence affects, in varying degrees, how crime develops. Comparison of crime figures between communities should not be made without first considering individual factors present in each area. Crime, as an outgrowth of society, remains a social problem of grave concern and the police are limited in their role as to its detection and suppression.

Following are some conditions that will, by type and frequency, affect crime that occurs from place to place.

- Size and density of community population and the degree of urbanization in the surrounding area
- Compositions of population with particular reference to youth concentration
- Economic status of population, median income and job availability
- Relative stability of population, including commuters, seasonal, and other transient types
- Modes of transportation and area highway systems
- Climate, including seasonal weather conditions
- Cultural conditions such as educational, recreational, and religious characteristics
- Standards governing appointments to the police force
- Policies of prosecuting officials, the courts, correctional and parole/probation officials
- Effective strength of law enforcement agencies
- Attitude of the public toward reporting crime and participation in the prosecution of offenders
- The administrative and investigative efficiency of local law enforcement agencies, including the degree of adherence to crime reporting standards
- Organization and cooperation of adjoining and overlapping police jurisdictions

The primary goal of the UCR program is to identify crime and related problems. Statistics in this publication should not be used to measure or to evaluate workloads and results of individual contributing departments. While most police agencies are collectively viewed as crime-fighting units, considerable independent research shows only a small portion of the workload of many departments is spent fighting crime. Because of other assigned duties, the peculiar cycle of crime and clearances, and different community factors that normally affect crime statistics, no conclusions regarding individual departments should be made without consulting directly with the agency being analyzed.

Crime rates in this publication are based on the resident population of the state per the United States Census current population estimates³ and its subdivisions as established and published by the Nevada State Demographer⁴. Population estimates are revised annually. Seasonal population figures are too inaccurate and fluctuate too rapidly to be used in the determination of crime rates. Most Nevada communities experience rather wide seasonal population fluctuations due to the nature of the state's major industries, gaming and tourism. Accordingly, actual crime rates reported here, calculated per thousand population, may appear higher than might be expected for a community of comparable size without substantial fluctuations. This should not deter police administrators from using the data for planning and administrative purposes. Local seasonal population data is available which can be utilized for further statistical refinements.

Additionally, readers are cautioned not to make direct comparisons between crime rates reported for Nevada communities and those of communities of similar size in other states without first carefully analyzing and applying local modifying factors.



Potential Uses of UCR Data

The Nevada program is unique among similar state programs as it is dedicated to doing more than just gathering statistics. The program is dedicated to providing statistical support services to its contributors and to producing a variety of reports, or crime profiles, on an as-needed basis. These crime profiles will set the stage for extensive use of the data by police administrators and other criminal justice agencies.

Persons reading this report may ask, "How good are Uniform Crime Reports and how can they be used?" Initial responses that come to mind may be limited, but as the information is examined more closely, many and varied uses are discovered. Foremost is keeping the public informed as to the volume and nature of crime, which they may judge and act accordingly. In actuality, UCR is a multi-faceted vehicle of many uses. Here are a few, but by no means all such uses, as they relate to different groups and agencies.

Law Enforcement Contributors

Administrative information relating to:

- Budget - need and justification
- Staffing - number needed relating to state average number of employees vs. population and crime rate
- Department composition - Patrol, Administration, Jail, Laboratory, Detective Division, Juvenile
- Identification of specific problem crimes
- Disbursement of personnel and shifts in accordance with the crime picture of individual communities with avoidance of duplication of services in cases of concurrent jurisdiction
- Training - according to crime problem prioritization
- Equipment procurement - by justified need
- Selective enforcement - by crime volume, particular times, and seasons through UCR information
- Crime Profiles - identification of problems unique to individual communities
- Long-range Planning - as anticipated by crime trends

Governor and Legislature

- Broad, accurate picture of crime in Nevada by location, frequency, type, and rate, as reported and derived from records of all participating enforcement agencies
- Guide to validate funding needs of special interest groups
- Need for more or fewer specialized programs
- Identification of crime trends and their relationship(s) to training, courts, corrections, and other criminal justice agencies

Courts - Prosecution

- Valuable general research information on crimes within the areas being served
- Crime trend information
- Identification of specific crimes to be considered in the prosecutorial and judicial processes



Potential Uses of UCR Data cont...

Media Groups

- A factual source for use in reporting crime and socially-related problems

Social Agencies

- Identification of problem areas for concentration of remedial activities
- Application for general evaluation of program effectiveness

Educational Institutions

- Educators at all levels can use UCR data for various studies, budget preparation, and planning.

The above listed are a few possible uses; undoubtedly many more exist. The larger the UCR database becomes, the clearer its value will become. Since effective problem solving begins with problem identification, UCR will continue to be meaningful for years to come.

Nevada UCR believes the data provided herein can serve as a catalyst for some departments to establish modern record systems for the first time. With other agencies it may spur needed system upgrades. This will enable administrators at the chief and sheriff levels to be able to take a renewed look at their departments, potentially effecting beneficial internal operational changes. Awareness by subordinate personnel that their reports and arrest information are being used, not just filed, will result in better and more comprehensive reporting. Finally, the periodic release of crime information to the general public will keep the crime problem in its proper perspective. According to Joan Petersillia, faculty co-director of the Stanford Criminal Justice Center, "Ultimately, the goal is that we be able to take data from all points along the criminal justice system in order to assess the impact of what we do with the criminal justice system, allowing us to find the programs and practices that create the best possible public outcomes."⁵





Reporting Procedures

In Nevada's UCR program, contributing law enforcement agencies are wholly responsible for compiling their own crime reports and submitting them to the Uniform Crime Reporting unit of the Records, Communications and Compliance Division in Carson City. The UCR Program, to maintain data quality and uniformity, furnishes to the contributing agencies continuous training and instruction in Uniform Crime Reporting procedures. All contributors are also given data submission guidelines, report forms, and a UCR Guide furnished by the FBI that outlines, in detail, procedures to score and to classify offenses. The guide illustrates and discusses the monthly and annual report forms.

A centralized record system is vital to the sound operation of any law enforcement agency. It is an essential element for crime reporting. Trained UCR personnel at the state level assist contributors in following established reporting procedures.

Law enforcement agencies (state, county and municipal) report the number of offenses that become known to them in the following index crime categories:

VIOLENT CRIME

Categorized by:

| | |
|--------------------------|---|
| Criminal Homicide | Murder and Non-Negligent Manslaughter Manslaughter by Negligence |
|--------------------------|---|

| | |
|-------------|---|
| Rape | Rape Attempts to commit rape |
|-------------|---|

| | |
|----------------|--|
| Robbery | Firearm Knife or Cutting Instrument Other Dangerous Weapon Strong-Arm (hands, Fists, Feet, etc) |
|----------------|--|

| | |
|---------------------------|--|
| Aggravated Assault | Firearm Knife or Cutting Instrument Other Dangerous Weapon Strong-Arm (hands, Fists, Feet, etc) |
|---------------------------|--|

PROPERTY CRIME

| | |
|-----------------|--|
| Burglary | Forcible Entry Unlawful Entry (No Force) Attempted Forcible Entry |
|-----------------|--|

| | |
|----------------------|-------------------------------------|
| Larceny-Theft | (except Motor Vehicle Theft) |
|----------------------|-------------------------------------|

| | |
|----------------------------|--|
| Motor Vehicle Theft | Autos Trucks and Buses Other Vehicles |
|----------------------------|--|

| | |
|--------------|--|
| Arson | Structural Mobile Other |
|--------------|--|



Reporting Procedures cont...

In addition, the agencies submit the number of arrests recorded by sex, age, race and ethnicity for 21 other "Part II" offenses. Descriptions of these offenses are provided under the offense classification section of this publication.

Another facet of the UCR program involves the collection of hate crimes. In 1990, President Bush signed into law the "Hate Crime Statistics Act of 1990". In October 2009, the Matthew Shepard and James Byrd, Jr. Hate Crimes Prevention Act (HCPA), also known as Matthew Shepard Act, amended the Hate Crime Statistics Act. The data now identifies crimes that manifest evidence of prejudice based on race, religion, disability, sexual orientation, ethnicity, gender, or gender identity.

Whenever complaints of crime are determined through investigation to be unfounded or false, they are subtracted from the actual count. The number of "actual offenses known" in these crime categories is reported to the Nevada UCR Unit whether or not anyone is arrested for the crime; the stolen property is recovered; prosecution is undertaken; or any other restrictive consideration is in effect.

Other data configurations which contributing agencies tally through the UCR system are as follows:

- Number of crimes cleared by arrest or exceptional means
 - Clearances involving persons under age 18
 - Number of arrests for all criminal acts (except traffic violations), categorized by arrestee age, sex, ethnicity and race
- Number of law enforcement officers killed or assaulted
 - Number of sworn and civilian enforcement personnel employed by agency type
 - Assaults categorized by type of call, time of day, and weapons used
- Property stolen and recovered
 - Type and value of property
- Simple Assault
 - Non-aggravated offenses that involved hands, fists, and/or feet
- Human Trafficking
 - Offenses categorized by commercial or involuntary servitude
- Justifiable Homicide
 - Offenses categorized by felon's age range and type of person who performed the killing.
- Protection Orders
 - Orders granted by gender, custody of a minor, served, and expired
- Domestic Violence
 - Number of offenses committed, victim / offender classification by gender and relationship, time of day, and weapons used
- Crimes Against Older Persons
 - Offenses categorized by type of abuse
 - Aging & Disability Services Elderly Abuse Report
 - Abuse categorized by substantiated/ unsubstantiated, victim's gender, race, age, type of residence, and type of abuse



Hierarchy / Verification

Hierarchy Rule:

There is a significance to the order in which the Part I offenses are presented. In cases where more than one offense occurs in an incident, only the highest ranking Part I offense is counted. Three offenses, Arson, Human Trafficking–Commercial Sex Acts, and Human Trafficking–Involuntary Servitude, ignore the Hierarchy Rule and are always counted even in cases when multiple offenses occur in an incident. The Hierarchy Rule, which requires counting only the highest offense on the list and ignoring all others, applies only to crime reporting and does not affect the number of charges for which the defendant may be prosecuted in the courts.

Verification Procedure:

Data uniformity and accuracy is of primary concern under this program. With coverage of over 45 reporting jurisdictions within the State of Nevada, the problems with attaining uniformity are apparent. Issuance of instructions and training of personnel within contributing agencies does not complete the role of the UCR Unit. It is standard operating procedure to examine each incoming report for mathematical accuracy and completeness.

Clearance factors, recovery rates, and other elements are scrutinized and changes are suggested to the contributors where needed. In the instance of minor mathematical corrections, the contributing agency is either contacted by mail, fax, telephone, e-mail or in-person visitations made by qualified UCR Program personnel.

The possibility of report duplication requires constant verification through internal consistency checks. If duplication is suspected, the contributing agency is immediately contacted and the matter is resolved in accordance with guidelines. Continual analysis of reports is ongoing to assist contributors, and to maintain the quality necessary for a factual and successful program. In addition, an FBI Quality Assurance Group periodically visits contributors to cooperatively assist in necessary auditing of records and reporting methods.

Regardless of the extent of the quality control process employed by the Uniform Crime Reporting Unit, the accuracy of the data assembled under this program depends on the sincere effort exerted by each contributor to meet the necessary standards of reporting. We are especially grateful to the UCR support staff in each contributing agency for their diligence and persistence, and for their constant attention to reporting policies and procedures.





Classification of Offenses

Uniformity in reporting under the Federal Bureau of Investigation's Uniform Crime Reporting Program is based on the proper classification of offenses reported to or known by the police. The adoption of the National System of Uniform Crime Reporting includes the utilization of the offense classifications of that system. Law enforcement in this state has made accurate application of those classifications in the reports submitted to the Nevada Uniform Crime Reporting Program. In view of the need for compatibility with the National System, "offenses" under the program are not distinguished by designation of "misdemeanors," "felonies" or violations of municipal ordinances. The explanations of offense classifications may vary slightly from language used by those familiar with Nevada State Law. However, the major categories of offense classification remain the same between the national and state level.

The following definitions are per the FBI's *Criminal Justice Information Services Division Uniform Crime Reporting Program Summary Reporting System User Manual* (V. 1.0, dated 6/20/2013)⁶.

PART I OFFENSES

Offense data consists of information that has been extracted from reports of Part I crimes that have come to the attention of Nevada Law Enforcement Agencies. Part I crimes are comprised of the following offenses.

1. CRIMINAL HOMICIDE

- a. Murder and Non-Negligent Manslaughter - *The willful (non-negligent) killing of one human being by another.*
** Includes any death due to a fight, quarrel, argument, assault or commission of a crime.
- b. Manslaughter by Negligence – *The killing of another person through gross negligence.*
** *Deaths of persons due to their own negligence, accidental deaths not resulting from gross negligence, and traffic fatalities are not included.*

2. RAPE

Note: In 2011, the FBI UCR Program revised the definition of rape for reporting purposes. As the offense is now defined, it is possible to report either males or females as rape victims. The former (historical) definition used for rape was: The carnal knowledge of a female forcibly and against her will.

- a. Rape – Completed: *Penetration, no matter how slight, of the vagina or anus with any body part or object, or oral penetration by a sex organ of another person, without the consent of the victim.*
- b. Rape - Attempts to Commit Rape: *Assaults and attempts to rape.*





Types of Part I Offenses cont...

3. ROBBERY

The taking or attempting to take anything of value from the care, custody, or control of a person or persons by force of threat of force or violence and/or by putting the victim in fear. Includes all attempts.

- a. Gun – Includes robberies and attempts in which any firearm is used as a weapon or employed as a means of force to threaten the victim or put the victim in fear. Attempts are included.
- b. Knife or Cutting Instrument – Includes robberies and attempts in which a knife, broken bottle, razor, ice pick, or other cutting or stabbing instrument is employed as a weapon or as a means of force to threaten the victim or put the victim in fear. Attempts are included.
- c. Other Dangerous Weapon – Includes robberies in which a club, acid, explosive, brass knuckles, Mace®, pepper spray, stun guns, Tasers®, or other dangerous weapon is employed or its use is threatened. Attempts are included.
- d. Strong Arm-Hands, Fists, Feet, etc. – Includes muggings and similar offenses in which only personal weapons such as hands, arms, feet, fists and teeth are employed or their use is threatened to deprive the victim of possessions. Attempts are included.

4. AGGRAVATED ASSAULT

An unlawful attack by one person upon another for the purpose of inflicting severe or aggravated bodily injury. This type of assault usually is accompanied by the use of a weapon or by means likely to produce death or great bodily harm.

All assaults will be classified in the following categories excluding assaults with intent to rob or rape.

- a. Firearm – Include 4d Hands, Fist, Feet, Etc (Aggravated Injury) - includes only the attacks using personal weapons such as hands, arms, feet, fists, and teeth, that result in serious or aggravated injury. Reporting agencies are to consider the seriousness of the injury as the primary factor in establishing whether the assault is aggravated or simple. The assault is aggravated if the personal injury is serious, for example, there are broken bones, internal injuries, or stitches required. Conversely, the offense is considered simple assault if the injuries are not serious (abrasions, minor lacerations, or contusions) and require no more than usual first-aid treatment.
- b. Knife or Cutting Instrument – Includes assaults wherein weapons such as knives, razors, hatchets, axes, cleavers, scissors, glass, broken bottles, arrows, and ice picks are used as cutting or stabbing objects or their use is threatened.
- c. Other Dangerous Weapon – Includes assaults resulting from the use or threatened use of any object as a weapon in which serious injury does or could result. The weapons in this category include, but are not limited to, Mace®, pepper spray, clubs, bricks, jack handles, tire irons, bottles, or other blunt instruments used to club or beat victims. Attacks by explosives, acid, lye, poison, scalding, burnings, BB guns, pellet guns, Tasers®, stun guns, etc. are also included in this category.
- d. Hands, Fist, Feet, Etc (Aggravated Injury) - includes only the attacks using personal weapons such as hands, arms, feet, fists, and teeth, that result in serious or aggravated injury. Reporting agencies are to consider the seriousness of the injury as the primary factor in establishing whether the assault is aggravated or simple. The assault is aggravated if the personal injury is serious, for example, there are broken bones, internal injuries, or stitches required. Conversely, the offense is considered simple assault if the injuries are not serious (abrasions, minor lacerations, or contusions) and require no more than usual first-aid treatment.



Types of Part I Offenses cont...

5. BURGLARY

Breaking and Entering - Unlawful entry of a structure to commit a felony or theft.

Note: For Uniform Crime Reporting purposes the terms “Burglary” and “Breaking and Entering” are considered synonymous. All such offenses and attempts are scored as burglary. Breaking and Entering of a motor vehicle is classified as a larceny for Uniform Crime Reporting purposes.

The UCR Program classifies offenses locally known as burglary (any degree), unlawful entry with intent to commit a larceny or felony, breaking and entering with intent to commit a larceny, housebreaking, safecracking, and all attempts at these offenses as burglary

- a. Forcible Entry - All offenses where force of any kind is used to unlawfully enter a structure for the purpose of committing a theft or felony. This definition applies when a thief gains entry by using tools, breaking windows, forcing windows, doors, transoms, or ventilators, cutting screens, walls, or roofs, and where known, using master keys, picks, unauthorized keys, celluloid, a mechanical contrivance of any kind (e.g., a passkey or skeleton key), or other devices that leave no outward mark but are used to force a lock. Agencies also include burglary by concealment inside a building followed by exiting the structure as burglary.
- b. Unlawful Entry - No Force – All offenses when access is achieved by use of an unlocked door or window. The element of trespass to the structure is essential in this category, which includes thefts from open garages, open warehouses, open or unlocked dwellings, and open or unlocked common basement areas in apartment houses where entry is achieved by other than the tenant who has lawful access. Any unlawful entry without any evidence of forcible entry.
- c. Attempted Forcible Entry - This category includes those situations where a forcible entry burglary is attempted but unlawful entry is not achieved.

6. LARCENY-THEFT (except motor vehicle theft)

The unlawful taking, carrying, leading, or riding away of property from the possession or constructive possession of another.

Includes all larcenies and thefts resulting from pocket-picking, purse-snatching, shoplifting, larceny from a motor vehicle, larceny of motor vehicle parts and accessories, theft of bicycles, larceny from buildings, and from coin-operated machines.

7. MOTOR VEHICLE THEFT

The theft or attempted theft of a motor vehicle.

This classification includes the theft or attempted theft of a motor vehicle which, for Uniform Crime Reporting designation, is described as a self-propelled vehicle that runs on the surface of the land and not on rails. Excludes reported offenses where there is a lawful access to the vehicle, such as a family situation or unauthorized use by others with lawful access to the vehicle (chauffeur, employees, etc.). Includes “Joy Riding.” Excluded from this category are airplanes, boats, farm equipment and heavy construction vehicles, which are scored in the larceny category.



Type of Part I Offenses cont...

8. ARSON

Any willful or malicious burning or attempt to burn, with or without intent to defraud, a dwelling house, public building, motor vehicle or aircraft, personal property of another, etc. Arson reports are broken down into Structural, Mobile and Other.

- a. Structural - A permanently fixed house trailer or mobile unit used as an office, residence, or storehouse is considered structural property. Can be residential or non-residential.
- b. Mobile – Motor vehicles and other mobile property such as trailers, airplanes, boats, etc.
- c. Other – Property such as crops, timber, fences, signs, and merchandise stored outside structures.

9. HUMAN TRAFFICKING

A form of human slavery which includes forced labor, domestic servitude, and commercial sex trafficking.

- a. Commercial Sex Acts: Inducing a person by force, fraud, or coercion to participate in commercial sex acts, or in which the person induced to perform such act(s) has not attained 18 years of age.
- b. Involuntary Servitude: The obtaining of a person(s) through recruitment, harboring, transportation, or provision, and subjecting such persons by force, fraud, or coercion into involuntary servitude, peonage, debt bondage, or slavery (not to include commercial sex acts).





Types of Part II Offenses

The Part II offenses encompass all other crime classifications outside of those defined as Part I offenses.

In November 1932 the national UCR Program adopted a Standard Classification of Offenses for the compilation of criminal statistics. This classification was devised and adopted in order that law enforcement, judicial and penal statistics might be uniformly compiled in terms of a single classification of offenses. The definitions of the Part II offenses that follow include some of the offense titles described in Nevada Revised Statute and in county or municipal code. These titles have been included as descriptive data to aid in determining the offenses that are included or excluded from each classification.

1. OTHER ASSAULTS - SIMPLE, NOT AGGRAVATED

Includes all assaults which do not involve the use of a firearm, knife, cutting instrument, or other dangerous weapon and in which the victim did not sustain serious or aggravated injuries.

Examples of local jurisdiction offense titles that would be included in “other assaults” are:

- a. Culpable negligence
- b. Intimidation
- c. Coercion
- d. Stalking
- e. Hazing
- f. Resisting or obstructing an officer
- g. Minor assault
- h. Attempts to commit any of the above

2. FORGERY AND COUNTERFEITING

The altering, copying, or imitating of something, without authority or right, with the intent to deceive or defraud by passing the copy or thing altered or imitated as that which is original or genuine, or the selling, buying, or possession of an altered, copied, or imitated thing with the intent to deceive or defraud.

In the majority of states, forgery and counterfeiting are treated as allied offenses.

Altering or forging public or other records:

- a. Making, altering, forging or counterfeiting bills, notes, drafts, tickets, checks, credit cards, etc.
- b. Forging wills deeds, bonds, seals, trademarks, etc.
- c. Counterfeiting coins, plates, bank notes, checks, etc.
- d. Possessing or uttering forged or counterfeited instruments
- e. Erasures
- f. Signing the name of another or fictitious person with intent to defraud
- g. Using forged labels
- h. Possession, manufacture, etc., of counterfeiting apparatus
- i. Selling goods with altered, forged, or counterfeited trademarks
- j. All attempts to commit above





Types of Part II Offenses cont...

3. FRAUD

The intentional perversion of the truth for the purpose of inducing another person or other entity in reliance upon it to part with something of value or to surrender a legal right. Fraudulent conversion and obtaining of money or property by false pretenses.

Fraud involves either the offender receiving a benefit or the victim incurring a detriment. The benefit or detriment could be either "tangible" or "intangible." Intangibles are anything which cannot be perceived by the sense of touch. They can be benefits, e.g., a right or privilege, a promotion, enhanced reputation, or a detriment, e.g., loss of reputation, injured feelings.

Includes:

- a. Bad checks, except forgeries and counterfeiting
- b. False pretenses/swindle/confidence games
- c. Leaving a full-service gas station without paying attendant
- d. Credit card/Automatic Teller Machine fraud
- e. Impersonation
- f. Welfare Fraud
- g. Wire Fraud
- h. Attempts to commit any of the above

4. EMBEZZLEMENT

The unlawful misappropriation or misapplication by an offender to his/her own use or purpose of money, property, or some other thing of value entrusted to his/her care, custody, or control. Attempts are included.

5. STOLEN PROPERTY; BUYING, RECEIVING, POSSESSING

Included in this class are all offenses of buying, receiving, possessing, selling, concealing, or transporting any property with the knowledge that it has been unlawfully taken, as by burglary, embezzlement, fraud, larceny, robbery, etc. Attempts included.

6. VANDALISM

To willfully or maliciously destroy, injure, disfigure, or deface any public or private property, real or personal, without the consent of the owner or person having custody or control by cutting, tearing, breaking, marking, painting, drawing, covering with filth, or any other such means as may be specified by local law.

This offense covers a wide range of malicious behavior directed at property, such as cutting auto tires, drawing obscene pictures on public restroom walls, smashing windows, destroying school records, tipping over gravestones, and defacing library books. Reporting agencies include attempts to commit any of the above.



Types of Part II Offenses cont...

7. **WEAPONS: CARRYING, POSSESSING, CONCEALING**

The violation of laws or ordinances prohibiting the manufacture, sale, purchase, transportation, possession, concealment, or use of firearms, cutting instruments, explosives, incendiary devices, or other deadly weapons.

This class deals with weapons offenses, regulatory in nature such as:

- a. Manufacture, sale, or possession of deadly weapons
- b. Carrying deadly weapons, concealed or openly
- c. Using, manufacturing, etc., silencers
- d. Furnishing deadly weapons to minors
- e. Aliens possessing deadly weapons
- f. All attempts to commit any of the above

8. **PROSTITUTION & COMMERCIALIZED VICE**

The unlawful promotion of or participation in sexual activities in exchange for anything of value. To solicit customers or transport persons for prostitution purposes, to own, manage, or operate a dwelling or other establishment for the purpose of providing a place where prostitution is performed, or to otherwise assist or promote prostitution. The William Wilberforce Trafficking Victims Protection Reauthorization Act of 2008 requires the FBI UCR Program to distinguish between incidents of prostitution, assisting or promoting prostitution, and purchasing prostitution.

In accordance with the law, the Part II crime of Prostitution and Commercialized Vice is now distinguished by three subcategories:

- a. Prostitution
- b. Assisting or Promoting Prostitution
- c. Purchasing Prostitution

Included in these categories are:

- Performing/purchasing prostitution
- Keeping a bawdy house, disorderly house, or house of ill fame
- Pandering, procuring, transporting, or detaining women for immoral purposes, etc.
- Attempts to commit any of the above





Types of Part II Offenses cont...

9. SEX OFFENSES (except rape, prostitution and commercialized vice)

This classification includes offenses against chastity, common decency, morals, and the like.

The ability of the victim to give consent is a professional determination by the law enforcement agency. The age of the victim, of course, plays a critical role in this determination. Individuals do not mature mentally at the same rate. Certainly, no 4-year old is capable of consenting, where victims aged 10 or 12 may need to be assessed within the specific circumstances.

This classification includes all sex offenses except rape, prostitution and commercialized vice.

Include in this classification:

- Adultery and fornication
- Buggery
- Incest
- Indecent exposure
- Indecent liberties
- Seduction
- Statutory rape (no force)
- All attempts to commit any of the above

10. DRUG ABUSE VIOLATIONS

The violation of laws prohibiting the production, distribution, and/or use of certain controlled substances. The unlawful cultivation, manufacture, distribution, sale, purchase, use, possession, transportation, or importation of any controlled drug or narcotic substance. Arrests for violations of state and local laws, specifically those relating to the unlawful possession, sale, use, growing, manufacturing, and making of narcotic drugs.

The UCR Program collects information on arrests for drug abuse violations based on the narcotics involved. Agencies include all arrests for violations, including attempts, and subdivide the arrests by differentiating between Sale/Manufacturing and Possession:

SALE / MANUFACTURING

- a. Opium or cocaine and their derivatives (morphine, heroin, codeine)
- b. Marijuana
- c. Synthetic narcotics - manufactured narcotics which can cause true drug addiction (demerol, methadones)
- d. Dangerous non-narcotic drugs (barbiturates, benzedrine)

DRUG USE VIOLATIONS: POSSESSION

- e. Opium or cocaine and their derivatives (morphine, heroin, codeine)
- f. Marijuana
- g. Synthetic narcotics - manufactured narcotics which can cause true drug addiction (demerol, methadone)
- h. Dangerous non-narcotic drugs (barbiturates, benzedrine)

Includes all attempts to sell, manufacture, or possess any of the above.



Types of Part II Offenses cont...

11. GAMBLING

To unlawfully bet or wager money or something else of value, assist, promote, or operate a game of chance for money or some other stake, possess or transmit wagering information, manufacture, sell, purchase, possess, or transport gambling equipment, devices, or goods, or tamper with the outcome of a sporting event or contest to gain a gambling advantage.

To unlawfully stake money or something else of value on the happening of an uncertain event or on the ascertainment of a fact in dispute.

To unlawfully operate, promote, or assist in the operation of a game of chance, lottery, or other gambling activity.

To unlawfully manufacture, sell, buy, possess, or transport equipment, devices, and/or goods used for gambling purposes.

To unlawfully alter, meddle in, or otherwise interfere with a sporting contest or event for the purpose of gaining a gambling advantage.

Reporting agencies divide gambling arrests into three categories:

- a. Bookmaking (horse and sport books)
- b. Numbers and lottery
- c. All other (illegal gambling machines, etc.)

12. OFFENSES AGAINST FAMILY & CHILDREN

Unlawful nonviolent acts by a family member (or legal guardian) that threaten the physical, mental, or economic well-being or morals of another family member and that are not classifiable as other offenses, such as assault or sex offenses.

Agencies include in this classification:

- a. Nonviolent cruelty to other family members
- b. Nonviolent abuse
- c. Desertion, abandonment, or nonsupport of a spouse or child
- d. Neglect or abuse of spouse or child (if injury is serious, score as aggravated assault)
- e. Nonpayment of alimony
- f. Attempts to commit any of the above

Note: Victims of these charges who are taken into custody for their own protection are not counted.





Types of Part II Offenses cont...

13. DRIVING UNDER THE INFLUENCE

Driving or operating a motor vehicle or common carrier while mentally or physically impaired as the result of consuming an alcoholic beverage or using a drug or narcotic.

Agencies include in this classification:

- a. Operating a motor vehicle while under the influence
- b. Operating an engine, train, streetcar, boat, etc., while under the influence

14. LIQUOR LAWS

The violation of state or local laws or ordinances prohibiting the manufacture, sale, purchase, transportation, possession, or use of alcoholic beverages, not including driving under the influence and drunkenness.

Agencies include in this classification:

- a. Manufacturing, sale, transportation, furnishing, possessing, etc., intoxicating liquor
- b. Maintaining unlawful drinking places
- c. Bootlegging
- d. Operating a still
- e. Furnishing liquor to a minor or intemperate person
- f. Using a vehicle for illegal transportation of liquor
- g. Open containers
- h. Drinking on train or public conveyance
- i. All attempts to commit any of the above

15. DRUNKENNESS

To drink alcoholic beverages to the extent that one's mental faculties and physical coordination are substantially impaired. Exclude driving under the influence.

Agencies include in this classification:

- a. Drunkenness
- b. Drunk and disorderly
- c. Common or habitual drunkard
- d. Intoxication





Types of Part II Offenses cont...

16. DISORDERLY CONDUCT

Any behavior that tends to disturb the public peace or decorum, scandalize the community, or shock the public sense of morality.

Agencies include in this classification:

- Unlawful assembly
- Disturbing the peace
- Disturbing meetings
- Disorderly conduct in state institutions, at court, at fairs, on trains or public conveyances, etc.
- Blasphemy, profanity, and obscene language
- Refusing to assist an officer
- All attempts to commit the above

17. VAGRANCY

The violation of a court order, regulation, ordinance, or law requiring the withdrawal of persons from the streets or other specified areas, prohibiting persons from remaining in an area or place in an idle or aimless manner, or prohibiting persons from going from place to place without visible means of support.

Agencies include in this classification:

- Suspicious Person
- Begging
- Loitering (persons 18 and over)
- Vagabondage

18. ALL OTHER OFFENSES

Included in this class are all other state or local offenses (except traffic violations) not included in Part I and Part II Offenses listed above.

- | | |
|--|--|
| <ul style="list-style-type: none">▪ Admitting minors to improper places▪ Bigamy and polygamy▪ Blackmail and extortion▪ Bribery▪ Combination in restraint of trade; trusts, monopolies▪ Contempt of court▪ Criminal anarchism▪ Criminal syndicalism▪ Discrimination, unfair competition▪ Kidnapping▪ Marriage within prohibited degrees▪ Offenses contributing to juvenile delinquency (except as provided for in Part I and II offenses), such as employment of children in immoral vocations or practices, admitting minors to improper places▪ Perjury and subornation of perjury▪ Possession, repair, manufacture, etc. of burglar's tools | <ul style="list-style-type: none">▪ Possession of drug paraphernalia▪ Possession or sale of obscene literature, pictures, etc.▪ Public nuisances▪ Riot and rout▪ Trespass▪ Unlawfully bringing weapons into prisons or hospitals▪ Unlawfully bringing drugs or liquor into state prisons, hospitals, etc.; furnishing to convicts▪ Unlawful disinterment of the dead and violation of sepulture▪ Unlawful use, possession, etc. of explosives▪ Violations of state regulatory laws and municipal ordinances▪ Violation of quarantine▪ All offenses not otherwise classified and all attempts to commit any of the above |
|--|--|



Types of Part II Offenses cont...

19. SUSPICION

While "suspicion" is not an offense, it is the grounds for many arrests in those jurisdictions where the law permits. After examination by law enforcement officers, the prisoner is either formally charged or released. Those formally charged are entered in one of the Part I or Part II offense classes. This class is limited to "suspicion" arrests where persons arrested are released by police.

20. CURFEW AND LOITERING LAWS (persons under 18)

Violations by juveniles of local curfew or loitering ordinances.

21. RUNAWAY (persons under 18)

Limited to juveniles taken into protective custody under the provisions of local statutes.

Although running away does not constitute a criminal offense, agencies should report each handling of a runaway. Handling of runaways from one jurisdiction by another jurisdiction should be counted by the home jurisdiction.





About Crime Rates

Crime Rates are calculated per 1,000 Population.

The following population estimates from the United States Census³ were used in this 2016 publication:

Nevada Population Estimates

| | |
|------|-----------|
| 2012 | 2,752,565 |
| 2013 | 2,786,464 |
| 2014 | 2,833,013 |
| 2015 | 2,890,845 |
| 2016 | 2,940,058 |

Annual reports published prior to 2016 used the following Nevada Demographer¹⁵ population estimates; therefore, crime rate data published prior to this publication may differ from this report.

Nevada Population Estimates

| | |
|------|-----------|
| 2012 | 2,724,634 |
| 2013 | 2,721,794 |
| 2014 | 2,758,931 |
| 2015 | 2,790,136 |





Calculation of Rates

The **Uniform Crime Reporting Program** provides data for police executives to measure local problems. To facilitate this function, local data must be converted into terms of rates and percentages. Simple formulas are displayed here which may assist in these computations.

CRIME RATES

One of the most meaningful crime statistics is the crime rate. This is the number of offenses per 1,000 inhabitants. This rate can be calculated for any city, town or county.

To compute crime rates, divide the community population by 1,000 and divide the number of offenses in each class by that number. The answer is the crime rate, the number of offenses per 1,000 population, for that particular offense.

Example:

- Population : 75,000
Population per 1,000 inhabitants: $75,000 \div 1,000 = 75.0$
- Number of burglaries: 215
- Crime Rate: $\frac{\# \text{ of offenses}}{\text{Population per 1,000}} = \frac{215}{75} = 2.87 \text{ burglaries per 1,000 population}$

CLEARANCE RATES

The percentage of crimes cleared is obtained by dividing the number of offenses cleared by the number of offenses known then multiplied by 100%.

Example:

- Number of clearances in robbery: 38
- Number of total robberies: 72
- Clearance Rate: $\frac{\# \text{ of clearances}}{\text{Total \# of Offenses}} = \frac{38}{72} * 100\% = 52.8\% \text{ of total robberies cleared}$

CRIME TREND DATA

Local agencies can compute crime trends for a given offense for their individual agency for a particular period of time.

Example:

- Auto thefts in your jurisdiction for July through December last year numbered 21.
- Auto thefts in your jurisdiction for July through December this year numbered 29.
- Percentage of Change: difference between occurrences divided by number of occurrences from prior year multiplied by 100%.

$$\frac{\text{this year} - \text{last year}}{\text{last year}} * 100\%$$

$$\frac{29 - 21}{21} * 100\% = 38.1\% \text{ increase from last year}$$

POLICE EMPLOYEE DATA

Police employee rates are expressed as the number of employees per 1,000 population. To compute this rate, divide the population by 1,000 and divide the number of enforcement employees by this number.

Example:

- Your jurisdiction's population: 75,000
Population per 1,000 inhabitants: $75,000 \div 1,000 = 75.0$
- Your agency's number of employees: 102
- Employee Rate: $\frac{\# \text{ of employees}}{\text{Population per 1,000}} = \frac{102}{75} = 1.36 \text{ employees per 1,000 population}$



Statement of Policy

FOR RELEASE OF UCR STATISTICAL INFORMATION

The following policies provide guidance concerning the release of UCR statistical information. Prior to being released, all information is approved by senior UCR staff.

1. This report is available on a computer CD by request, or on the Criminal History Repository website at

<http://gsd.nv.gov/About/UCR/Uniform-Crime-Reporting/>

2. Information contained in the published annual report may be released via telephone, letter, etc., to any interested party.
3. Special requests should be directed to the UCR Program Statistician at
(775) 684-6262 or email ucr@dps.state.nv.us
4. Law enforcement agencies may receive interim, unpublished, specialized reports germane to their agency upon request.





Profile: State of Nevada

This profile is presented to provide some general knowledge and facts about the State of Nevada. The information might assist users of this publication in understanding the environment in which reported crime incidents and arrest data occurred.

NEVADA FACTS AND FIGURES

Nevada is the seventh largest state in the United States by virtue of its vast land mass, with land area covering 110,540 square miles.¹⁷ The state's long western border is shared with California, the most populous state in the Union⁸. On its northern and eastern borders are the states of Oregon, Idaho, Utah, and Arizona. Nevada is the home to the Hoover Dam, which was the single largest public works project in the history of the United States, and Lake Mead, the largest reservoir in the country.¹²

Nevada consists of seventeen counties, ranging in size from 157 square miles for the state capitol of Carson City to 18,199 square miles for Nye County, one of the largest counties in the United States.⁹

The geography of the state consists of rugged desert and mountain terrain, with the highest mountain peak (Boundary Peak in Esmeralda County) having an elevation of 13,140 feet above sea level and the lowest point on the Colorado River near its border with California and Arizona having an elevation of 479 feet⁷.

Nevada has a four-season climate, with wide variations between its northern and southern latitudes. Low temperatures in the north can go well below zero in the winter months, while high temperatures in the south can climb over 100° Fahrenheit in the summer. It is the most arid state in the country, receiving an average of less than ten inches of precipitation annually.⁷

Of Nevada's total land area, approximately 87% is federally administered¹⁷ while only 0.35% is under state government administration.¹⁰ Nearly 50 million of those acres are managed by the Bureau of Land Management (BLM), and the remaining 5 million acres is divided among various military installations, Native American reservations, wilderness areas and wildlife refuges. Nevada is the home to 26 federally recognized Native American Tribes located on 31 reservations and colonies.¹⁷ The wide-ranging public lands in Nevada give rise to many criminal and civil land management issues, such as grazing and water rights; trespass and right of way; Native American claims; resource protection; claims in defense of the environment; wild, free-roaming horses; safety of federal officers and state's rights.¹⁷

Nevada's population increased by 54.4% between 1980 and 1990 (from 800,508 to 1,236,130), 67.1% from 1990 to 2000 (1,236,130 to 2,065,610) and 42.3% from 2000 to 2016 (2,065,610 to 2,940,058) positioning Nevada among the third fastest growing states in 2016 with a 1-year population growth rate of 1.9%.¹³

Due to these tremendous long-term increases, several communities have been hard-pressed to provide necessary infrastructures. Despite this growth, Nevada remains one of the most sparsely populated states, with about 27 people per square mile.

Fully 90.61% of the state's total population is located in the counties of Clark (2,155,664 – 73.3%), Washoe (453,616–15.4%) and Carson City (54,742–1.9%).³

Tourism and gaming are the state's largest industries. The gaming industry generated revenue of \$11,257,147 in 2016, up 1.28% from 2015 when the revenue was \$11,114,081.¹⁴



2016 State Demographics

The Nevada State Demographer¹⁵ at the University of Nevada, Reno and funded by Nevada Department of Taxation, estimates the following population composition for Nevada in 2016:

Estimated State Population in 2016: 2,900,442

Age

2016

| | |
|--------------------------|--------|
| 0 to 4 Years of Age | 7.04% |
| 5 Years of Age | 1.40% |
| 6 to 18 Years of Age | 17.46% |
| 19 to 64 Years of Age | 59.36% |
| 65 Years of Age and Over | 13.21% |

Gender

| | |
|---------|--------|
| Males | 49.63% |
| Females | 48.84% |

Race and Ethnicity

| | |
|--|--------|
| White Not of Hispanic Origin | 56.19% |
| Black Not of Hispanic Origin | 7.13% |
| American Indian, Eskimo, or Aleut Not of Hispanic Origin | 1.29% |
| Asian or Pacific Islander Not of Hispanic Origin | 6.68% |
| Hispanic Origin of Any Race | 27.22% |





2016 Nevada Crime Clock

Index Crimes

One **Index Crime Offense** every
5 minutes, 29 seconds

One **Violent Crime** every
26 minutes, 32 seconds

One **Property Crime** every
4 minutes, 38 seconds

One **Murder** every 1 day,
15 hours, 27 minutes, 34 seconds

One **Burglary** every 27 minutes,
56 seconds

One **Rape** every
5 hours, 4 minutes, 41 seconds

One **Larceny** every 12 minutes,
3 seconds

One **Robbery** every 1 hours,
22 minutes, 51 seconds

One **Motor Vehicle Theft** every
39 minutes, 57 seconds

One **Aggravated Assault** every
45 minutes, 39 seconds

One **Arson** every 1 day, 2 hours,
18 minutes, 22 seconds

This crime clock should be viewed with care. This is the most aggregate representation of Nevada's 2016 UCR data and it is designed to convey the annual reported crime experience by showing the relative frequency of occurrence of the Index Offenses. This mode of display should not be taken to imply regularity in the commission of the offenses, but rather, it represents the annual ratio of crime to fixed time intervals.





2016 Nevada Crime Clock cont...

One **Arrest** occurs every
4 minutes, 5 seconds

One **Domestic Violence
Offense** every
18 minutes, 28 seconds

One **Simple Assault** every
13 minutes, 52 seconds

One **Elderly Abuse Offense**
every 1 hour, 1 minute, 6 seconds

One **Justifiable Homicide** every
14 days, 14 hours, 24 minutes

One **Hate Crime** every 7 days,
14 minutes, 30 seconds

One **Human Trafficking** every
2 days, 6 hours, 45 minutes

One **Assault of an Officer** every
20 hours, 25 minutes, 10 seconds

One **Protection Order Granted**
every 53 minutes, 19 seconds

One **Adult Arrest** every
4 minutes, 29 seconds

One **Juvenile Arrest** every
45 minutes, 19 seconds

This crime clock should be viewed with care. This is the most aggregate representation of Nevada's 2016 UCR data and it is designed to convey the annual reported crime experience by showing the relative frequency of occurrence of the Index Offenses. This mode of display should not be taken to imply regularity in the commission of the offenses, but rather, it represents the annual ratio of crime to fixed time intervals.





2016 Crime In Nevada Highlights

CRIME RATE

The Nevada Crime Rate is based on the occurrence of an index offense per 1,000 residents of the state. The crime rate for 2016 was 32.54 per 1,000. The comparable rate for 2015 was 33.65. The state population for 2016 was 2,940,058 per the United States Census Bureau⁸ population estimates.

INDEX OFFENSES

Law enforcement reported 95,675 index offenses in 2016, versus the 97,269 reported in 2015. That is a decrease of 1594 (1.64%) Nevada's five-year average for index offenses is 94,967 (2012-2016).

VIOLENT CRIMES

Murder, rape, robbery, and aggravated assault make up the violent crimes category. Violent crimes as a group decreased by 256 offenses (1.28%), to 19,801 in 2016, down from 20,057 in 2015. Violent crimes accounted for 20.70% of all reported index crimes (20.62% in 2015). 2016 had a violent crime rate of 6.73 per 1,000 population. Nevada's five-year average for violent crimes is 18,134 (2012-2016).

Note: 2015 Crime In Nevada reported Human Trafficking as a Violent Crime. The 2016 Report totals does not include Human Trafficking in 2015 as a violent crime.

PROPERTY CRIMES

Burglary, larceny, motor vehicle theft and arson make up the property crimes category. Property crimes as a group decreased by 1,338 offenses (1.73%) to 75,874 in 2016, down from 77,212 in 2015. Property crimes accounted for 79.30% of all reported index crimes (79.38% in 2015). 2016 had a property crimes rate of 25.81 per 1,000 population. Nevada's five-year average for property crimes is 76,833 (2012-2016).

MURDER

There were 222 murders committed in Nevada in 2016. That is an increase of 44 murders (24.72%) from 178 reported in 2015. Law enforcement cleared 142 murders in 2016 (63.96%). Nevada's five-year average for murder offenses is 169 (2012-2016).

RAPE

There were 1,725 rapes and attempted rapes committed in Nevada in 2016. That is an increase of 39 (2.31%) from 2015 when there were 1,686. There were 1,569 committed rapes and 156 attempted rapes in 2016. Law enforcement cleared 286 incidents of rape in 2016 (16.58%). Nevada's five-year average for rape offenses is 1,353 (2012-2016).

ROBBERY

There were 6,343 robberies in Nevada in 2016. That is an increase of 56 (0.89%) from 2015 when there were 6,287. Law enforcement cleared 1,404 incidents of robbery in 2016 (22.13%). Nevada's five-year average for robbery offenses is 5,735 (2012-2016).

AGGRAVATED ASSAULT

There were 11,511 aggravated assaults in Nevada in 2016. That is a decrease of 395 (3.32%) from 2015 when there were 11,906. Law enforcement cleared 4,895 incidents of aggravated assault in 2016 (42.52%). Nevada's five-year average for aggravated assault offenses is 10,877 (2012-2016).



2016 Crime In Nevada Highlights cont...

BURGLARY

There were 18,814 burglaries in Nevada in 2016. That is a decrease of 3,501 (15.69%) from 2015 when there were 22,315. Law enforcement cleared 1,614 incidents of burglary in 2016 (8.58%). Nevada's five-year average for burglaries is 21,571 (2011-2016). \$101,949,656 in property was stolen during burglaries in Nevada in 2016.

LARCENY

There were 43,574 larcenies in Nevada in 2016. That is an increase of 470 (1.09%) from 2015 when there were 43,104. Law enforcement cleared 6,662 incidents of larceny in 2016 (15.29%). Nevada's five-year average for larceny is 43,948 (2012-2016). \$82,630,860 in property was stolen during larcenies in Nevada in 2016.

MOTOR VEHICLE THEFT

There were 13,153 motor vehicle thefts in Nevada in 2016. That is an increase of 1,817 (16.03%) from 2015 when there were 11,336. Law enforcement cleared 823 incidents of motor vehicle theft in 2016 (6.26%). Nevada's five-year average for motor vehicle theft is 10,915 (2012-2016). The value of stolen motor vehicles in Nevada in 2016 totaled \$104,544,729.

ARSON

There were 333 arsons in Nevada in 2016. That is a decrease of 124 (27.13%) from 2015 when there were 457. Law enforcement cleared 85 incidents of arson in 2016 (25.53%). Nevada's five-year average for arson is 400 (2012-2016). \$8,086,944 in property was destroyed in arsons in Nevada in 2016.

SIMPLE ASSAULT

There were 37,860 simple assaults in Nevada in 2016. That is an increase of 2,966 (8.50%) from 2015 when there were 34,894. Law enforcement cleared 16,859 incidents of simple assault in 2016 (44.53%). Nevada's five-year average for simple assault is 35,981 (2012-2016).

HATE CRIME

There were 48 reported hate crimes in Nevada in 2016. That is a decrease of 10 (17.24%) from 2015 when there were 58. Nevada's five-year average for hate crimes is 62 (2012-2016).

HUMAN TRAFFICKING

There were 160 incidents of human trafficking in Nevada in 2016. Law enforcement cleared 61 incidents of human trafficking in 2016 (38.13%). That is a decrease of 56 (25.93%) from 2015 when there were 216 incidents. Nevada's 2-year average for human trafficking is 188 (2015-2016).

STOLEN & RECOVERED PROPERTY

In 2016 Nevada law enforcement agencies reported \$305,292,948 worth of property stolen during the commission of index crimes. \$87,769,427 in property was recovered (28.75%).

CRIME AGAINST OLDER PERSONS

There were 8,600 crimes against older persons reported in Nevada in 2016. Abuse accounted for 76.63% of the elderly crimes. Aging and Disability Services statistics indicate that self-neglect is the most prevalent type of elderly abuse.



2016 Crime In Nevada Highlights cont...

CLEARANCE RATE

Nevada law enforcement agencies cleared 16.63% of all index crimes in 2016, a decrease of 10.73% from the 2015 when the clearance rate was 18.26%.

ARRESTS

128,576 persons were arrested, summoned or cited in Nevada in 2016. That is an increase of 12,455 (10.73%) from 2015 when the total was 116,121. Nevada's arrest rate per 1,000 population in 2016 was 43.73.

POLICE EMPLOYMENT

Statewide there were 6,379 full-time sworn law enforcement officers in Nevada in 2016. That is an increase of 126 (2.02%) from 2015 when there were 6,253. This is a ratio of 2.17 officers per 1,000 population.

OFFICER ASSAULTS

There were 429 assaults on Nevada law enforcement officers in 2016. That is a decrease of 2 over 2015 when there were 431 (0.46%). Law enforcement cleared 335 (78.09%) of these assaults.

DOMESTIC VIOLENCE

There were 28,447 offenses in Nevada in 2016. That is an increase of 1,544 from 2015 when the total was 26,903 (5.74%). Law enforcement cleared 12,384 offenses by arrest in 2016 (43.53%).

CRIMES AGAINST OLDER PERSONS

There were 8,600 crimes against older persons in Nevada in 2016. That is a decrease of 6,954 crimes (44.71%) from 2015.



THIS PAGE WAS LEFT INTENTIONALLY BLANK



Index Crimes & Clearance Rates



About Index Crimes

For Uniform Crime Reporting purposes, an index crime is defined by the total number of Part I, violent and property, crime offenses. The FBI defines these crimes as follows¹³:

Violent crime is composed of four offenses: murder and nonnegligent manslaughter, forcible rape, robbery, and aggravated assault. Violent crimes are defined in the UCR Program as those offenses which involve force or threat of force.

Property crime includes the offenses of burglary, larceny-theft, motor vehicle theft, and arson. The object of the theft-type offenses is the taking of money or property, but there is no force or threat of force against the victims.

Criminal homicide: a.) Murder and nonnegligent manslaughter: the willful (nonnegligent) killing of one human being by another. Deaths caused by negligence, attempts to kill, assaults to kill, suicides, and accidental deaths are excluded. The program classifies justifiable homicides separately and limits the definition to: (1) the killing of a felon by a law enforcement officer in the line of duty; or (2) the killing of a felon, during the commission of a felony, by a private citizen. b.) Manslaughter by negligence: the killing of another person through gross negligence. Deaths of persons due to their own negligence, accidental deaths not resulting from gross negligence, and traffic fatalities are not included in the category Manslaughter by Negligence.

Rape: penetration, no matter how slight, of the vagina or anus with any body part or object, or oral penetration by a sex organ of another person, without the consent of the victim. Attempts or assaults to commit rape are also included; however, statutory rape and incest are excluded.

Robbery: The taking or attempting to take anything of value from the care, custody, or control of a person or persons by force or threat of force or violence and/or by putting the victim in fear.

Aggravated assault: An unlawful attack by one person upon another for the purpose of inflicting severe or aggravated bodily injury. This type of assault usually is accompanied by the use of a weapon or by means likely to produce death or great bodily harm. Simple assaults are excluded.

Burglary (breaking or entering): The unlawful entry of a structure to commit a felony or a theft. Attempted forcible entry is included.

Larceny-theft (except motor vehicle theft): The unlawful taking, carrying, leading, or riding away of property from the possession or constructive possession of another. Examples are thefts of bicycles, motor vehicle parts and accessories, shoplifting, pickpocketing, or the stealing of any property or article that is not taken by force and violence or by fraud. Attempted larcenies are included. Embezzlement, confidence games, forgery, check fraud, etc., are excluded.

Motor vehicle theft: The theft or attempted theft of a motor vehicle. A motor vehicle is self-propelled and runs on land surface and not on rails. Motorboats, construction equipment, airplanes, and farming equipment are specifically excluded from this category.

Arson: Any willful or malicious burning or attempt to burn, with or without intent to defraud, a dwelling house, public building, motor vehicle or aircraft, personal property of another, etc.



2016 Index Crimes Statistics

One Index Crime occurs every 5 minutes 29 seconds

| | Offenses | % of Index Crimes | % Change from 2015 | Crime Rate / 1,000 Pop | Cleared | % Cleared |
|------------------------|----------|-------------------|--------------------|------------------------|---------|-----------|
| INDEX CRIMES | 95,675 | | -1.86% | 32.54 | 15,911 | 16.63% |
| Violent Crimes | 19,801 | 20.7% | -1.28% | 6.73 | 6,727 | 33.97% |
| Property Crimes | 75,874 | 79.3% | -1.73% | 25.81 | 9,184 | 12.10% |

VIOLENT CRIMES

| | | | | | | |
|---------------------------|--------|-------|--------|------|-------|--------|
| Murder | 222 | 0.2% | 24.72% | 0.08 | 142 | 63.96% |
| Rape | 1,725 | 1.8% | 2.31% | 0.59 | 286 | 16.58% |
| Robbery | 6,343 | 6.6% | 0.89% | 2.16 | 1,404 | 22.13% |
| Aggravated Assault | 11,511 | 12.0% | -3.32% | 3.92 | 4,895 | 42.52% |

PROPERTY CRIMES

| | | | | | | |
|----------------------------|--------|-------|---------|-------|-------|--------|
| Burglary | 18,814 | 19.7% | -15.69% | 6.4 | 1,614 | 8.58% |
| Larceny | 43,574 | 45.5% | 1.09% | 14.82 | 6,662 | 15.29% |
| Motor Vehicle Theft | 13,153 | 13.7% | 16.03% | 4.47 | 823 | 6.26% |
| Arson | 333 | 0.3% | -27.13% | 0.11 | 85 | 25.53% |





Index Crime Offenses & Crime Rates

5-yr Comparison: 2012 - 2016

The figures displayed here represent the latest five calendar-years of data collection and compilation under the state-run Nevada UCR Program. Over 45 agencies are currently reporting UCR data, covering 99% of the state's population.

Crime rates as they appear in this publication are per 1,000 population. No attempt is made to incorporate transient populations or other factors which contribute to the ratio and the types of crime in given areas. Any effort to make comparisons of crime rates between areas should be tempered by these population and environmental variables.

Total Number of Offenses & Crime Rates

| | 2012 | 2013 | 2014 | 2015 | 2016 |
|------------------|-----------|-----------|-----------|-----------|-----------|
| State Population | 2,752,565 | 2,786,464 | 2,833,013 | 2,890,845 | 2,940,058 |

VIOLENT CRIMES

| | Offenses | rate | Offenses | rate | Offenses | rate | Offenses | rate | Offenses | rate |
|-----------------------------|---------------|------|---------------|------|---------------|------|---------------|------|---------------|------|
| Murder | 118 | 0.04 | 159 | 0.06 | 168 | 0.06 | 178 | 0.06 | 222 | 0.08 |
| Rape | 923 | 0.34 | 1,081 | 0.39 | 1,351 | 0.48 | 1,686 | 0.58 | 1,725 | 0.59 |
| Robbery | 4,913 | 1.78 | 5,179 | 1.86 | 5,951 | 2.10 | 6,287 | 2.17 | 6,343 | 2.16 |
| Aggravated Assault | 10,679 | 3.88 | 9,822 | 3.52 | 10,466 | 3.69 | 11,906 | 4.12 | 11,511 | 3.92 |
| Total Violent Crimes | 16,633 | 6.04 | 16,241 | 5.83 | 17,936 | 6.33 | 20,057 | 6.94 | 19,801 | 6.73 |

PROPERTY CRIMES

| | | | | | | | | | | |
|------------------------------|---------------|-------|---------------|-------|---------------|-------|---------------|-------|---------------|-------|
| Burglary | 22,025 | 8.00 | 22,913 | 8.22 | 21,787 | 7.69 | 22,315 | 7.72 | 18,814 | 6.40 |
| Larceny | 45,237 | 16.43 | 45,702 | 16.40 | 42,122 | 14.87 | 43,104 | 14.91 | 43,574 | 14.82 |
| MV Theft | 9,991 | 3.63 | 9,967 | 3.58 | 10,128 | 3.57 | 11,336 | 3.92 | 13,153 | 4.47 |
| Arson | 408 | 0.15 | 397 | 0.14 | 403 | 0.14 | 457 | 0.16 | 333 | 0.11 |
| Total Property Crimes | 77,661 | 28.21 | 78,979 | 28.34 | 74,440 | 26.28 | 77,212 | 26.71 | 75,874 | 25.81 |

| | | | | | | | | | | |
|---------------------------|---------------|-------|---------------|-------|---------------|-------|---------------|-------|---------------|-------|
| Total Index Crimes | 94,294 | 34.26 | 95,220 | 34.17 | 92,376 | 32.61 | 97,269 | 33.65 | 95,675 | 32.54 |
|---------------------------|---------------|-------|---------------|-------|---------------|-------|---------------|-------|---------------|-------|



Breakdown of Index Crimes

5-yr Comparison: 2012 - 2016

| PERCENTAGE OF INDEX CRIMES | 2012 | 2013 | 2014 | 2015 | 2016 |
|----------------------------|--------|--------|--------|--------|--------|
| Total Index Crimes | 94,294 | 95,220 | 92,376 | 97,269 | 95,675 |

Violent Crimes

| | | | | | |
|-----------------------------|---------------|---------------|---------------|---------------|---------------|
| Murder | 0.13% | 0.17% | 0.18% | 0.18% | 0.23% |
| Rape | 0.98% | 1.14% | 1.46% | 1.73% | 1.80% |
| Robbery | 5.21% | 5.44% | 6.44% | 6.46% | 6.63% |
| Aggravated Assault | 11.33% | 10.32% | 11.33% | 12.24% | 12.03% |
| Total Violent Crimes | 17.64% | 17.06% | 19.42% | 20.62% | 20.70% |

Property Crimes

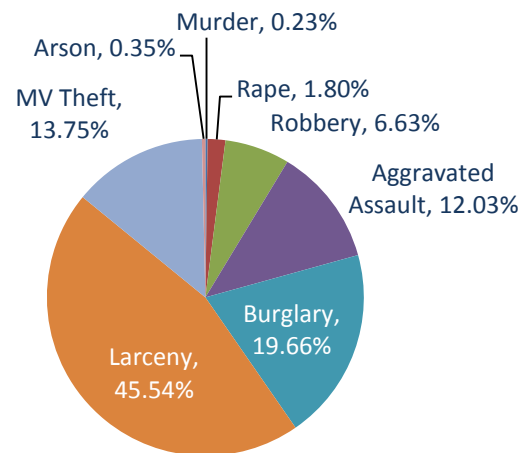
| | | | | | |
|------------------------------|---------------|---------------|---------------|---------------|---------------|
| Burglary | 23.36% | 24.06% | 23.59% | 22.94% | 19.66% |
| Larceny | 47.97% | 48.00% | 45.60% | 44.31% | 45.54% |
| MV Theft | 10.60% | 10.47% | 10.96% | 11.65% | 13.75% |
| Arson | 0.43% | 0.42% | 0.44% | 0.47% | 0.35% |
| Total Property Crimes | 82.36% | 82.94% | 80.58% | 79.38% | 79.30% |

| PERCENTAGE OF INDEX CRIMES | 2012 | 2013 | 2014 | 2015 | 2016 |
|----------------------------|------|------|------|------|------|
|----------------------------|------|------|------|------|------|

2016 Index Crimes

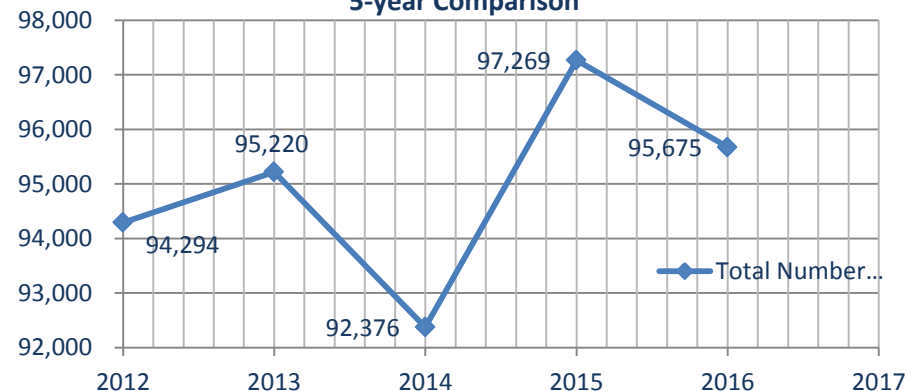
Breakdown of Offenses

- Murder
- Rape
- Robbery
- Aggravated Assault
- Burglary
- Larceny
- MV Theft
- Arson



Total Index Crimes

5-year Comparison





About Clearance Rates

For Uniform Crime Reporting purposes, a crime index offense is cleared when a law enforcement agency has identified the offender, there is enough evidence to charge and the offender is actually taken into custody. The arrest of one person can clear several crimes, or several persons may be arrested in the process of clearing one crime.

Crime clearances are also recorded in exceptional circumstances when some elements beyond law enforcement control preclude formal charges against the offender. An offense may be exceptionally cleared when it falls into one of the following categories:

1. The offender commits suicide.
2. A double murder occurs (two persons kill each other).
3. The offender dies after making a confession (dying declaration).
4. The offender is killed by law enforcement officers.
5. The offender confesses to committing a crime while already in custody for another crime or serving a sentence for another crime.
6. The offender is prosecuted in another city for a different crime or the same crime by federal, state or local authorities, and the other jurisdiction refuses to release the offender.
7. Another jurisdiction refuses to extradite the offender.
8. The victim of a crime refuses to cooperate in the prosecution.
9. The offender is prosecuted for a less serious charge than the one for which he was arrested.
10. The offender is a juvenile who is handled by a verbal or written notice to the parents in instances involving minor offenses such as petit or simple larceny.



2016 Clearance Rate Statistics

| | # of Offenses | % Cleared | % Change of Clearances from 2015 | Clearance Rate / 1,000 population |
|--|---------------|-----------|-------------------------------------|--------------------------------------|
| INDEX CRIMES reported | 95,675 | | | |
| Cleared by Arrest or Exceptional Means | 15,911 | 16.63% | -1.63% | 5.41 |

| | | | | |
|--------------------------------|---------------|--------|--------|------|
| VIOLENT CRIMES reported | 19,801 | | | |
| Cleared Violent Crimes | 6,727 | 33.97% | -0.39% | 2.29 |

| | | | | |
|-------------------------|-----|--------|--------|------|
| Murder Reported | 222 | | | |
| Cleared Murder Offenses | 142 | 63.96% | -7.39% | 0.05 |

| | | | | |
|-----------------------|-------|--------|--------|------|
| Rape Reported | 1,725 | | | |
| Cleared Rape Offenses | 286 | 16.58% | -1.51% | 0.10 |

| | | | | |
|--------------------------|-------|--------|--------|------|
| Robbery Reported | 6,343 | | | |
| Cleared Robbery Offenses | 1,404 | 22.13% | -0.89% | 0.48 |

| | | | | |
|-------------------------------------|--------|--------|-------|------|
| Aggravated Assault Reported | 11,511 | | | |
| Cleared Aggravated Assault Offenses | 4,895 | 42.52% | 0.21% | 1.66 |

| | | | | |
|---------------------------------|---------------|--------|--------|------|
| PROPERTY CRIMES reported | 75,874 | | | |
| Cleared Property Crimes | 9,184 | 12.10% | -1.94% | 3.12 |

| | | | | |
|---------------------------|--------|-------|-------|------|
| Burglary Reported | 18,814 | | | |
| Cleared Burglary Offenses | 1,614 | 8.58% | 0.49% | 0.55 |

| | | | | |
|--------------------------|--------|--------|--------|------|
| Larceny Reported | 43,574 | | | |
| Cleared Larceny Offenses | 6,662 | 15.29% | -3.75% | 2.27 |

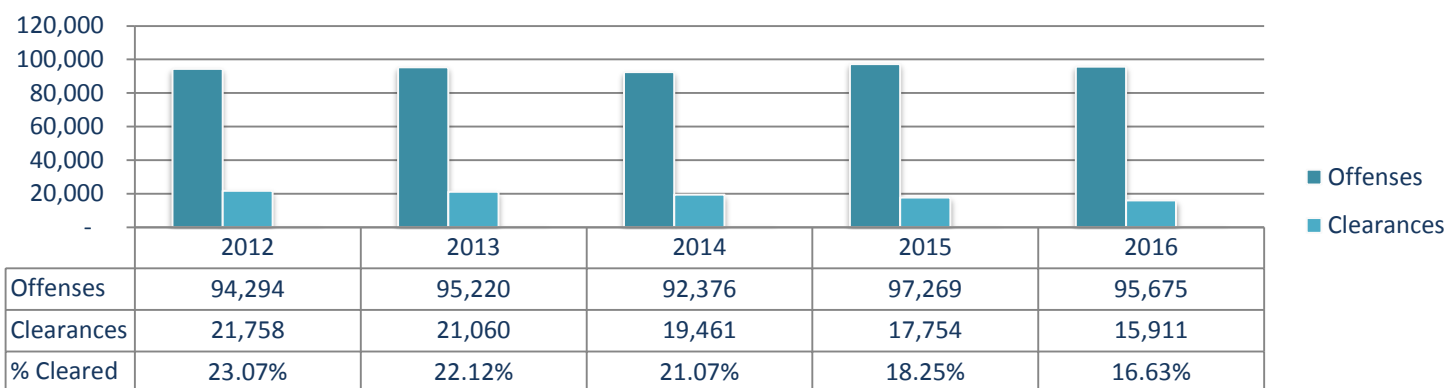
| | | | | |
|------------------------------|--------|-------|-------|------|
| Motor Vehicle Theft Reported | 13,153 | | | |
| Cleared MV Theft Offenses | 823 | 6.26% | 0.24% | 0.28 |





Index Crimes Offenses & Clearances

5-yr Comparison: 2012 - 2016



| CLEARANCE RATES | | | | | | | | | | | | | |
|---------------------------|----------------|---------------|---------------|----------------|---------------|---------------|----------------|---------------|---------------|----------------|---------------|---------------|----------------|
| | 2,012 | | | 2,013 | | | 2,014 | | | 2,015 | | | |
| | Offenses | Clearances | % Cleared | Offenses | Clearances | % Cleared | Offenses | Clearances | % Cleared | Offenses | Clearances | % Cleared | Offenses |
| VIOLENT CRIMES | 16,633 | 6,959 | 41.84% | 16,241 | 6,675 | 41.10% | 17,936 | 7,135 | 39.78% | 20,057 | 6,916 | 34.48% | 19,801 |
| Murder | 118 | 95 | 80.51% | 159 | 118 | 74.21% | 168 | 125 | 74.40% | 178 | 127 | 71.35% | 222 |
| Rape | 923 | 231 | 25.03% | 1,081 | 259 | 23.96% | 1,351 | 319 | 23.61% | 1,686 | 305 | 18.09% | 1,725 |
| Robbery | 4,913 | 1,271 | 25.87% | 5,179 | 1,431 | 27.63% | 5,951 | 1,556 | 26.15% | 6,287 | 1,447 | 23.02% | 6,343 |
| Aggravated Assault | 10,679 | 5,362 | 50.21% | 9,822 | 4,867 | 49.55% | 10,466 | 5,135 | 49.06% | 11,906 | 5,037 | 42.31% | 11,511 |
| PROPERTY CRIMES | 77,661 | 14,799 | 19.06% | 78,979 | 14,385 | 18.21% | 74,440 | 12,326 | 16.56% | 77,212 | 10,838 | 14.04% | 75,874 |
| Burglary | 22,025 | 2,225 | 0 | 22,913 | 2,351 | 10.26% | 21,787 | 2,040 | 9.36% | 22,315 | 1,806 | 8.09% | 18,814 |
| Larceny | 45,237 | 11,669 | 25.80% | 45,702 | 11,086 | 24.26% | 42,122 | 9,355 | 22.21% | 43,104 | 8,209 | 19.04% | 43,574 |
| Motor Vehicle Theft | 9,991 | 770 | 7.71% | 9,967 | 820 | 8.23% | 10,128 | 821 | 8.11% | 11,336 | 682 | 6.02% | 13,153 |
| Arson | 408 | 135 | 33.09% | 397 | 128 | 32.24% | 403 | 110 | 27.30% | 457 | 141 | 30.85% | 333 |
| TOTAL INDEX CRIMES | 171,955 | 36,557 | 21.26% | 174,199 | 35,445 | 20.35% | 166,816 | 31,787 | 19.06% | 174,481 | 28,592 | 16.39% | 171,549 |
| CLEARANCE RATES | 2,012 | | | 2,013 | | | 2,014 | | | 2,015 | | | |

Note: Offenses cleared do not necessarily relate to the actual offenses which occurred during the calendar year period. Offenses can be cleared from prior periods.

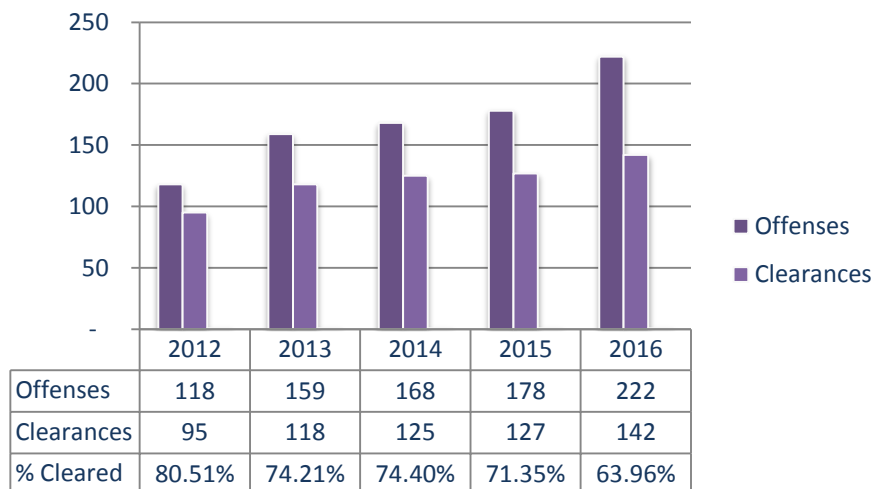


Clearance Rates for Violent Crimes

5-yr Comparison: 2012 - 2016

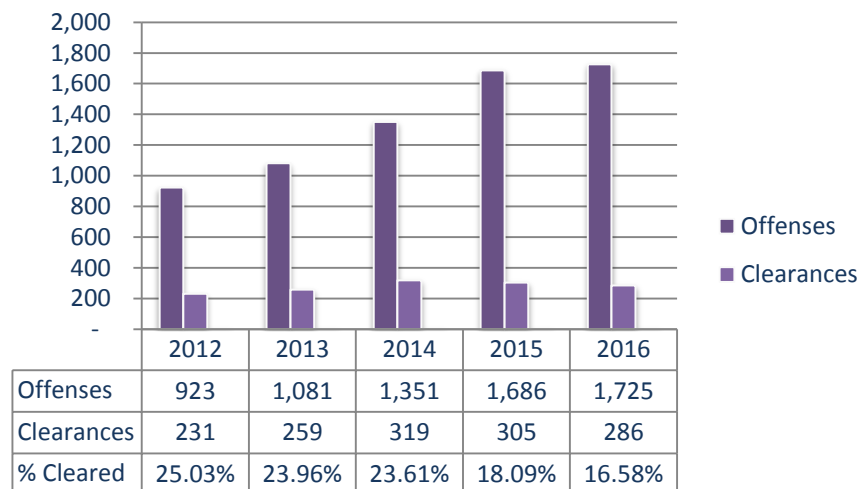
Murders & Clearances

5-yr Comparison: 2012 - 2016



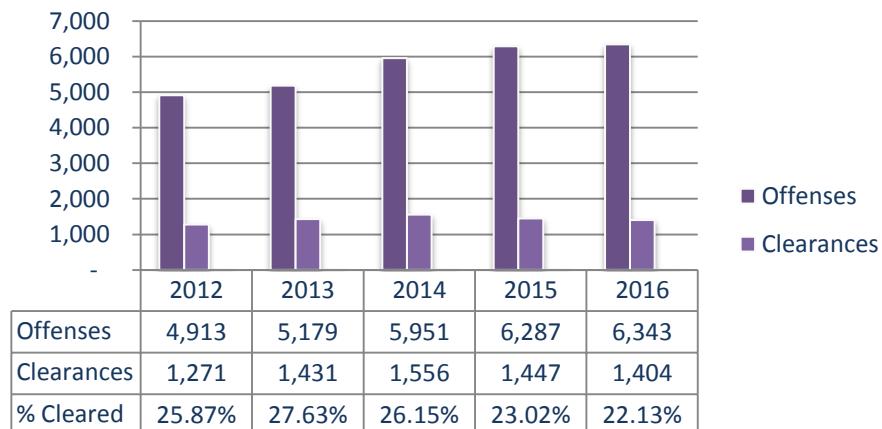
Rapes & Clearances

5-yr Comparison: 2012 - 2016



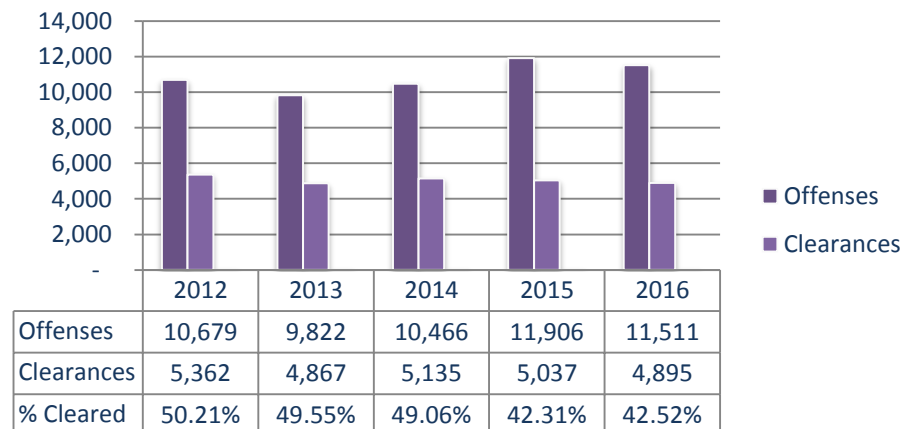
Robbery & Clearances

5-yr Comparison: 2012 - 2016



Aggravated Assault & Clearances

5-yr Comparison: 2012 - 2016



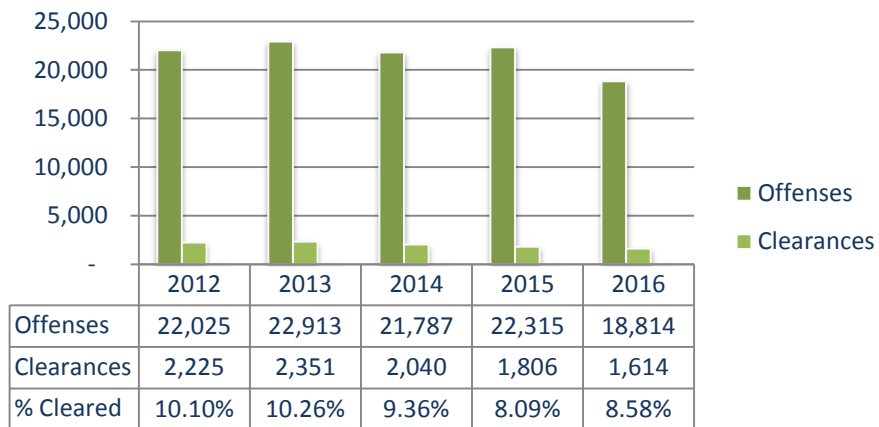


Clearance Rates for Property Crimes

5-yr Comparison: 2012 - 2016

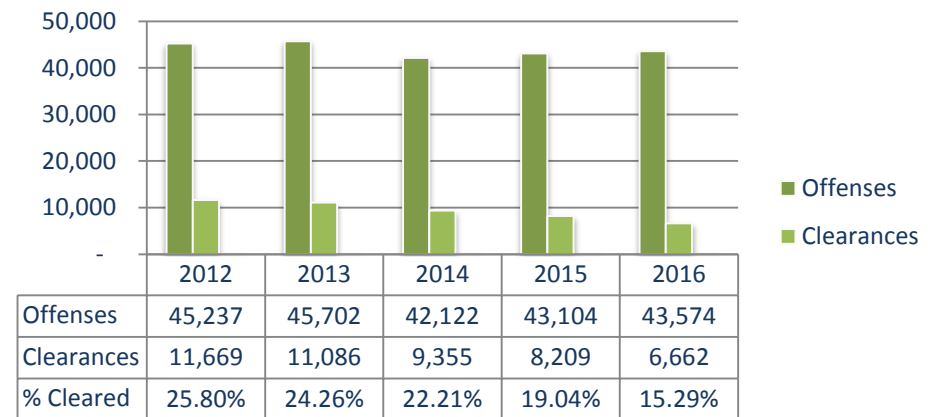
Burglary & Clearances

5-yr Comparison: 2012 - 2016



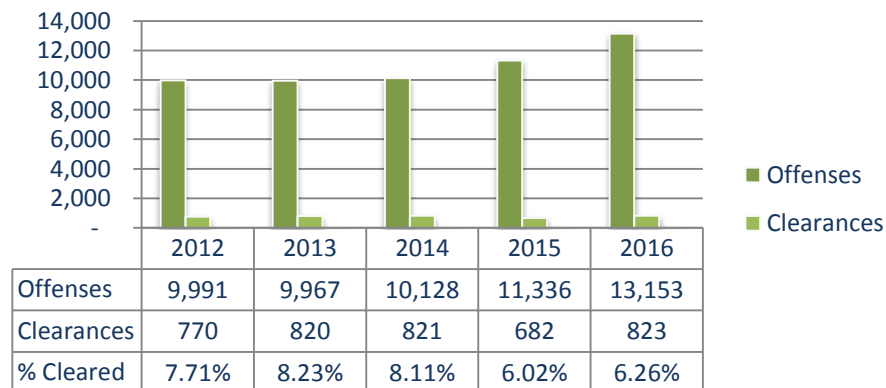
Larceny & Clearances

5-yr Comparison: 2012 - 2016



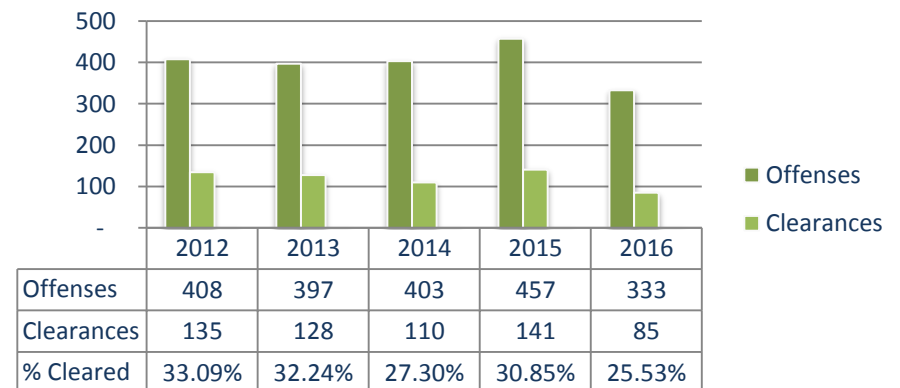
MV Theft & Clearances

5-yr Comparison: 2012 - 2016



Arson & Clearances

5-yr Comparison: 2012 - 2016





2016 Index Crimes & Clearances

By County & Law Enforcement Agency

| | Jurisdiction Population | Total Violent Crimes | Total Property Crimes | Total Index Crimes | Crime Rate | Total Cleared | Clearance Rate |
|------------------------------------|----------------------------|----------------------------|-----------------------------|-----------------------|--------------|------------------|-------------------|
| Carson County | | | | | | | |
| Carson City SO | 54,654 | 157 | 950 | 1,107 | 20.25 | 466 | 42.10% |
| Carson County Total: | 54,654 | 157 | 950 | 1,107 | 20.25 | 466 | 42.10% |
| Churchill County | | | | | | | |
| Churchill County SO | 15,636 | 24 | 194 | 218 | 13.94 | 85 | 38.99% |
| Fallon PD | 8,292 | 17 | 230 | 247 | 29.79 | 189 | 76.52% |
| Churchill County Total: | 23,928 | 41 | 424 | 465 | 19.43 | 274 | 58.92% |
| Clark County | | | | | | | |
| Boulder City PD | 15,481 | 19 | 168 | 187 | 12.08 | 37 | 19.79% |
| Clark County School District PD | | 146 | 1,142 | 1,288 | | 117 | 9.08% |
| College of Southern Nevada PD | | 0 | 25 | 25 | | 0 | 0.00% |
| Henderson PD | 282,554 | 617 | 5,503 | 6,120 | 21.66 | 1,527 | 24.95% |
| Las Vegas Fire Rescue | | 0 | 59 | 59 | | 15 | 25.42% |
| Las Vegas Metro | 1,562,134 | 13,520 | 46,099 | 59,619 | 38.17 | 7,649 | 12.83% |
| Mesquite PD | 17,412 | 22 | 336 | 358 | 20.56 | 149 | 41.62% |
| North Las Vegas FD Arson Unit | | 0 | 62 | 62 | | 16 | 25.81% |
| North Las Vegas PD | 234,386 | 2,274 | 5,294 | 7,568 | 32.29 | 1,487 | 19.65% |
| UNLV PD | | 11 | 280 | 291 | | 17 | 5.84% |
| Clark County Total: | 2,111,967 | 16,609 | 58,968 | 75,577 | 35.79 | 11,014 | 14.57% |
| Douglas County | | | | | | | |
| Douglas County SO | 47,936 | 67 | 798 | 865 | 18.04 | 258 | 29.83% |
| Douglas County Total: | 47,936 | 67 | 798 | 865 | 18.04 | 258 | 29.83% |
| Elko County | | | | | | | |
| Carlin PD | 2,364 | 19 | 25 | 44 | 18.61 | 19 | 43.18% |
| Elko County SO | 26,414 | 47 | 193 | 240 | 9.09 | 52 | 21.67% |
| Elko PD | 20,817 | 102 | 596 | 698 | 33.53 | 181 | 25.93% |
| West Wendover PD | 4,449 | 24 | 144 | 168 | 37.76 | 47 | 27.98% |
| Elko County Total: | 54,044 | 192 | 958 | 1,150 | 21.28 | 299 | 26.00% |
| Esmeralda County | | | | | | | |
| Esmeralda County SO | 840 | 1 | 5 | 6 | 7.14 | 1 | 16.67% |
| Esmeralda County Total: | 840 | 1 | 5 | 6 | 7.14 | 1 | 16.67% |
| Eureka County | | | | | | | |
| Eureka County SO | 2,036 | 7 | 38 | 45 | 22.10 | 14 | 31.11% |
| Eureka County Total: | 2,036 | 7 | 38 | 45 | 22.10 | 14 | 31.11% |
| Humboldt County | | | | | | | |
| Humboldt County SO | 9,409 | 29 | 69 | 98 | | 47 | 47.96% |
| Humboldt County School District PD | | 0 | 3 | 3 | | 1 | 33.33% |
| Winnemucca PD | 8,144 | 22 | 139 | 161 | 19.77 | 100 | 62.11% |
| Humboldt County Total: | 17,553 | 51 | 211 | 262 | 14.93 | 148 | 56.49% |



2016 Index Crimes & Clearances ... cont

By County & Law Enforcement Agency

| | Jurisdiction Population | Total Violent Crimes | Total Property Crimes | Total Index Crimes | Crime Rate | Total Cleared | Clearance Rate |
|----------------------------------|----------------------------|----------------------------|-----------------------------|-----------------------|--------------|------------------|-------------------|
| Lander County | | | | | | | |
| Lander County SO | 6,101 | 40 | 113 | 153 | 25.08 | 94 | 61.44% |
| Lander County Total: | 6,101 | 40 | 113 | 153 | 25.08 | 94 | 61.44% |
| Lincoln County | | | | | | | |
| Lincoln County SO | 5,171 | 3 | 39 | 42 | 8.12 | 12 | 28.57% |
| Lincoln County Total: | 5,171 | 3 | 39 | 42 | 8.12 | 12 | 28.57% |
| Lyon County | | | | | | | |
| Lyon County SO | 48,994 | 137 | 574 | 711 | 14.51 | 251 | 35.30% |
| Yerington PD | 3,026 | 2 | 18 | 20 | 6.61 | 1 | 5.00% |
| Lyon County Total: | 52,020 | 139 | 592 | 731 | 14.05 | 252 | 34.47% |
| Mineral County | | | | | | | |
| Mineral County SO | 4,458 | 4 | 22 | 26 | 5.83 | 15 | 57.69% |
| Mineral County Total: | 4,458 | 4 | 22 | 26 | 5.83 | 15 | 57.69% |
| Nye County | | | | | | | |
| Nye County | 42,137 | 80 | 916 | 996 | 23.64 | 147 | 14.76% |
| Nye County Total: | 42,137 | 80 | 916 | 996 | 23.64 | 147 | 14.76% |
| Pershing County | | | | | | | |
| Lovelock PD | 1,904 | 22 | 44 | 66 | 34.66 | 59 | 89.39% |
| Pershing County SO | 4,823 | 27 | 47 | 74 | 15.34 | 42 | 56.76% |
| Pershing County Total: | 6,727 | 49 | 91 | 140 | 20.81 | 101 | 72.14% |
| Storey County | | | | | | | |
| Storey County | 3,913 | 43 | 74 | 117 | 29.90 | 59 | 50.43% |
| Storey County Total: | 3,913 | 43 | 74 | 117 | 29.90 | 59 | 50.43% |
| Washoe County | | | | | | | |
| Reno PD | 239,721 | 1,716 | 7,943 | 9,659 | 40.29 | 1,863 | 19.29% |
| Reno-Tahoe Airport Authority | | 0 | 38 | 38 | | 0 | 0.00% |
| Sparks PD | 95,815 | 435 | 2,462 | 2,897 | 30.24 | 581 | 20.06% |
| UNR PD | | 1 | 196 | 190 | | 12 | 6.32% |
| Washoe County School District PD | | 11 | 133 | 144 | | 34 | 23.61% |
| Washoe County SO | 111,735 | 132 | 777 | 909 | | 204 | 22.44% |
| Reno Muni Court | | 0 | 0 | 0 | | 0 | 0.00% |
| Washoe County Total: | 447,271 | 2,295 | 11,549 | 13,844 | 30.95 | 2,694 | 19.46% |
| White Pine County | | | | | | | |
| White Pine County | 10,089 | 13 | 85 | 98 | 9.71 | 54 | 55.10% |
| White Pine County Total: | 10,089 | 13 | 85 | 98 | 9.71 | 54 | 55.10% |
| Statewide Agencies | | | | | | | |
| Nevada DPS-Investigation | | 0 | 0 | 0 | | 0 | |
| NHP-Northwestern Command | | 1 | 3 | 4 | | 0 | 0.00% |
| NHP-Southern Command | | 4 | 1 | 5 | | 2 | 40.00% |
| Capitol Police | | 5 | 31 | 36 | | 3 | 8.33% |
| Fire Marshal | | 0 | 6 | 6 | | 4 | 66.67% |
| Secretary of State | | 0 | 0 | 0 | | 0 | |
| Statewide Agencies Total: | | 10 | 41 | 51 | | 9 | 17.65% |



2016 Index Crime Offenses & Clearances

By County, Law Enforcement Agency & Type

| | Murder | | Rape | | Robbery | | Aggravated Assault | | Burglary | | Larceny | | MV Theft | | Arson | |
|---------------------------------|----------|---------|----------|---------|----------|---------|--------------------|---------|----------|---------|----------|---------|----------|---------|----------|---------|
| | Offenses | Cleared | Offenses | Cleared | Offenses | Cleared | Offenses | Cleared | Offenses | Cleared | Offenses | Cleared | Offenses | Cleared | Offenses | Cleared |
| Carson County | | | | | | | | | | | | | | | | |
| Carson City SO | 1 | 1 | 3 | 3 | 21 | 9 | 132 | 95 | 202 | 50 | 663 | 285 | 79 | 21 | 6 | 2 |
| Carson County Total: | 1 | 1 | 3 | 3 | 21 | 9 | 132 | 95 | 202 | 50 | 663 | 285 | 79 | 21 | 6 | 2 |
| Churchill County | | | | | | | | | | | | | | | | |
| Churchill County SO | 0 | 0 | 5 | 1 | 0 | 0 | 19 | 21 | 67 | 18 | 111 | 32 | 14 | 11 | 2 | 2 |
| Fallon PD | 0 | 1 | 0 | 6 | 2 | 2 | 15 | 19 | 13 | 14 | 208 | 142 | 9 | 4 | 0 | 1 |
| Churchill County Total: | 0 | 1 | 5 | 7 | 2 | 2 | 34 | 40 | 80 | 32 | 319 | 174 | 23 | 15 | 2 | 3 |
| Clark County | | | | | | | | | | | | | | | | |
| Boulder City PD | 0 | 0 | 1 | 0 | 6 | 0 | 12 | 10 | 60 | 11 | 91 | 14 | 13 | 1 | 4 | 1 |
| Clark County School District PD | 0 | 0 | 20 | 1 | 28 | 9 | 98 | 42 | 158 | 41 | 963 | 22 | 19 | 0 | 2 | 2 |
| College of Southern Nevada PD | 0 | 0 | 0 | 0 | 0 | 0 | 0 | 0 | 9 | 0 | 7 | 0 | 9 | 0 | 0 | 0 |
| Henderson PD | 10 | 5 | 94 | 56 | 235 | 115 | 278 | 195 | 1,237 | 203 | 3,617 | 892 | 630 | 55 | 19 | 6 |
| Las Vegas Fire Rescue | 0 | 0 | 0 | 0 | 0 | 0 | 0 | 0 | 0 | 0 | 0 | 0 | 0 | 0 | 59 | 15 |
| Las Vegas Metro | 163 | 106 | 1,195 | 122 | 4,974 | 1,007 | 7,188 | 2,679 | 12,500 | 607 | 24,645 | 2,792 | 8,855 | 330 | 99 | 6 |
| Mesquite PD | 0 | 0 | 7 | 5 | 4 | 1 | 11 | 10 | 53 | 20 | 234 | 99 | 49 | 14 | 0 | 0 |
| North Las Vegas FD Arson Unit | 0 | 0 | 0 | 0 | 0 | 0 | 0 | 0 | 0 | 0 | 0 | 0 | 0 | 0 | 62 | 16 |
| North Las Vegas PD | 24 | 9 | 96 | 9 | 530 | 102 | 1,624 | 759 | 1,487 | 111 | 2,553 | 421 | 1,237 | 69 | 17 | 7 |
| UNLV PD | 0 | 0 | 2 | 0 | 4 | 1 | 5 | 2 | 12 | 1 | 214 | 9 | 53 | 4 | 1 | 0 |
| Clark County Total: | 197 | 120 | 1,415 | 193 | 5,781 | 1,235 | 9,216 | 3,697 | 15,516 | 994 | 32,324 | 4,249 | 10,865 | 473 | 263 | 53 |
| Douglas County | | | | | | | | | | | | | | | | |
| Douglas County SO | 0 | 1 | 11 | 4 | 2 | 1 | 54 | 41 | 117 | 23 | 633 | 174 | 45 | 14 | 3 | 0 |
| Douglas County Total: | 0 | 1 | 11 | 4 | 2 | 1 | 54 | 41 | 117 | 23 | 633 | 174 | 45 | 14 | 3 | 0 |
| Elko County | | | | | | | | | | | | | | | | |
| Carlin PD | 0 | 0 | 0 | 0 | 0 | 0 | 19 | 10 | 16 | 6 | 6 | 1 | 3 | 2 | 0 | 0 |
| Elko County SO | 2 | 2 | 1 | 1 | 0 | 0 | 44 | 24 | 39 | 6 | 124 | 15 | 25 | 3 | 5 | 1 |
| Elko PD | 2 | 2 | 38 | 20 | 8 | 5 | 54 | 25 | 144 | 33 | 395 | 82 | 57 | 14 | 0 | 0 |
| West Wendover PD | 0 | 0 | 5 | 0 | 8 | 1 | 11 | 6 | 73 | 18 | 57 | 14 | 13 | 8 | 1 | |
| Elko County Total: | 4 | 4 | 44 | 21 | 16 | 6 | 128 | 65 | 272 | 63 | 582 | 112 | 98 | 27 | 6 | 1 |



2016 Index Crime Offenses & Clearances cont...

By County, Law Enforcement Agency & Type

| | Murder | | Rape | | Robbery | | Aggravated Assault | | Burglary | | Larceny | | MV Theft | | Arson | |
|------------------------------------|----------|---------|----------|---------|----------|---------|--------------------|---------|----------|---------|----------|---------|----------|---------|----------|---------|
| | Offenses | Cleared | Offenses | Cleared | Offenses | Cleared | Offenses | Cleared | Offenses | Cleared | Offenses | Cleared | Offenses | Cleared | Offenses | Cleared |
| Esmeralda County | | | | | | | | | | | | | | | | |
| Esmeralda County SO | 0 | 0 | 0 | 0 | 0 | 0 | 1 | 0 | 1 | 0 | 4 | 1 | 0 | 0 | 0 | 0 |
| Esmeralda County Total: | 0 | 0 | 0 | 0 | 0 | 0 | 1 | 0 | 1 | 0 | 4 | 1 | 0 | 0 | 0 | 0 |
| Eureka County | | | | | | | | | | | | | | | | |
| Eureka County SO | 0 | 0 | 1 | 0 | 1 | 1 | 5 | 5 | 19 | 5 | 17 | 3 | 2 | 0 | 0 | 0 |
| Eureka County Total: | 0 | 0 | 1 | 0 | 1 | 1 | 5 | 5 | 19 | 5 | 17 | 3 | 2 | 0 | 0 | 0 |
| Humboldt County | | | | | | | | | | | | | | | | |
| Humboldt County SO | 0 | 0 | 4 | 1 | 0 | 0 | 25 | 15 | 32 | 12 | 30 | 16 | 5 | 2 | 2 | 1 |
| Humboldt County School District PD | 0 | 0 | 0 | 0 | 0 | 0 | 0 | 0 | 1 | 0 | 2 | 1 | 0 | 0 | 0 | 0 |
| Winnemucca PD | 0 | 0 | 4 | 1 | 2 | 1 | 16 | 13 | 30 | 18 | 99 | 62 | 10 | 5 | 0 | 0 |
| Humboldt County Total: | 0 | 0 | 8 | 2 | 2 | 1 | 41 | 28 | 63 | 30 | 131 | 79 | 15 | 7 | 2 | 1 |
| Lander County | | | | | | | | | | | | | | | | |
| Lander County SO | 3 | 0 | 12 | 2 | 1 | 0 | 24 | 23 | 57 | 30 | 45 | 32 | 10 | 7 | 1 | 0 |
| Lander County Total: | 3 | 0 | 12 | 2 | 1 | 0 | 24 | 23 | 57 | 30 | 45 | 32 | 10 | 7 | 1 | 0 |
| Lincoln County | | | | | | | | | | | | | | | | |
| Lincoln County SO | 0 | 0 | 1 | 1 | 0 | 0 | 2 | 2 | 9 | 3 | 27 | 4 | 1 | 0 | 2 | 2 |
| Lincoln County Total: | 0 | 0 | 1 | 1 | 0 | 0 | 2 | 2 | 9 | 3 | 27 | 4 | 1 | 0 | 2 | 2 |
| Lyon County | | | | | | | | | | | | | | | | |
| Lyon County SO | 3 | 4 | 15 | 3 | 8 | 7 | 111 | 74 | 138 | 43 | 367 | 103 | 62 | 13 | 7 | 4 |
| Yerington PD | | | | | | | 2 | 1 | 1 | 0 | 14 | 0 | 3 | 0 | 0 | 0 |
| Lyon County Total: | 3 | 4 | 15 | 3 | 8 | 7 | 113 | 75 | 139 | 43 | 381 | 103 | 65 | 13 | 7 | 4 |
| Mineral County | | | | | | | | | | | | | | | | |
| Mineral County SO | 0 | 0 | 1 | 1 | 0 | 0 | 3 | 3 | 13 | 3 | 2 | 1 | 7 | 7 | 0 | 0 |
| Mineral County Total: | 0 | 0 | 1 | 1 | 0 | 0 | 3 | 3 | 13 | 3 | 2 | 1 | 7 | 7 | 0 | 0 |
| Nye County | | | | | | | | | | | | | | | | |
| Nye County | 0 | 1 | 13 | 3 | 12 | 6 | 55 | 35 | 338 | 29 | 465 | 61 | 112 | 12 | 1 | 0 |
| Nye County Total: | 0 | 1 | 13 | 3 | 12 | 6 | 55 | 35 | 338 | 29 | 465 | 61 | 112 | 12 | 1 | 0 |



2016 Index Crime Offenses & Clearances cont...

By County, Law Enforcement Agency & Type

| | Murder | | Rape | | Robbery | | Aggravated Assault | | Burglary | | Larceny | | MV Theft | | Arson | |
|----------------------------------|-----------|-----------|------------|-----------|------------|------------|--------------------|------------|--------------|------------|--------------|--------------|--------------|------------|-----------|-----------|
| | Offenses | Cleared | Offenses | Cleared | Offenses | Cleared | Offenses | Cleared | Offenses | Cleared | Offenses | Cleared | Offenses | Cleared | Offenses | Cleared |
| Pershing County | | | | | | | | | | | | | | | | |
| Lovelock PD | 0 | 0 | 0 | 0 | 1 | 1 | 21 | 20 | 20 | 14 | 23 | 23 | 1 | 1 | 0 | 0 |
| Pershing County SO | 0 | 0 | 4 | 2 | 0 | 0 | 23 | 20 | 21 | 4 | 25 | 16 | 1 | 0 | 0 | 0 |
| Pershing County Total: | 0 | 0 | 4 | 2 | 1 | 1 | 44 | 40 | 41 | 18 | 48 | 39 | 2 | 1 | 0 | 0 |
| Storey County | | | | | | | | | | | | | | | | |
| Storey County | 1 | 0 | 1 | 0 | 0 | 0 | 41 | 32 | 21 | 5 | 46 | 19 | 6 | 2 | 1 | 1 |
| Storey County Total: | 1 | 0 | 1 | 0 | 0 | 0 | 41 | 32 | 21 | 5 | 46 | 19 | 6 | 2 | 1 | 1 |
| Washoe County | | | | | | | | | | | | | | | | |
| Reno PD | 8 | 7 | 139 | 36 | 393 | 103 | 1,176 | 469 | 1,208 | 154 | 5,381 | 933 | 1,344 | 157 | 10 | 4 |
| Reno-Tahoe Airport Authority | 0 | 0 | 0 | 0 | 0 | 0 | 0 | 0 | 4 | 0 | 27 | 0 | 7 | 0 | 0 | 0 |
| Sparks PD | 3 | 3 | 26 | 3 | 89 | 26 | 317 | 139 | 448 | 88 | 1,662 | 283 | 340 | 35 | 12 | 4 |
| UNR PD | 0 | 0 | 1 | 0 | 0 | 0 | 0 | 0 | 11 | 1 | 167 | 8 | 11 | 3 | 0 | 0 |
| Washoe County School District PD | 0 | 0 | 0 | 0 | 1 | 1 | 10 | 10 | 18 | 3 | 114 | 19 | 0 | 0 | 1 | 1 |
| Washoe County SO | 1 | 0 | 24 | 5 | 7 | 4 | 100 | 85 | 202 | 31 | 465 | 57 | 103 | 19 | 7 | 3 |
| Reno Muni Court | 0 | 0 | 0 | 0 | 0 | 0 | 0 | 0 | 0 | 0 | 0 | 0 | 0 | 0 | 0 | 0 |
| Washoe County Total: | 12 | 10 | 190 | 44 | 490 | 134 | 1,603 | 703 | 1,891 | 277 | 7,823 | 1,300 | 1,805 | 214 | 30 | 12 |
| White Pine County | | | | | | | | | | | | | | | | |
| White Pine County | 0 | 0 | 1 | 0 | 3 | 1 | 9 | 8 | 25 | 8 | 42 | 25 | 15 | 10 | 3 | 2 |
| White Pine County Total: | 0 | 0 | 1 | 0 | 3 | 1 | 9 | 8 | 25 | 8 | 42 | 25 | 15 | 10 | 3 | 2 |



2016 Index Crime Offenses & Clearances

By Quarter

| | | Violent Crimes | | | | Property Crimes | | | | | | | | | |
|---------------------------------|------------|----------------|-------|---------|--------------------|-----------------|---------|---------------------|-------|--------|----------------------|-----------------------|------------------------|-------------------------|--|
| INDEX CRIMES | | Murder | Rape | Robbery | Aggravated Assault | Burglary | Larceny | Motor Vehicle Theft | Arson | Total | Total Violent Crimes | Total Property Crimes | Violent Crimes Cleared | Property Crimes Cleared | |
| Quarter 1 | Offenses | 52 | 412 | 1,509 | 2,774 | 4,911 | 10,498 | 3,084 | 76 | 23,316 | 4,747 | 18,569 | 33.54% | 13.73% | |
| | Clearances | 41 | 57 | 330 | 1,164 | 376 | 1,942 | 219 | 13 | 4,142 | 1,592 | 2,550 | | | |
| Quarter 2 | Offenses | 57 | 473 | 1,659 | 3,263 | 4,376 | 10,768 | 3,104 | 79 | 23,779 | 5,452 | 18,327 | 35.01% | 12.93% | |
| | Clearances | 37 | 78 | 398 | 1,396 | 428 | 1,673 | 236 | 33 | 4,279 | 1,909 | 2,370 | | | |
| Quarter 3 | Offenses | 58 | 426 | 1,821 | 3,186 | 4,669 | 11,074 | 3,451 | 98 | 24,783 | 5,491 | 19,292 | 34.67% | 10.80% | |
| | Clearances | 31 | 80 | 398 | 1,395 | 372 | 1,497 | 194 | 21 | 3,988 | 1,904 | 2,084 | | | |
| Quarter 4 | Offenses | 55 | 414 | 1,354 | 2,288 | 4,858 | 11,234 | 3,514 | 80 | 23,797 | 4,111 | 19,686 | 32.16% | 11.07% | |
| | Clearances | 33 | 71 | 278 | 940 | 438 | 1,550 | 174 | 18 | 3,502 | 1,322 | 2,180 | | | |
| | | | | | | | | | | | | | | | |
| Total | Offenses | 222 | 1,725 | 6,343 | 11,511 | 18,814 | 43,574 | 13,153 | 333 | 95,675 | 19,801 | 75,874 | 33.97% | 12.10% | |
| | Clearances | 142 | 286 | 1,404 | 4,895 | 1,614 | 6,662 | 823 | 85 | 15,911 | 6,727 | 9,184 | | | |
| | | | | | | | | | | | | | | | |
| Crime Rate per 1,000 population | | 0.08 | 0.59 | 2.16 | 3.92 | 6.40 | 14.82 | 4.47 | 0.11 | 32.54 | 6.73 | 25.81 | | | |



2016 Index Crime Offenses & Clearances

By County & Quarter

| Counties | Quarter 1 | | Quarter 2 | | Quarter 3 | | Quarter 4 | |
|-----------------------|---------------|--------------|---------------|--------------|---------------|--------------|---------------|--------------|
| | Offenses | Clearances | Offenses | Clearances | Offenses | Clearances | Offenses | Clearances |
| Carson County | 281 | 122 | 277 | 116 | 276 | 115 | 273 | 113 |
| Churchill County | 126 | 84 | 132 | 81 | 102 | 49 | 105 | 60 |
| Clark County | 18,670 | 2,813 | 18,807 | 3,058 | 19,475 | 2,794 | 18,625 | 2,349 |
| Douglas County | 219 | 80 | 208 | 64 | 248 | 55 | 190 | 59 |
| Elko County | 258 | 111 | 265 | 56 | 333 | 66 | 294 | 66 |
| Esmeralda County | 2 | 1 | 0 | 0 | 3 | 0 | 1 | 0 |
| Eureka County | 13 | 7 | 15 | 2 | 9 | 1 | 8 | 4 |
| Humboldt County | 51 | 27 | 56 | 31 | 71 | 48 | 84 | 42 |
| Lander County | 32 | 23 | 39 | 20 | 31 | 27 | 51 | 24 |
| Lincoln County | 9 | 3 | 11 | 4 | 12 | 4 | 10 | 1 |
| Lyon County | 187 | 79 | 175 | 61 | 217 | 62 | 152 | 50 |
| Mineral County | 8 | 6 | 6 | 3 | 8 | 3 | 4 | 3 |
| Nye County | 251 | 43 | 243 | 38 | 257 | 30 | 245 | 36 |
| Pershing County | 25 | 15 | 44 | 30 | 45 | 40 | 26 | 16 |
| Statewide Agencies | 12 | 2 | 9 | 2 | 23 | 3 | 7 | 2 |
| Storey County | 23 | 16 | 28 | 13 | 33 | 14 | 33 | 16 |
| Washoe County | 3,133 | 696 | 3,442 | 688 | 3,611 | 659 | 3,658 | 651 |
| White Pine County | 16 | 14 | 22 | 12 | 29 | 18 | 31 | 10 |
| COUNTY TOTALS: | 23,316 | 4,142 | 23,779 | 4,279 | 24,783 | 3,988 | 23,797 | 3,502 |

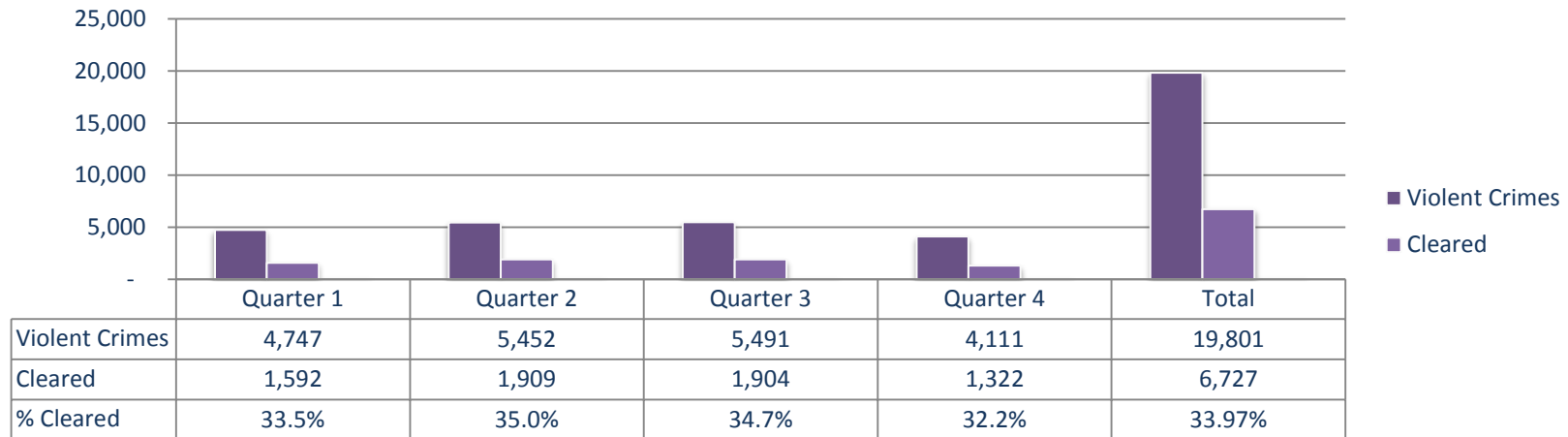


2016 Index Crime Offenses & Clearances

By Type & Quarter

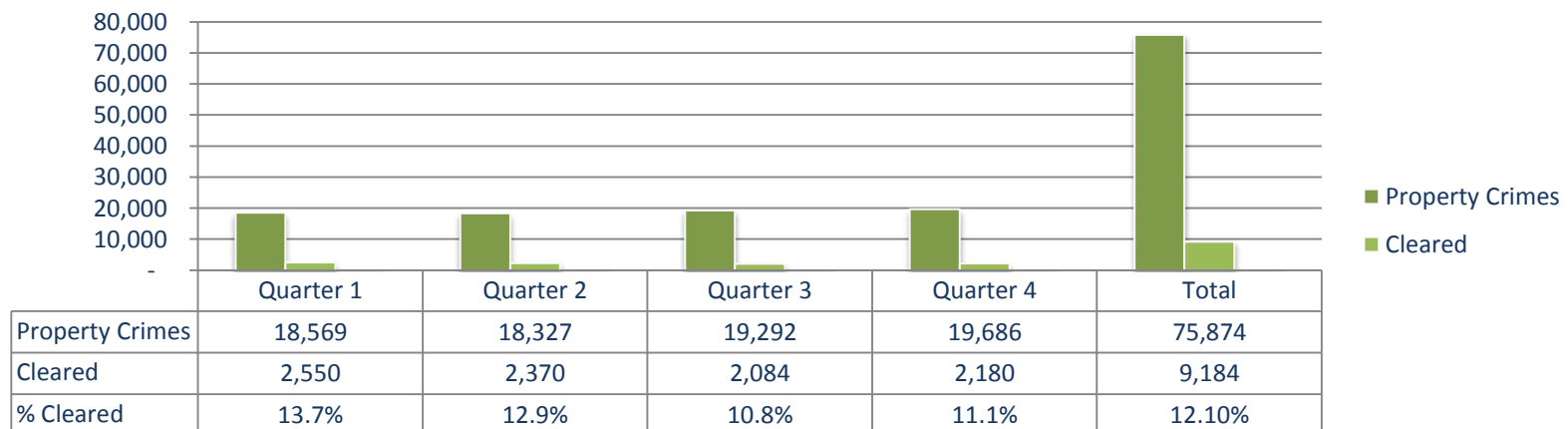
Violent Crimes & Clearances

by Quarter



Property Crimes & Clearances

by Quarter



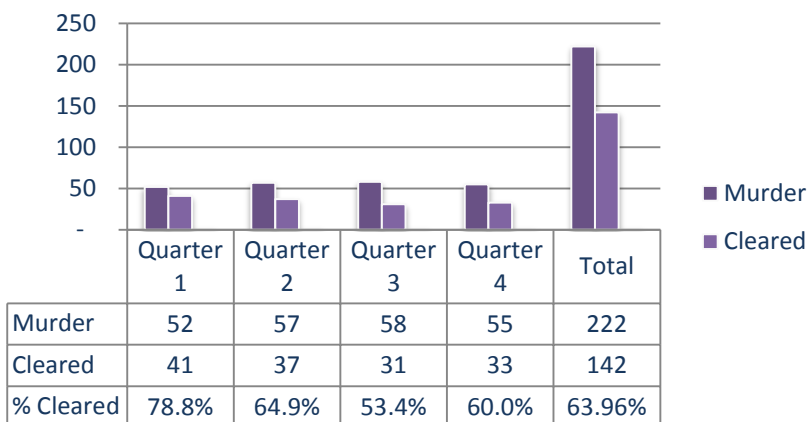


2016 Violent Crime Offenses & Clearances

By Type & Quarter

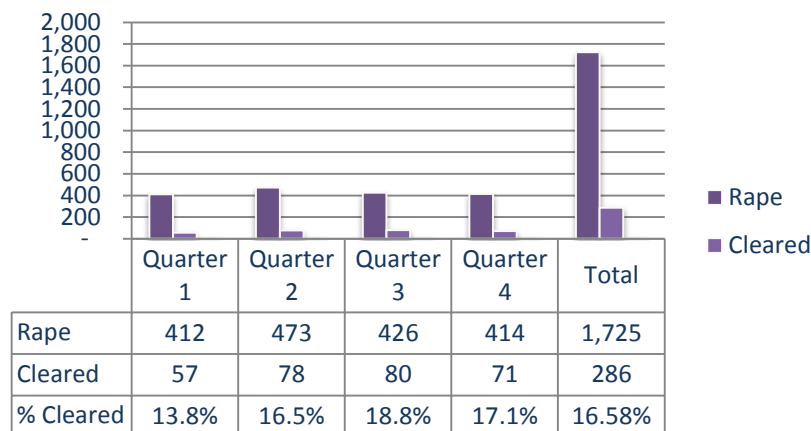
Murder & Clearances

by Quarter



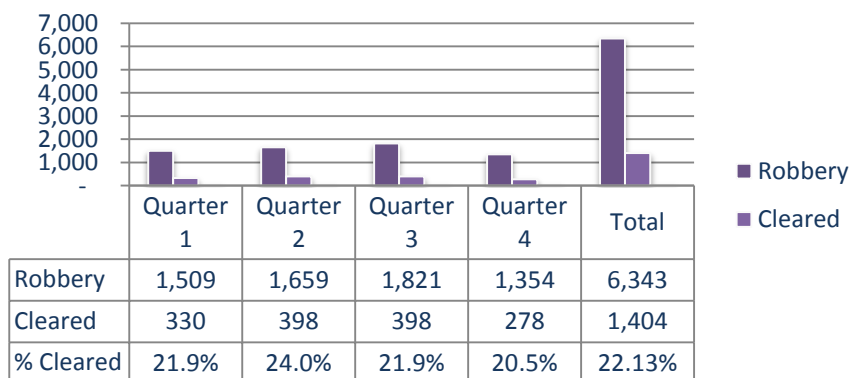
Rape & Clearances

by Quarter



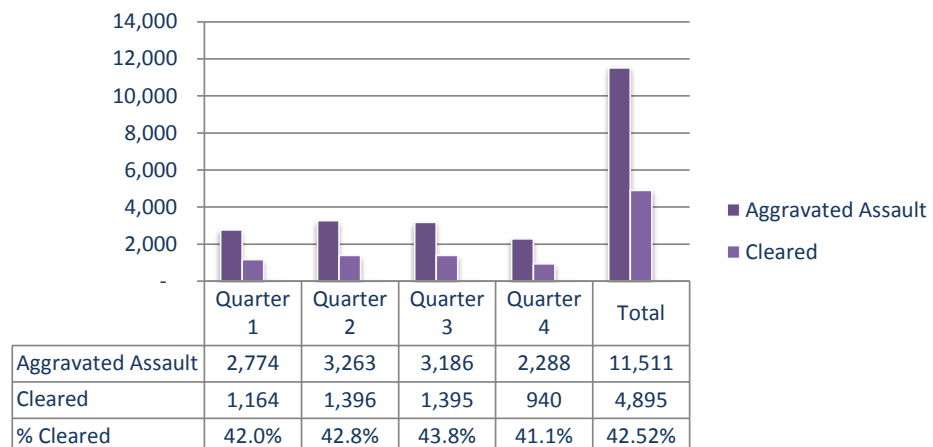
Robbery & Clearances

by Quarter



Aggravated Assault & Clearances

by Quarter



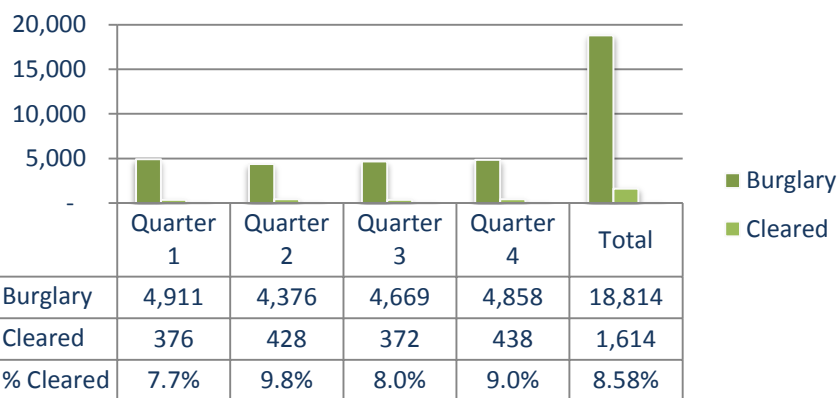


2016 Property Crime Offenses & Clearances

By Type & Quarter

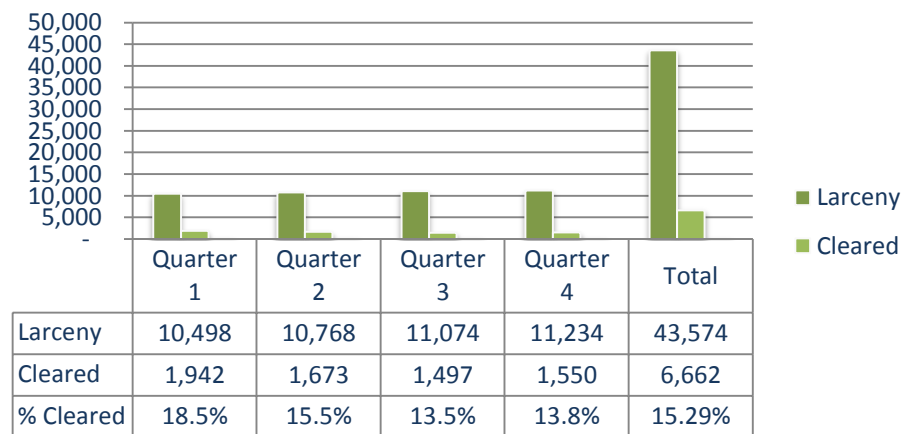
Burglary & Clearances

by Quarter



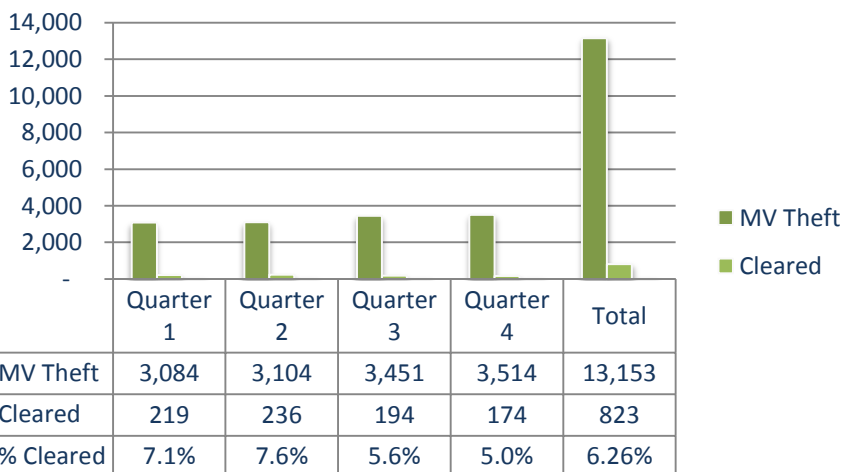
Larceny & Clearances

by Quarter



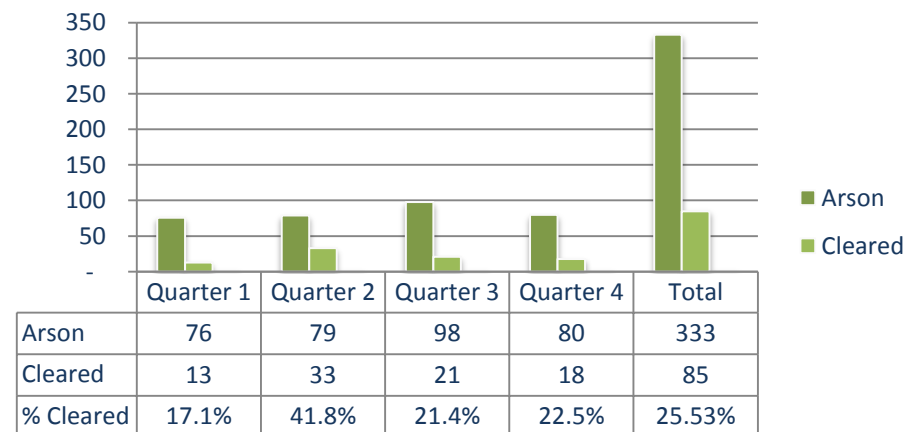
Motor Vehicle Theft & Clearances

by Quarter



Arson & Clearances

by Quarter

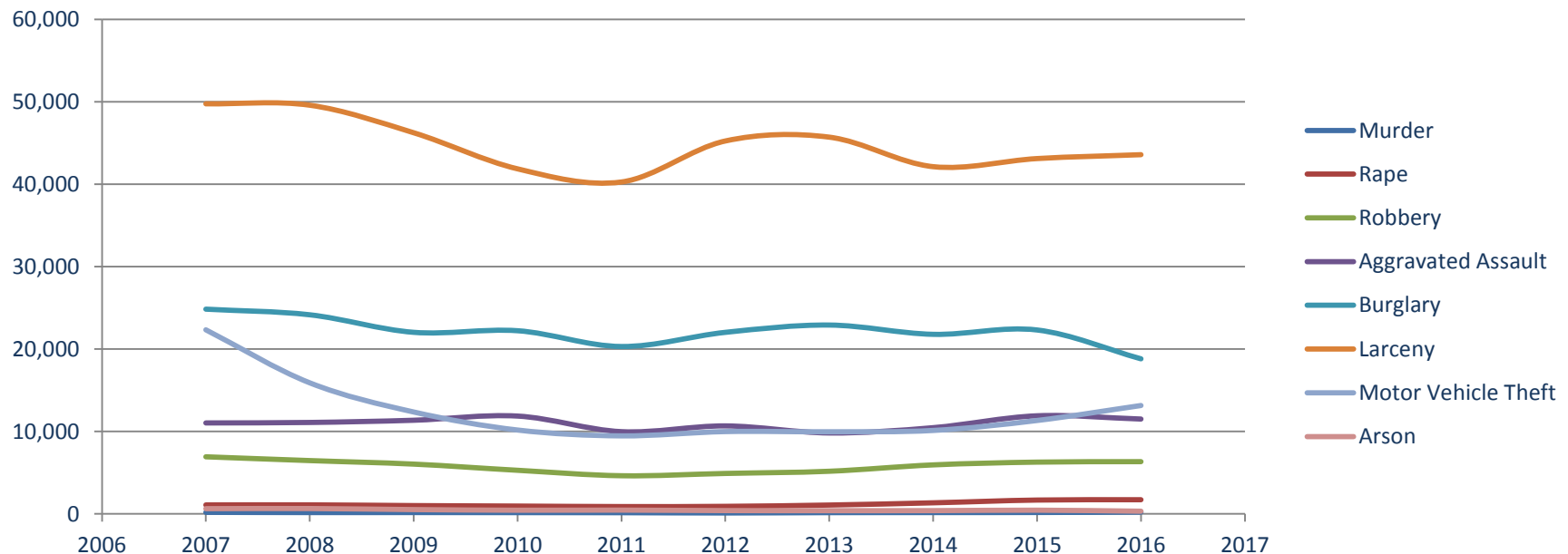




Nevada Index Crime Offenses & Crime Rates

10-yr Comparison: 2007 - 2016

| | Murder | Rape | Robbery | Aggravated Assault | Burglary | Larceny | Motor Vehicle Theft | Arson | Total Index Offenses | Crime Rate / 1,000 Pop |
|------|--------|-------|---------|--------------------|----------|---------|---------------------|-------|----------------------|------------------------|
| 2007 | 194 | 1,094 | 6,932 | 11,039 | 24,839 | 49,744 | 22,333 | 639 | 116,814 | 42.97 |
| 2008 | 168 | 1,102 | 6,473 | 11,097 | 24,156 | 49,575 | 15,904 | 656 | 109,131 | 39.20 |
| 2009 | 170 | 1,014 | 6,045 | 11,365 | 22,029 | 46,236 | 12,367 | 529 | 99,755 | 35.83 |
| 2010 | 161 | 956 | 5,296 | 11,872 | 22,223 | 41,856 | 10,179 | 452 | 92,995 | 33.41 |
| 2011 | 151 | 895 | 4,635 | 9,981 | 20,309 | 40,265 | 9,470 | 466 | 86,172 | 30.96 |
| 2012 | 118 | 923 | 4,913 | 10,679 | 22,025 | 45,237 | 9,991 | 408 | 94,294 | 34.18 |
| 2013 | 159 | 1,081 | 5,179 | 9,822 | 22,913 | 45,702 | 9,967 | 397 | 95,220 | 33.15 |
| 2014 | 168 | 1,351 | 5,951 | 10,466 | 21,787 | 42,122 | 10,128 | 403 | 92,376 | 32.49 |
| 2015 | 178 | 1,686 | 6,287 | 11,906 | 22,315 | 43,104 | 11,336 | 457 | 97,269 | 33.94 |
| 2016 | 222 | 1,725 | 6,343 | 11,511 | 18,814 | 43,574 | 13,153 | 333 | 95,675 | 32.54 |





2016 Violent Crime Statistics

One Violent Crime occurs every 26 minutes 32 seconds

| | Offenses | % of Index Crimes | % Change from 2015 | Crime Rate / 1,000 Pop | Cleared | % Cleared |
|-----------------------|----------|-------------------|--------------------|------------------------|---------|-----------|
| INDEX CRIMES | 95,675 | | -1.86% | 32.54 | 15,911 | 16.63% |
| Violent Crimes | 19,801 | 20.7% | -1.28% | 6.73 | 6,727 | 33.97% |

VIOLENT CRIMES

| | | | | | | |
|---------------------------|--------|-------|--------|------|-------|--------|
| Murder | 222 | 0.2% | 24.72% | 0.08 | 142 | 63.96% |
| Rape | 1,725 | 1.8% | 2.31% | 0.59 | 286 | 16.58% |
| Robbery | 6,343 | 6.6% | 0.89% | 2.16 | 1,404 | 22.13% |
| Aggravated Assault | 11,511 | 12.0% | -3.32% | 3.92 | 4,895 | 42.52% |





Violent Crimes in Nevada

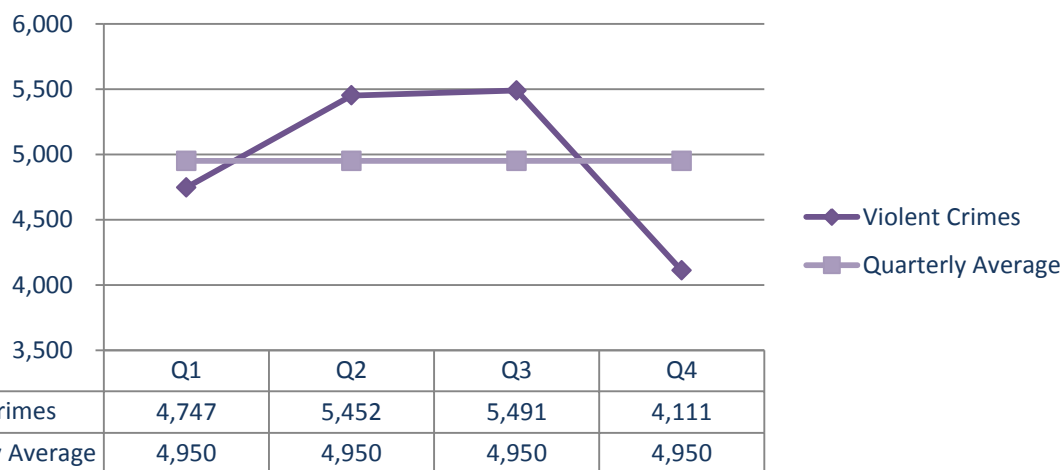
5-yr Comparison: 2012 – 2016 & By Quarter vs Quarterly Average

Crimes of violence involve the element of personal confrontation between the perpetrator and victim and entail the threat or use of violence. By their very nature, violent crimes (murder, rape, robbery, and aggravated assault) are considered more serious than property crimes. The total number indicates only the number of incidents reported to enforcement and does not reflect the number of criminals who committed them or the number of injuries inflicted.

| Violent Crime | 2012 | %change from 2011 | 2013 | %change from 2012 | 2014 | %change from 2013 | 2015 | %change from 2014 | 2016 | %change from 2015 |
|--------------------|---------------|----------------------|---------------|----------------------|---------------|----------------------|---------------|----------------------|---------------|----------------------|
| Murder | 118 | -21.9% | 159 | 34.7% | 168 | 5.7% | 178 | 6.0% | 222 | 24.7% |
| Rape | 923 | 3.1% | 1,081 | 17.1% | 1,351 | 25.0% | 1,686 | 24.8% | 1,725 | 2.3% |
| Robbery | 4,913 | 6.0% | 5,179 | 5.4% | 5,951 | 14.9% | 6,287 | 5.6% | 6,343 | 0.9% |
| Aggravated Assault | 10,679 | 7.0% | 9,822 | -8.0% | 10,466 | 6.6% | 11,906 | 13.8% | 11,511 | -3.3% |
| Total | 16,633 | 6.20% | 16,241 | -2.36% | 17,936 | 10.44% | 20,057 | 11.83% | 19,801 | -1.28% |

Violent Crimes

by Quarter & Quarterly Average





2016 Property Crime Statistics

One Property Crime occurs every 4 minutes, 38 seconds

| | Offenses | % of Index Crimes | % Change from 2015 | Crime Rate / 1,000 Pop | Cleared | % Cleared |
|------------------------|----------|-------------------|--------------------|------------------------|---------|-----------|
| INDEX CRIMES | 95,675 | | -1.86% | 32.54 | 15,911 | 16.63% |
| Property Crimes | 75,874 | 79.3% | -1.73% | 25.81 | 9,184 | 12.10% |

PROPERTY CRIMES

| | | | | | | |
|----------------------------|--------|-------|---------|-------|-------|--------|
| Burglary | 18,814 | 19.7% | -15.69% | 6.4 | 1,614 | 8.58% |
| Larceny | 43,574 | 45.5% | 1.09% | 14.82 | 6,662 | 15.29% |
| Motor Vehicle Theft | 13,153 | 13.7% | 16.03% | 4.47 | 823 | 6.26% |
| Arson | 333 | 0.3% | -27.13% | 0.11 | 85 | 25.53% |





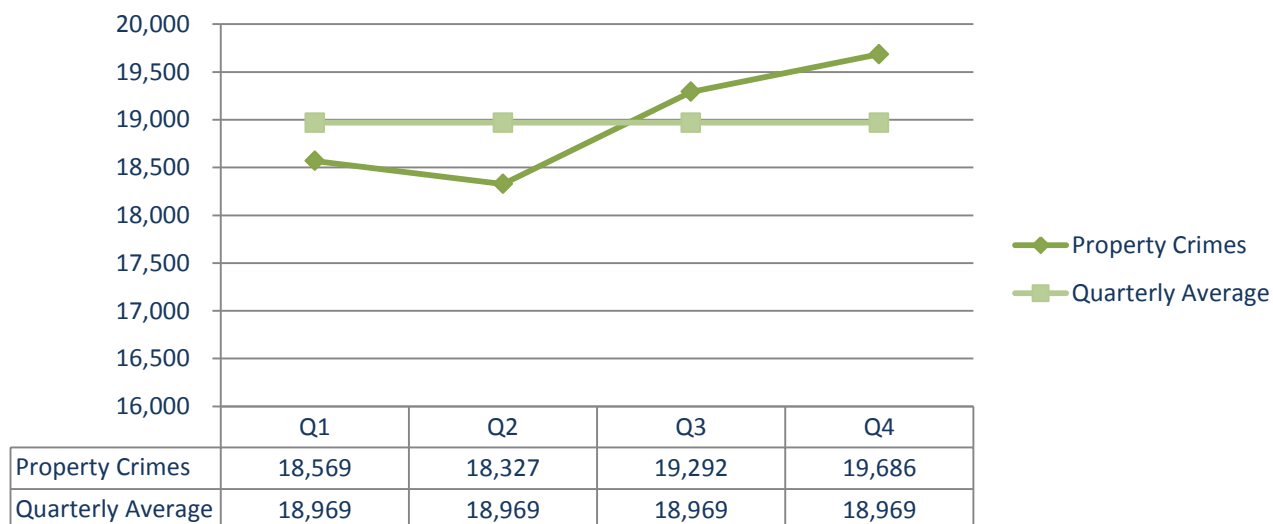
Property Crimes in Nevada

5-yr Comparison: 2012 – 2016 & By Quarter vs Quarterly Average

Property crimes include burglary, larceny, motor vehicle theft and arson. These crimes do not involve the threat of violence, but entail property taken from one by another or the destruction of property by arson.

| Property Crime | 2012 | % change from 2011 | 2013 | % change from 2012 | 2014 | % change from 2013 | 2015 | % change from 2014 | 2016 | % change from 2015 |
|----------------|---------------|--------------------|---------------|--------------------|---------------|--------------------|---------------|--------------------|---------------|--------------------|
| Burglary | 22,025 | 8.45% | 22,913 | 4.03% | 21,787 | -4.91% | 22,315 | 2.42% | 18,814 | -15.69% |
| Larceny | 45,237 | 12.35% | 45,702 | 1.03% | 42,122 | -7.83% | 43,104 | 2.33% | 43,574 | 1.09% |
| MV Theft | 9,991 | 5.50% | 9,967 | -0.24% | 10,128 | 1.62% | 11,336 | 11.93% | 13,153 | 16.03% |
| Arson | 408 | -12.45% | 397 | -2.70% | 403 | 1.51% | 457 | 13.40% | 333 | -27.13% |
| Total | 77,661 | 395.86% | 78,979 | 1.70% | 74,440 | -5.75% | 77,212 | 3.72% | 75,874 | -1.73% |

Property Crimes
by Quarter & Quarterly Average





Index Crime & Clearance Rates: Nevada vs National

5-yr comparison: 2012 - 2016

Index Crime Rates

Per 1,000 Population

| Nevada | Violent Crimes | | | | | Property Crimes | | | |
|--------|----------------|------|---------|--------------------|----------|-----------------|---------------------|-------|-------|
| | Murder | Rape | Robbery | Aggravated Assault | Burglary | Larceny | Motor Vehicle Theft | Arson | Total |
| 2012 | 0.04 | 0.34 | 1.78 | 3.88 | 8.00 | 16.43 | 3.63 | 0.15 | 34.26 |
| 2013 | 0.06 | 0.39 | 1.86 | 3.52 | 8.22 | 16.40 | 3.58 | 0.14 | 34.17 |
| 2014 | 0.06 | 0.48 | 2.10 | 3.69 | 7.69 | 14.87 | 3.57 | 0.14 | 32.61 |
| 2015 | 0.06 | 0.58 | 2.17 | 4.12 | 7.72 | 14.91 | 3.92 | 0.16 | 33.65 |
| 2016 | 0.08 | 0.59 | 2.16 | 3.92 | 6.40 | 14.82 | 4.47 | 0.11 | 32.54 |

National

| | | | | | | | | | |
|-------------------|------|------|------|------|------|-------|------|------|-------|
| 2012 | 0.05 | 0.27 | 1.13 | 2.42 | 6.70 | 19.59 | 2.30 | 0.19 | 32.65 |
| 2013 | 0.05 | 0.62 | 1.09 | 2.29 | 6.10 | 18.99 | 2.21 | 0.16 | 31.13 |
| 2014 | 0.05 | 0.63 | 1.02 | 2.33 | 5.43 | 18.37 | 2.16 | 0.14 | 30.13 |
| 2015 | 0.05 | 0.39 | 1.02 | 2.38 | 4.91 | 17.80 | 2.20 | 0.14 | 28.89 |
| 2016 ¹ | 0.05 | 0.40 | 1.05 | 2.53 | 4.74 | 17.66 | 2.35 | 0.14 | 28.93 |

Crime Clearance Percentages

Percentage of Index Crimes

| Nevada | Violent Crimes | | | | | Property Crimes | | | |
|--------|----------------|--------|---------|--------------------|----------|-----------------|---------------------|--------|--------|
| | Murder | Rape | Robbery | Aggravated Assault | Burglary | Larceny | Motor Vehicle Theft | Arson | Total |
| 2012 | 80.51% | 25.03% | 25.87% | 50.21% | 10.10% | 25.80% | 7.71% | 33.09% | 23.07% |
| 2013 | 74.21% | 23.96% | 27.63% | 49.55% | 10.26% | 24.26% | 8.23% | 32.24% | 22.10% |
| 2014 | 74.40% | 23.61% | 26.15% | 49.06% | 9.36% | 22.21% | 8.11% | 27.30% | 21.07% |
| 2015 | 71.35% | 18.09% | 23.02% | 42.31% | 8.09% | 19.04% | 6.02% | 30.85% | 18.25% |
| 2016 | 63.96% | 16.58% | 22.13% | 42.52% | 8.58% | 15.29% | 6.26% | 25.53% | 16.63% |

National

| | | | | | | | | | |
|-------------------|--------|--------|--------|--------|--------|--------|--------|--------|--------|
| 2012 | 62.50% | 40.10% | 28.10% | 55.80% | 12.70% | 22.00% | 11.90% | 20.40% | 25.35% |
| 2013 | 64.10% | 40.30% | 29.40% | 57.70% | 13.10% | 22.40% | 14.20% | 20.70% | 23.06% |
| 2014 | 64.50% | 49.71% | 29.60% | 56.30% | 13.60% | 23.00% | 12.80% | 21.80% | 19.56% |
| 2015 | 61.50% | 37.80% | 29.30% | 54.00% | 12.90% | 21.90% | 13.10% | 20.40% | 23.00% |
| 2016 ² | n/a | n/a | n/a | n/a | n/a | n/a | n/a | n/a | n/a |

¹ Data calculated using 2016 Crime in the US Preliminary percentage change estimates

² National clearance rates were not available at time of publishing



Index Crime Rates: Nevada, Western and National

5-yr Comparison: 2012 - 2016

| 2012 | Murder | Rape | Robbery | Aggravated Assault | Burglary | Larceny | Motor Vehicle Theft | Arson | Total |
|----------|--------|------|---------|--------------------|----------|---------|---------------------|-------|-------|
| NV | 0.04 | 0.34 | 1.78 | 3.88 | 8.00 | 16.43 | 3.63 | 0.15 | 34.26 |
| Western | 0.04 | 0.28 | 1.16 | 2.39 | 6.63 | 19.24 | 3.63 | 0.24 | 33.61 |
| National | 0.05 | 0.27 | 1.13 | 2.42 | 6.70 | 19.59 | 2.30 | 0.19 | 32.65 |

2013

| | | | | | | | | | |
|----------|------|------|------|------|------|-------|------|------|-------|
| NV | 0.06 | 0.39 | 1.86 | 3.52 | 8.22 | 16.40 | 3.58 | 0.14 | 34.17 |
| Western | 0.04 | 0.30 | 1.12 | 2.26 | 6.25 | 18.82 | 3.61 | 0.19 | 32.57 |
| National | 0.05 | 0.25 | 1.09 | 2.29 | 6.10 | 18.99 | 2.21 | 0.16 | 31.13 |

2014

| | | | | | | | | | |
|----------|------|------|------|------|------|-------|------|------|-------|
| NV | 0.06 | 0.48 | 2.10 | 3.69 | 7.69 | 14.87 | 3.57 | 0.14 | 32.61 |
| Western | 0.04 | 0.67 | 1.03 | 2.27 | 5.54 | 18.16 | 3.40 | 0.14 | 31.25 |
| National | 0.05 | 0.63 | 1.02 | 2.33 | 5.43 | 18.37 | 2.16 | 0.14 | 30.13 |

2015

| | | | | | | | | | |
|----------|------|------|------|------|------|-------|------|------|-------|
| NV | 0.06 | 0.58 | 2.17 | 4.12 | 7.72 | 14.91 | 3.92 | 0.16 | 33.65 |
| Western | 0.04 | 0.39 | 0.28 | 2.27 | 5.56 | 18.25 | 3.43 | 0.11 | 30.33 |
| National | 0.05 | 0.39 | 1.02 | 2.38 | 4.91 | 17.80 | 2.20 | 0.14 | 28.89 |

2016

| | | | | | | | | | |
|------------|------|------|------|------|------|-------|------|------|-------|
| NV | 0.08 | 0.59 | 2.16 | 3.92 | 6.40 | 14.82 | 4.47 | 0.11 | 32.54 |
| Western* | N/A | N/A | N/A | N/A | N/A | N/A | N/A | N/A | N/A |
| National** | 0.05 | 0.40 | 1.05 | 2.53 | 4.74 | 17.66 | 2.35 | 0.14 | 28.93 |

* Western Crimes rates were not available at time of publishing

** National data calculated using 2016 Crime in the US Preliminary percentage change estimates

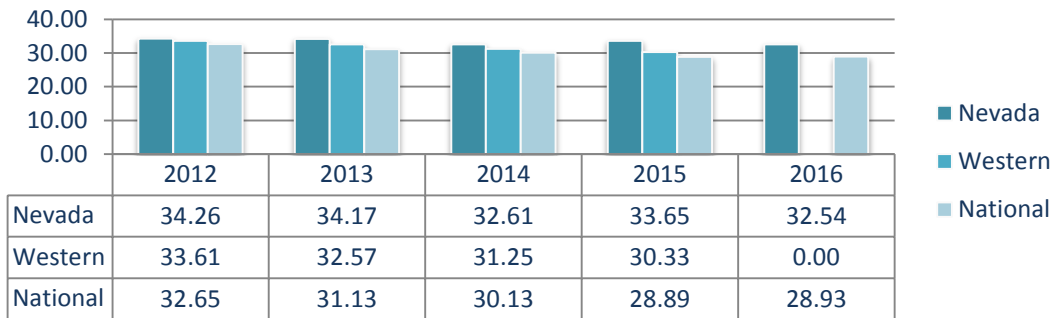


Index Crimes Rates: Nevada, Western and National

5-yr Comparison: 2012 – 2016

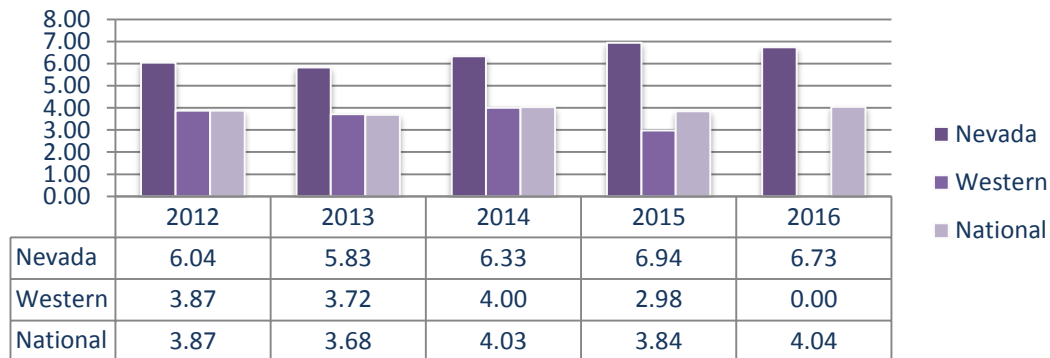
Index Crimes

Crime Rates per 1,000 Population



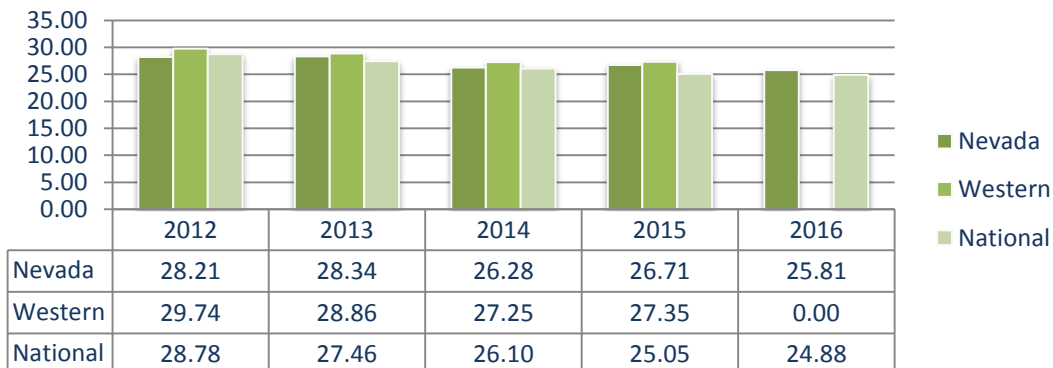
Violent Crimes

Crime Rates per 1,000 Population



Property Crimes

Crime Rates per 1,000 Population



* Western Crimes rates were not available at time of publishing

** National data calculated using 2016 Crime in the US Preliminary percentage change estimates

THIS PAGE WAS LEFT INTENTIONALLY BLANK



Murder Offenses



About Murder

Murder and non-negligent manslaughter are defined by the FBI Uniform Crime Reporting program as the willful (non-negligent) killing of one human being by another. This includes any death caused by injuries received in a fight, argument, quarrel, assault, or commission of a crime. The UCR Program does not include the following situations in this offense classification: deaths caused by negligence, suicide, or accident; justifiable homicides; and attempts to murder or assaults to murder, which are classified as aggravated assaults.¹⁸



2016 Murder Statistics

One Murder occurs every 1 day, 15 hours, 27 minutes, 34 seconds

| | Offenses | % of Index Crimes | % Change from 2015 | Crime Rate / 1,000 Pop | Cleared | % Cleared |
|-----------------------|----------|-------------------|--------------------|------------------------|---------|-----------|
| INDEX CRIMES | 95,675 | | -1.86% | 32.54 | 15,911 | 16.63% |
| Violent Crimes | 19,801 | 20.7% | -1.28% | 6.73 | 6,727 | 33.97% |
| Murder | 222 | 0.2% | 24.72% | 0.08 | 142 | 63.96% |

Most Prevalent Circumstances

| | Number | % of Total |
|------------------------------|--------|------------|
| Unknown | 112 | 50.45% |
| Other Arguments | 56 | 25.23% |
| Total Circumstances Reported | 222 | |

Most Probable Victim Relationship to Offender

| | Number | % of Total |
|------------------------------|--------|------------|
| Unknown | 116 | 42.49% |
| Acquaintance | 73 | 26.74% |
| Total Relationships Reported | 273 | |

* It is possible to have more than one type of relationship between victim and offender

Most Probable Age and Gender of Victim

| | Number | % of Total |
|-------------------------------------|--------|------------|
| Male Victim, 15 - 24 years of age | 60 | 27.91% |
| Female Victim, 25 - 34 years of age | 9 | 40.91% |
| Total Male Victims Reported | 215 | |
| Total Female Victims Reported | 22 | |

* It is possible to have more than one victim for each occurrence

Most Probable Age and Gender of Offender

| | Number | % of Total |
|---------------------------------------|--------|------------|
| Male Offender, 15-24 years of age | 50 | 31.25% |
| Female Offender, 35 - 44 years of age | 3 | 50.00% |
| Total Male Offenders Reported | 160 | |
| Total Female Offenders Reported | 6 | |

* The total arrests cleared may not match the arrested data by gender, race, and ethnicity due to limitations in the way the data are collected and reported.

Most Used Weapon

| | Number | % of Total |
|------------------------|--------|------------|
| Firearm | 163 | 57.80% |
| Knife, Cutting Device | 43 | 15.25% |
| Total Weapons Reported | 282 | |

* It is possible to have more than one weapon used for each occurrence

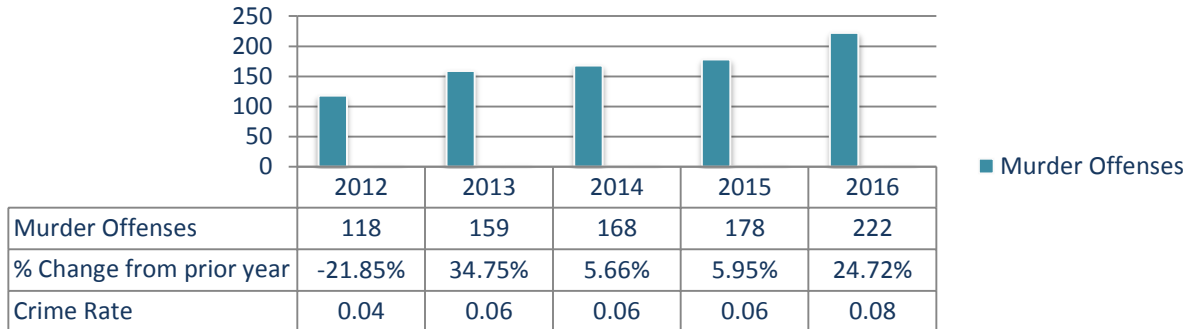


Murders in Nevada

5- yr Comparison: 2012 – 2016, By Monthly vs Monthly Average, Clearances By Quarter

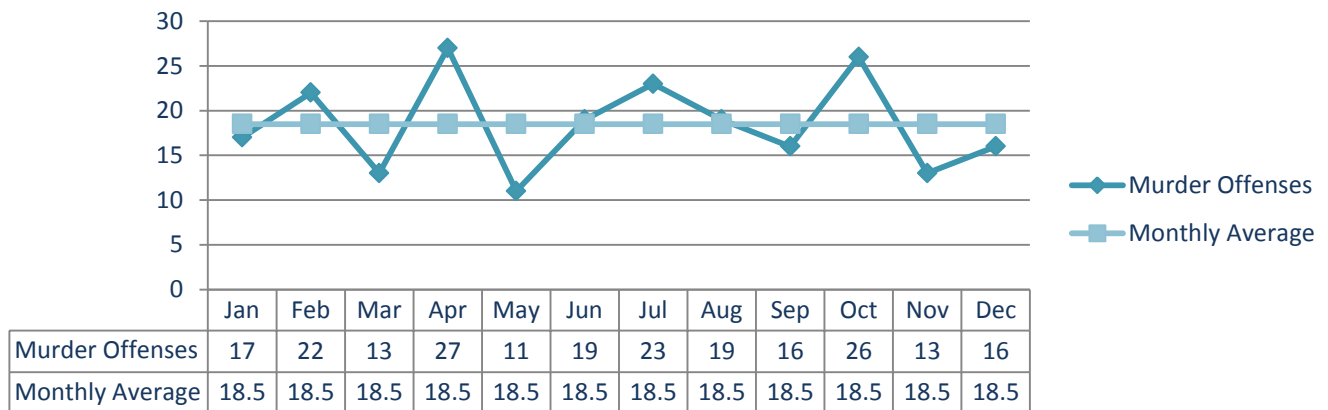
Murders

5-yr Comparison: 2012 - 2016
Crime Rates per 1,000 Population



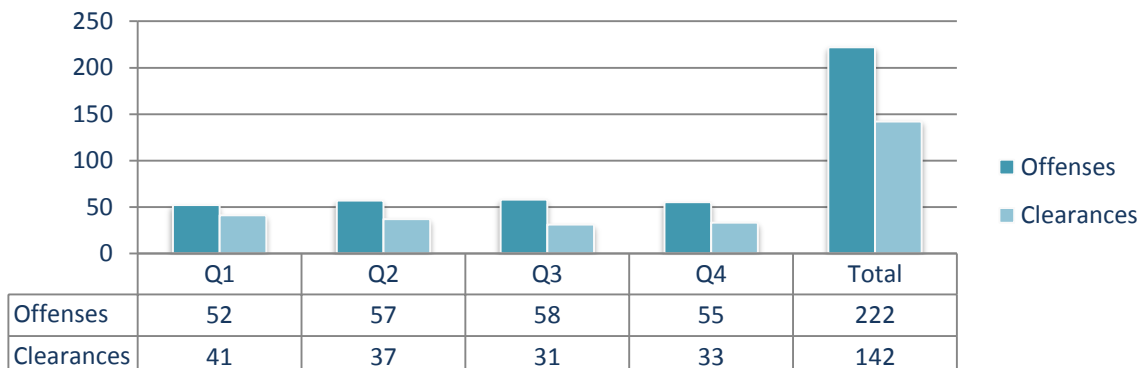
2016 Murder Offenses

By Month & Monthly Average



2016 Murder Offenses & Clearances

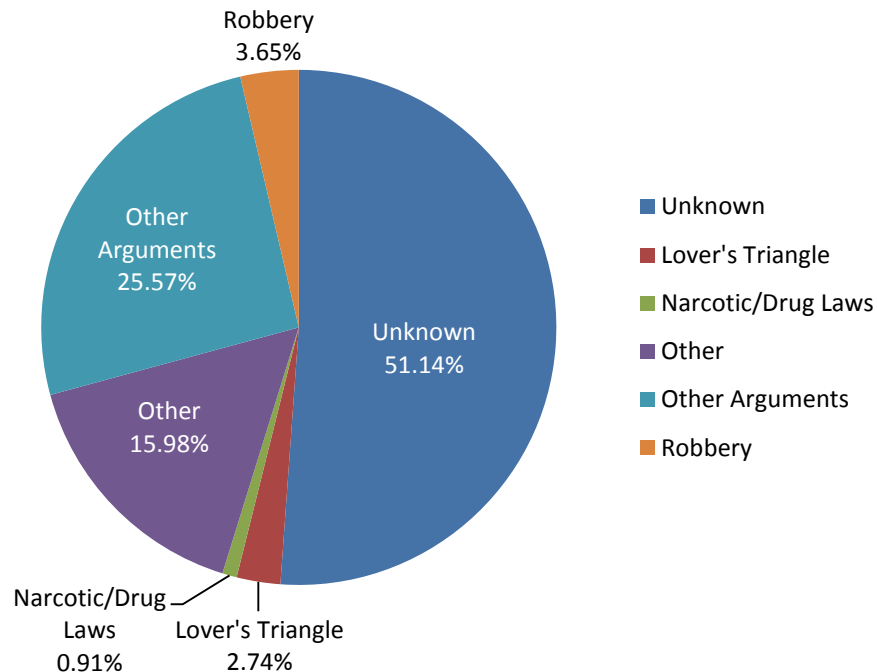
by Quarter





2016 Murder Circumstances

| Circumstances* | Number of Offenses | % Change from 2015 |
|---------------------------------------|--------------------|--------------------|
| Brawl Due to the Influence of Alcohol | 0 | -100.00% |
| Burglary | 0 | -100.00% |
| Gambling Related | 0 | -100.00% |
| Gangland Killings | 3 | -40.00% |
| Unknown | 112 | 62.32% |
| Lover's Triangle | 6 | 500.00% |
| Narcotic/Drug Laws | 2 | 0.00% |
| Other | 35 | 25.00% |
| Other Arguments | 56 | 3.70% |
| Sex Offenses | 0 | -100.00% |
| Rape | 0 | -100.00% |
| Robbery | 8 | 33.33% |
| Total | 222 | 18.54% |



*Due to the unlimited set of possible circumstances surrounding homicides, it is difficult to provide clear-cut or precise statistical categories for all. To achieve uniformity, the number of circumstance categories has been kept to a minimum. Caution is suggested in drawing generalizations from the data without more deliberate analysis. This table makes no attempt to analyze the motives of offenders, but rather to display general circumstances surrounding events. Also note that it is possible to have more than one victim/murder for each circumstance.

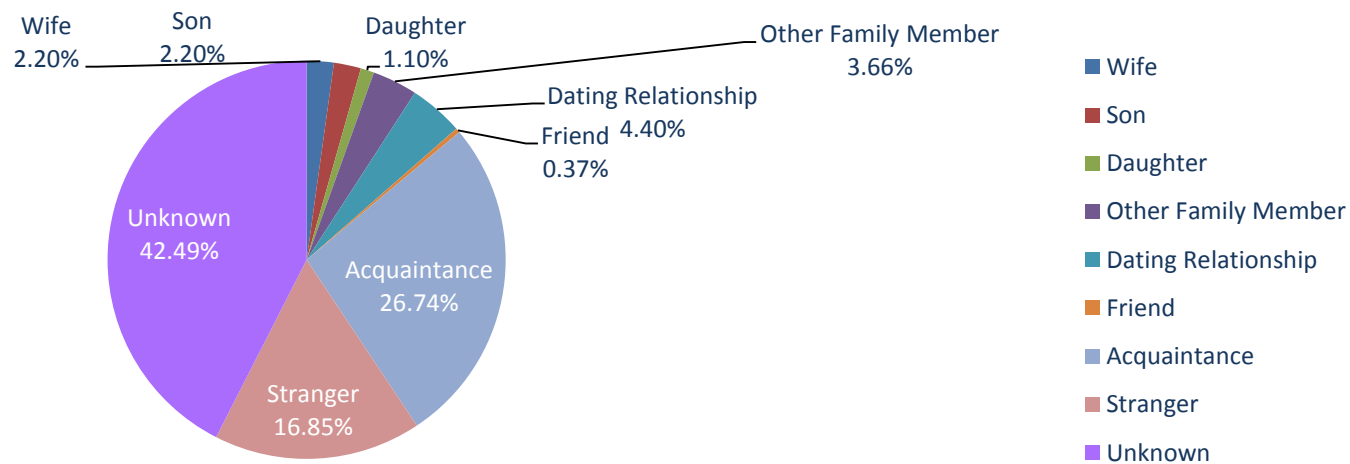


Murder Victim Relationship to Offender

5-yr Comparison: 2012 - 2016

| Relationship - Victim to Offender* | Number | | | | |
|------------------------------------|------------|------------|------------|------------|------------|
| | 2012 | 2013 | 2014 | 2015 | 2016 |
| Wife | 7 | 6 | 7 | 5 | 6 |
| Husband | 1 | 0 | 3 | 5 | 0 |
| Son | 6 | 6 | 8 | 3 | 6 |
| Daughter | 7 | 5 | 4 | 5 | 3 |
| Other Family Member | 11 | 10 | 10 | 14 | 10 |
| Dating Relationship | 9 | 11 | 7 | 15 | 12 |
| Former Spouse | 4 | 1 | 2 | 3 | 0 |
| Former Cohabitant | 0 | 2 | 0 | 0 | 0 |
| Friend | 2 | 5 | 10 | 0 | 1 |
| Acquaintance | 28 | 32 | 23 | 37 | 73 |
| Stranger | 27 | 25 | 30 | 27 | 46 |
| Unknown | 69 | 53 | 101 | 65 | 116 |
| Total | 171 | 156 | 205 | 179 | 273 |

| % of Total | | | | |
|------------|-------|-------|-------|-------|
| 2012 | 2013 | 2014 | 2015 | 2016 |
| 4.1% | 3.8% | 3.4% | 2.8% | 2.2% |
| 0.6% | 0.0% | 1.5% | 2.8% | 0.0% |
| 3.5% | 3.8% | 3.9% | 1.7% | 2.2% |
| 4.1% | 3.2% | 2.0% | 2.8% | 1.1% |
| 6.4% | 6.4% | 4.9% | 7.8% | 3.7% |
| 5.3% | 7.1% | 3.4% | 8.4% | 4.4% |
| 2.3% | 0.6% | 1.0% | 1.7% | 0.0% |
| 0.0% | 1.3% | 0.0% | 0.0% | 0.0% |
| 1.2% | 3.2% | 4.9% | 0.0% | 0.4% |
| 16.4% | 20.5% | 11.2% | 20.7% | 26.7% |
| 15.8% | 16.0% | 14.6% | 15.1% | 16.8% |
| 40.4% | 34.0% | 49.3% | 36.3% | 42.5% |
| 100% | 100% | 100% | 100% | 100% |



*The number of relationships may not agree with the number of victims due to instances of multiple offenders or victims.



Murder Distribution by Age, Gender and Weapon

5-yr Comparison: 2012 - 2016

| Victim Ages | Male | | | | |
|--------------|-----------|------------|------------|------------|------------|
| | 2012 | 2013 | 2014 | 2015 | 2016 |
| 00 - 14 | 6 | 11 | 9 | 3 | 15 |
| 15 - 24 | 12 | 23 | 25 | 21 | 60 |
| 25 - 34 | 23 | 28 | 35 | 33 | 58 |
| 35 - 44 | 28 | 20 | 23 | 28 | 26 |
| 45 - 54 | 11 | 30 | 19 | 21 | 30 |
| 55 - 64 | 7 | 11 | 11 | 13 | 11 |
| 65+ | 2 | 9 | 6 | 6 | 14 |
| Unknown | 1 | 0 | 0 | 1 | 1 |
| Total | 90 | 132 | 128 | 126 | 215 |

| Female | | | | |
|-----------|-----------|-----------|-----------|-----------|
| 2012 | 2013 | 2014 | 2015 | 2016 |
| 7 | 3 | 5 | 5 | 0 |
| 4 | 11 | 3 | 7 | 2 |
| 7 | 6 | 10 | 10 | 9 |
| 4 | 7 | 5 | 7 | 5 |
| 6 | 6 | 8 | 11 | 3 |
| 7 | 2 | 5 | 5 | 2 |
| 3 | 3 | 4 | 7 | 1 |
| 1 | 1 | 0 | 0 | 0 |
| 39 | 39 | 40 | 52 | 22 |

| Offender Ages | Male | | | | |
|---------------|------------|------------|------------|-----------|------------|
| | 2012 | 2013 | 2014 | 2015 | 2016 |
| 00 - 14 | 2 | 2 | 0 | 0 | 0 |
| 15 - 24 | 35 | 36 | 37 | 28 | 50 |
| 25 - 34 | 33 | 46 | 40 | 34 | 47 |
| 35 - 44 | 15 | 15 | 12 | 8 | 32 |
| 45 - 54 | 14 | 21 | 22 | 13 | 19 |
| 55 - 64 | 8 | 6 | 5 | 8 | 10 |
| 65+ | 2 | 1 | 5 | 6 | 2 |
| Total | 109 | 127 | 121 | 97 | 160 |

| Female | | | | |
|-----------|-----------|-----------|-----------|----------|
| 2012 | 2013 | 2014 | 2015 | 2016 |
| 0 | 1 | 0 | 0 | 0 |
| 2 | 2 | 12 | 4 | 2 |
| 10 | 5 | 10 | 9 | 0 |
| 3 | 3 | 4 | 1 | 3 |
| 3 | 1 | 1 | 2 | 0 |
| 1 | 0 | 1 | 2 | 1 |
| 0 | 1 | 0 | 2 | 0 |
| 19 | 13 | 28 | 20 | 6 |

| | | | | | |
|--|----|----|----|----|----|
| Incidents Where the Age & Sex of the Offender is Unknown | 30 | 35 | 59 | 61 | 78 |
|--|----|----|----|----|----|

| Weapon Used | Number | | | | |
|-----------------------|------------|------------|------------|------------|------------|
| | 2012 | 2013 | 2014 | 2015 | 2016 |
| Handgun | 40 | 24 | 14 | 17 | 26 |
| Long-gun | 4 | 4 | 1 | 2 | 2 |
| Firearm, Unknown | 33 | 63 | 79 | 94 | 163 |
| Knife, Cutting Device | 16 | 23 | 33 | 25 | 43 |
| Hands, Fists, Feet | 4 | 14 | 9 | 9 | 6 |
| Blunt Inst. | 15 | 5 | 18 | 13 | 24 |
| Fire/Smoke Inhalation | 3 | 0 | 0 | 1 | 4 |
| Asphyxiation/Gas | 2 | 2 | 3 | 2 | 0 |
| Strangulation | | | | 5 | 3 |
| Unknown | 4 | 14 | 8 | 0 | 0 |
| Other | 8 | 19 | 3 | 10 | 11 |
| Total | 129 | 168 | 168 | 178 | 282 |

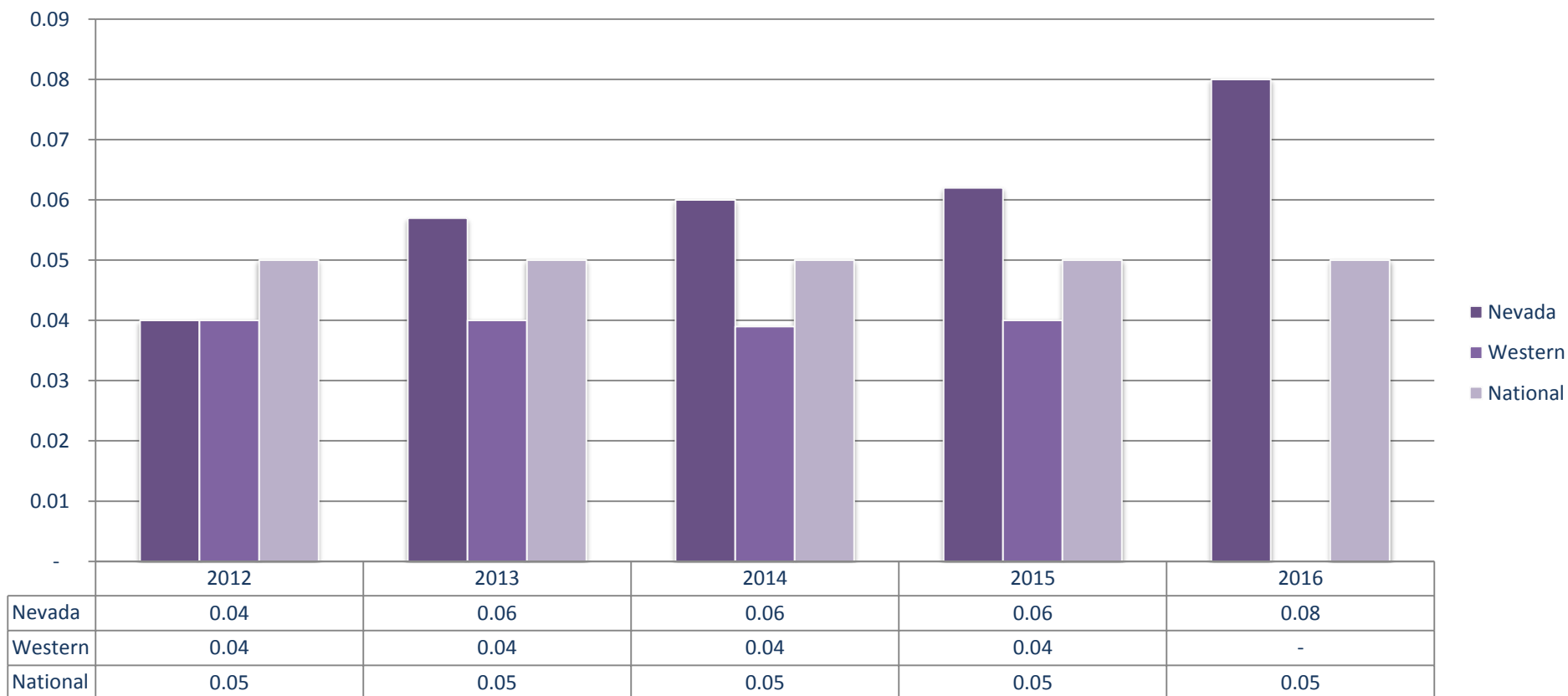
| % of Total | | | | |
|-------------|-------------|-------------|-------------|-------------|
| 2012 | 2013 | 2014 | 2015 | 2016 |
| 31.0% | 14.3% | 8.3% | 9.6% | 9.2% |
| 3.1% | 2.4% | 0.6% | 1.1% | 0.7% |
| 25.6% | 37.5% | 47.0% | 52.8% | 57.8% |
| 12.4% | 13.7% | 19.6% | 14.0% | 15.2% |
| 3.1% | 8.3% | 5.4% | 5.1% | 2.1% |
| 11.6% | 3.0% | 10.7% | 7.3% | 8.5% |
| 2.3% | 0.0% | 0.0% | 0.6% | 1.4% |
| 1.6% | 1.2% | 1.8% | 1.1% | 0.0% |
| | | | 2.8% | 1.1% |
| 3.1% | 8.3% | 4.8% | 0.0% | 0.0% |
| 6.2% | 11.3% | 1.8% | 5.6% | 3.9% |
| 100% | 100% | 100% | 100% | 100% |



Murder Rates: Nevada, Western and National

5-yr Comparison: 2012 - 2016

per 1,000 Population



* 2016 Western data not available at time of publication

** 2016 National Data was calculated using 2016 Crime in the US Preliminary percentage change estimates

THIS PAGE WAS LEFT INTENTIONALLY BLANK



Rape Offenses



About Rape

NOTE: In 2011, the FBI UCR Program revised the definition of rape for reporting purposes. As the offense is now defined, it is possible to report either males or females as rape victims.

Rape - penetration, no matter how slight, of the vagina or anus with any body part or object, or oral penetration by a sex organ of another person, or by a sex-related object, without the consent of the victim. This definition includes either gender of victim or offender. This definition also includes instances in which the victim is incapable of giving consent because of temporary or permanent mental or physical incapacity (including due to the influence of drugs or alcohol) or because of age. Physical resistance is not required on the part of the victim to demonstrate lack of consent.





2016 Rape Statistics

One Rape occurs every 5 hours, 4 minutes, 41 seconds

| | Offenses | % of Index Crimes | % Change from 2015 | Crime Rate / 1,000 Pop | Cleared | % Cleared |
|-----------------------|----------|-------------------|--------------------|------------------------|---------|-----------|
| INDEX CRIMES | 95,675 | | -1.86% | 32.54 | 15,911 | 16.63% |
| Violent Crimes | 19,801 | 20.7% | -1.28% | 6.73 | 6,727 | 33.97% |
| Rape | 1,725 | 1.8% | 2.31% | 0.59 | 286 | 16.58% |

Most Probable Gender and Age of Arrested Offender

| | Reported | % of Total |
|---------------------------------|----------|------------|
| Male Offender, 40+ years of age | 76 | 29.80% |
| Total Arrests Reported | 255 | |

** The total arrests cleared may not match the arrested data by gender, race, and ethnicity due to limitations in the way the data are collected and reported.*

Strongest Time of Year for Rape Offenses

| | | |
|-------------------------------|-------|--------|
| Quarter 2, April 1 to June 30 | 473 | 27.42% |
| May | 171 | 9.91% |
| Total Rapes Reported | 1,725 | |



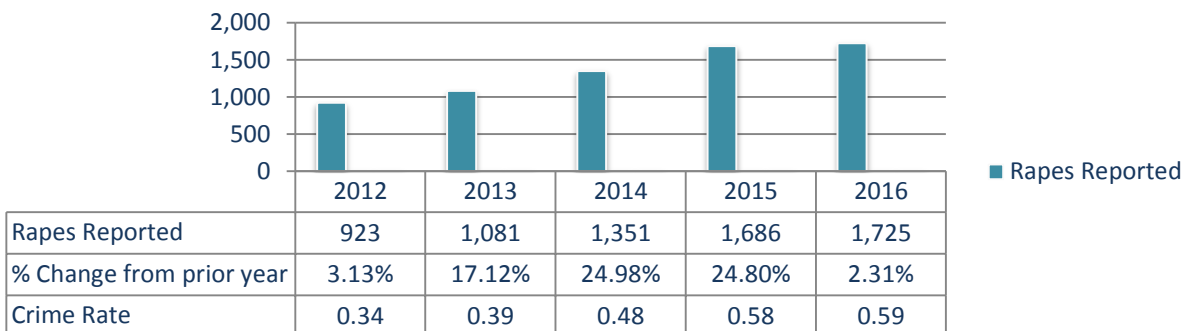


Rape in Nevada

5-yr Comparison: 2012 – 2015, Attempted vs Completed, Clearances by Quarter

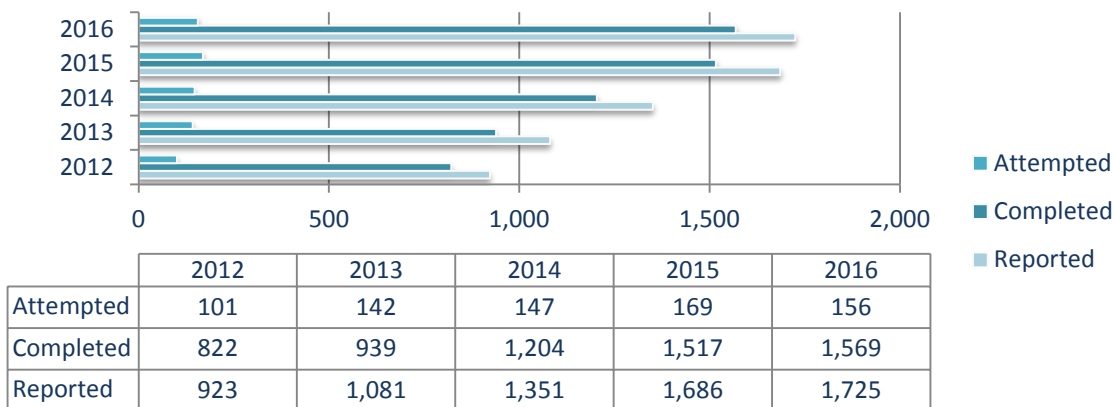
Rapes

5-yr Comparison: 2012 - 2016
Crime Rates per 1,000 Population



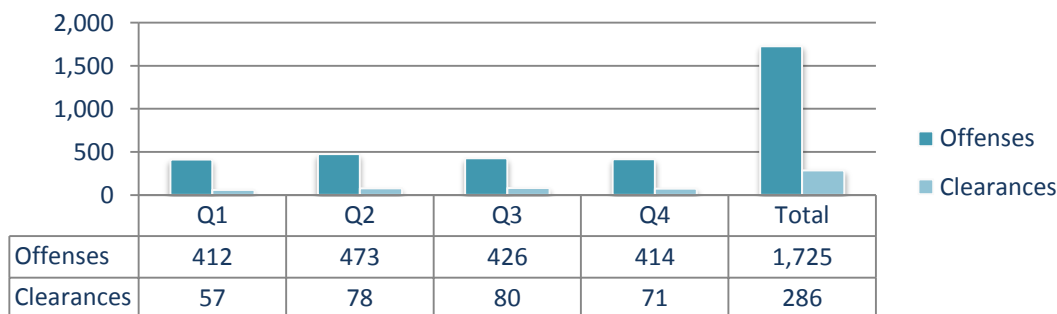
Rapes: Completed vs Attempted

5-yr Comparison: 2012- 2016



2016 Rape Offenses & Clearances

by Quarter

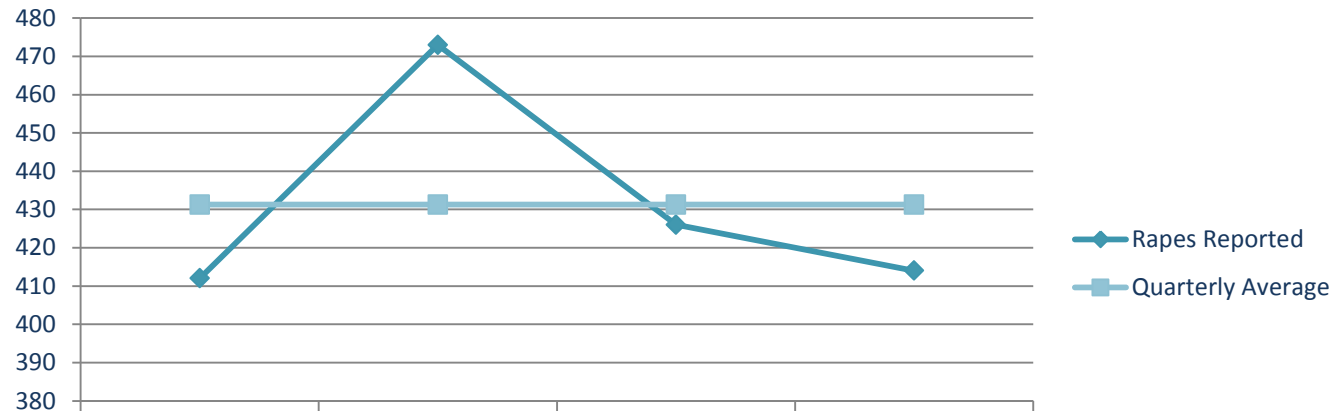




2016 Rape Offenses

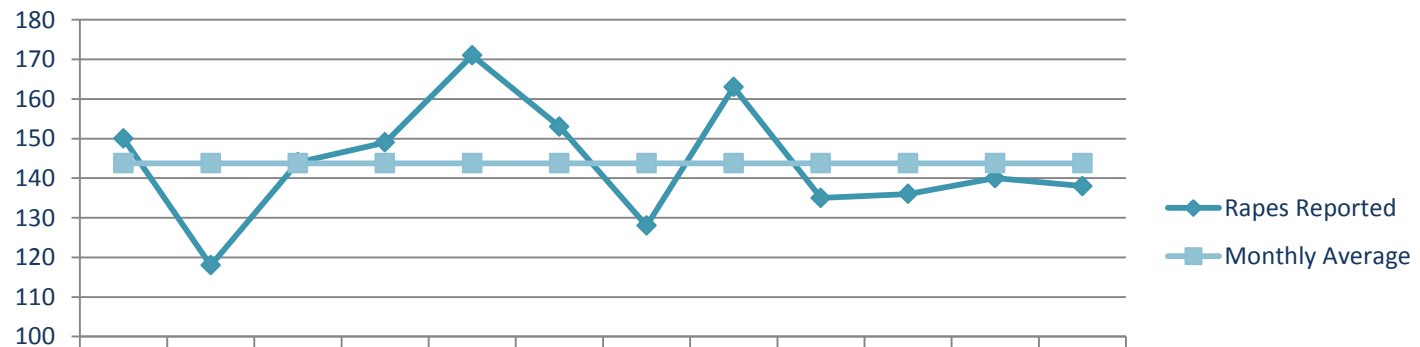
By Quarter vs Quarterly Average & By Monthly vs Monthly Average

By Quarter & Quarterly Average



| | Qtr 1 | Qtr 2 | Qtr 3 | Qtr 4 |
|-------------------|--------|--------|--------|--------|
| Rapes Reported | 412 | 473 | 426 | 414 |
| Quarterly Average | 431.25 | 431.25 | 431.25 | 431.25 |

By Month & Monthly Average



| | Jan | Feb | Mar | Apr | May | Jun | Jul | Aug | Sep | Oct | Nov | Dec |
|-----------------|-------|-------|-------|-------|-------|-------|-------|-------|-------|-------|-------|-------|
| Rapes Reported | 150 | 118 | 144 | 149 | 171 | 153 | 128 | 163 | 135 | 136 | 140 | 138 |
| Monthly Average | 143.8 | 143.8 | 143.8 | 143.8 | 143.8 | 143.8 | 143.8 | 143.8 | 143.8 | 143.8 | 143.8 | 143.8 |



Rapes Offenses: Arrested Profile

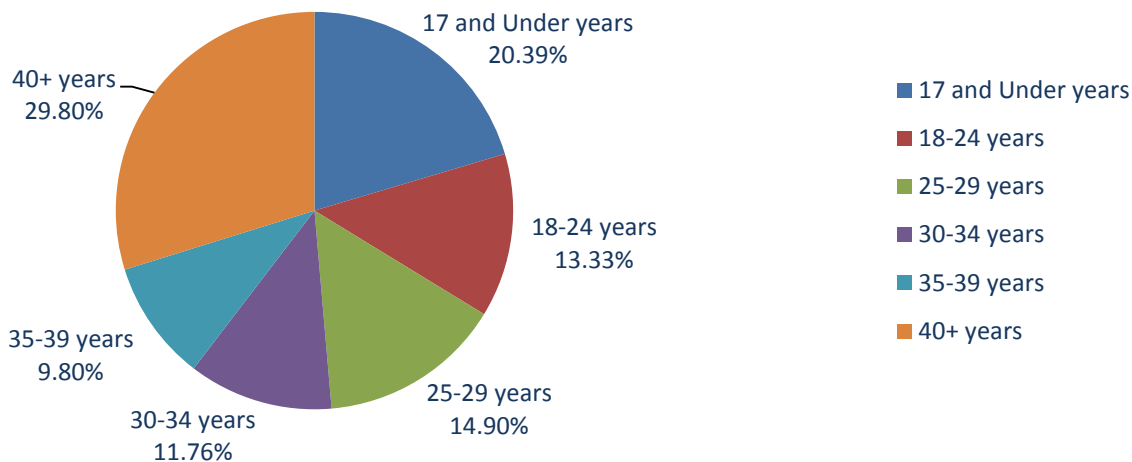
5-yr Comparison: 2012 - 2016

| AGE | 2012 | 2013 | 2014 | 2015 | 2016 |
|---------------|------------|------------|------------|------------|------------|
| 17 and Under | 24 | 36 | 42 | 58 | 52 |
| 18-24 | 43 | 39 | 42 | 72 | 34 |
| 25-29 | 27 | 39 | 38 | 43 | 38 |
| 30-34 | 40 | 33 | 42 | 40 | 30 |
| 35-39 | 19 | 20 | 28 | 38 | 25 |
| 40 and Over | 47 | 52 | 82 | 89 | 76 |
| Total: | 200 | 219 | 274 | 340 | 255 |

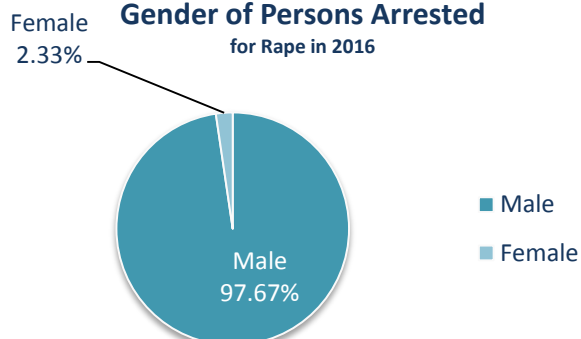
| | | | | | |
|---------------|-----|-----|-----|-----|-----|
| Male | 199 | 216 | 269 | 329 | 247 |
| Female | 1 | 5 | 5 | 11 | 8 |

**Inaccurate gender count recorded in 2013: gender does not equal total by age*

Age of Persons Arrested for Rape in 2016



Gender of Persons Arrested for Rape in 2016

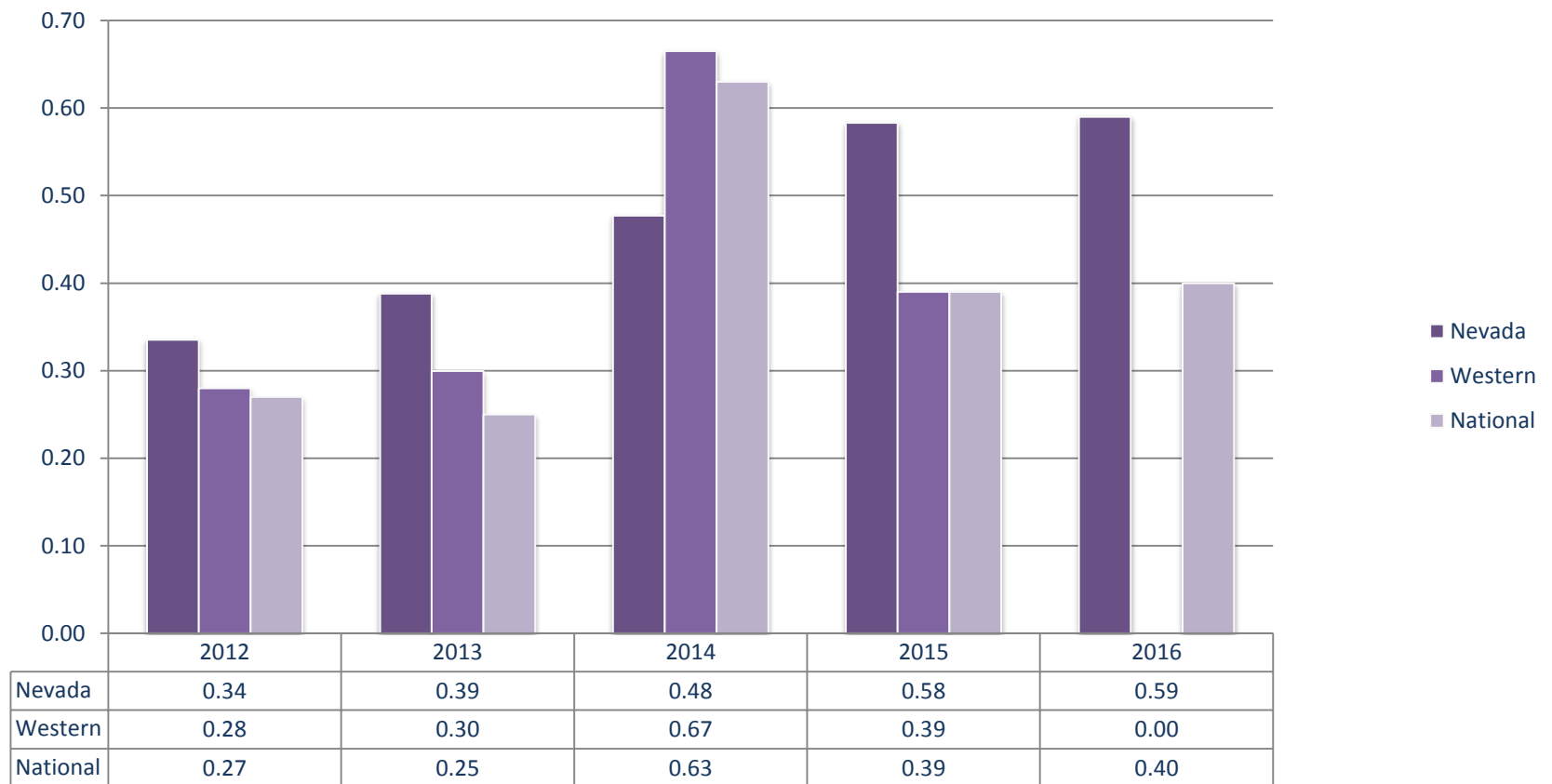




Rape Crime Rates: Nevada, Western and National

5-yr Comparison: 2012 - 2016

per 1,000 population



* Western Crimes rates were not available at time of publishing

** National data calculated using 2016 Crime in the US Preliminary percentage change estimates

THIS PAGE WAS LEFT INTENTIONALLY BLANK



Robbery Offenses



About Robbery

Robbery is defined by the FBI UCR program as the taking or attempting to take anything of value from the care, custody, or control of a person or persons by force or threat of force or violence and/or putting the victim in fear. Robbery is a type of theft committed in the presence of the victim, where the victim is directly confronted by the offender.





2016 Robbery Statistics

One Robbery occurs every 1 hour, 22 minutes, 51 seconds

| | Offenses | % of Index Crimes | % Change from 2015 | Crime Rate / 1,000 Pop | Cleared | % Cleared |
|-----------------------|----------|-------------------|--------------------|------------------------|---------|-----------|
| INDEX CRIMES | 95,675 | | -1.86% | 32.54 | 15,911 | 16.63% |
| Violent Crimes | 19,801 | 20.7% | -1.28% | 6.73 | 6,727 | 33.97% |
| Robbery | 6,343 | 6.6% | 0.89% | 2.16 | 1,404 | 22.13% |

Most Probable Gender and Age of Arrested Offender

| | Number | % of Total |
|----------------------------|--------|------------|
| Male, 18 - 24 years of age | 590 | 30.99% |
| Total Arrests Reported | 1,904 | |

**The total arrests cleared may not match the arrested data by gender, race, and ethnicity due to limitations in the way the data are collected and reported.*

Most Used Weapon

| | | |
|------------------------|-------|--------|
| Strong Arm | 2,708 | 42.69% |
| Total Weapons Reported | 6,343 | |

Most Probable Location for Robbery

| | | |
|--------------------------|-------|--------|
| Miscellaneous | 1,552 | 24.47% |
| Commercial House | 1,423 | 22.43% |
| Total Locations Reported | 6,343 | |

Location of Highest Property Value Loss

| | | |
|---------------------------|--------------|--------|
| Commerical House | \$6,521,565 | 43.54% |
| Total Loss Value Reported | \$14,978,189 | |



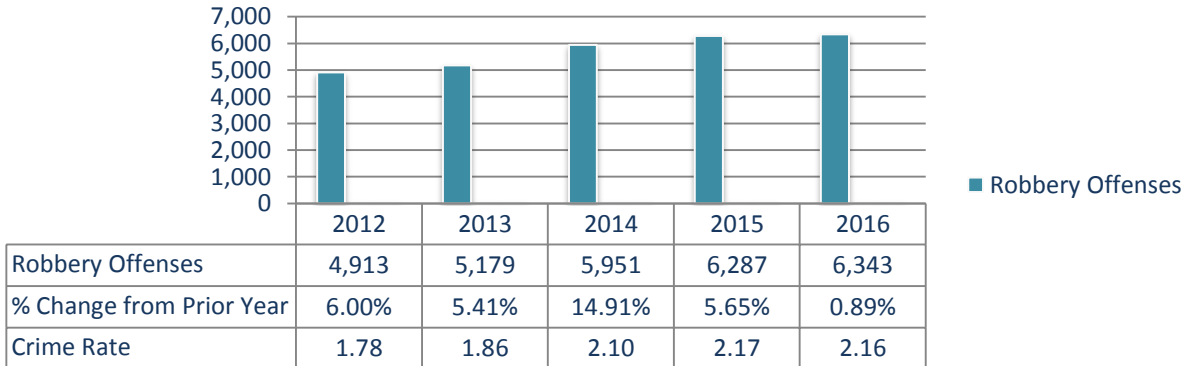


Robbery in Nevada

By 5-yr Comparison: 2012 – 2016, Quarterly vs Quarterly Average, Clearances by Quarter

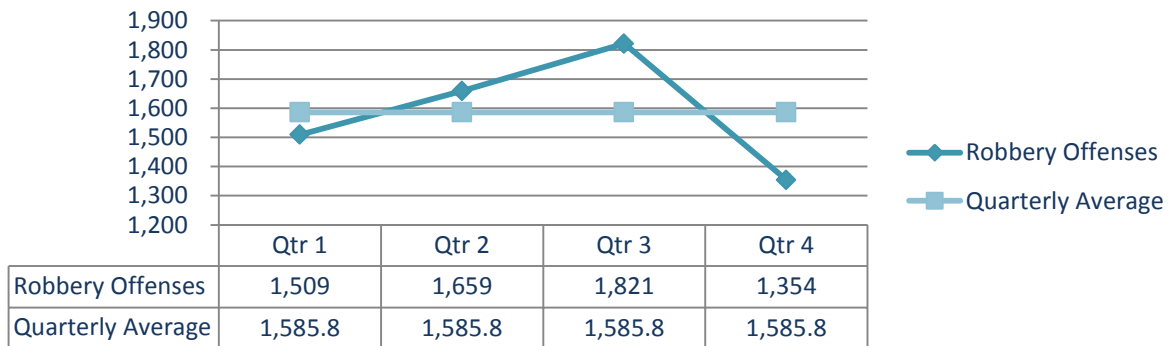
Robbery

5-yr Comparison: 2012 - 2016
Crime Rates per 1,000 Population



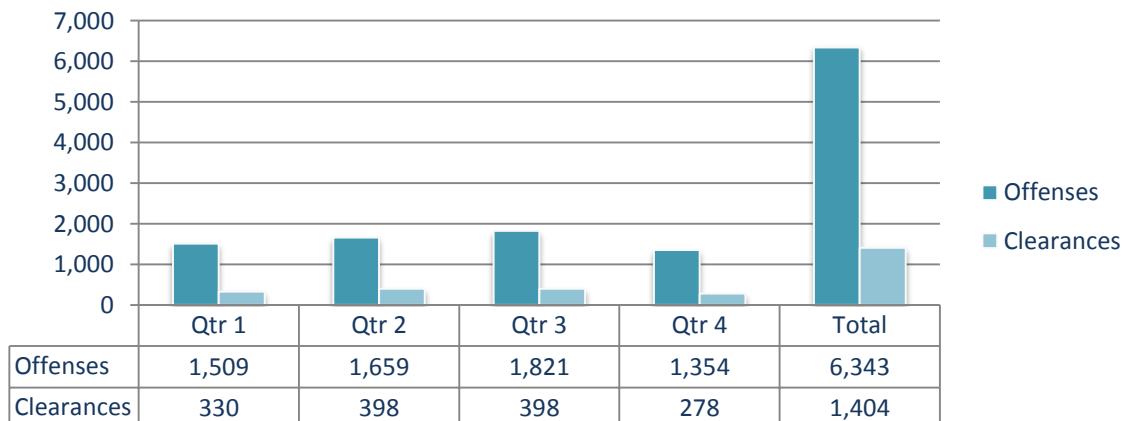
2016 Robbery Offenses

By Quarter & Quarterly Average



2016 Robbery Offenses & Clearances

by Quarter





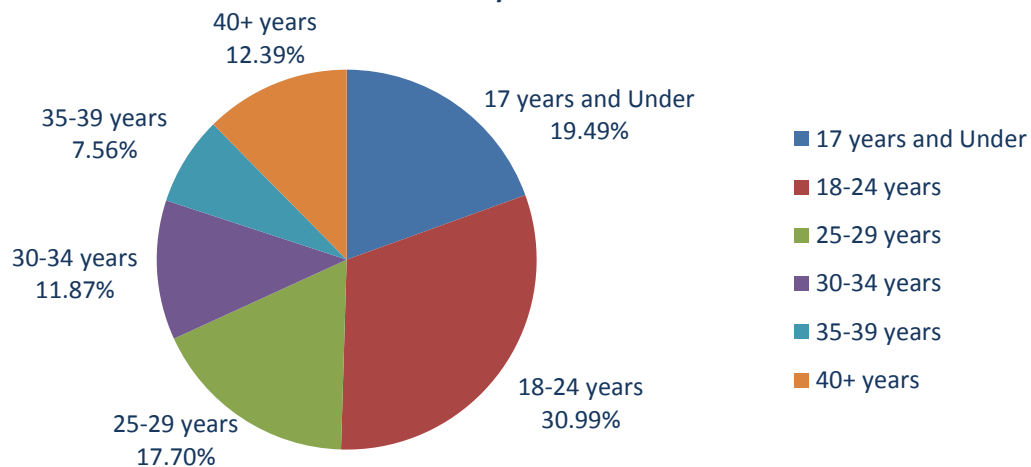
Robbery Offenses: Arrested Profile

5-yr Comparison: 2012 – 2016

| AGE | 2012 | 2013 | 2014 | 2015 | 2016 |
|---------------|--------------|--------------|--------------|--------------|--------------|
| 17 and Under | 232 | 183 | 253 | 298 | 371 |
| 18-24 | 542 | 569 | 602 | 646 | 590 |
| 25-29 | 230 | 292 | 337 | 365 | 337 |
| 30-34 | 184 | 221 | 251 | 240 | 226 |
| 35-39 | 114 | 123 | 135 | 172 | 144 |
| 40 and Over | 236 | 248 | 268 | 274 | 236 |
| TOTAL | 1,538 | 1,636 | 1,846 | 1,995 | 1,904 |
| Male | 1,277 | 1,351 | 1,492 | 1,598 | 1,555 |
| Female | 261 | 285 | 354 | 397 | 349 |

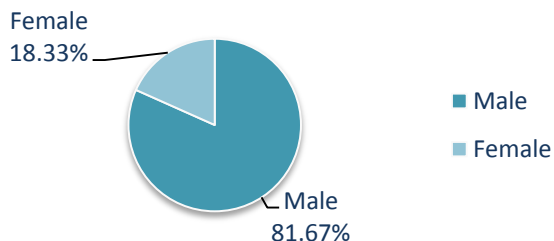
Age of Persons Arrested

for Robbery in 2016



Gender of Persons Arrested

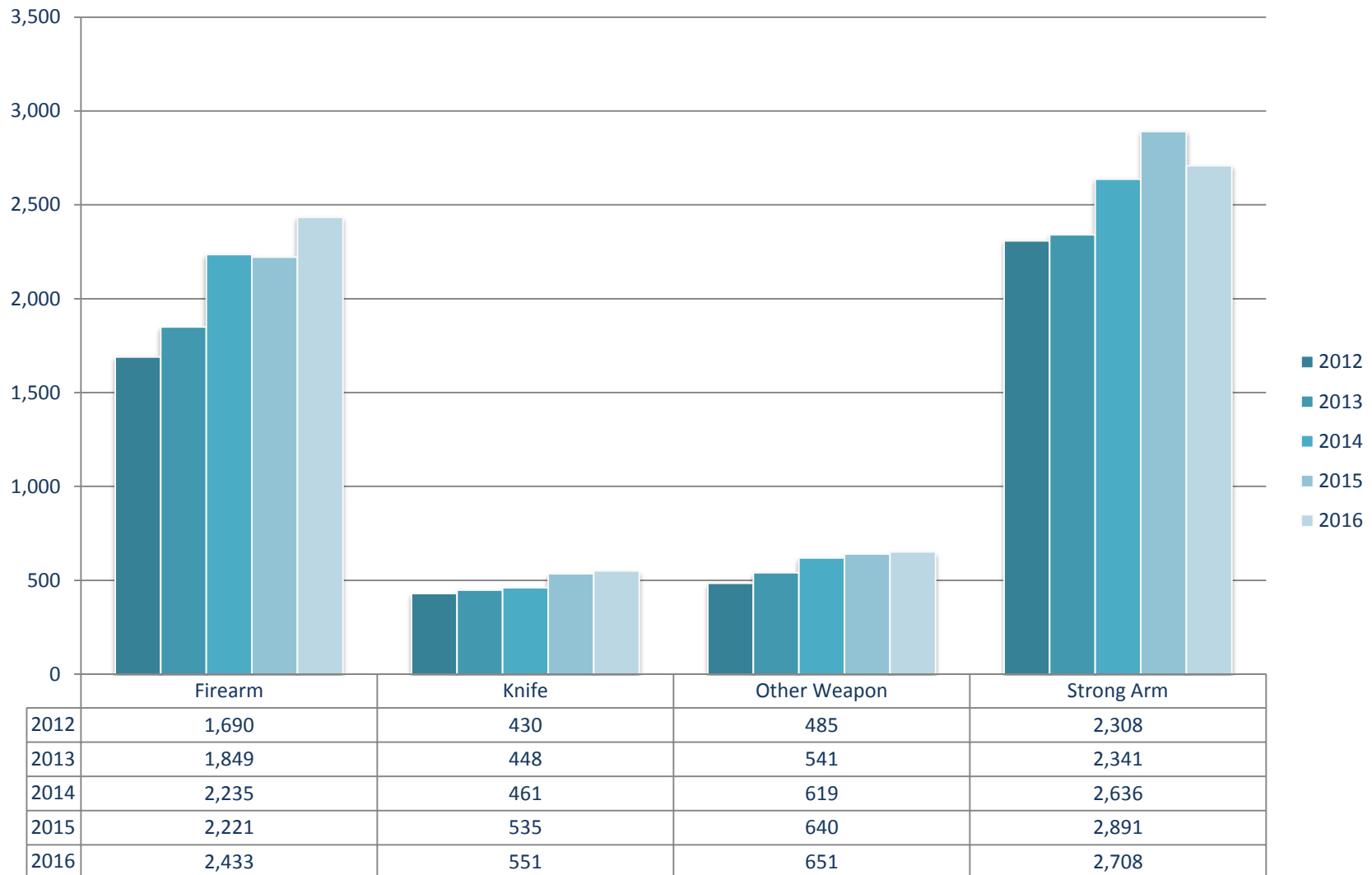
for Robbery in 2016





Robbery Offenses: Weapons Used

5-yr Comparison: 2012 - 2016





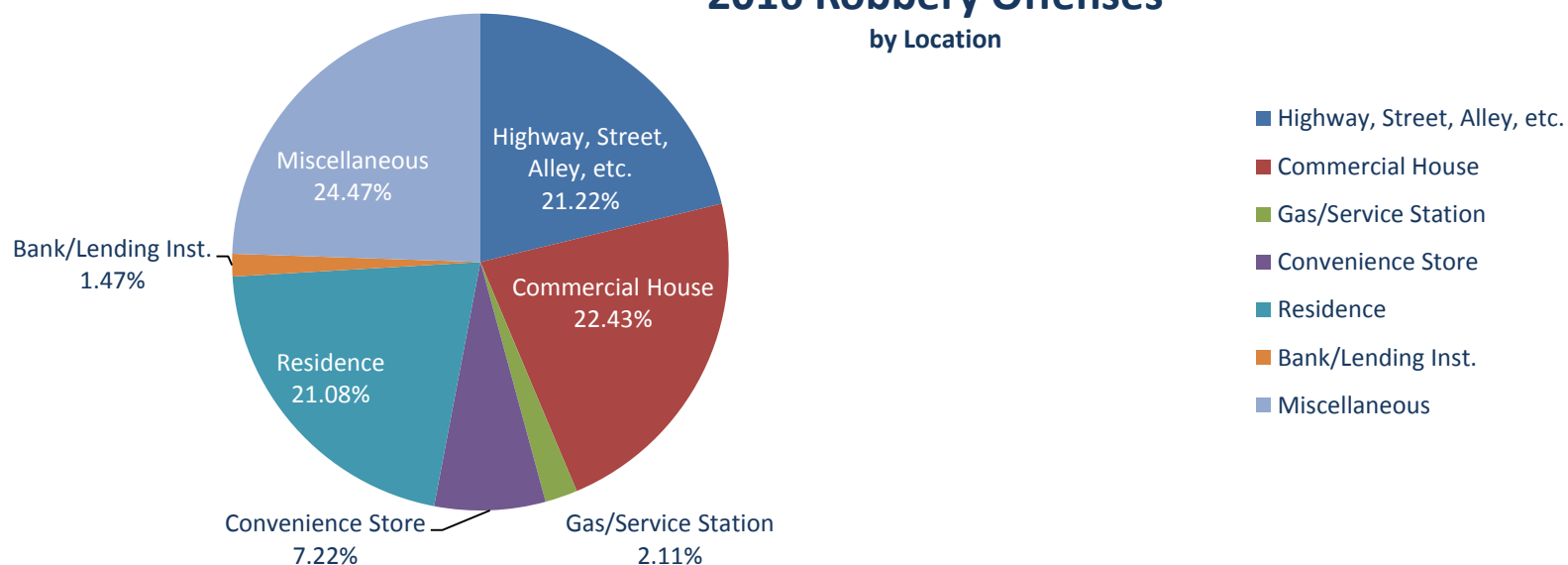
Robbery: Classification of Location

5-yr Comparison: 2012 - 2016

| LOCATION | 2012 | 2013 | 2014 | 2015 | 2016 |
|------------------------------|--------------|--------------|--------------|--------------|--------------|
| Highway, Street, Alley, etc. | 1,649 | 1,524 | 1,390 | 1,468 | 1,346 |
| Commercial House | 1,127 | 1,246 | 1,567 | 1,488 | 1,423 |
| Gas/Service Station | 53 | 77 | 85 | 106 | 134 |
| Convenience Store | 290 | 381 | 402 | 447 | 458 |
| Residence | 1,186 | 1,233 | 1,435 | 1,601 | 1,337 |
| Bank/Lending Inst. | 103 | 123 | 104 | 116 | 93 |
| Miscellaneous | 505 | 595 | 968 | 1,061 | 1,552 |
| TOTAL | 4,913 | 5,179 | 5,951 | 6,287 | 6,343 |

2016 Robbery Offenses

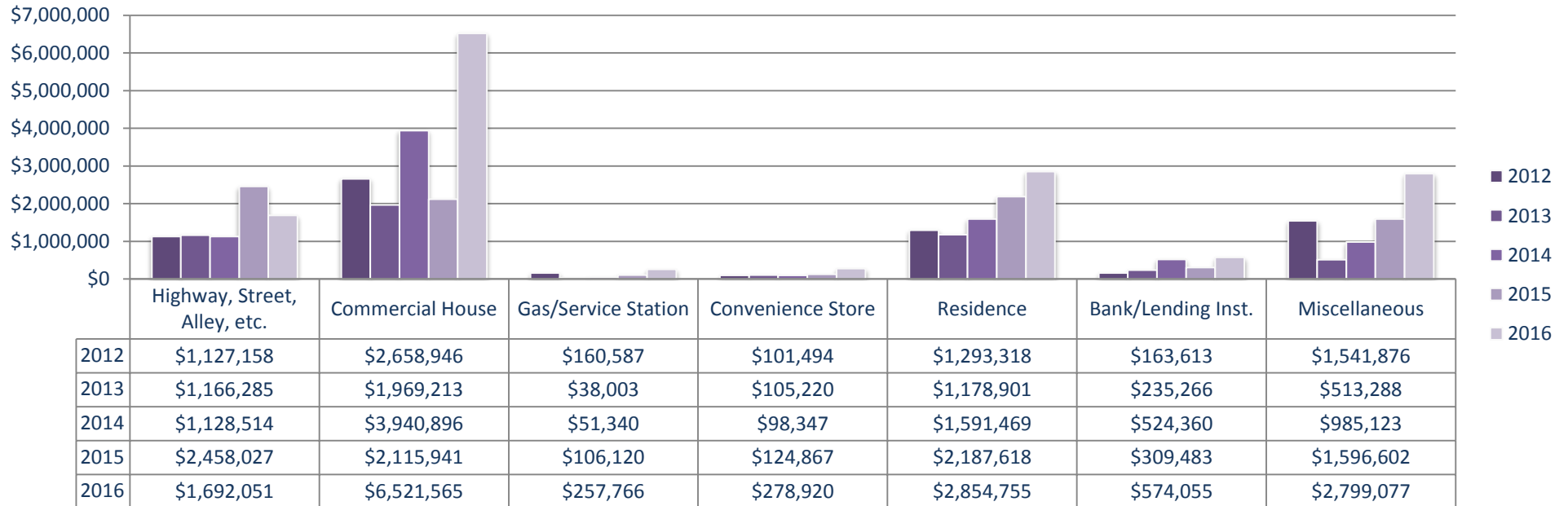
by Location





Robbery: Location & Property Value

5-yr Comparison: 2012 – 2016



Classification by Location and Value of Property Stolen in Percentages

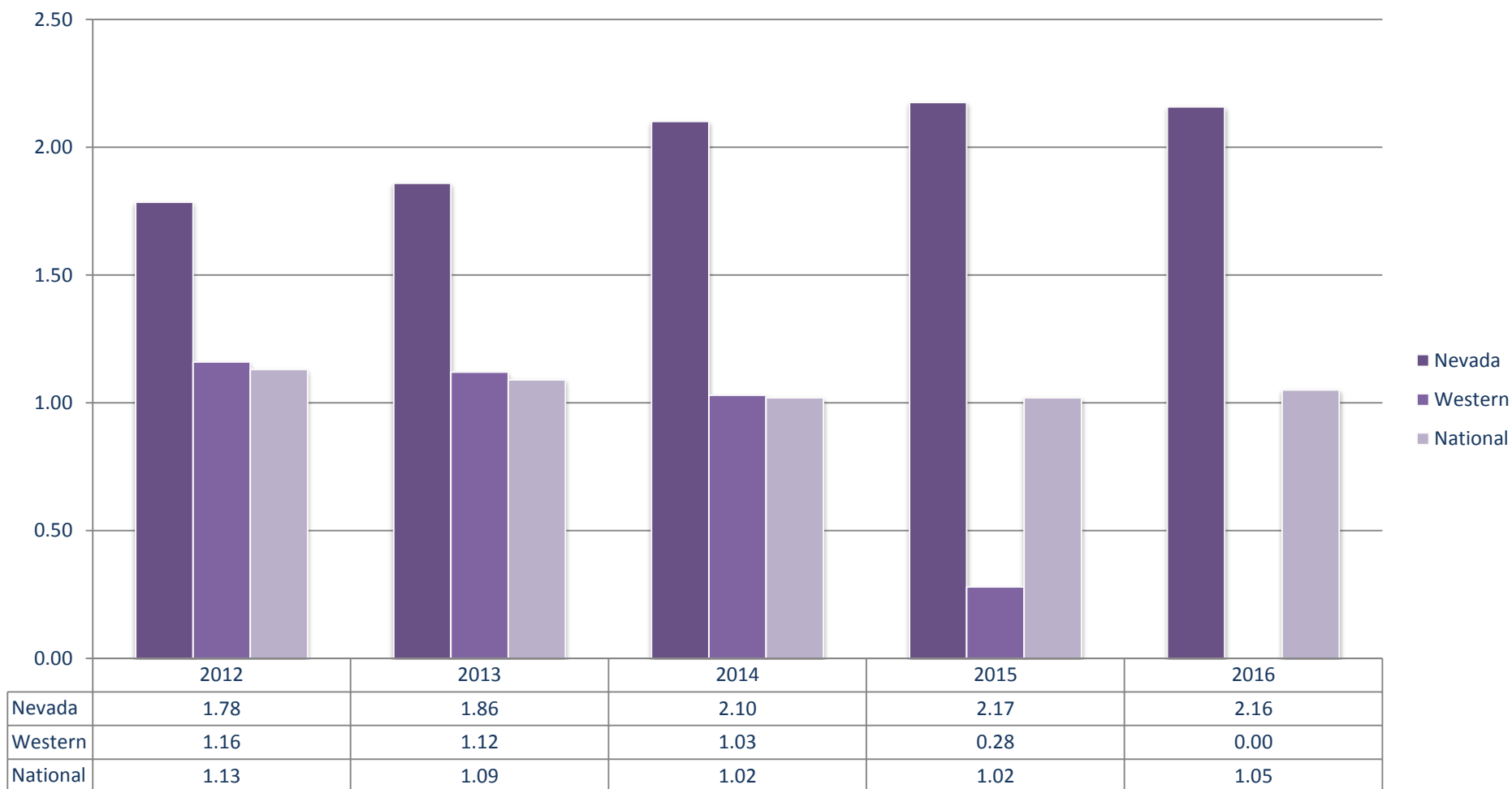
| LOCATION | 2012 | 2013 | 2014 | 2015 | 2016 | 5-year Average |
|------------------------------|--------|--------|--------|--------|--------|----------------|
| Highway, Street, Alley, etc. | 15.99% | 22.40% | 13.56% | 27.62% | 11.30% | 18.18% |
| Commercial House | 37.73% | 37.82% | 47.37% | 23.78% | 43.54% | 38.05% |
| Gas/Service Station | 2.28% | 0.73% | 0.62% | 1.19% | 1.72% | 1.31% |
| Convenience Store | 1.44% | 2.02% | 1.18% | 1.40% | 1.86% | 1.58% |
| Residence | 18.35% | 22.64% | 19.13% | 24.58% | 19.06% | 20.75% |
| Bank/Lending Inst. | 2.32% | 4.52% | 6.30% | 3.48% | 3.83% | 4.09% |
| Miscellaneous | 21.88% | 9.86% | 11.84% | 17.94% | 18.69% | 16.04% |



Robbery Crime Rates: Nevada, Western and National

5-yr Comparison: 2012 - 2016

per 1,000 Population



* Western Crimes rates were not available at time of publishing

** National data calculated using 2016 Crime in the US Preliminary percentage change estimates

THIS PAGE WAS LEFT INTENTIONALLY BLANK



Aggravated Assault Offenses



About Aggravated Assault

Aggravated assault is defined by the FBI Uniform Crime Reporting program as an unlawful attack by one person upon another for the purpose of inflicting severe or aggravated bodily injury. This type of assault usually is accompanied by the use of a weapon or by means likely to produce death or great bodily harm. Attempts are included since it is not necessary that an injury result when a gun, knife, or other weapon is used which could and probably would result in serious personal injury if the crime is successfully completed.



2016 Aggravated Assault Statistics

One Aggravated Assault occurs every 45 minutes, 39 seconds

| | Offenses | % of Index Crimes | % Change from 2015 | Crime Rate / 1,000 Pop | Cleared | % Cleared |
|---------------------------|----------|-------------------|--------------------|------------------------|---------|-----------|
| INDEX CRIMES | 95,675 | | -1.86% | 32.54 | 15,911 | 16.63% |
| Violent Crimes | 19,801 | 20.7% | -1.28% | 6.73 | 6,727 | 33.97% |
| Aggravated Assault | 11,511 | 12.0% | -3.32% | 3.92 | 4,895 | 42.52% |

Most Probable Gender and Age of Arrested Offender

| | Number | % of Total |
|------------------------|--------|------------|
| Male, 40+ years of age | 1,675 | 27.82% |
| Total Arrests Reported | 6,020 | |

** The total arrests cleared may not match the arrested data by gender, race, and ethnicity due to limitations in the way the data are collected and reported.*

Most Probable Time of Year for Aggravated Assault

| | | |
|------------------------------|--------|--------|
| Quarter 2, April 1 - June 30 | 3,263 | 28.35% |
| Total Locations Reported | 11,511 | |

Most Used Weapon

| | | |
|------------------------|--------|--------|
| Other Weapon | 4,793 | 41.64% |
| Total Weapons Reported | 11,511 | |



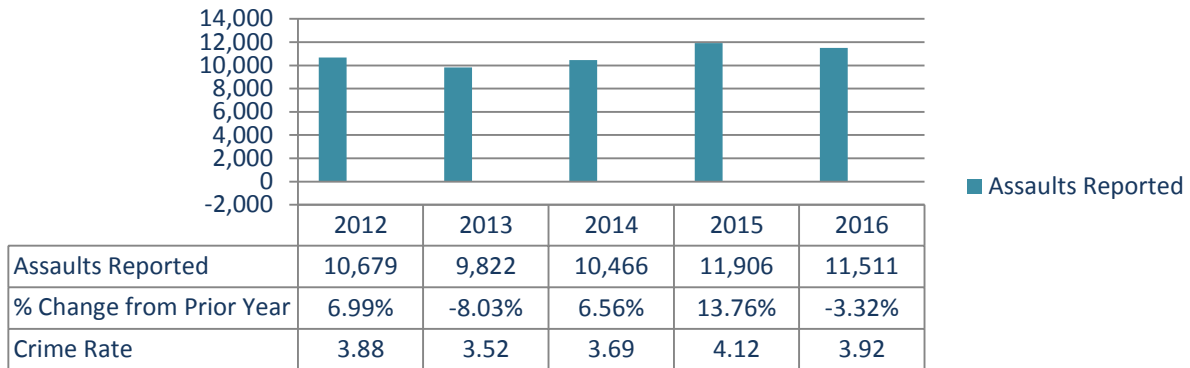


Aggravated Assault in Nevada

5-yr Comparison: 2012 – 2016, By Quarterly vs Quarterly Average, Cleared by Quarter

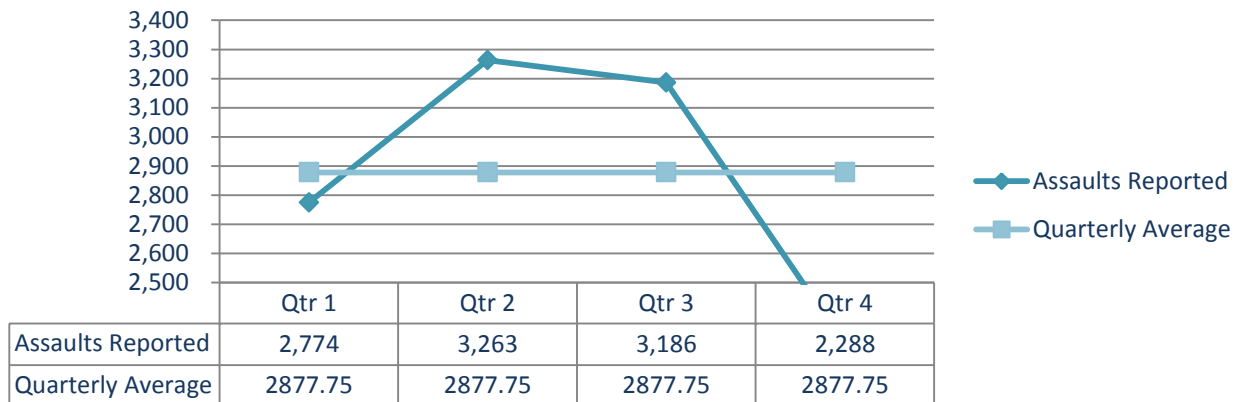
Aggravated Assault

5-yr Comparison: 2012 - 2016
Crime Rates per 1,000 Population



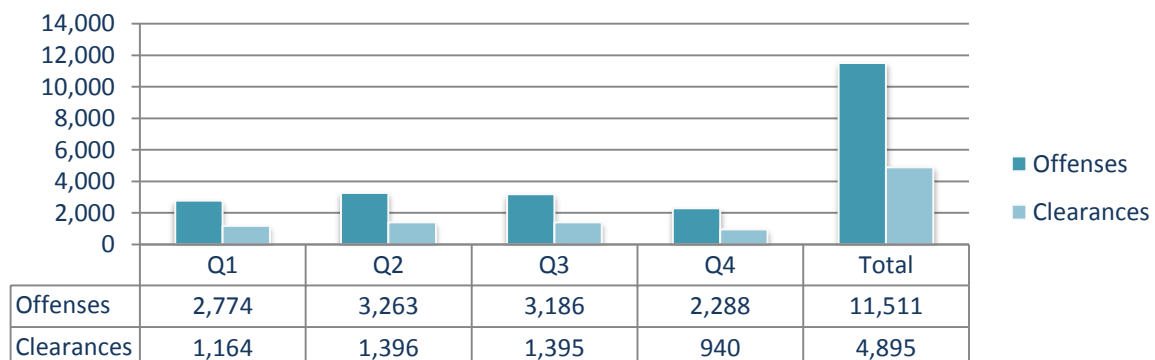
2016 Aggravated Assault Offenses

By Quarter & Quarterly Average



2016 Aggravated Assault Offenses & Clearances

by Quarter





Aggravated Assault Offenses: Arrested Profile

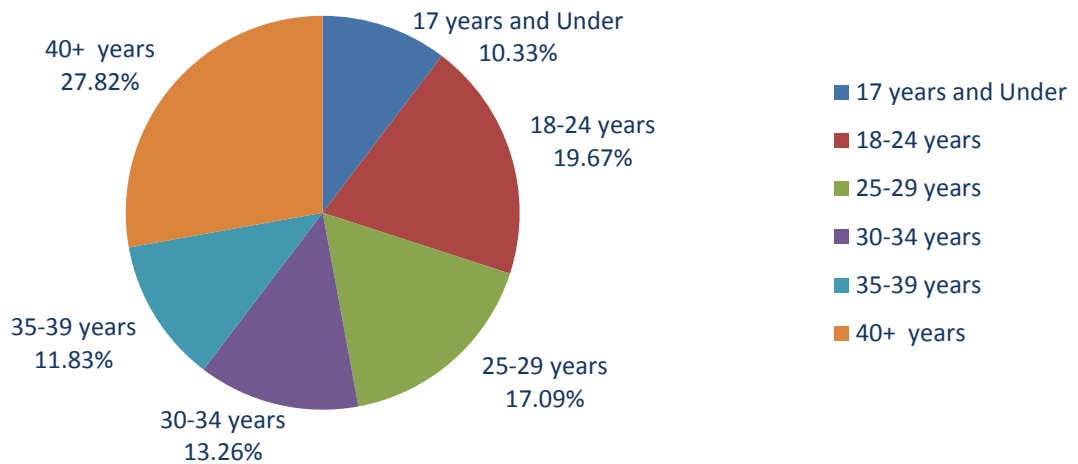
5-yr Comparison: 2012 - 2016

| AGE | 2012 | 2013 | 2014 | 2015 | 2016 |
|--------------|------|------|------|------|-------|
| 17 and Under | 232 | 183 | 253 | 298 | 622 |
| 18-24 | 542 | 569 | 602 | 646 | 1,184 |
| 25-29 | 230 | 292 | 337 | 365 | 1,029 |
| 30-34 | 184 | 221 | 251 | 240 | 798 |
| 35-39 | 114 | 123 | 135 | 172 | 712 |
| 40 and Over | 236 | 248 | 268 | 274 | 1,675 |

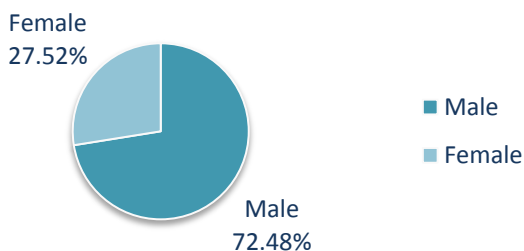
| | | | | | |
|--------------|--------------|--------------|--------------|--------------|--------------|
| TOTAL | 1,538 | 1,636 | 1,846 | 1,995 | 6,020 |
|--------------|--------------|--------------|--------------|--------------|--------------|

| | | | | | |
|---------------|--------------|--------------|--------------|--------------|--------------|
| Male | 1,277 | 1,351 | 1,492 | 1,598 | 4,363 |
| Female | 261 | 285 | 354 | 397 | 1,657 |

Age of Persons Arrested for Aggravated Assault in 2016



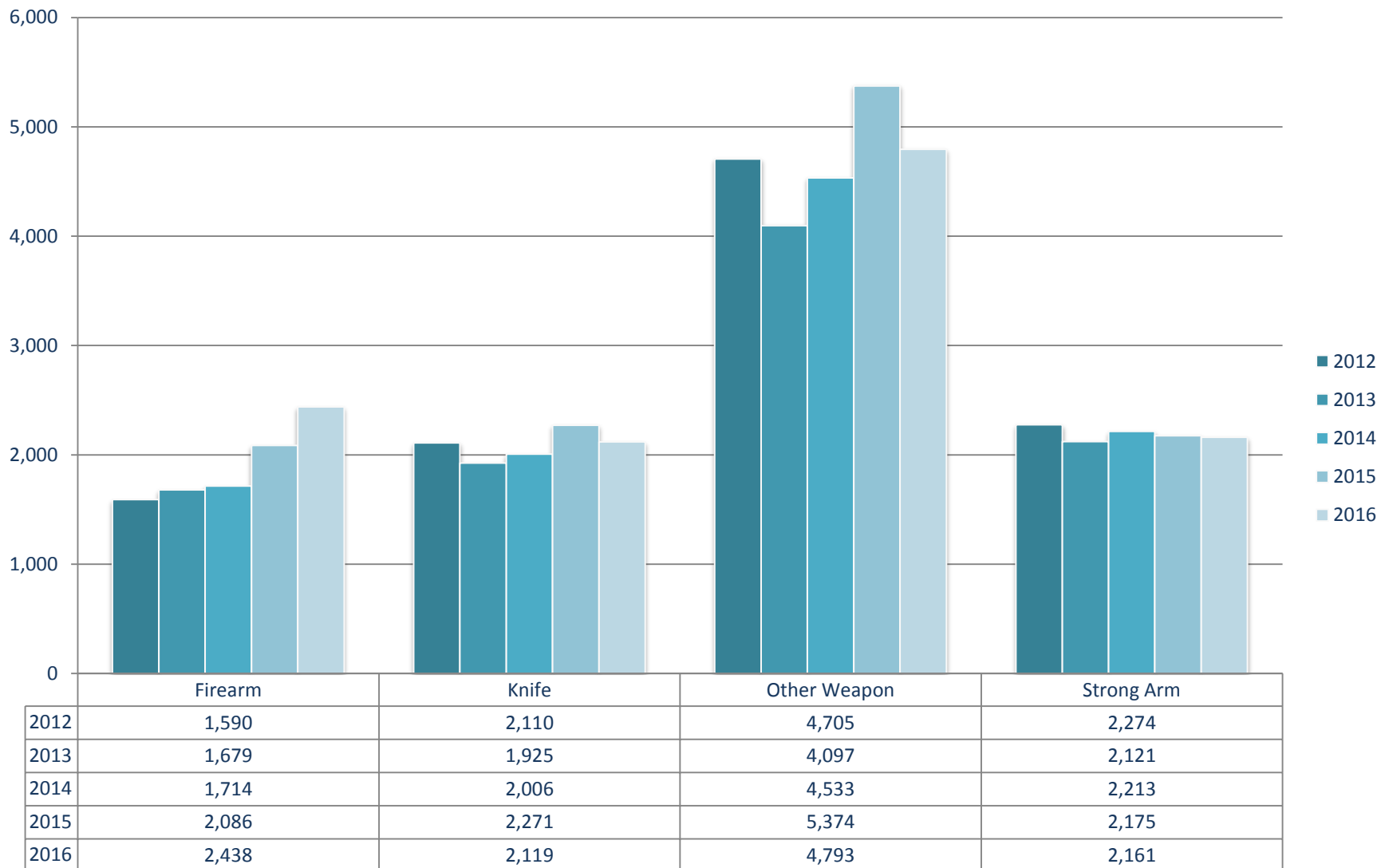
Gender of Person Arrested for Aggravated Assault in 2016





Aggravated Assault Offenses: Weapons Used

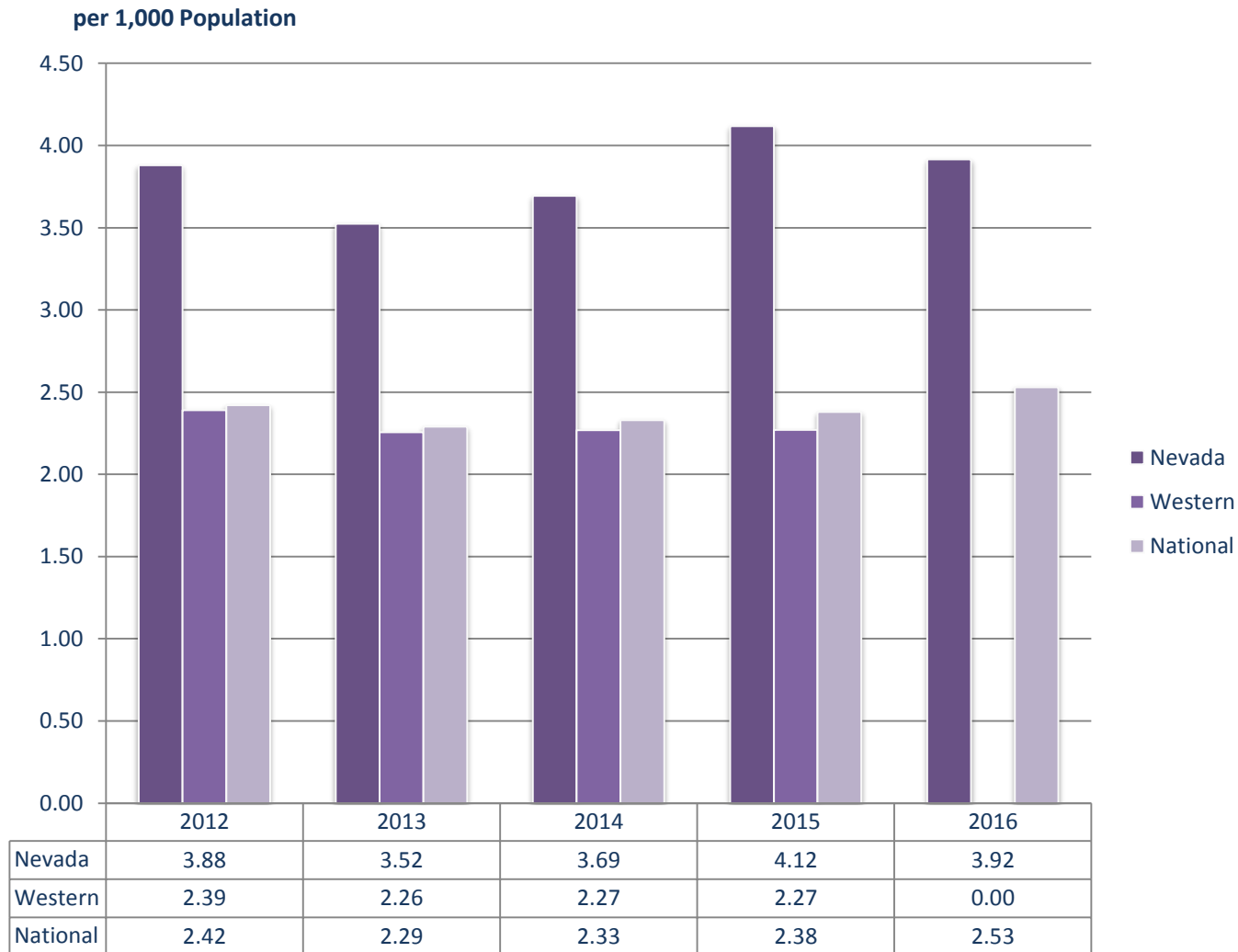
5-yr Comparison: 2012 - 2016





Aggravated Assault Crime Rates: Nevada, Western and National

5-yr Comparison: 2012 - 2016



* Western Crimes rates were not available at time of publishing

** National data calculated using 2016 Crime in the US Preliminary percentage change estimates

THIS PAGE WAS LEFT INTENTIONALLY BLANK



Burglary Offenses



About Burglary

Burglary, per the FBI Uniform Crime Reporting program is defined as the unlawful entry of a structure to commit a felony or a theft. This includes forcible entry, unlawful entry with no force, and attempted forcible entry.



2016 Burglary Statistics

One Burglary occurs every 27 minutes, 56 seconds

| | Offenses | % of Index Crimes | % Change from 2015 | Crime Rate / 1,000 Pop | Cleared | % Cleared |
|------------------------|----------|-------------------|--------------------|------------------------|---------|-----------|
| INDEX CRIMES | 95,675 | | -1.86% | 32.54 | 15,911 | 16.63% |
| Property Crimes | 75,874 | 79.3% | -1.73% | 25.81 | 9,184 | 12.10% |
| Burglary | 18,814 | 19.7% | -15.69% | 6.4 | 1,614 | 8.58% |

Most Probable Gender and Age of Arrested Offender

| | Number | % of Total |
|----------------------------|--------|------------|
| Male, 18 - 24 years of age | 644 | 25.85% |
| Total Arrests Reported | 2,491 | |

** The total arrests cleared may not match the arrested data by gender, race, and ethnicity due to limitations in the way the data are collected and reported.*

Most Probable Time of Year for Burglary

| | | |
|---------------------------------|--------|--------|
| Quarter 1, January 1 - March 31 | 4,911 | 26.10% |
| Total Burglaries Reported | 18,814 | |

Most Prevalent Time of Day and Type of Entry

| | | |
|---------------------------|--------|--------|
| Residence, 6am - 6pm | 5,687 | 30.23% |
| Total Burglaries Reported | 18,814 | |

Location of Highest Property Value Loss and Type of Entry

| | | |
|---------------------------|-------------|--------|
| Residence, 6am - 6pm | 31,034,217 | 30.44% |
| Total Loss Value Reported | 101,949,656 | |



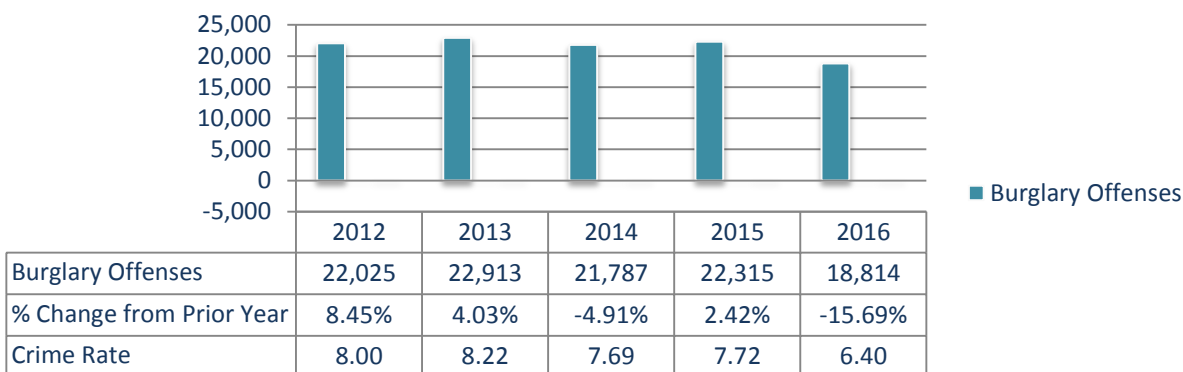


Burglary in Nevada

5-yr Comparison: 2012 – 2016, By Quarter vs Quarterly Average, Clearances by Quarter

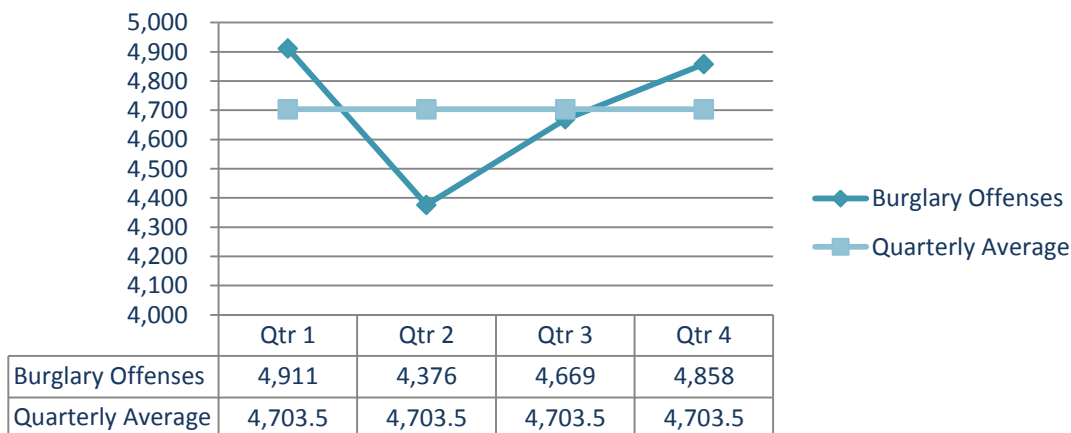
Burglary

5-yr Comparison: 2012 - 2016
Crime Rates per 1,000 Population



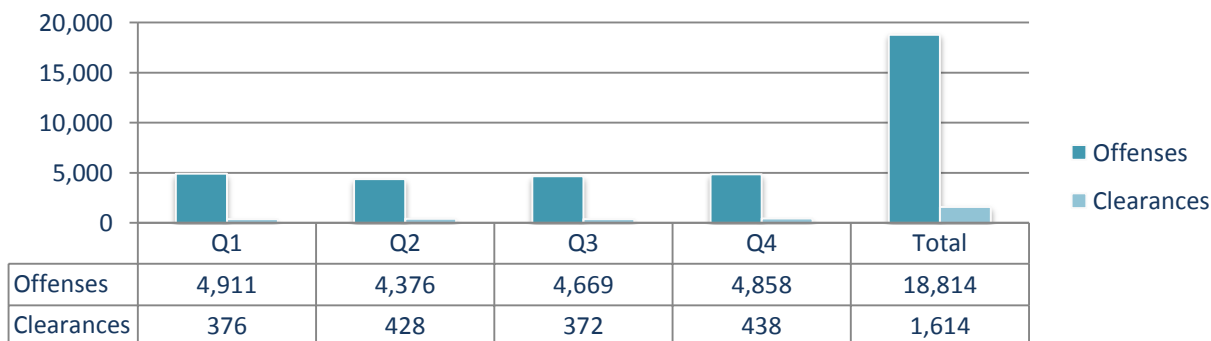
2016 Burglary Offenses

By Quarter & Quarterly Average



2016 Burglary Offenses & Clearances

by Quarter





Burglary Offenses: Arrested Profile

5-yr Comparison: 2012 - 2016

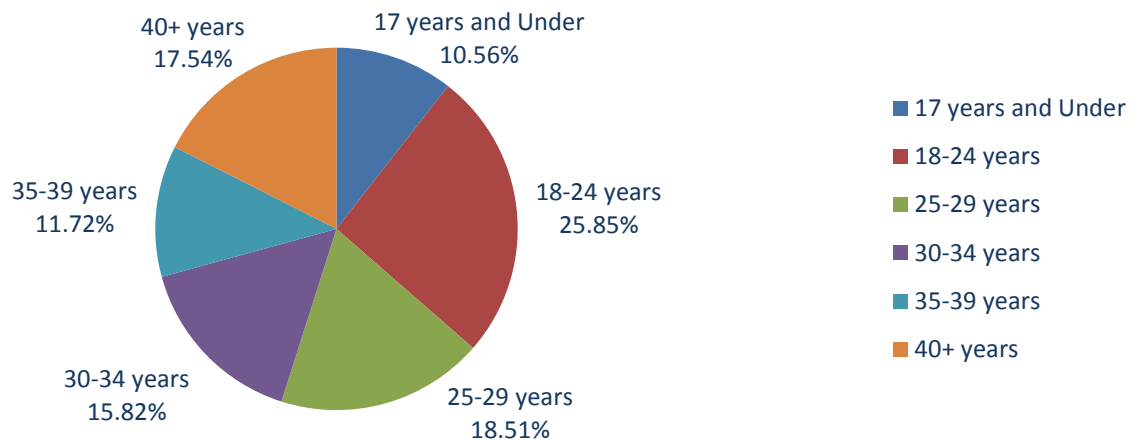
| AGE | 2012 | 2013 | 2014 | 2015 | 2016 |
|--------------|------|------|------|------|------|
| 17 and Under | 232 | 183 | 253 | 298 | 263 |
| 18-24 | 542 | 569 | 602 | 646 | 644 |
| 25-29 | 230 | 292 | 337 | 365 | 461 |
| 30-34 | 184 | 221 | 251 | 240 | 394 |
| 35-39 | 114 | 123 | 135 | 172 | 292 |
| 40 and Over | 236 | 248 | 268 | 274 | 437 |

| | | | | | |
|--------------|--------------|--------------|--------------|--------------|--------------|
| TOTAL | 1,538 | 1,636 | 1,846 | 1,995 | 2,491 |
|--------------|--------------|--------------|--------------|--------------|--------------|

| | | | | | |
|---------------|--------------|--------------|--------------|--------------|--------------|
| Male | 1,277 | 1,351 | 1,492 | 1,598 | 1,983 |
| Female | 261 | 285 | 354 | 397 | 508 |

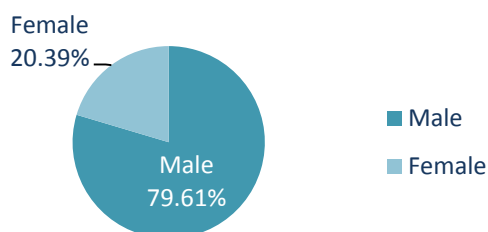
Age of Persons Arrested

for Burglary in 2016



Gender of Persons Arrested

for Burglary in 2016





Burglary Offenses

5-yr Comparison: 2012 – 2016: Type of Entry, Time of Day, Value of Property Loss

Burglary Offenses: Property Value Stolen by Time of Day

| Residence | 2012 | | 2013 | | 2014 | | 2015 | | 2016 | |
|------------------|----------|--------------|----------|--------------|----------|---------------|----------|--------------|----------|--------------|
| | Offenses | Value | Offenses | Value | Offenses | Value | Offenses | Value | Offenses | Value |
| Night: 6pm - 6am | 4,541 | \$14,216,559 | 4,587 | \$15,598,886 | 4,485 | \$21,180,754 | 4,873 | \$22,453,930 | 3,522 | \$16,203,127 |
| Day: 6am-6pm | 8,073 | \$32,443,574 | 7,574 | \$27,728,348 | 7,268 | \$73,654,996 | 8,136 | \$37,438,210 | 5,687 | \$31,034,217 |
| Unknown | 4,079 | \$22,975,033 | 4,747 | \$18,340,634 | 4,504 | \$26,489,165 | 3,591 | \$21,222,855 | 3,681 | \$20,665,416 |
| Subtotal | 16,693 | \$69,635,166 | 16,908 | \$61,667,868 | 16,257 | \$121,324,915 | 16,600 | \$81,114,995 | 12,890 | \$67,902,760 |

| Non Residence | 2012 | | 2013 | | 2014 | | 2015 | | 2016 | |
|------------------|----------|--------------|----------|--------------|----------|--------------|----------|--------------|----------|--------------|
| | Offenses | Value | Offenses | Value | Offenses | Value | Offenses | Value | Offenses | Value |
| Night: 6pm - 6am | 2,475 | \$8,480,580 | 2,532 | \$7,334,117 | 2,518 | \$8,059,510 | 2,676 | \$17,912,665 | 2,586 | \$8,803,539 |
| Day: 6am-6pm | 1,471 | \$4,215,825 | 1,722 | \$4,701,191 | 1,421 | \$3,238,156 | 1,643 | \$6,257,923 | 1,612 | \$5,111,082 |
| Unknown | 1,386 | \$6,929,993 | 1,749 | \$12,244,127 | 1,591 | \$8,702,969 | 1,396 | \$7,911,175 | 1,726 | \$20,132,275 |
| Subtotal | 5,332 | \$19,626,398 | 6,003 | \$24,279,435 | 5,530 | \$20,000,635 | 5,715 | \$32,081,763 | 5,924 | \$34,046,896 |

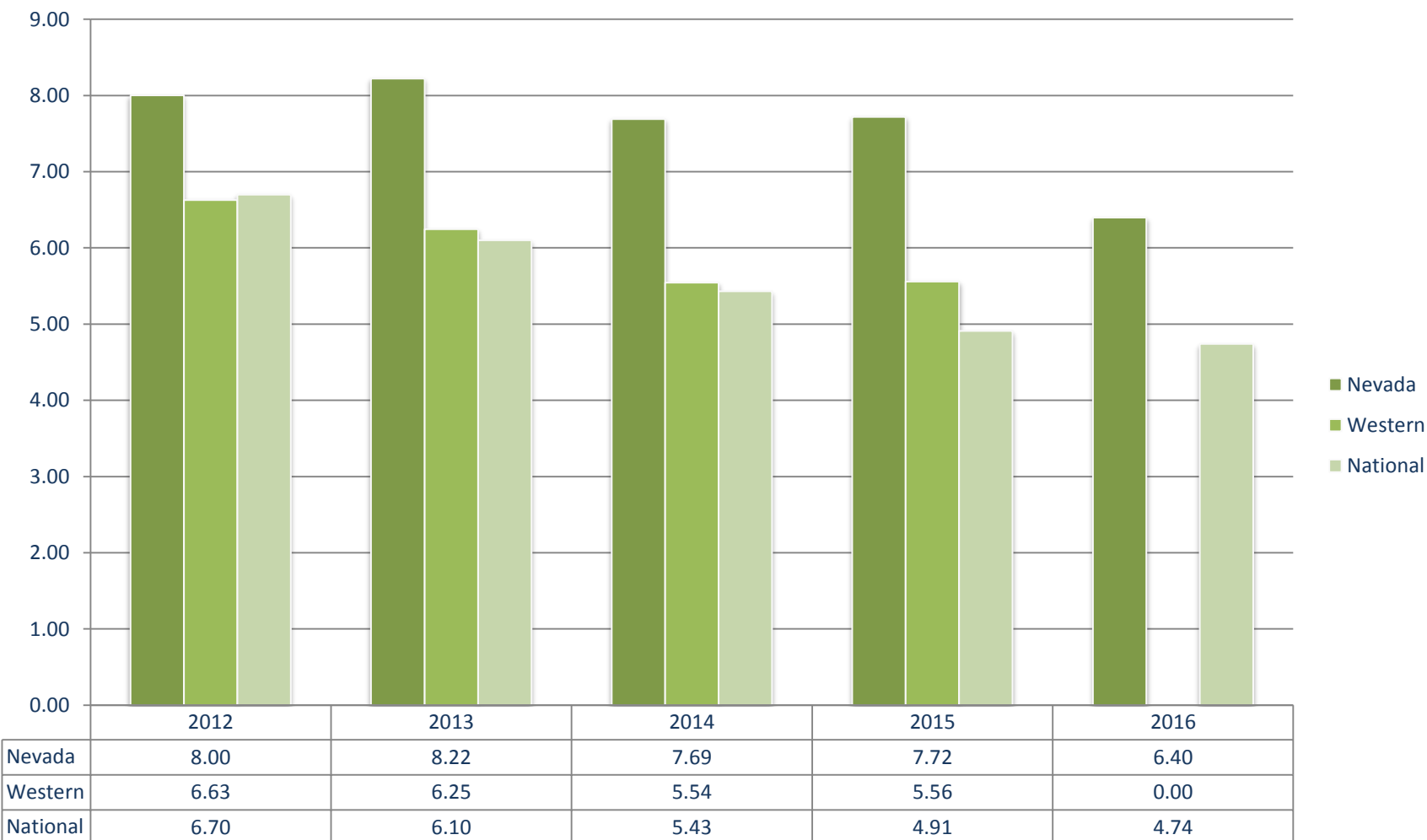
| | | | | | | | | | | |
|-------------|--------|--------------|--------|--------------|--------|---------------|--------|---------------|--------|---------------|
| Grand Total | 22,025 | \$89,261,564 | 22,911 | \$85,947,303 | 21,787 | \$141,325,550 | 22,315 | \$113,196,758 | 18,814 | \$101,949,656 |
|-------------|--------|--------------|--------|--------------|--------|---------------|--------|---------------|--------|---------------|



Burglary Crime Rates: Nevada, Western and National

5-yr Comparison: 2012 - 2016

per 1,000 Population



* Western Crimes rates were not available at time of publishing

** National data calculated using 2016 Crime in the US Preliminary percentage change estimates

THIS PAGE WAS LEFT INTENTIONALLY BLANK



Larceny Offenses



About Larceny

Larceny, per the FBI Uniform Crime Reporting program, is defined as the unlawful taking, carrying, leading, or riding away of property from the possession or constructive possession of another.

Larceny includes: Pocket-picking, purse-snatching, shoplifting, thefts from motor vehicles, theft of motor vehicle parts and accessories, theft of bicycles, theft from buildings, theft from coin-operated device or machine, etc.





2016 Larceny Statistics

One Larceny occurs every 12 minutes, 3 seconds

| | Offenses | % of Index Crimes | % Change from 2015 | Crime Rate / 1,000 Pop | Cleared | % Cleared |
|------------------------|----------|-------------------|--------------------|------------------------|---------|-----------|
| INDEX CRIMES | 95,675 | | -1.86% | 32.54 | 15,911 | 16.63% |
| Property Crimes | 75,874 | 79.3% | -1.73% | 25.81 | 9,184 | 12.10% |
| Larceny | 43,574 | 45.5% | 1.09% | 14.82 | 6,662 | 15.29% |

Most Probable Gender and Age of Arrested Offender

| | Number | % of Total |
|--------------------------|--------|------------|
| Male, 18-24 years of age | 1,561 | 22.57% |
| Total Arrests Reported | 6,915 | |

* The total arrests cleared may not match the arrested data by gender, race, and ethnicity due to limitations in the way the data are collected and reported.

Most Probable Time of Year for Larceny

| | | |
|------------------------------------|--------|--------|
| Quarter 4, October 1 - December 31 | 11,234 | 25.78% |
| Total Larcenies Reported | 43,574 | |

Most Prevalent Type of Larceny Offense (not including Motor Vehicle Theft)

| | | |
|--------------------------------------|--------|--------|
| All Other Types | 11,164 | 26.19% |
| Shoplifting | 7,218 | 16.93% |
| Total Larceny Type Offenses Reported | 42,630 | |

* Unknown types of larceny offenses are not reported

Type of Larceny Offense with the Highest Property Value Loss

| | | |
|---------------------------|--------------|--------|
| All Other Types | \$29,509,874 | 35.71% |
| From Buildings | \$27,698,648 | 33.52% |
| Total Loss Value Reported | \$82,630,860 | |



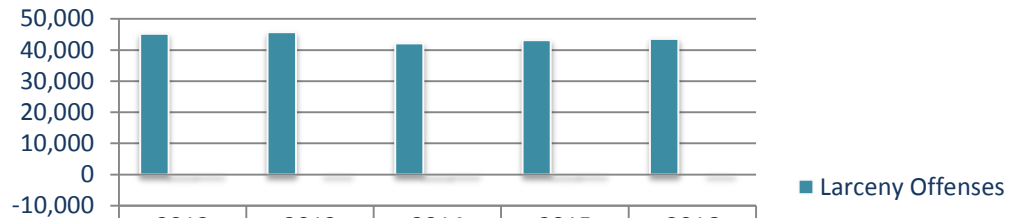


Larceny in Nevada

5-yr Comparison: 2012 – 2016, By Quarter vs Quarterly Average, Clearances by Quarter

Larceny

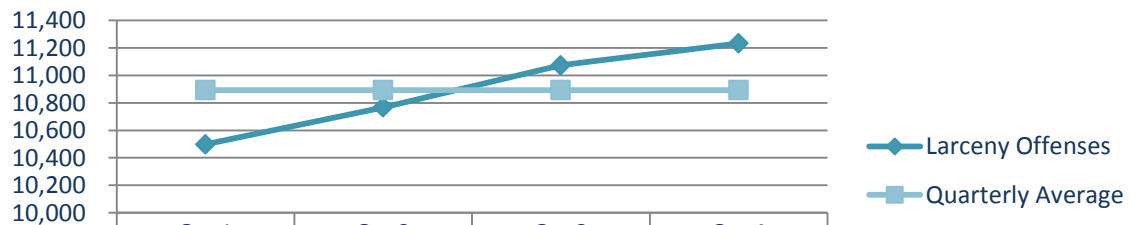
5-yr Comparison: 2012 - 2016
Crime Rates per 1,000 Population



| | 2012 | 2013 | 2014 | 2015 | 2016 |
|--------------------------|--------|--------|--------|--------|--------|
| Larceny Offenses | 45,237 | 45,702 | 42,122 | 43,104 | 43,574 |
| % Change from Prior Year | 12.35% | 1.03% | -7.83% | 2.33% | 1.09% |
| Crime Rate | 16.43 | 16.40 | 14.87 | 14.91 | 14.82 |

2016 Larceny Offenses

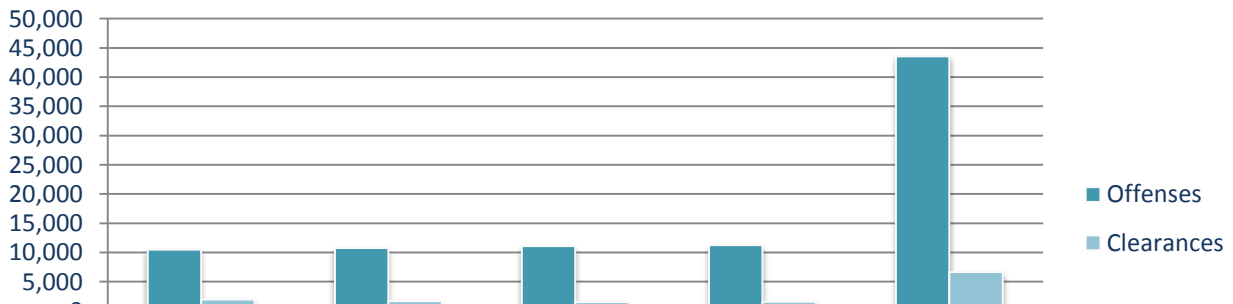
By Quarter & Quarterly Average



| | Qtr 1 | Qtr 2 | Qtr 3 | Qtr 4 |
|-------------------|----------|----------|----------|----------|
| Larceny Offenses | 10,498 | 10,768 | 11,074 | 11,234 |
| Quarterly Average | 10,893.5 | 10,893.5 | 10,893.5 | 10,893.5 |

2016 Larceny Offenses & Clearances

by Quarter



| | Q1 | Q2 | Q3 | Q4 | Total |
|------------|--------|--------|--------|--------|--------|
| Offenses | 10,498 | 10,768 | 11,074 | 11,234 | 43,574 |
| Clearances | 1,942 | 1,673 | 1,497 | 1,550 | 6,662 |



Larceny Offenses: Arrested Profile

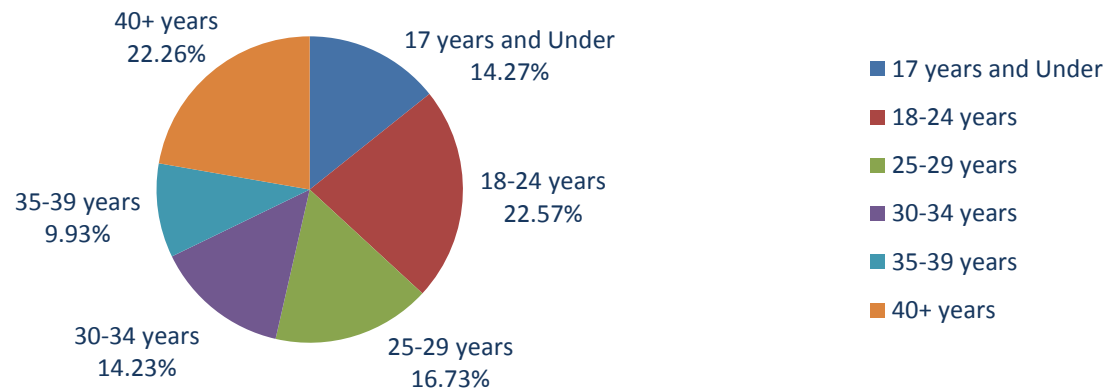
5-yr Comparison: 2012 - 2016

| AGE | 2012 | 2013 | 2014 | 2015 | 2016 |
|--------------|-------|-------|-------|-------|-------|
| 17 and Under | 2,252 | 1,800 | 1,486 | 1,456 | 987 |
| 18-24 | 3,169 | 2,956 | 2,384 | 2,067 | 1,561 |
| 25-29 | 1,476 | 1,642 | 1,480 | 1,478 | 1,157 |
| 30-34 | 1,257 | 1,231 | 1,246 | 1,079 | 984 |
| 35-39 | 869 | 912 | 821 | 845 | 687 |
| 40 and Over | 2,952 | 2,683 | 2,458 | 2,001 | 1,539 |

| | | | | | |
|--------------|---------------|---------------|--------------|--------------|--------------|
| TOTAL | 11,975 | 11,224 | 9,875 | 8,926 | 6,915 |
|--------------|---------------|---------------|--------------|--------------|--------------|

| | | | | | |
|---------------|--------------|--------------|--------------|--------------|--------------|
| Male | 7,096 | 6,458 | 5,828 | 5,103 | 4,082 |
| Female | 4,879 | 4,766 | 4,047 | 3,823 | 2,833 |

Age of Persons Arrested for Larceny in 2016



Gender of Persons Arrested for Larceny in 2016





Larceny Offenses: Value by Classification

5-yr Comparison: 2012 - 2016

Larceny Offenses and Value by Classification

| Type | 2011 | | 2012 | | 2013 | | 2014 | | 2015 | | 2016 | |
|-----------------------------------|---------------|------------------------|---------------|------------------------|---------------|------------------------|---------------|------------------------|---------------|------------------------|---------------|------------------------|
| Pocket-Picking | 485 | \$479,997.00 | 576 | \$523,266.00 | 714 | \$1,429,767.00 | 808 | \$833,647.00 | 962 | \$1,936,394.00 | 0 | \$0.00 |
| Purse-Snatching | 327 | \$206,536.00 | 354 | \$294,943.00 | 342 | \$289,035.00 | 327 | \$358,682.00 | 327 | \$370,689.00 | 389 | \$384,367.00 |
| Shoplifting | 9,424 | \$3,655,110.00 | 10,808 | \$2,891,239.00 | 10,219 | \$2,859,127.00 | 8,489 | \$3,082,623.00 | 8,996 | \$3,035,173.00 | 7,218 | \$3,041,461.00 |
| From Motor Vehicles | 10,165 | \$21,107,441.00 | 10,483 | \$11,225,740.00 | 10,902 | \$12,111,697.00 | 10,803 | \$22,510,161.00 | 11,509 | \$15,921,492.00 | 12,390 | \$19,838,668.00 |
| Motor Vehicle Parts & Accessories | 2,020 | \$1,522,940.00 | 3,090 | \$1,277,082.00 | 2,799 | \$1,223,754.00 | 2,337 | \$1,650,812.00 | 2,756 | \$1,307,245.00 | 3,256 | \$1,325,891.00 |
| Bicycles | 880 | \$457,403.00 | 1,052 | \$607,050.00 | 1,053 | \$656,676.00 | 1,029 | \$776,962.00 | 1,044 | \$1,073,987.00 | 932 | \$751,930.00 |
| From Buildings | 7,657 | \$23,455,755.00 | 8,643 | \$55,887,093.00 | 8,792 | \$31,601,994.00 | 8,509 | \$29,979,548.00 | 8,111 | \$31,969,694.00 | 7,184 | \$27,698,648.00 |
| From Coin-Op Machines | 139 | \$42,544.00 | 205 | \$51,201.00 | 83 | \$14,828.00 | 113 | \$40,356.00 | 99 | \$66,591.00 | 97 | \$80,021.00 |
| All Other | 9,168 | \$20,366,795.00 | 10,026 | \$26,979,568.00 | 10,798 | \$30,241,873.00 | 9,707 | \$39,607,768.00 | 9,300 | \$21,886,333.00 | 11,164 | \$29,509,874.00 |
| Total | 40,265 | \$71,294,521.00 | 45,237 | \$99,737,182.00 | 45,702 | \$80,428,751.00 | 42,122 | \$98,840,559.00 | 43,104 | \$77,567,598.00 | 42,630 | \$82,630,860.00 |

2016 Larceny: Offenses by Classification

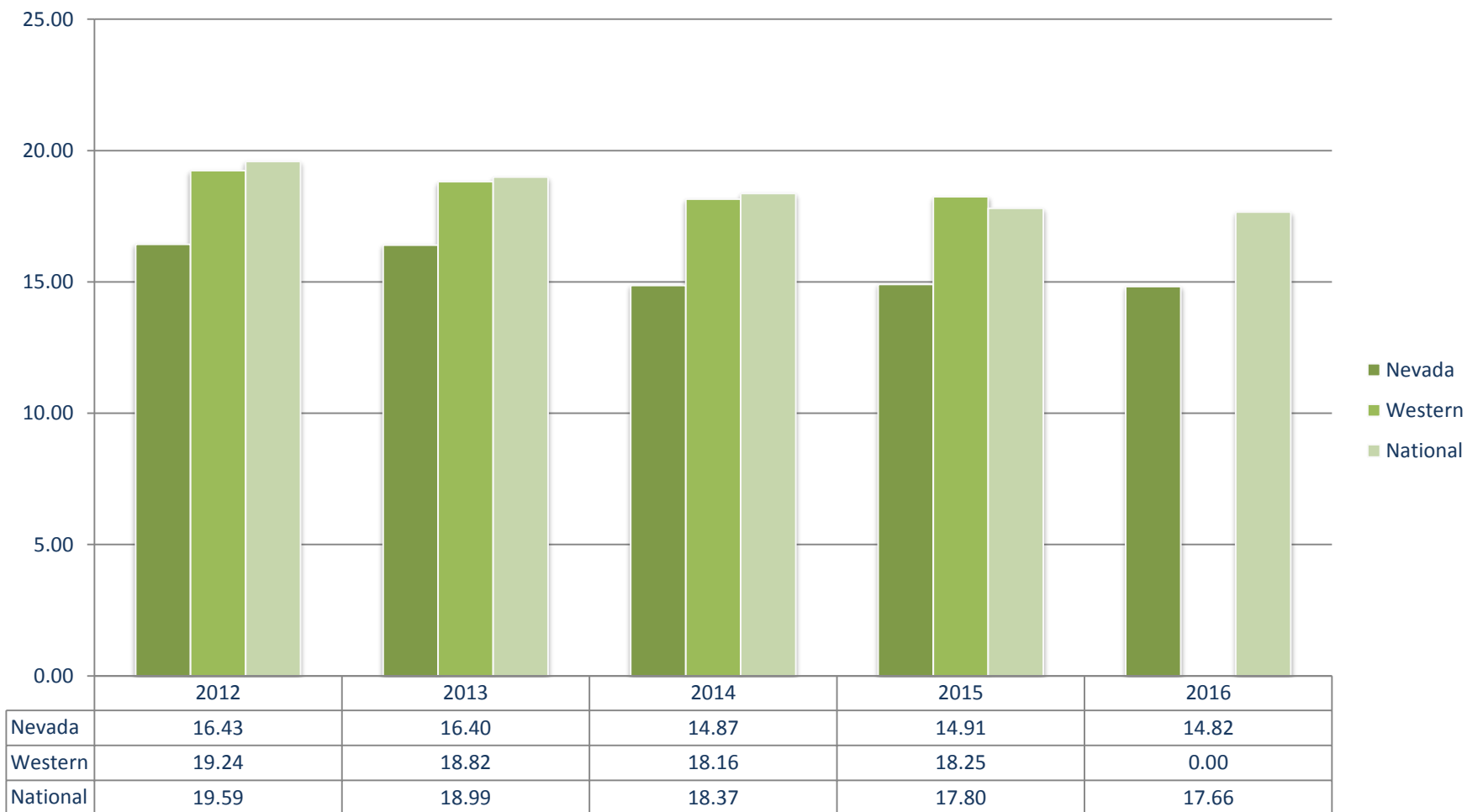




Larceny Rates: Nevada, Western and National

5-yr Comparison: 2012 - 2016

per 1,000 Population



* Western Crimes rates were not available at time of publishing

** National data calculated using 2016 Crime in the US Preliminary percentage change estimates

THIS PAGE WAS LEFT INTENTIONALLY BLANK



Motor Vehicle Theft Offenses



About Motor Vehicle Thefts

Motor Vehicle Theft, per the FBI Uniform Crime Reporting program is defined as the theft or attempted theft of a motor vehicle. A motor vehicle is defined as a self-propelled vehicle that runs on land surface and not on rails. This includes automobiles, trucks, buses, motor scooters, all-terrain vehicles, snowmobiles, etc. This category does not include farm equipment, bulldozers, or watercraft.



2016 Motor Vehicle Theft Statistics

One Motor Vehicle Theft occurs every 39 minutes, 57 seconds

| | Offenses | % of Index Crimes | % Change from 2015 | Crime Rate / 1,000 Pop | Cleared | % Cleared |
|----------------------------|----------|-------------------|--------------------|------------------------|---------|-----------|
| INDEX CRIMES | 95,675 | | -1.86% | 32.54 | 15,911 | 16.63% |
| Property Crimes | 75,874 | 79.3% | -1.73% | 25.81 | 9,184 | 12.10% |
| Motor Vehicle Theft | 13,153 | 13.7% | 16.03% | 4.47 | 823 | 6.26% |

Most Probable Gender and Age of Arrested Offender

| | Number | % of Total |
|--------------------------|--------|------------|
| Male, 18-24 years of age | 213 | 24.01% |
| Total Arrests Reported | 887 | |

** The total arrests cleared may not match the arrested data by gender, race, and ethnicity due to limitations in the way the data are collected and reported.*

Most Probable Time of Year for Motor Vehicle Thefts

| | | |
|------------------------------------|--------|--------|
| Quarter 4, October 1 - December 31 | 3,514 | 26.72% |
| Total MV Thefts Reported | 13,153 | |

Most Prevalent Stolen Type of Vehicle

| | | |
|--------------------------|--------|--------|
| Automobile | 11,164 | 84.88% |
| Total MV Thefts Reported | 13,153 | |

Most Probable Recovered Motor Vehicle

| | | |
|------------------------------------|--------|--------|
| Locally Stolen and Recovered | 7,326 | 67.40% |
| Total MV Thefts Reported Recovered | 10,869 | |



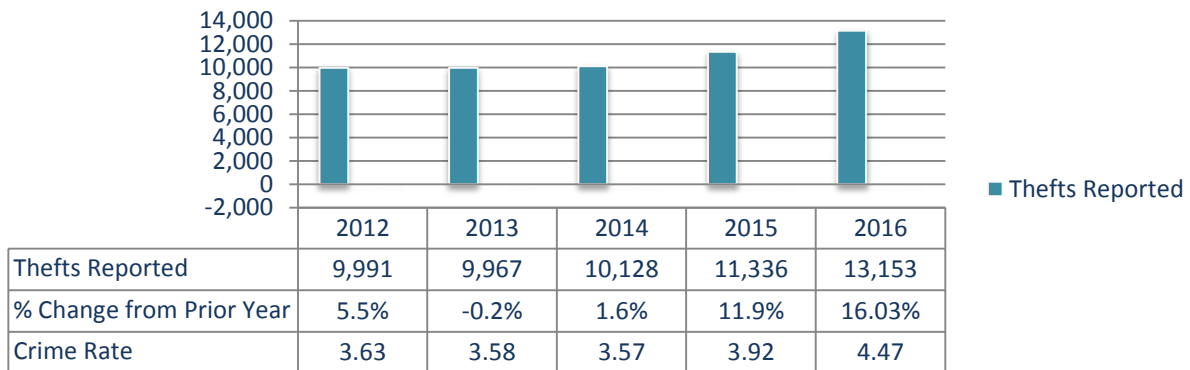


Motor Vehicle Thefts in Nevada

5-yr Comparison: 2012 – 2016, By Quarter & Quarterly Average, Clearances by Quarter

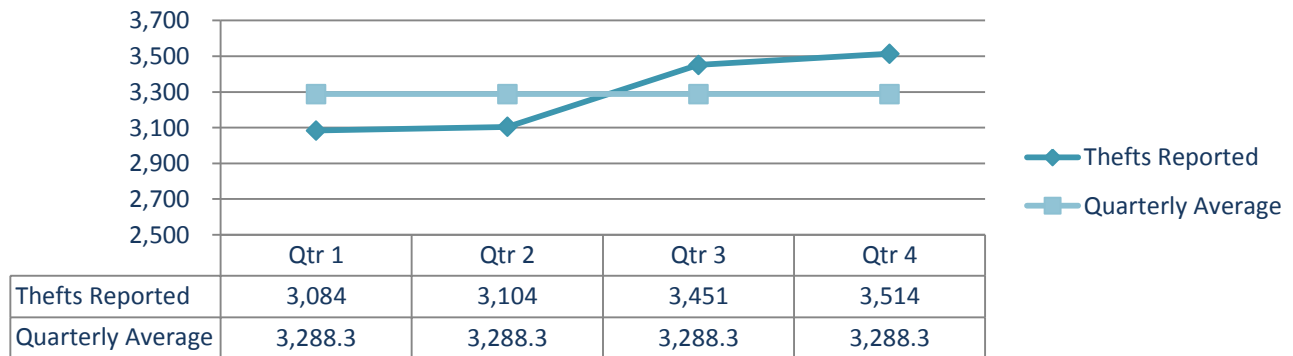
Motor Vehicle Thefts

5-yr Comparison: 2012 - 2016
Crime Rates per 1,000 Population



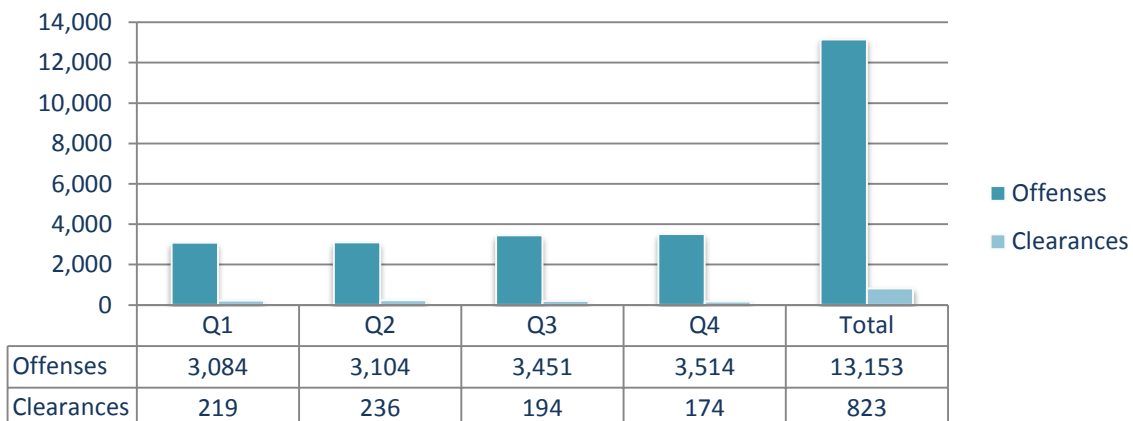
2016 Motor Vehicle Theft Offenses

By Quarter & Quarterly Average



2016 Motor Vehicle Theft Offenses & Clearances

by Quarter





Motor Vehicle Thefts Offenses: Arrested Profile

5-yr Comparison: 2012 - 2016

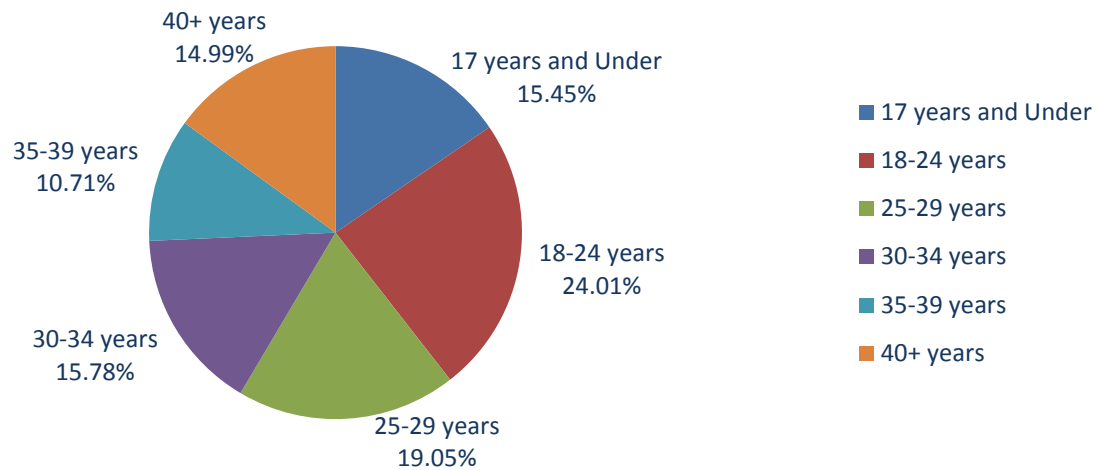
| AGE | 2012 | 2013 | 2014 | 2015 | 2016 |
|--------------|------|------|------|------|------|
| 17 and Under | 115 | 135 | 239 | 125 | 137 |
| 18-24 | 175 | 213 | 217 | 204 | 213 |
| 25-29 | 116 | 136 | 157 | 147 | 169 |
| 30-34 | 93 | 128 | 136 | 132 | 140 |
| 35-39 | 54 | 71 | 63 | 79 | 95 |
| 40 and Over | 115 | 133 | 134 | 117 | 133 |

| | | | | | |
|--------------|------------|------------|------------|------------|------------|
| TOTAL | 668 | 816 | 946 | 804 | 887 |
|--------------|------------|------------|------------|------------|------------|

| | | | | | |
|---------------|------------|------------|------------|------------|------------|
| Male | 542 | 649 | 744 | 627 | 676 |
| Female | 126 | 167 | 202 | 177 | 211 |

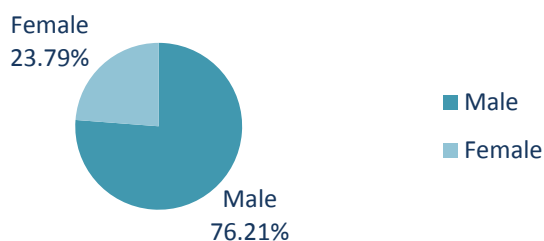
Age of Persons Arrested

for Motor Vehicle Thefts in 2016



Gender of Persons Arrested

for Motor Vehicle Thefts in 2016



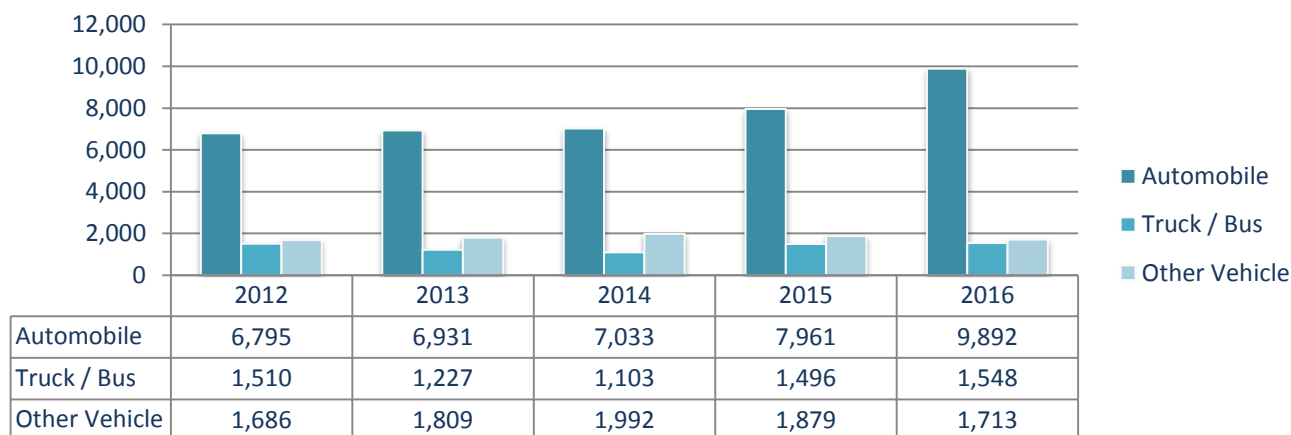


Motor Vehicle Thefts: Classification & Recovery

5-yr Comparison: 2012 - 2016

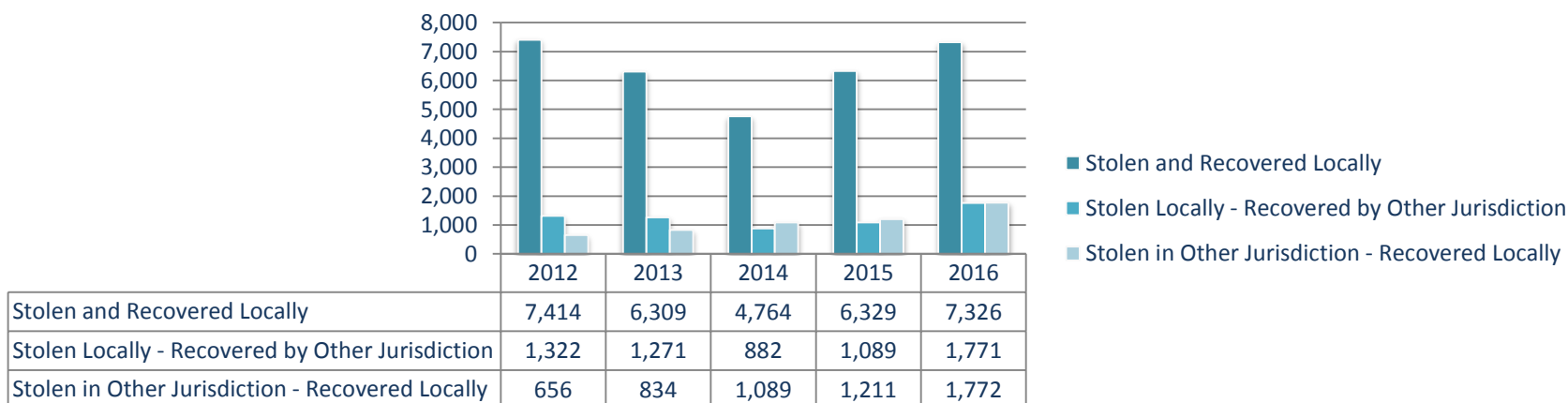
Motor Vehicle Thefts By Classification

5-yr Comparison: 2012 - 2016



Motor Vehicle Thefts Recovered

5-yr Comparison: 2012- 2016

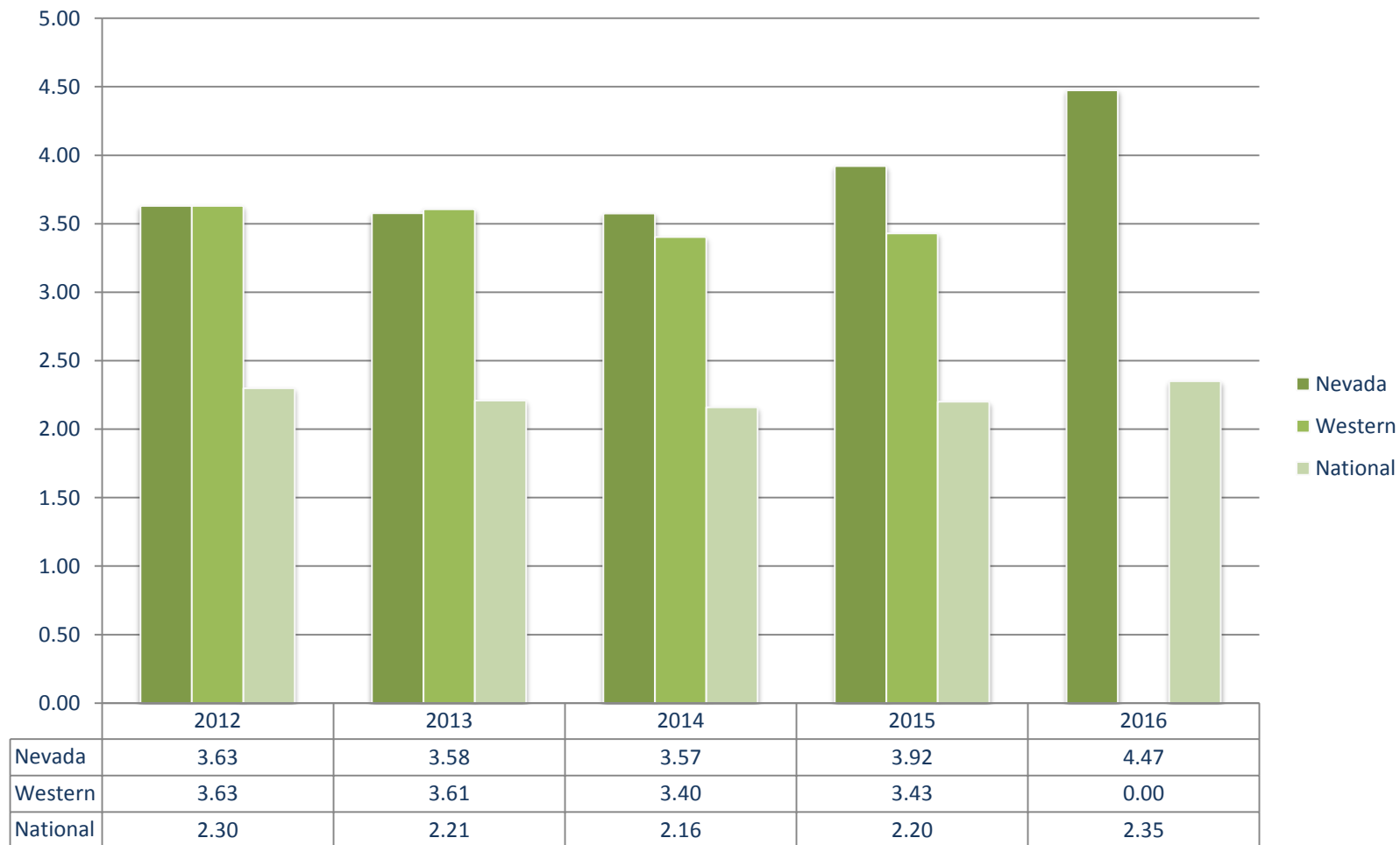




Motor Vehicle Theft Crime Rates: Nevada, Western and National

5-yr Comparison: 2012 - 2016

per 1,000 Population



* Western Crimes rates were not available at time of publishing

** National data calculated using 2016 Crime in the US Preliminary percentage change estimates

THIS PAGE WAS LEFT INTENTIONALLY BLANK



Arson Offenses



About Arson

Arson, per the FBI Uniform Crime Reporting Program, is defined as any willful or malicious burning or attempt to burn, with or without intent to defraud, a dwelling house, public building, motor vehicle or aircraft, personal property of another, etc.



2016 Arson Statistics

One Arson Offense occurs every 1 day, 2 hours, 18 minutes, 22 seconds

| | Offenses | % of Index Crimes | % Change from 2015 | Crime Rate / 1,000 Pop | Cleared | % Cleared |
|------------------------|----------|-------------------|--------------------|------------------------|---------|-----------|
| INDEX CRIMES | 95,675 | | -1.86% | 32.54 | 15,911 | 16.63% |
| Property Crimes | 75,874 | 79.3% | -1.73% | 25.81 | 9,184 | 12.10% |
| Arson | 333 | 0.3% | -27.13% | 0.11 | 85 | 25.53% |

Most Probable Gender and Age of Arrested Offender

| | Number | % of Total |
|------------------------|--------|------------|
| Male, 40+ years of age | 17 | 32.08% |
| Total Arrests Reported | 53 | |

** The total arrests cleared may not match the arrested data by gender, race, and ethnicity due to limitations in the way the data are collected and reported.*

Most Probable Time of Year for Arson

| | | |
|-------------------------------|-----|--------|
| Quarter 3, July 1 - Sept 30 | 98 | 29.43% |
| Total Arson Offenses Reported | 333 | |

Most Prevalent Property Type

| | | |
|-------------------------------|-----|--------|
| Residential | 127 | 38.14% |
| Total Arson Offenses Reported | 333 | |

Property Type with the Highest Property Value Loss

| | | |
|---------------------------|-------------|--------|
| Residential | \$6,037,860 | 74.66% |
| Total Loss Value Reported | \$8,086,944 | |



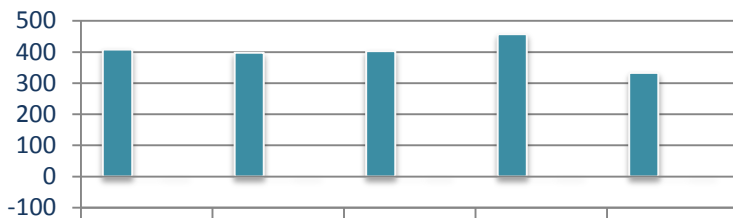


Arson in Nevada

5-yr Comparison: 2012 – 2016, By Quarter vs Quarterly, & Clearances by Quarter

Arson

5-yr Comparison: 2012 - 2016
Crime Rates per 1,000 Population

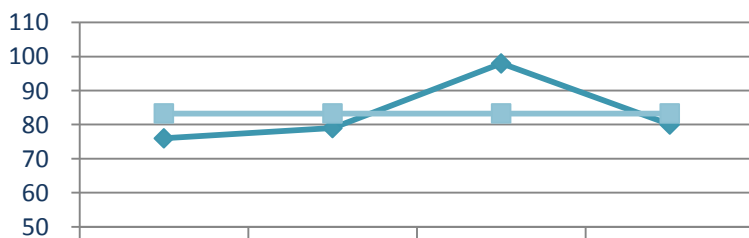


■ Arson Offenses

| | 2012 | 2013 | 2014 | 2015 | 2016 |
|--------------------------|--------|-------|------|-------|---------|
| Arson Offenses | 408 | 397 | 403 | 457 | 333 |
| % Change from Prior Year | -12.4% | -2.7% | 1.5% | 13.4% | -27.13% |
| Crime Rate | 0.15 | 0.14 | 0.14 | 0.16 | 0.11 |

2016 Arson Offenses

By Quarter & Quarterly Average



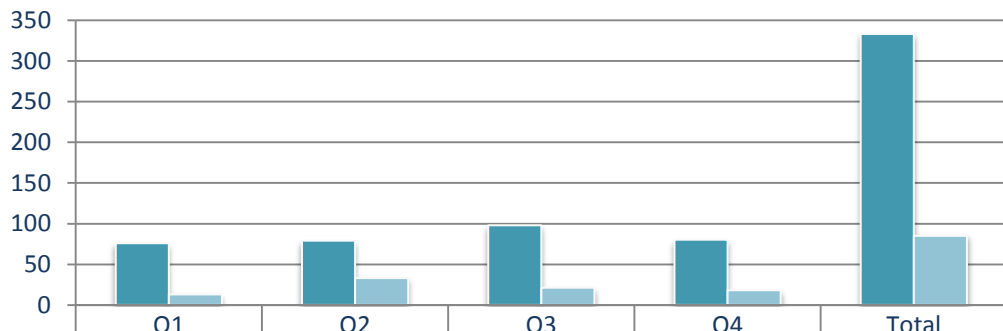
◆ Arson Offenses

■ Quarterly Average

| | Qtr 1 | Qtr 2 | Qtr 3 | Qtr 4 |
|-------------------|-------|-------|-------|-------|
| Arson Offenses | 76 | 79 | 98 | 80 |
| Quarterly Average | 83.3 | 83.3 | 83.3 | 83.3 |

2016 Arson Offenses & Clearances

by Quarter



■ Offenses

■ Clearances

| | Q1 | Q2 | Q3 | Q4 | Total |
|------------|----|----|----|----|-------|
| Offenses | 76 | 79 | 98 | 80 | 333 |
| Clearances | 13 | 33 | 21 | 18 | 85 |



Arson Offenses: Arrested Profile

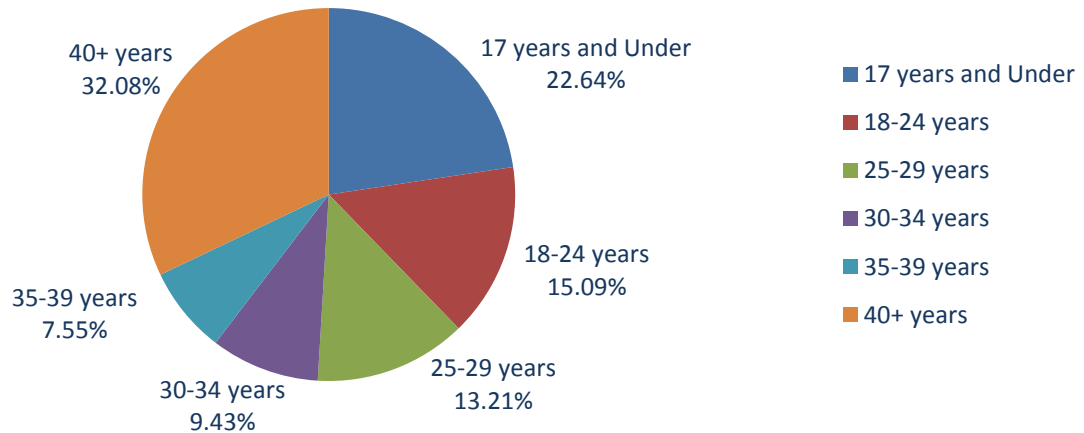
5-yr Comparison: 2012 - 2016

| AGE | 2012 | 2013 | 2014 | 2015 | 2016 |
|--------------|------|------|------|------|------|
| 17 and Under | 169 | 31 | 24 | 26 | 12 |
| 18-24 | 32 | 25 | 8 | 5 | 8 |
| 25-29 | 13 | 20 | 5 | 5 | 7 |
| 30-34 | 14 | 14 | 6 | 6 | 5 |
| 35-39 | 7 | 10 | 3 | 3 | 4 |
| 40 and Over | 30 | 34 | 15 | 12 | 17 |

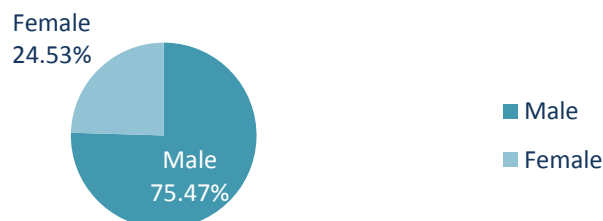
| | | | | | |
|--------------|-----|-----|----|----|----|
| TOTAL | 265 | 134 | 61 | 57 | 53 |
|--------------|-----|-----|----|----|----|

| | | | | | |
|---------------|-----|-----|----|----|----|
| Male | 192 | 112 | 47 | 46 | 40 |
| Female | 73 | 22 | 14 | 11 | 13 |

Age of Persons Arrested for Arson in 2016



Gender of Persons Arrested for Arson in 2016





Arson Offenses: By Type & Value of Loss


5-yr Comparison: 2012 - 2016

Arson Offenses by Property Type and Estimated Value

| | 2012 | | 2013 | | 2014 | | 2015 | | 2016 | |
|-----------------------------|------------|--------------------|------------|--------------------|------------|--------------------|------------|---------------------|------------|--------------------|
| Structural | # | Value of Loss | # | Value of Loss | # | Value of Loss | # | Value of Loss | # | Value of Loss |
| Residential | 130 | \$2,537,571 | 143 | \$7,671,976 | 135 | \$2,848,830 | 170 | \$10,147,665 | 127 | \$6,037,860 |
| Non-Residential | 72 | \$759,829 | 45 | \$955,135 | 58 | \$551,387 | 61 | \$1,635,995 | 41 | \$953,800 |
| Mobile | | | | | | | | | | |
| Cars, Trailers, Boats, etc. | 110 | \$686,490 | 100 | \$700,583 | 98 | \$479,200 | 129 | \$2,059,444 | 113 | \$1,070,034 |
| All Other | | | | | | | | | | |
| Crops, Fields, Signs, etc. | 96 | \$21,971 | 109 | \$29,052 | 112 | \$107,718 | 97 | \$477,093 | 52 | \$25,250 |
| Total | 408 | \$4,005,861 | 397 | \$9,356,746 | 403 | \$3,987,135 | 457 | \$14,320,197 | 333 | \$8,086,944 |

2016 Arson Offenses

by Property Type

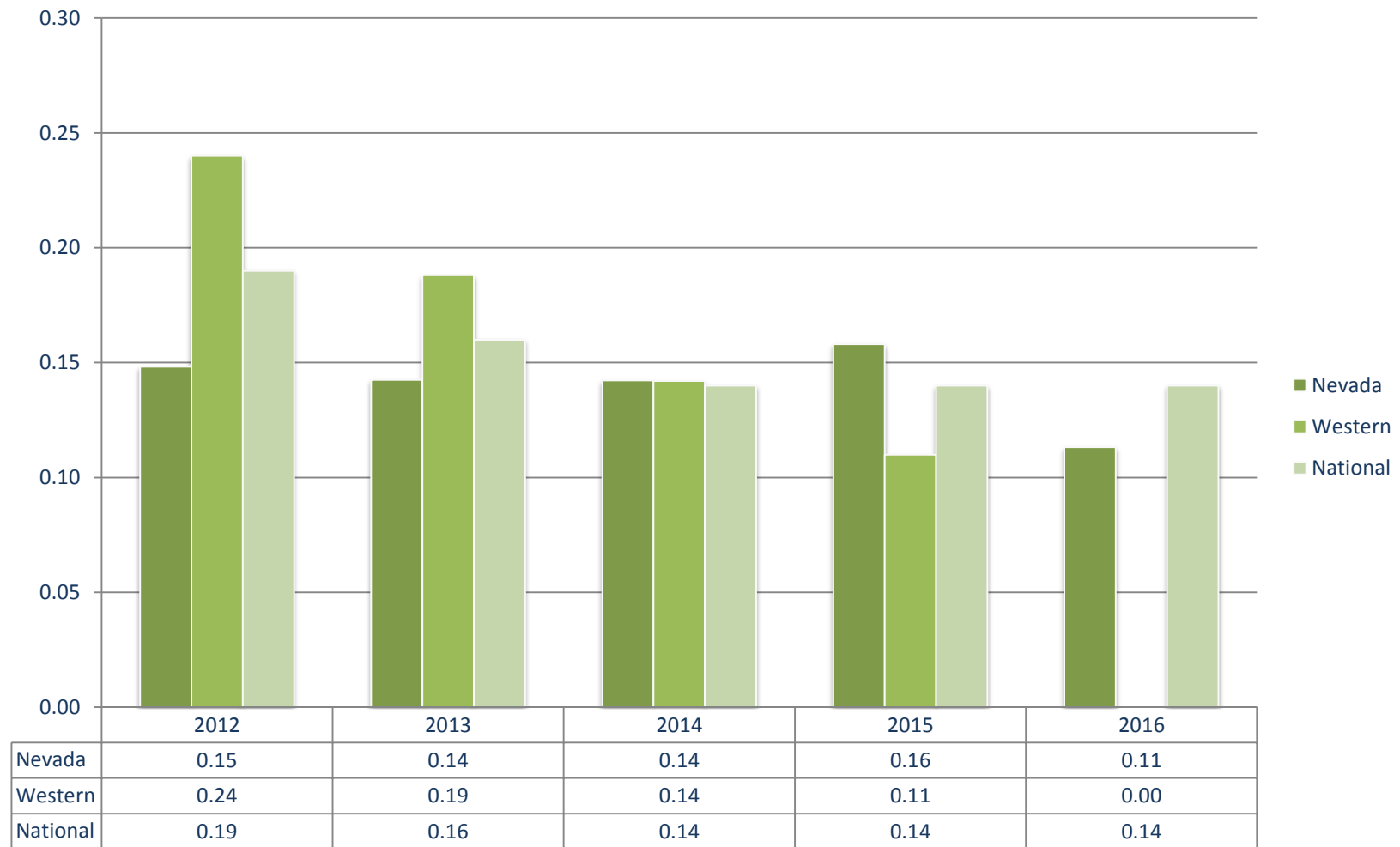




Arson Crime Rates: Nevada, Western and National

5-yr Comparison: 2012 - 2016

per 1,000 Population



* Western Crimes rates were not available at time of publishing

** National data calculated using 2016 Crime in the US Preliminary percentage change estimates

THIS PAGE WAS LEFT INTENTIONALLY BLANK



Simple Assault Offenses



About Simple Assaults

Simple assault, as defined by the FBI Uniform Crime Reporting program, includes all assaults which do not involve the use of a firearm, knife, cutting instrument, or other dangerous weapon and in which the victim did not sustain serious or aggravated injuries. Agencies classify simple assault for offenses such as assault and battery, injury caused by culpable negligence, intimidation, coercion, and all attempts to commit these offenses. Under certain circumstances, offenses of disorderly conduct, domestic violence, or affray are classified as simple assault.

Not included in this class are aggravated assaults. Simple assaults are non-index offenses; therefore, they are not included in the total number of violent crimes committed in the calendar year. However, due to the pervasiveness of these assaults the Nevada UCR office felt it was important to publish these statistics.





2016 Simple Assault Statistics

One Simple Assault occurs every 13 minutes, 52 seconds

| | Offenses | % of Index Crime | % Change from 2015 | Crime Rate / 1,000 Pop | Cleared | % Cleared |
|----------------|----------|------------------|--------------------|------------------------|---------|-----------|
| Simple Assault | 37,860 | n/a | 8.50% | 12.88 | 16,859 | 44.53% |

Most Probable Gender and Age of Arrested Offender

| | Number | % of Total |
|------------------------|--------|------------|
| Male, 40+ years of age | 3,683 | 26.37% |
| Total Arrests Reported | 13,969 | |

** The total arrests cleared may not match the arrested data by gender, race, and ethnicity due to limitations in the way the data are collected and reported.*

Most Probable Time of Year for Simple Assault Offenses

| | | |
|--|--------|--------|
| Quarter 4, October 1 - December 31 | 9,863 | 26.05% |
| Total Simple Assault Offenses Reported | 37,860 | |

**Assault time was not reported for all offenses*



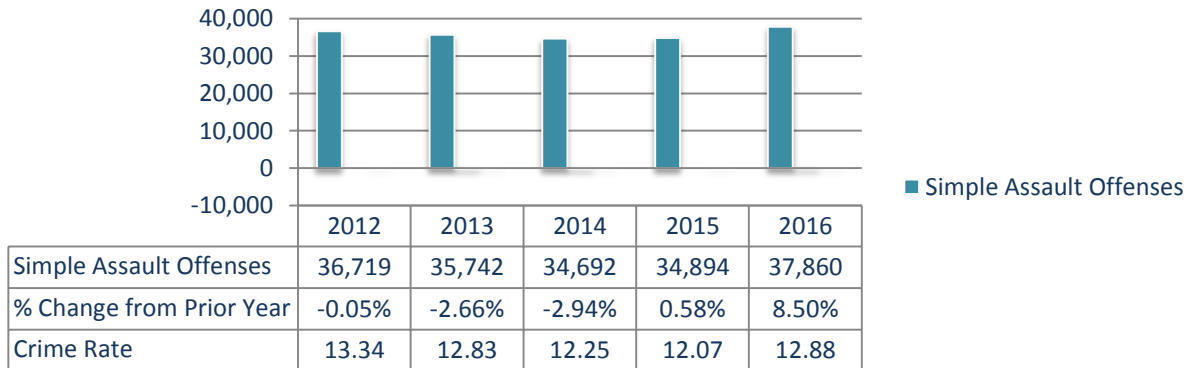


Simple Assaults in Nevada

5-yr Comparison: 2012 – 2016, By Quarter vs Quarterly Average, Clearances by Quarter

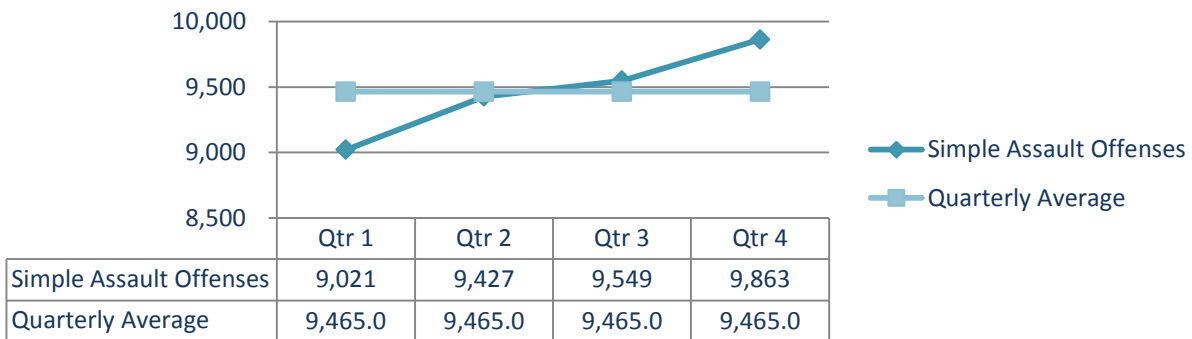
Simple Assaults

5-yr Comparison: 2012 - 2016
Crime Rates per 1,000 Population



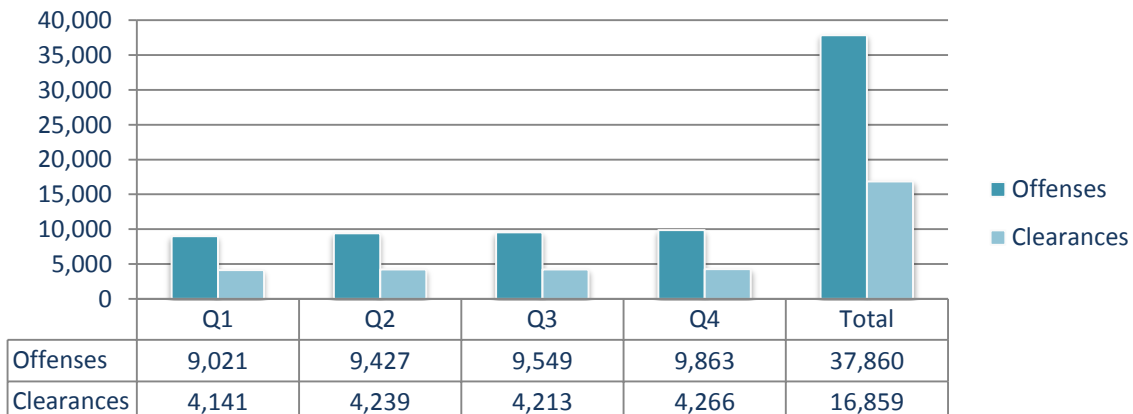
2016 Simple Assaults Offenses

By Quarter & Quarterly Average



2016 Simple Assault Offenses & Clearances

by Quarter





Simple Assault Offenses: Arrested Profile

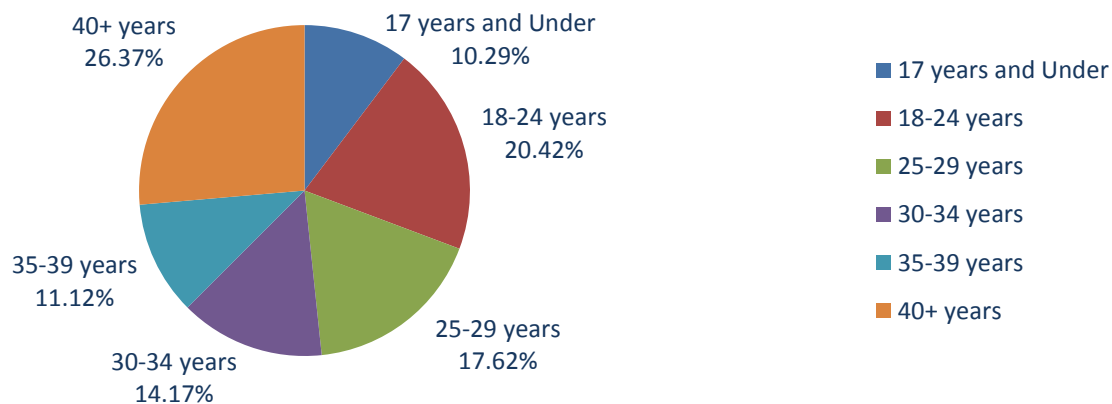
5-yr Comparison: 2012 - 2016

| AGE | 2012 | 2013 | 2014 | 2015 | 2016 |
|--------------|-------|-------|-------|-------|-------|
| 17 and Under | 2,252 | 1,800 | 1,486 | 1,456 | 1,438 |
| 18-24 | 3,169 | 2,956 | 2,384 | 2,067 | 2,853 |
| 25-29 | 1,476 | 1,642 | 1,480 | 1,478 | 2,462 |
| 30-34 | 1,257 | 1,231 | 1,246 | 1,079 | 1,979 |
| 35-39 | 869 | 912 | 821 | 845 | 1,554 |
| 40 and Over | 2,952 | 2,683 | 2,458 | 2,001 | 3,683 |

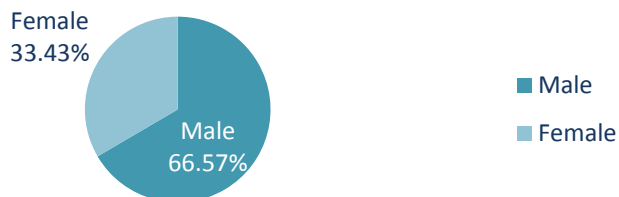
| | | | | | |
|--------------|---------------|---------------|--------------|--------------|---------------|
| TOTAL | 11,975 | 11,224 | 9,875 | 8,926 | 13,969 |
|--------------|---------------|---------------|--------------|--------------|---------------|

| | | | | | |
|---------------|--------------|--------------|--------------|--------------|--------------|
| Male | 7,096 | 6,458 | 5,828 | 5,103 | 9,299 |
| Female | 4,879 | 4,766 | 4,047 | 3,823 | 4,670 |

Age of Persons Arrested for Simple Assaults in 2016



Gender of Persons Arrested for Simple Assaults in 2016



THIS PAGE WAS LEFT INTENTIONALLY BLANK



Human Trafficking Offenses



About Human Trafficking

Human trafficking offenses are separated by the FBI Uniform Crime Reporting program into two subcategories, Commercial Sex Acts and Involuntary Servitude. They are defined below. Human trafficking is a relatively new data collection category implemented by the FBI; therefore, year-over-year data comparisons are not available.

Commercial Sex Acts: Inducing a person by force, fraud, or coercion to participate in commercial sex acts, or in which the person induced to perform such act(s) has not yet attained 18 years of age. For a crime to be considered Human Trafficking a third party must benefit in some way from the forced commercial sex acts, such as a pimp, or the person performing the commercial sex act must be a minor.

Involuntary Servitude: The obtaining of a person(s) through recruitment, harboring, transportation, or provision, and subjecting such persons by force, fraud, or coercion into involuntary servitude, peonage, debt bondage, or slavery (not to include commercial sex acts).





2016 Human Trafficking Statistics

One Human Trafficking Offense occurs every 2 days, 6 hours, 45 minutes

| | Offenses | % of Index Crimes | % Change from 2015 | Crime Rate / 1,000 Pop | Cleared | % Cleared |
|--------------------------|----------|-------------------|--------------------|------------------------|---------|-----------|
| Human Trafficking | 160 | n/a | -25.93% | 0.05 | 61 | 38.13% |

Most Probable Gender and Age of Arrested Offender

| | Number | % of Total |
|--------------------------|--------|------------|
| Male, 18-24 years of age | 13 | 32.50% |
| Total Arrests Reported | 40 | |

** The total arrests cleared may not match the arrested data by gender, race, and ethnicity due to limitations in the way the data are collected and reported.*

Most Probable Time of Year for Human Trafficking

| | Number | % of Total |
|---|--------|------------|
| Quarter 2, April 1 - June 30 | 68 | 42.50% |
| Total Human Trafficking Offenses Reported | 160 | |





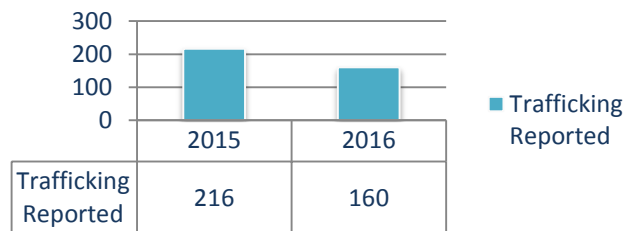
Human Trafficking in Nevada

2-yr Comparison: 2015 – 2016 & By Quarter vs Quarterly

| 2016 Human Trafficking | Number of Offenses | Number Cleared | % Cleared | Crime Rate per 1,000 Pop |
|------------------------|--------------------|----------------|---------------|--------------------------|
| Commercial Sex Acts | 160 | 61 | 38.13% | 0.05 |
| Involuntary Servitude | 0 | 0 | 0% | 0 |
| Total | 160 | 61 | 38.13% | |

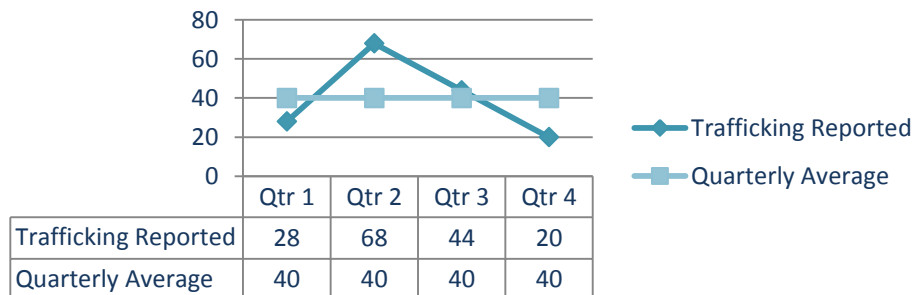
Human Trafficking

2-yr Comparison: 2015 - 2016



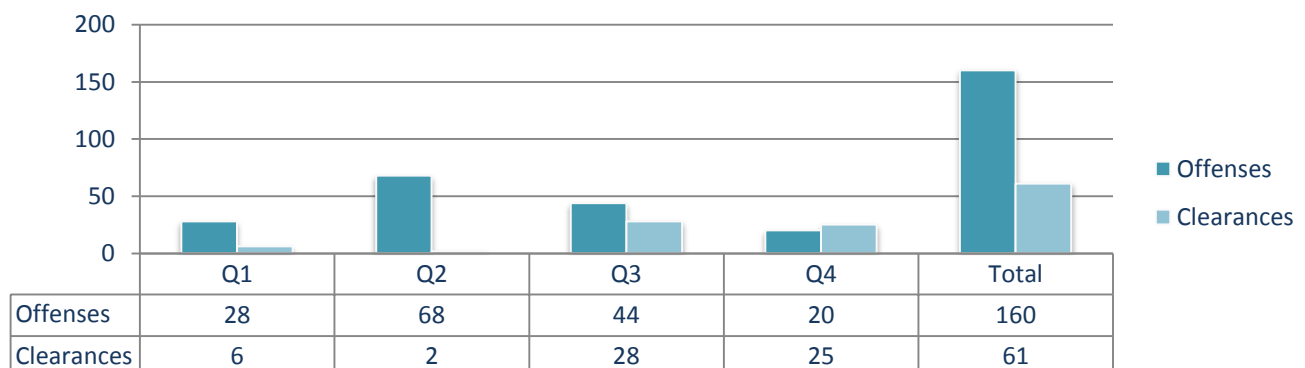
2016 Human Trafficking Offenses

by Quarter & Quarterly Average



2016 Human Trafficking Offenses & Clearances

by Quarter





Human Trafficking Offenses: Arrested Profile

5-yr Comparison: 2012 - 2016

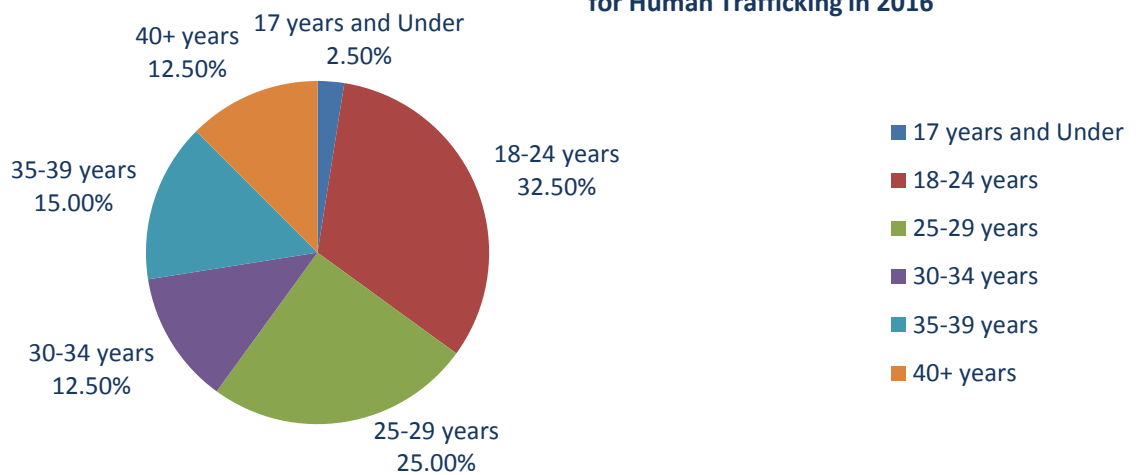
| | 2015 | 2016 |
|--------------------|------|------|
| 17 years and Under | 2 | 1 |
| 18-24 years | 13 | 13 |
| 25-29 years | 8 | 10 |
| 30-34 years | 2 | 5 |
| 35-39 years | 4 | 6 |
| 40+ years | 3 | 5 |

| | | |
|--------------|-----------|-----------|
| TOTAL | 32 | 40 |
|--------------|-----------|-----------|

| | | |
|---------------|-----------|-----------|
| Male | 22 | 33 |
| Female | 10 | 7 |

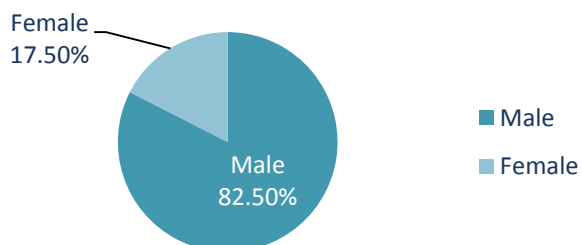
Age of Persons Arrested

for Human Trafficking in 2016



Gender of Persons Arrested

for Human Trafficking in 2016



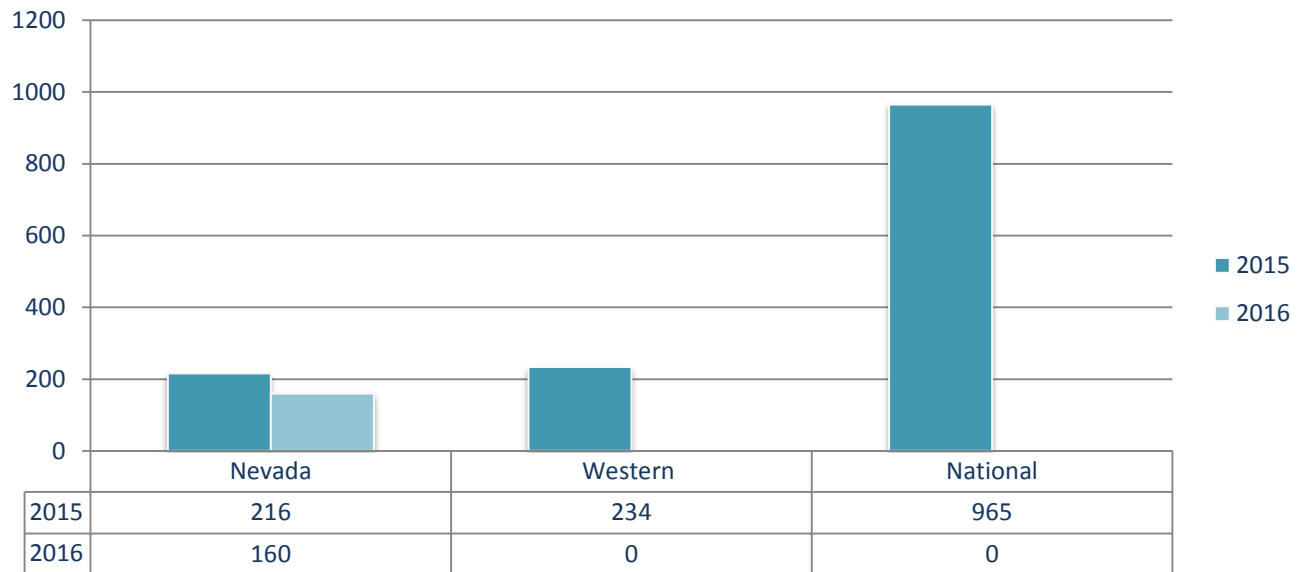


Human Trafficking Offenses & Clearances

2-yr Comparison: 2015 – 2016 Nevada, Western and National

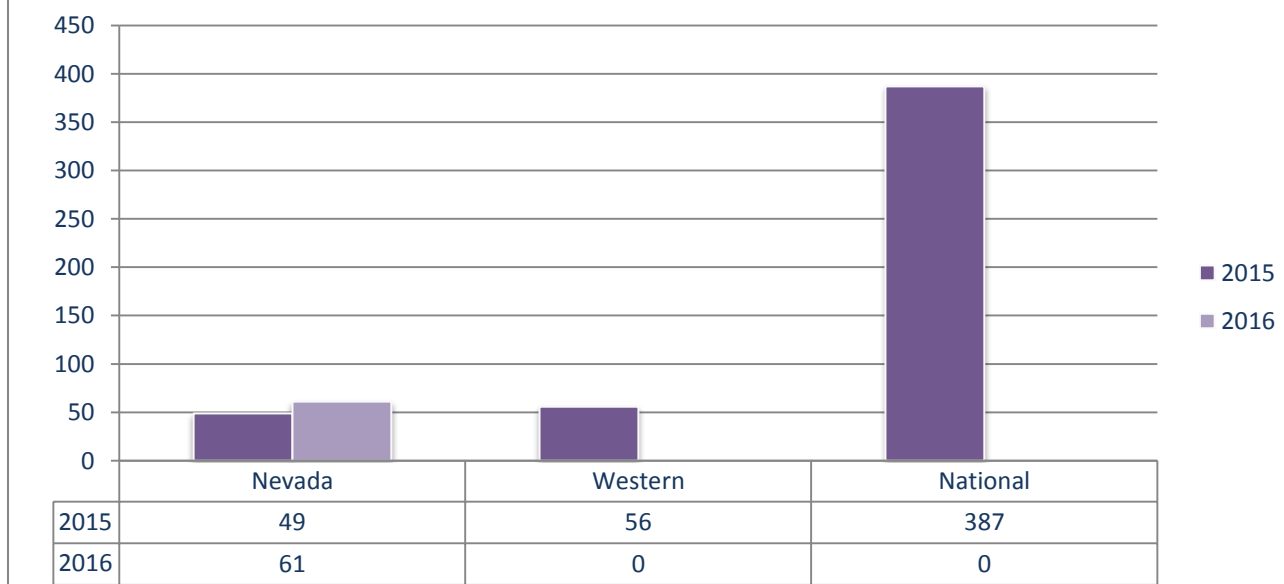
Human Trafficking Offenses

2-yr Comparison: 2015 - 2016



Human Trafficking Clearances

2-yr Comparison: 2015 - 2016



* 2016 Western and National data not available at time of publication

THIS PAGE WAS LEFT INTENTIONALLY BLANK



Hate Crime Offenses



About Hate Crime

On April 23, 1990 Congress passed the Hate Crime Statistics Act. This law requires the United States Attorney General to collect data "about crimes that manifest evidence of prejudice based on race, religion, sexual orientation, or ethnicity." The Attorney General delegated the collection of this data to the FBI, who included it in the Uniform Crime Reporting Program.

The FBI Uniform Crime Reporting Program collects hate crime data regarding criminal offenses motivated, in whole or in part, by the offender's bias against a race, religion, disability, sexual orientation, ethnicity, gender, or gender identity. Due to the difficulty of ascertaining the offender's subjective motivation, bias is to be reported only if investigation reveals sufficient objective facts to lead a reasonable and prudent person to conclude that the offender's actions were motivated, in whole or in part, by bias.

Unlike other Uniform Crime Reporting data, which account for actual reported numbers of definite offenses, hate crime reporting requires subjective opinions regarding sensitive issues. Accurate data collection for hate crime requires proper training of enforcement personnel in incident recognition. Criteria for recognizing and reporting hate crimes have been distributed to all Nevada law enforcement agencies.





2016 Hate Crime Statistics

One Hate Crime occurs every 7 days, 14 hours, 30 minutes

| | Offenses | % of Index Crimes | % Change from 2015 | Crime Rate / 1,000 Pop |
|------------|----------|-------------------|--------------------|------------------------|
| Hate Crime | 48 | n/a | -17.24% | 0.02 |

Most Probable Time of Year for Hate Crimes

| | Number | % of Total |
|------------------------------|--------|------------|
| Quarter 2, April 1 - June 30 | 17 | 35.42% |
| Total Hate Crimes Reported | 48 | |

Most Probable Race of Offender

| | Number | % of Total |
|--------------------------|--------|------------|
| White | 18 | 33.96% |
| Total Offenders Reported | 53 | |

**It is possible to have more than one offender per hate crime offense*

Most Probable Location for Hate Crime Offense

| | Number | % of Total |
|------------------------------------|--------|------------|
| Highway/Road/Alley/Street/Sidewalk | 13 | 27.08% |
| Total Hate Crimes Reported | 48 | |

Most Prevalent Bias Motivation

| | Number | % of Total |
|--------------------------------|--------|------------|
| Anti-Black or African American | 16 | 33.33% |
| Total Hate Crimes Reported | 48 | |

Most Common Hate Crime Offense

| | Number | % of Total |
|--------------------------|--------|------------|
| Simple Assault | 17 | 35.42% |
| Total Offenders Reported | 48 | |



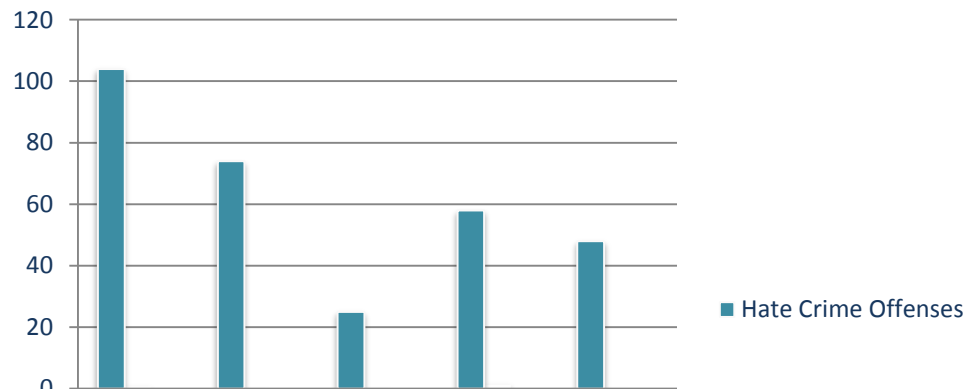


Hate Crimes in Nevada

5- yr Comparison: 2012 – 2015 & By Quarter vs Quarterly Average

Hate Crimes

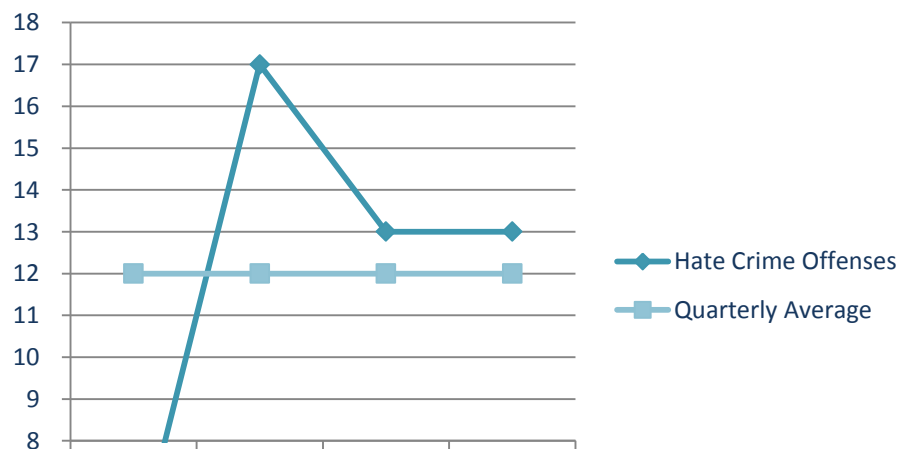
5-yr Comparison: 2012 - 2016
Crime Rates per 1,000 Population



| | 2012 | 2013 | 2014 | 2015 | 2016 |
|--------------------------|-------|--------|--------|--------|---------|
| Hate Crime Offenses | 104 | 74 | 25 | 58 | 48 |
| % Change from Prior Year | 76.3% | -28.8% | -66.2% | 132.0% | -17.24% |
| Crime Rate | 0.04 | 0.03 | 0.01 | 0.02 | 0.02 |

2016 Hate Crime Offenses

By Quarter & Quarterly Average



| | Qtr 1 | Qtr 2 | Qtr 3 | Qtr 4 |
|---------------------|-------|-------|-------|-------|
| Hate Crime Offenses | 5 | 17 | 13 | 13 |
| Quarterly Average | 12.0 | 12.0 | 12.0 | 12.0 |



2016 Hate Crime Bias Motivations

Race/Ethnicity/Ancestry

| | |
|--|----|
| Anti-American Indian or Alaskan Native | |
| Anti-Arab | 1 |
| Anti-Asian | 2 |
| Anti-Black or African American | 16 |
| Anti-Hispanic or Latino | 3 |
| Anti-Multiple Races/Group | 1 |
| Anti-Native Hawaiian or Other Pacific Islander | |
| Anti-Other Race/Ethnicity/Ancestry | |
| Anti-White | 13 |

Religion

| | |
|-------------------------------|---|
| Anti-Buddhist | |
| Anti-Catholic | |
| Anti-Eastern Orthodox | |
| Anti-Hindu | |
| Anti-Islamic (Muslim) | 3 |
| Anti-Jehovah's Witness | |
| Anti-Jewish | 1 |
| Anti-Mormon | |
| Anti-Multiple Religions/Group | 2 |
| Anti-Other Christian | 1 |
| Anti-Other Religion | 1 |
| Anti-Protestant | |
| Anti-Sikh | |
| Anti-Antheism/Agnosticism | |

Sexual Orientation

| | |
|--|---|
| Anti-Bisexual | |
| Anti-Gay (Male) | 4 |
| Anti-Heterosexual | |
| Anti-Lesbian | 2 |
| Anti-Lesbian, Gay, Bisexual, or Transgesgender | 1 |

Disability

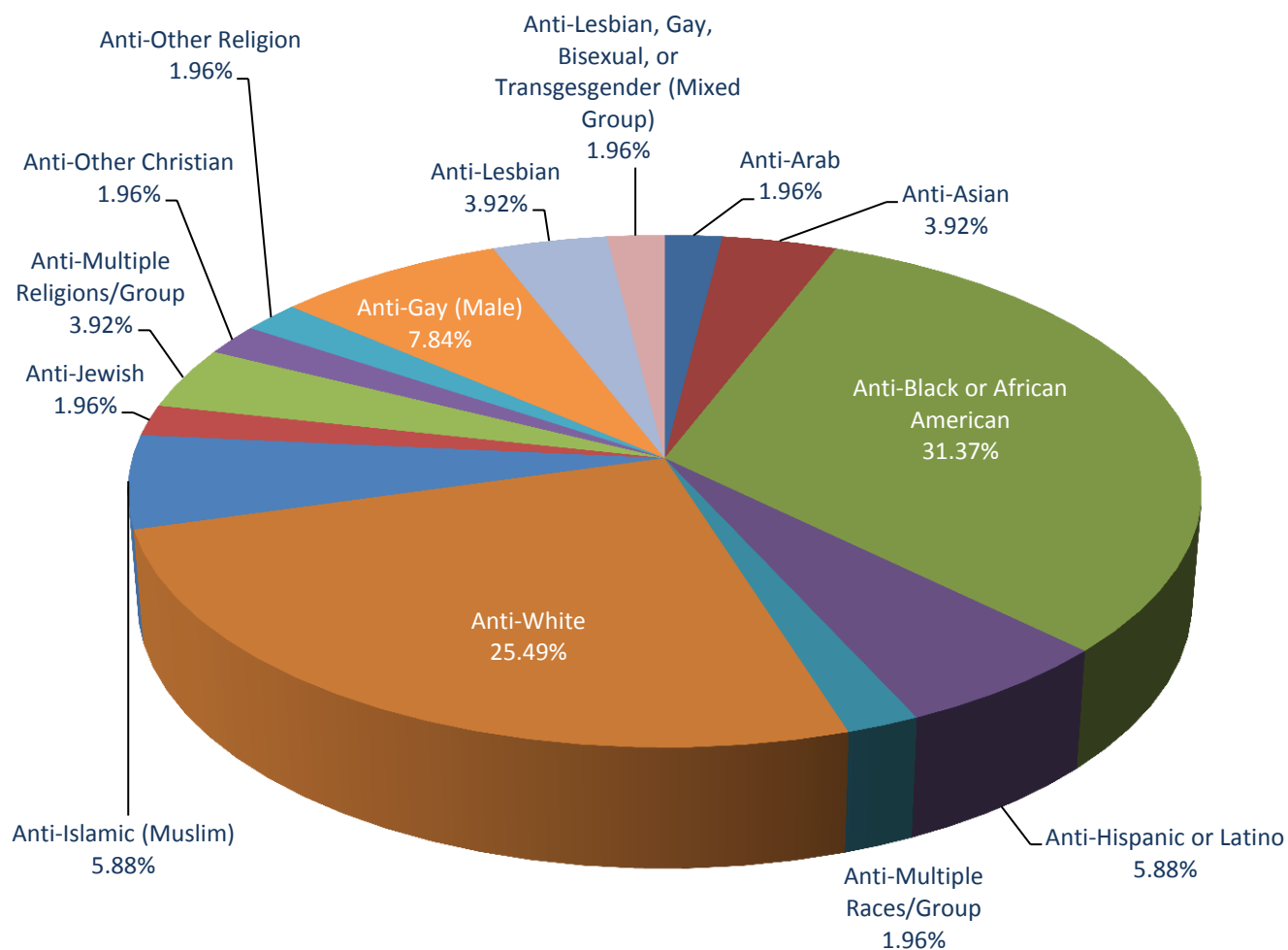
| | |
|--------------------------|--|
| Anti-Mental Disability | |
| Anti-Physical Disability | |

Gender

| | |
|-------------|--|
| Anti-Female | |
| Anti-Male | |

Gender Identity

| | |
|---------------------------|--|
| Anti-Gender Nonconforming | |
| Anti-Transgender | |



Note: It is possible to have more than one type of bias motivation per hate crime offense



2016 Hate Crime Incidents

Jan 1, 2016 – Dec 31, 2016

| Date of Incident | Agency | Offense | Number of Victims | Location of Offense | Bias Motivation | Victim Type | Number of Offenses | Race of Offender | Ethnicity of Offender |
|------------------|--------------------|-------------------------------|-------------------|-------------------------------------|--------------------------------|---------------|--------------------|---------------------------|------------------------|
| 18-Jan-16 | Henderson PD | Destruction/Damange/Vandalism | 1 | Parking Lot/Garage | Anti-Hispanic or Latino | Individual | 1 | White | Not Hispanic or Latino |
| 24-Feb-16 | Henderson PD | Simple Assault | 1 | Gambling Facility/Casino/Race Track | Anti-Asian | Individual | 1 | White | Not Hispanic or Latino |
| 26-Feb-16 | Las Vegas Metro PD | Aggravated Assault | 1 | Restaurant | Anti-Multiple Race-Group | Individual | 1 | White | Unknown |
| 27-Feb-16 | Las Vegas Metro PD | Robbery | 2 | Department/Discount Store | Anti-Black or African American | Individual | 1 | White | Unknown |
| 28-Feb-16 | Las Vegas Metro PD | Rape | 1 | Highway/Road/Alley/Street/Sidewalk | Anti-White | Individual | 1 | Black or African American | Unknown |
| 1-Apr-16 | Las Vegas Metro PD | Aggravated Assault | 1 | Parking Lot/Garage | Anti-White | Individual | 1 | Black or African American | Not Hispanic or Latino |
| 2-Apr-16 | Henderson PD | Aggravated Assault | 1 | Restaurant | Anti-Gay | Individual | 1 | Unknown | Unknown |
| 2-Apr-16 | Las Vegas Metro PD | Aggravated Assault | 1 | Highway/Road/Alley/Street/Sidewalk | Anti-Gay | Individual | 1 | Black or African American | Not Hispanic or Latino |
| 3-Apr-16 | Las Vegas Metro PD | Simple Assault | 1 | Residence/Home | Anti-White | Individual | 1 | White | Not Hispanic or Latino |
| 17-Apr-16 | Henderson PD | Simple Assault | 1 | Parking Lot/Garage | Anti-White | Individual | 1 | Black or African American | Not Hispanic or Latino |
| 19-Apr-16 | Henderson PD | Simple Assault | 1 | Convenience Store | Anti-Arab | Individual | 1 | White | Not Hispanic or Latino |
| 23-Apr-16 | Las Vegas Metro PD | Destruction/Damange/Vandalism | 1 | Parking Lot/Garage | Anti-Jewish | Individual | 1 | Unknown | Unknown |
| 8-May-16 | Las Vegas Metro PD | Simple Assault | 1 | Highway/Road/Alley/Street/Sidewalk | Anti-White | Individual | 1 | Black or African American | Not Hispanic or Latino |
| 9-May-16 | Las Vegas Metro PD | Simple Assault | 1 | Highway/Road/Alley/Street/Sidewalk | Anti-White | Individual | 1 | Black or African American | Not Hispanic or Latino |
| 27-May-16 | Las Vegas Metro PD | Simple Assault | 1 | Shelter-Mission/Homeless | Anti-Asian | Individual | 1 | Black or African American | Not Hispanic or Latino |
| 6-Jun-16 | Las Vegas Metro PD | Aggravated Assault | 1 | Highway/Road/Alley/Street/Sidewalk | Anti-Black or African American | Individual | 1 | White | Not Hispanic or Latino |
| 9-Jun-16 | North Las Vegas PD | Aggravated Assault | 2 | Government/Public Building | Anti-White | Individual | 1 | Asian | Not Hispanic or Latino |
| 16-Jun-16 | Las Vegas Metro PD | Destruction/Damange/Vandalism | 1 | Highway/Road/Alley/Street/Sidewalk | Anti-Islamic (Muslim) | Religious Org | 1 | Unknown | Unknown |
| 19-Jun-16 | Henderson PD | Intimidation | 1 | Residence/Home | Anti-Islamic (Muslim) | Individual | 1 | Unknown | Unknown |
| 21-Jun-16 | Las Vegas Metro PD | Robbery | 1 | Highway/Road/Alley/Street/Sidewalk | Anti-Black or African American | Individual | 1 | White | Not Hispanic or Latino |
| 29-Jun-16 | Henderson PD | Intimidation | 1 | Commercial/Office Building | Anti-White | Individual | 1 | Black or African American | Not Hispanic or Latino |
| 29-Jun-16 | Las Vegas Metro PD | Burglary | 1 | Residence/Home | Anti-Gay | Individual | 1 | Unknown | Unknown |
| 4-Jul-16 | North Las Vegas PD | Burglary | 1 | Residence/Home | Anti-Black or African American | Individual | 2 | Unknown | Unknown |
| 4-Jul-16 | North Las Vegas PD | Burglary | 1 | Residence/Home | Anti-Black or African American | Individual | | Unknown | Unknown |
| 13-Jul-16 | Henderson PD | Robbery | 1 | Government/Public Building | Anti-White | Individual | 3 | Black or African American | Unknown |
| 13-Jul-16 | Henderson PD | Aggravated Assault | 1 | Government/Public Building | Anti-White | Individual | | Black or African American | Unknown |
| 13-Jul-16 | Henderson PD | Destruction/Damange/Vandalism | 1 | Government/Public Building | Anti-White | Individual | | Black or African American | Unknown |
| 1-Aug-16 | North Las Vegas PD | Aggravated Assault | 1 | Residence/Home | Anti-Black or African American | Individual | 1 | Unknown | Unknown |
| 15-Aug-16 | Henderson PD | Simple Assault | 1 | Gambling Facility/Casino/Race Track | Anti-Black or African American | Individual | 1 | Unknown | Unknown |
| 23-Aug-16 | Henderson PD | Intimidation | 1 | Residence/Home | Anti-Black or African American | Individual | 1 | White | Not Hispanic or Latino |
| 23-Aug-16 | Las Vegas Metro PD | Intimidation | 1 | Church/Synagogue/Temple/Mosque | Anti-Other Christian | Individual | 1 | Unknown | Unknown |
| 25-Aug-16 | North Las Vegas PD | Motor Vehicle Theft | 1 | Residence/Home | Anti-Multiple Religions-Group | Individual | 1 | Unknown | Unknown |
| 6-Sep-16 | North Las Vegas PD | Aggravated Assault | 2 | Highway/Road/Alley/Street/Sidewalk | Anti-Black or African American | Individual | 1 | White | Unknown |
| 8-Sep-16 | Las Vegas Metro PD | Simple Assault | 1 | Restaurant | Anti-Hispanic or Latino | Individual | 1 | White | Unknown |
| 22-Sep-16 | Las Vegas Metro PD | Destruction/Damange/Vandalism | 1 | Residence/Home | Anti-Gay | Individual | 1 | Unknown | Unknown |



2016 Hate Crime Incidents^{cont...}

Jan 1, 2016 – Dec 31, 2016

| Date of Incident | Agency | Offense | Number of Victims | Location of Offense | Bias Motivation | Victim Type | Number of Offenses | Race of Offender | Ethnicity of Offender |
|------------------|--------------------|-------------------------------|-------------------|------------------------------------|---|----------------|--------------------|---------------------------|------------------------|
| 6-Oct-16 | Las Vegas Metro PD | Destruction/Damange/Vandalism | 1 | Government/Public Building | Anti-Black or African American | Business | 1 | Unknown | Unknown |
| 7-Oct-16 | Las Vegas Metro PD | Simple Assault | 1 | Highway/Road/Alley/Street/Sidewalk | Anti-Black or African American | Individual | 1 | Black or African American | Not Hispanic or Latino |
| 7-Oct-16 | Las Vegas Metro PD | Simple Assault | 1 | Air/Bus/Train Terminal | Anti-White | Individual | 1 | White | Not Hispanic or Latino |
| 15-Oct-16 | Las Vegas Metro PD | Destruction/Damange/Vandalism | 1 | Residence/Home | or Latino | Individual | 1 | White | Not Hispanic or Latino |
| 21-Oct-16 | Henderson PD | Destruction/Damange/Vandalism | 2 | Residence/Home | Anti-Black or African American | Individual/Gvt | 1 | Unknown | Unknown |
| 30-Oct-16 | Las Vegas Metro PD | Simple Assault | 1 | Residence/Home | Anti-White | Individual | 1 | Black or African American | Not Hispanic or Latino |
| 8-Nov-16 | Las Vegas Metro PD | Simple Assault | 1 | Highway/Road/Alley/Street/Sidewalk | Anti-Black or African American/Anti-Lesbian | Individual | 1 | White | Unknown |
| 14-Nov-16 | Las Vegas Metro PD | Simple Assault | 1 | Highway/Road/Alley/Street/Sidewalk | Anti-Black or African American | Individual | 1 | White | Not Hispanic or Latino |
| 22-Nov-16 | Henderson PD | Destruction/Damange/Vandalism | 1 | Highway/Road/Alley/Street/Sidewalk | Anti-Black or African American | Government | 1 | Unknown | Unknown |
| 28-Nov-16 | Las Vegas Metro PD | Simple Assault | 1 | Rental Storage Facility | Anti-Transgender | Individual | 1 | Unknown | Unknown |
| 1-Dec-16 | Las Vegas Metro PD | Simple Assault | 1 | Highway/Road/Alley/Street/Sidewalk | Anti-Lesbian | Individual | 1 | White | Not Hispanic or Latino |
| 12-Dec-16 | Las Vegas Metro PD | Aggravated Assault | 1 | Restaurant | Anti-Black or African American | Individual | 1 | White | Unknown |
| 19-Dec-16 | Reno PD | Simple Assault | 1 | Grocery/Supermarket | Anti-Islamic (Muslim) | Individual | 1 | White | Not Hispanic or Latino |

THIS PAGE WAS LEFT INTENTIONALLY BLANK



Stolen & Recovered Property



About Stolen & Recovered Values

This value does not include the value of property damaged due to vandalism, malicious mischief or arson.

Supplementary reports relating to stolen and recovered property provide information on the estimated value of such property. Investigating officers have the obligation to assess the value of property stolen and recovered in each crime index offense. Officers are guided by the following instructions:

1. Use the fair market value for articles that are subject to depreciation because of wear and tear, age, or other factors that cause the value to decrease with use.
2. Use the cost to the merchant (wholesale cost) of goods stolen from retail establishments, warehouses, etc. In other words, use the dollar value representing the actual cash loss to the victim without any markup or profit added.
3. Use the victim's evaluation of items such as jewelry, watches, and other similar goods that decrease in value slightly or not at all with use or age.
4. Use the replacement cost or actual cash cost to the victim for new or almost new clothes, auto accessories, bicycles, etc.
5. Use common sense and good judgment to dictate a fair market value of the stolen items when the victim obviously exaggerates the value of stolen property for insurance or other purposes.





Stolen & Recovered Property Values Statistics

| | Value | Value Recovered | Recovery Rate | % Change from 2015 | Value Recovered/1,000 Population |
|---|---------------|--------------------|---------------|-----------------------|--|
| Stolen Property (including MV Theft) | \$305,287,889 | \$87,769,427 | 28.75% | 7.58% | \$29,853 |
| Stolen Property (not including MV Theft) | \$191,107,075 | \$6,321,219 | 3.31% | 0.52% | \$2,150 |

Highest Value of Stolen Property

| | Value | % of Total |
|--------------------------------|---------------|------------|
| Locally Stolen Motor Vehicles | \$114,180,814 | 37.40% |
| Jewelry, Precious Metals | \$55,909,295 | 18.31% |
| Stolen Property Value Reported | \$305,292,948 | |

Highest Value of Recovered Property

| | | |
|-----------------------------------|--------------|--------|
| Locally Stolen Motor Vehicles | \$81,448,208 | 92.80% |
| Miscellaneous | \$2,715,929 | 3.09% |
| Recovered Property Value Reported | \$87,769,427 | |





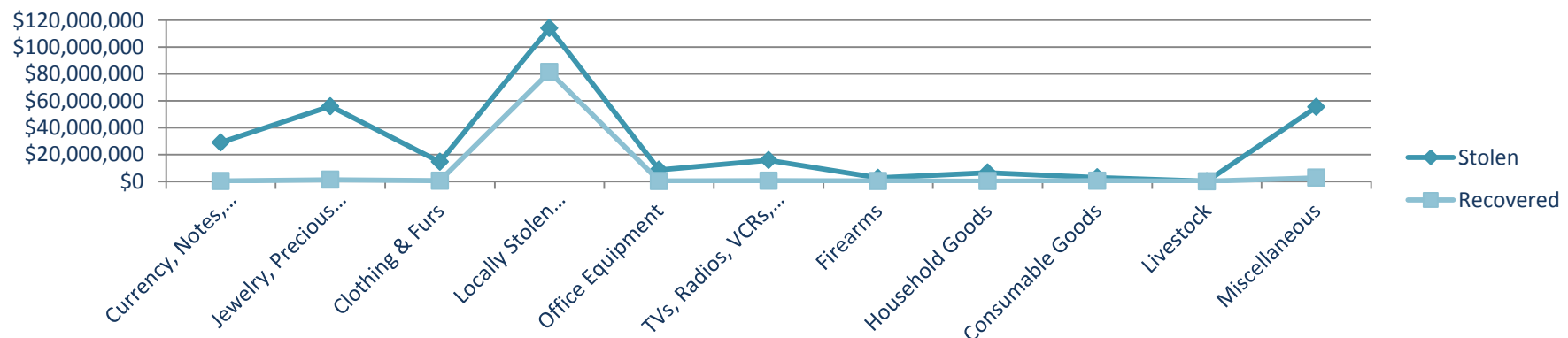
Value of Property of Stolen & Recovered By Property Type

5-yr Comparison: 2012 - 2016

| Property Type | 2012 | | 2013 | | 2014 | | 2015 | | 2016 | |
|-------------------------------|----------------------|---------------------|----------------------|---------------------|----------------------|---------------------|----------------------|---------------------|----------------------|---------------------|
| | Stolen | Recovered | Stolen | Recovered | Stolen | Recovered | Stolen | Recovered | Stolen | Recovered |
| Currency, Notes, Etc... | \$22,130,991 | \$262,460 | \$19,735,147 | \$308,757 | \$26,850,589 | \$205,694 | \$23,494,641 | \$856,129 | \$28,998,593 | \$245,098 |
| Jewelry, Precious Metals | \$50,282,135 | \$887,878 | \$46,862,356 | \$925,003 | \$55,514,920 | \$890,835 | \$54,625,406 | \$951,018 | \$55,909,295 | \$1,206,536 |
| Clothing & Furs | \$9,201,227 | \$363,243 | \$9,262,064 | \$369,655 | \$11,380,551 | \$338,723 | \$12,914,674 | \$513,789 | \$14,485,351 | \$507,053 |
| Locally Stolen Motor Vehicles | \$46,191,407 | \$22,351,780 | \$49,010,631 | \$19,556,509 | \$74,306,603 | \$16,028,216 | \$93,653,854 | \$67,718,079 | \$114,180,814 | \$81,448,208 |
| Office Equipment | \$10,924,361 | \$280,003 | \$10,573,750 | \$251,589 | \$10,825,936 | \$210,264 | \$20,072,955 | \$336,772 | \$8,570,045 | \$261,270 |
| TVs, Radios, VCRs, Cameras | \$14,568,248 | \$408,227 | \$14,344,320 | \$366,630 | \$13,143,947 | \$314,130 | \$13,971,143 | \$459,214 | \$15,764,554 | \$449,855 |
| Firearms | \$1,770,293 | \$147,484 | \$2,117,246 | \$117,688 | \$2,944,535 | \$181,265 | \$2,761,682 | \$319,515 | \$2,567,932 | \$306,273 |
| Household Goods | \$9,924,753 | \$205,183 | \$10,512,090 | \$191,097 | \$9,871,125 | \$187,037 | \$8,546,548 | \$166,407 | \$6,477,626 | \$166,446 |
| Consumable Goods | \$2,894,857 | \$200,388 | \$1,315,469 | \$194,617 | \$1,565,095 | \$226,700 | \$2,068,433 | \$222,008 | \$2,922,103 | \$455,235 |
| Livestock | \$39,623 | \$4,017 | \$95,654 | \$1,458 | \$12,444 | \$50 | \$14,220 | \$200 | \$41,187 | \$7,524 |
| Miscellaneous | \$73,148,716 | \$2,719,784 | \$52,908,194 | \$2,648,446 | \$100,677,841 | \$1,748,088 | \$51,645,586 | \$2,364,873 | \$55,375,448 | \$2,715,929 |
| Recovery Rate | | 11.5% | | 11.5% | | 6.6% | | 26.0% | | 28.7% |
| Total | \$241,076,611 | \$27,830,447 | \$216,736,921 | \$24,931,449 | \$307,093,586 | \$20,331,002 | \$283,769,142 | \$73,908,004 | \$305,292,948 | \$87,769,427 |

2016 Value of Property

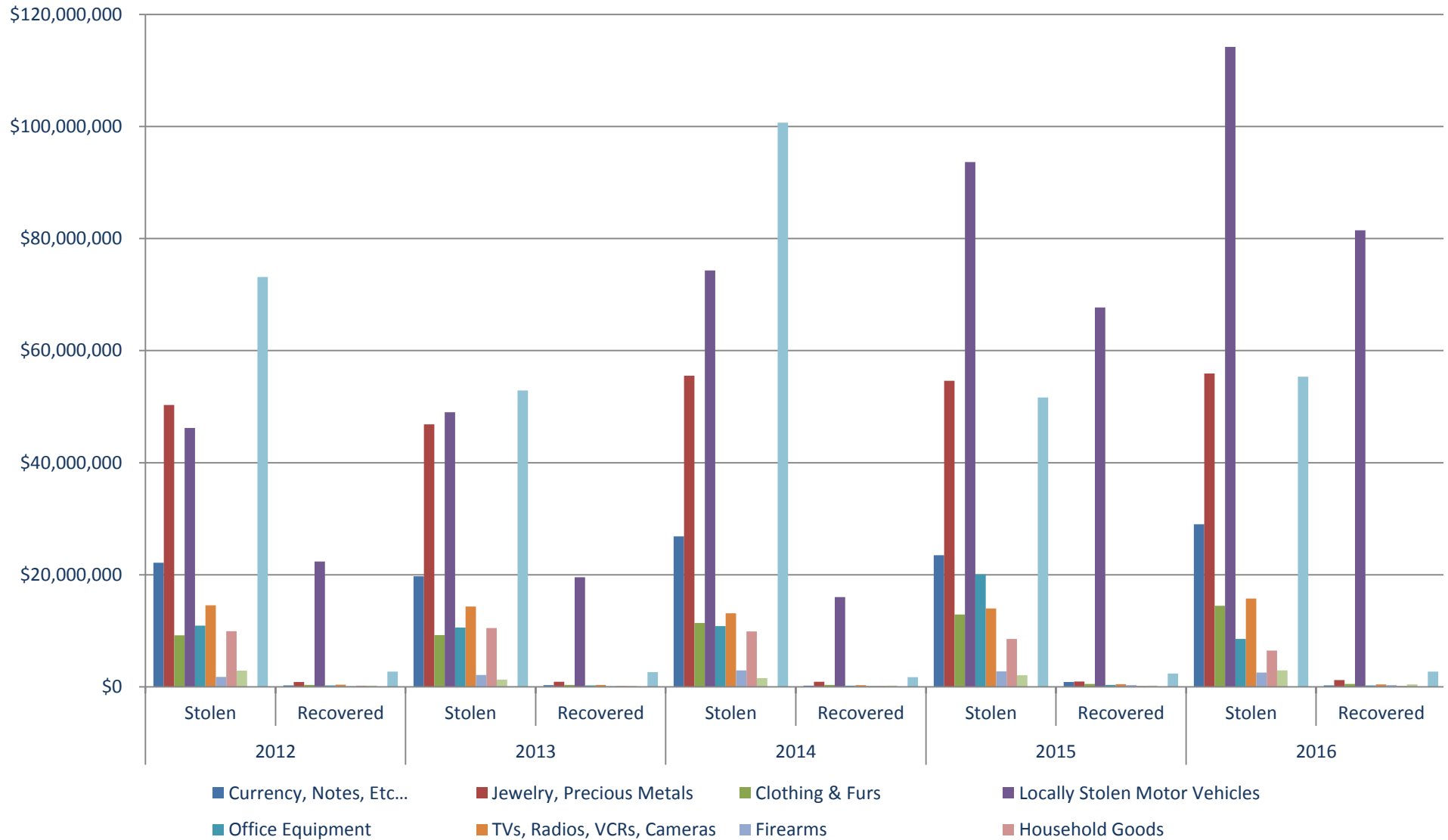
Stolen vs Recovered





Value of Property Stolen & Recovered By Property Type

5-yr Comparison: 2012 - 2016

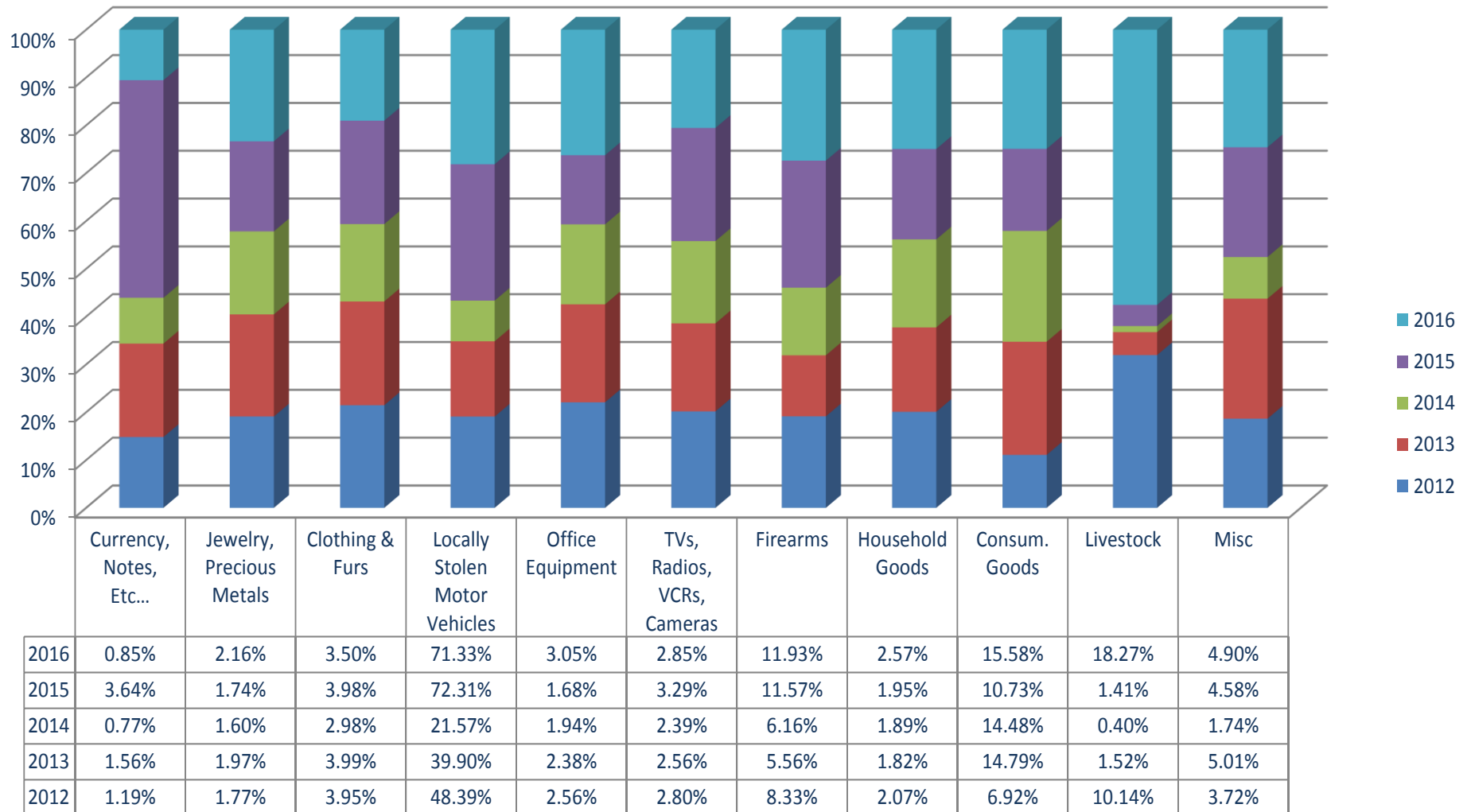




Recovery Rate by Property Type

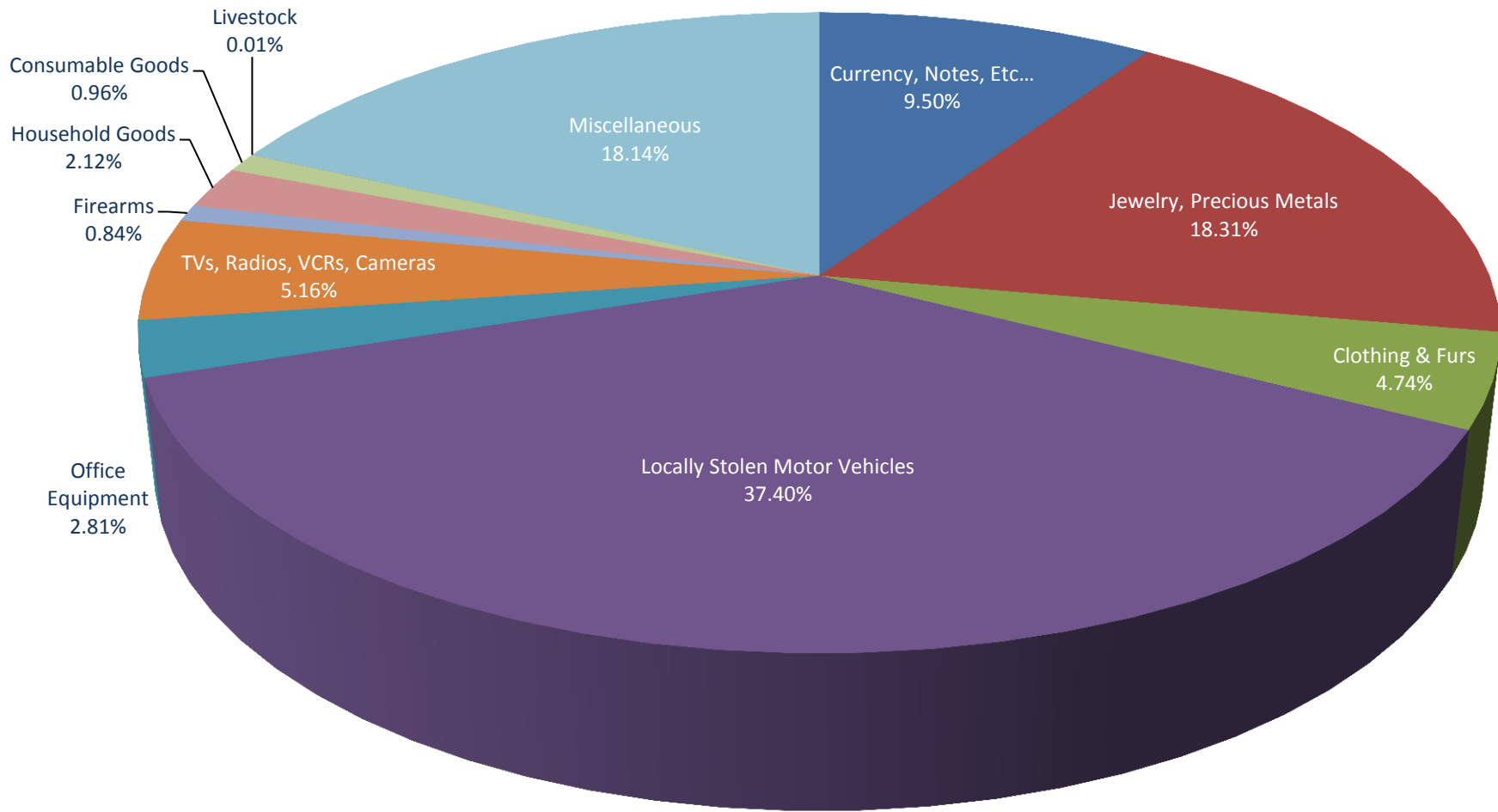
5-yr Comparison: 2012 - 2016

5-yr Comparison: 2012 - 2016





2016 Stolen Property by Type





2016 Stolen & Recovered Property Values

By Agency and County

| Property Type | Capitol Police | Statewide Agencies Total | Carson City Sheriff's Office | Carson County Total | Churchill County Sheriff's Office | Fallon Police Dept | Churchill County Total |
|------------------------------|----------------|--------------------------|------------------------------|---------------------|-----------------------------------|--------------------|------------------------|
| Currency | | | | | | | |
| Stolen | \$31 | \$31 | \$30,304 | \$30,304 | \$56,645 | \$280 | \$56,925 |
| Recovered | \$0 | \$0 | \$874 | \$874 | \$0 | \$150 | \$150 |
| % Recovered | 0.00% | 0.00% | 2.88% | 2.88% | 0.00% | 53.57% | 0.26% |
| Jewelry | | | | | | | |
| Stolen | \$0 | \$0 | \$155,971 | \$155,971 | \$31,591 | \$8,935 | \$40,526 |
| Recovered | \$0 | \$0 | \$14,847 | \$14,847 | \$5,000 | \$0 | \$5,000 |
| % Recovered | 0.00% | 0.00% | 9.52% | 9.52% | 15.83% | 0.00% | 12.34% |
| Clothing | | | | | | | |
| Stolen | \$0 | \$0 | \$17,975 | \$17,975 | \$645 | \$147 | \$792 |
| Recovered | \$0 | \$0 | \$626 | \$626 | \$146 | \$7 | \$153 |
| % Recovered | 0.00% | 0.00% | 3.48% | 3.48% | 22.64% | 4.76% | 19.32% |
| Motor Vehicle | | | | | | | |
| Stolen | \$2,163 | \$2,163 | \$711,071 | \$711,071 | \$161,039 | \$5,500 | \$166,539 |
| Recovered | \$1 | \$1 | \$441,647 | \$441,647 | \$162,800 | \$0 | \$162,800 |
| % Recovered | 0.05% | 0.05% | 62.11% | 62.11% | 101.09% | 0.00% | 97.75% |
| Office Equipment | | | | | | | |
| Stolen | \$240 | \$240 | \$29,189 | \$29,189 | \$0 | \$0 | \$0 |
| Recovered | \$0 | \$0 | \$3,959 | \$3,959 | \$0 | \$0 | \$0 |
| % Recovered | 0.00% | 0.00% | 13.56% | 13.56% | 0.00% | 0.00% | 0.00% |
| TV, VCR, Camera, Etc. | | | | | | | |
| Stolen | \$0 | \$0 | \$34,319 | \$34,319 | \$6,012 | \$7,383 | \$13,395 |
| Recovered | \$0 | \$0 | \$3,608 | \$3,608 | \$340 | \$61 | \$401 |
| % Recovered | 0.00% | 0.00% | 10.51% | 10.51% | 5.66% | 0.83% | 2.99% |
| Firearm | | | | | | | |
| Stolen | \$0 | \$0 | \$13,464 | \$13,464 | \$8,747 | \$465 | \$9,212 |
| Recovered | \$0 | \$0 | \$900 | \$900 | \$3,550 | \$0 | \$3,550 |
| % Recovered | 0.00% | 0.00% | 6.68% | 6.68% | 40.59% | 0.00% | 38.54% |
| Household Goods | | | | | | | |
| Stolen | \$250 | \$250 | \$18,909 | \$18,909 | \$2,370 | \$1,223 | \$3,593 |
| Recovered | \$0 | \$0 | \$697 | \$697 | \$0 | \$104 | \$104 |
| % Recovered | 0.00% | 0.00% | 3.69% | 3.69% | 0.00% | 8.50% | 2.89% |
| Consumable Goods | | | | | | | |
| Stolen | \$10 | \$10 | \$17,708 | \$17,708 | \$2,151 | \$676 | \$2,827 |
| Recovered | \$0 | \$0 | \$12,673 | \$12,673 | \$700 | \$109 | \$809 |
| % Recovered | 0.00% | 0.00% | 71.57% | 71.57% | 32.54% | 16.12% | 28.62% |
| Livestock | | | | | | | |
| Stolen | \$0 | \$0 | \$300 | \$300 | \$0 | \$0 | \$0 |
| Recovered | \$0 | \$0 | \$0 | \$0 | \$0 | \$0 | \$0 |
| % Recovered | 0.00% | 0.00% | 0.00% | 0.00% | 0.00% | 0.00% | 0.00% |
| Misc. | | | | | | | |
| Stolen | \$6,474 | \$6,474 | \$520,256 | \$520,256 | \$120,920 | \$18,065 | \$138,985 |
| Recovered | \$0 | \$0 | \$47,395 | \$47,395 | \$7,221 | \$3,999 | \$11,220 |
| % Recovered | 0.00% | 0.00% | 9.11% | 9.11% | 5.97% | 22.14% | 8.07% |

TOTALS

| | | | | | | | |
|-------------|---------|---------|-------------|-------------|-----------|----------|-----------|
| Stolen | \$9,168 | \$9,168 | \$1,549,466 | \$1,549,466 | \$390,120 | \$42,674 | \$432,794 |
| Recovered | \$1 | \$1 | \$527,226 | \$527,226 | \$179,757 | \$4,430 | \$184,187 |
| % Recovered | 0.01% | 0.01% | 34.03% | 34.03% | 46.08% | 10.38% | 42.56% |



2016 Stolen & Recovered Property Values cont..

By Agency and County

| Property Type | Boulder City Police Dept | Clark County School District Police Dept | College of Southern Nevada | Henderson Police Dept | Las Vegas Metro Police Dept | Mesquite Police Dept | North Las Vegas Police Dept | UNLV Police Dept | Clark County Total |
|------------------------------|--------------------------|--|----------------------------|-----------------------|-----------------------------|----------------------|-----------------------------|------------------|--------------------|
| Currency | | | | | | | | | |
| Stolen | \$31,863 | \$36,741 | \$0 | \$2,268,795 | \$16,877,096 | \$10,648 | \$1,847,363 | \$5,074 | \$21,077,580 |
| Recovered | \$3,041 | \$448 | \$0 | \$29,213 | \$133,823 | \$60 | \$4,202 | \$28 | \$170,815 |
| % Recovered | 9.54% | 1.22% | 0.00% | 1.29% | 0.79% | 0.56% | 0.23% | 0.55% | 0.81% |
| Jewelry | | | | | | | | | |
| Stolen | \$11,840 | \$72,314 | \$0 | \$3,481,955 | \$47,175,933 | \$21,378 | \$1,782,434 | \$23,720 | \$52,569,574 |
| Recovered | \$4,400 | \$1,481 | \$0 | \$63,606 | \$443,405 | \$1,283 | \$99,469 | \$0 | \$613,644 |
| % Recovered | 37.16% | 2.05% | 0.00% | 1.83% | 0.94% | 6.00% | 5.58% | 0.00% | 1.17% |
| Clothing | | | | | | | | | |
| Stolen | \$6,775 | \$14,591 | \$0 | \$1,095,337 | \$12,006,730 | \$840 | \$611,017 | \$14,426 | \$13,749,716 |
| Recovered | \$935 | \$2,155 | \$0 | \$81,629 | \$330,844 | \$152 | \$15,634 | \$305 | \$431,654 |
| % Recovered | 13.80% | 14.77% | 0.00% | 7.45% | 2.76% | 18.10% | 2.56% | 2.11% | 3.14% |
| Motor Vehicle | | | | | | | | | |
| Stolen | \$117,254 | \$133,873 | \$7,900 | \$7,896,899 | \$76,851,105 | \$163,193 | \$9,385,912 | \$232,430 | \$94,788,566 |
| Recovered | \$73,254 | \$5,000 | \$6,500 | \$5,358,673 | \$59,437,671 | \$51,000 | \$6,614,966 | \$196,730 | \$71,743,794 |
| % Recovered | 62.47% | 3.73% | 82.28% | 67.86% | 77.34% | 31.25% | 70.48% | 84.64% | 75.69% |
| Office Equipment | | | | | | | | | |
| Stolen | \$250 | \$100,825 | \$0 | \$710,264 | \$5,794,430 | \$40 | \$740,902 | \$0 | \$7,346,711 |
| Recovered | \$0 | \$25,280 | \$0 | \$47,265 | \$71,139 | \$40 | \$62,799 | \$0 | \$206,523 |
| % Recovered | 0.00% | 25.07% | 0.00% | 6.65% | 1.23% | 100.00% | 8.48% | 0.00% | 2.81% |
| TV, VCR, Camera, Etc. | | | | | | | | | |
| Stolen | \$6,760 | \$25,379 | \$0 | \$479,519 | \$13,547,684 | \$3,222 | \$711,131 | \$123,441 | \$14,897,136 |
| Recovered | \$1,315 | \$5,870 | \$0 | \$63,070 | \$186,462 | \$0 | \$148,440 | \$3,264 | \$408,421 |
| % Recovered | 19.45% | 23.13% | 0.00% | 13.15% | 1.38% | 0.00% | 20.87% | 2.64% | 2.74% |
| Firearm | | | | | | | | | |
| Stolen | \$8,433 | \$7,700 | \$0 | \$271,401 | \$1,501,407 | \$5,770 | \$201,331 | \$0 | \$1,996,042 |
| Recovered | \$4,385 | \$1,000 | \$0 | \$50,494 | \$110,022 | \$4,766 | \$74,805 | \$0 | \$245,472 |
| % Recovered | 52.00% | 12.99% | 0.00% | 18.60% | 7.33% | 82.60% | 37.16% | 0.00% | 12.30% |
| Household Goods | | | | | | | | | |
| Stolen | \$24,789 | \$7,902 | \$0 | \$412,764 | \$4,967,691 | \$1,761 | \$567,057 | \$0 | \$5,981,964 |
| Recovered | \$0 | \$744 | \$0 | \$13,636 | \$36,755 | \$8,816 | \$23,430 | \$0 | \$83,381 |
| % Recovered | 0.00% | 9.42% | 0.00% | 3.30% | 0.74% | 500.62% | 4.13% | 0.00% | 1.39% |
| Consumable Goods | | | | | | | | | |
| Stolen | \$5,847 | \$2,073 | \$0 | \$382,340 | \$1,822,940 | \$4,587 | \$608,380 | \$1,219 | \$2,827,386 |
| Recovered | \$0 | \$195 | \$0 | \$77,627 | \$78,562 | \$478 | \$272,198 | \$15 | \$429,075 |
| % Recovered | 0.00% | 9.41% | 0.00% | 20.30% | 4.31% | 10.42% | 44.74% | 1.23% | 15.18% |
| Livestock | | | | | | | | | |
| Stolen | \$0 | \$0 | \$0 | \$8,018 | \$4,175 | \$0 | \$200 | \$0 | \$12,393 |
| Recovered | \$0 | \$4,065 | \$0 | \$0 | \$875 | \$0 | \$200 | \$0 | \$5,140 |
| % Recovered | 0.00% | 0.00% | 0.00% | 0.00% | 20.96% | 0.00% | 100.00% | 0.00% | 41.48% |
| Misc. | | | | | | | | | |
| Stolen | \$135,112 | \$447,822 | \$8,974 | \$7,462,156 | \$33,187,635 | \$91,013 | \$3,712,663 | \$46,701 | \$45,092,076 |
| Recovered | \$12,155 | \$51,916 | \$7,000 | \$472,285 | \$892,151 | \$8,472 | \$340,390 | \$11,762 | \$1,796,131 |
| % Recovered | 9.00% | 11.59% | 78.00% | 6.33% | 2.69% | 9.31% | 9.17% | 25.19% | 3.98% |

TOTALS

| | | | | | | | | | |
|-------------|-----------|-----------|----------|--------------|---------------|-----------|--------------|-----------|---------------|
| Stolen | \$348,923 | \$849,220 | \$16,874 | \$24,469,448 | \$213,736,826 | \$302,452 | \$20,168,390 | \$447,011 | \$260,339,144 |
| Recovered | \$99,485 | \$98,154 | \$13,500 | \$6,257,498 | \$61,721,709 | \$75,067 | \$7,656,533 | \$212,104 | \$76,134,050 |
| % Recovered | 28.51% | 11.56% | 80.00% | 25.57% | 28.88% | 24.82% | 37.96% | 47.45% | 29.24% |



2016 Stolen & Recovered Property Values cont..

By Agency and County

| Property Type | Douglas County Sheriff's Office | Douglas County Total | Carlin Police Dept | Elko County Sheriff's Office | Elko Police Dept | West Wendover Police Dept | Elko County Total | Esmeralda County Sheriff's Office | Esmeralda County Total |
|------------------------------|---------------------------------|----------------------|--------------------|------------------------------|------------------|---------------------------|-------------------|-----------------------------------|------------------------|
| Currency | | | | | | | | | |
| Stolen | \$64,112 | \$64,112 | \$12 | \$59,974 | \$148,213 | \$36,080 | \$244,279 | \$0 | \$0 |
| Recovered | \$201 | \$201 | \$0 | \$1,363 | \$7,444 | \$0 | \$8,807 | \$0 | \$0 |
| % Recovered | 0.31% | 0.31% | 0.00% | 2.27% | 5.02% | 0.00% | 3.61% | 0.00% | 0.00% |
| Jewelry | | | | | | | | | |
| Stolen | \$124,527 | \$124,527 | \$0 | \$99,407 | \$60,697 | \$10,510 | \$170,614 | \$0 | \$0 |
| Recovered | \$373 | \$373 | \$0 | \$1,325 | \$542 | \$0 | \$1,867 | \$0 | \$0 |
| % Recovered | 0.30% | 0.30% | 0.00% | 1.33% | 0.89% | 0.00% | 1.09% | 0.00% | 0.00% |
| Clothing | | | | | | | | | |
| Stolen | \$35,592 | \$35,592 | \$0 | \$1,538 | \$25,274 | \$470 | \$27,282 | \$0 | \$0 |
| Recovered | \$1,914 | \$1,914 | \$0 | \$28 | \$427 | \$40 | \$495 | \$0 | \$0 |
| % Recovered | 5.38% | 5.38% | 0.00% | 1.82% | 1.69% | 8.51% | 1.81% | 0.00% | 0.00% |
| Motor Vehicle | | | | | | | | | |
| Stolen | \$184,350 | \$184,350 | \$2,150 | \$294,540 | \$344,540 | \$111,000 | \$752,230 | \$0 | \$0 |
| Recovered | \$91,250 | \$91,250 | \$2,150 | \$208,652 | \$218,500 | \$84,000 | \$513,302 | \$0 | \$0 |
| % Recovered | 49.50% | 49.50% | 100.00% | 70.84% | 63.42% | 75.68% | 68.24% | 0.00% | 0.00% |
| Office Equipment | | | | | | | | | |
| Stolen | \$705 | \$705 | \$89 | \$0 | \$0 | \$210 | \$299 | \$0 | \$0 |
| Recovered | \$50 | \$50 | \$0 | \$0 | \$0 | \$0 | \$0 | \$0 | \$0 |
| % Recovered | 7.09% | 7.09% | 0.00% | 0.00% | 0.00% | 0.00% | 0.00% | 0.00% | 0.00% |
| TV, VCR, Camera, Etc. | | | | | | | | | |
| Stolen | \$19,907 | \$19,907 | \$2,687 | \$801 | \$79,444 | \$4,250 | \$87,182 | \$0 | \$0 |
| Recovered | \$2,391 | \$2,391 | \$0 | \$0 | \$2,090 | \$0 | \$2,090 | \$0 | \$0 |
| % Recovered | 12.01% | 12.01% | 0.00% | 0.00% | 2.63% | 0.00% | 2.40% | 0.00% | 0.00% |
| Firearm | | | | | | | | | |
| Stolen | \$18,467 | \$18,467 | \$500 | \$20,999 | \$22,003 | \$200 | \$43,702 | \$0 | \$0 |
| Recovered | \$3,732 | \$3,732 | \$0 | \$1,240 | \$7,643 | \$0 | \$8,883 | \$0 | \$0 |
| % Recovered | 20.21% | 20.21% | 0.00% | 5.91% | 34.74% | 0.00% | 20.33% | 0.00% | 0.00% |
| Household Goods | | | | | | | | | |
| Stolen | \$29,612 | \$29,612 | \$1,626 | \$3,384 | \$4,585 | \$1,030 | \$10,625 | \$0 | \$0 |
| Recovered | \$2,204 | \$2,204 | \$0 | \$8 | \$246 | \$0 | \$254 | \$0 | \$0 |
| % Recovered | 7.44% | 7.44% | 0.00% | 0.24% | 5.37% | 0.00% | 2.39% | 0.00% | 0.00% |
| Consumable Goods | | | | | | | | | |
| Stolen | \$11,865 | \$11,865 | \$177 | \$229 | \$6,620 | \$100 | \$7,126 | \$0 | \$0 |
| Recovered | \$2,707 | \$2,707 | \$0 | \$49 | \$369 | \$0 | \$418 | \$0 | \$0 |
| % Recovered | 22.82% | 22.82% | 0.00% | 21.40% | 5.57% | 0.00% | 5.87% | 0.00% | 0.00% |
| Livestock | | | | | | | | | |
| Stolen | \$0 | \$0 | \$0 | \$1,784 | \$140 | \$0 | \$1,924 | \$0 | \$0 |
| Recovered | \$0 | \$0 | \$0 | \$17 | \$5 | \$0 | \$22 | \$0 | \$0 |
| % Recovered | 0.00% | 0.00% | 0.00% | 0.95% | 3.57% | 0.00% | 1.14% | 0.00% | 0.00% |
| Misc. | | | | | | | | | |
| Stolen | \$414,166 | \$414,166 | \$19,916 | \$99,197 | \$235,703 | \$39,080 | \$393,896 | \$200 | \$200 |
| Recovered | \$69,174 | \$69,174 | \$384 | \$11,940 | \$41,707 | \$2,624 | \$56,655 | \$0 | \$0 |
| % Recovered | 16.70% | 16.70% | 1.93% | 12.04% | 17.69% | 6.71% | 14.38% | 0.00% | 0.00% |

TOTALS

| | | | | | | | | | |
|-------------|-----------|-----------|----------|-----------|-----------|-----------|-------------|-------|-------|
| Stolen | \$903,303 | \$903,303 | \$27,157 | \$581,853 | \$927,219 | \$202,930 | \$1,739,159 | \$200 | \$200 |
| Recovered | \$173,996 | \$173,996 | \$2,534 | \$224,622 | \$278,973 | \$86,664 | \$592,793 | \$0 | \$0 |
| % Recovered | 19.26% | 19.26% | 9.33% | 38.60% | 30.09% | 42.71% | 34.09% | 0.00% | 0.00% |



2016 Stolen & Recovered Property Values cont..

By Agency and County

| Property Type | Eureka County Sheriff's Office | Eureka County Total | Humboldt County School Dis. Police Dept | Humboldt County Sheriff's Office | Winnemucca Police Dept | Humboldt County Total |
|------------------------------|--------------------------------|---------------------|---|----------------------------------|------------------------|-----------------------|
| Currency | | | | | | |
| Stolen | \$1,297 | \$1,297 | \$0 | \$20,150 | \$5,674 | \$25,824 |
| Recovered | \$7,038 | \$7,038 | \$0 | \$0 | \$398 | \$398 |
| % Recovered | 542.64% | 542.64% | 0.00% | 0.00% | 7.01% | 1.54% |
| Jewelry | | | | | | |
| Stolen | \$13,723 | \$13,723 | \$0 | \$0 | \$4,100 | \$4,100 |
| Recovered | \$1,347 | \$1,347 | \$0 | \$0 | \$4,100 | \$4,100 |
| % Recovered | 9.82% | 9.82% | 0.00% | 0.00% | 100.00% | 100.00% |
| Clothing | | | | | | |
| Stolen | \$1,385 | \$1,385 | \$0 | \$150 | \$2,996 | \$3,146 |
| Recovered | \$500 | \$500 | \$0 | \$0 | \$597 | \$597 |
| % Recovered | 36.10% | 36.10% | 0.00% | 0.00% | 19.93% | 18.98% |
| Motor Vehicle | | | | | | |
| Stolen | \$75,000 | \$75,000 | \$0 | \$27,001 | \$27,523 | \$54,524 |
| Recovered | \$0 | \$0 | \$0 | \$24,251 | \$56,700 | \$80,951 |
| % Recovered | 0.00% | 0.00% | 0.00% | 89.82% | 206.01% | 148.47% |
| Office Equipment | | | | | | |
| Stolen | \$0 | \$0 | \$0 | \$3,089 | \$1,632 | \$4,721 |
| Recovered | \$0 | \$0 | \$0 | \$1,210 | \$0 | \$1,210 |
| % Recovered | 0.00% | 0.00% | 0.00% | 39.17% | 0.00% | 25.63% |
| TV, VCR, Camera, Etc. | | | | | | |
| Stolen | \$160 | \$160 | \$0 | \$960 | \$5,709 | \$6,669 |
| Recovered | \$0 | \$0 | \$0 | \$0 | \$2,991 | \$2,991 |
| % Recovered | 0.00% | 0.00% | 0.00% | 0.00% | 52.39% | 44.85% |
| Firearm | | | | | | |
| Stolen | \$1,764 | \$1,764 | \$0 | \$13,453 | \$9,804 | \$23,257 |
| Recovered | \$250 | \$250 | \$0 | \$1,150 | \$2,108 | \$3,258 |
| % Recovered | 14.17% | 14.17% | 0.00% | 8.55% | 21.50% | 14.01% |
| Household Goods | | | | | | |
| Stolen | \$1,185 | \$1,185 | \$0 | \$3,156 | \$100 | \$3,256 |
| Recovered | \$235 | \$235 | \$0 | \$1 | \$35 | \$36 |
| % Recovered | 19.83% | 19.83% | 0.00% | 0.03% | 35.00% | 1.11% |
| Consumable Goods | | | | | | |
| Stolen | \$73 | \$73 | \$0 | \$179 | \$506 | \$685 |
| Recovered | \$0 | \$0 | \$0 | \$0 | \$456 | \$456 |
| % Recovered | 0.00% | 0.00% | 0.00% | 0.00% | 90.12% | 66.57% |
| Livestock | | | | | | |
| Stolen | \$0 | \$0 | \$0 | \$0 | \$0 | \$0 |
| Recovered | \$0 | \$0 | \$0 | \$0 | \$0 | \$0 |
| % Recovered | 0.00% | 0.00% | 0.00% | 0.00% | 0.00% | 0.00% |
| Misc. | | | | | | |
| Stolen | \$10,930 | \$10,930 | \$0 | \$112,199 | \$50,762 | \$162,961 |
| Recovered | \$1,020 | \$1,020 | \$0 | \$28,355 | \$25,320 | \$53,675 |
| % Recovered | 9.33% | 9.33% | 0.00% | 25.27% | 49.88% | 32.94% |

TOTALS

| | | | | | | |
|-------------|-----------|-----------|-------|-----------|-----------|-----------|
| Stolen | \$105,517 | \$105,517 | \$0 | \$180,337 | \$108,806 | \$289,143 |
| Recovered | \$10,390 | \$10,390 | \$0 | \$54,967 | \$92,705 | \$147,672 |
| % Recovered | 9.85% | 9.85% | 0.00% | 30.48% | 85.20% | 51.07% |



2016 Stolen & Recovered Property Values cont..

By Agency and County

| Property Type | Lander County Sheriff's Office | Lander County Total | Lincoln County Sheriff's Office | Lincoln County Total | Lyon County Sheriff's Office | Yerington Police Dept | Lyon County Total |
|------------------------------|--------------------------------|---------------------|---------------------------------|----------------------|------------------------------|-----------------------|-------------------|
| Currency | | | | | | | |
| Stolen | \$18,402 | \$9,154 | \$6,158 | \$6,158 | \$60,166 | \$0 | \$60,166 |
| Recovered | \$191 | \$100 | \$6,158 | \$6,158 | \$24,300 | \$0 | \$24,300 |
| % Recovered | 1.04% | 1.09% | 100.00% | 100.00% | 40.39% | 0.00% | 40.39% |
| Jewelry | | | | | | | |
| Stolen | \$86,679 | \$110,391 | \$480 | \$480 | \$69,496 | \$0 | \$69,496 |
| Recovered | \$3,179 | \$101,140 | \$485 | \$485 | \$7,150 | \$0 | \$7,150 |
| % Recovered | 3.67% | 91.62% | 101.04% | 101.04% | 10.29% | 0.00% | 10.29% |
| Clothing | | | | | | | |
| Stolen | \$60 | \$180 | \$615 | \$615 | \$4,369 | \$0 | \$4,369 |
| Recovered | \$1,060 | \$0 | \$340 | \$340 | \$20,929 | \$0 | \$20,929 |
| % Recovered | 1766.67% | 0.00% | 55.28% | 55.28% | 479.03% | 0.00% | 479.03% |
| Motor Vehicle | | | | | | | |
| Stolen | \$70,253 | \$57,000 | \$0 | \$0 | \$384,723 | \$0 | \$384,723 |
| Recovered | \$2,001 | \$8,000 | \$0 | \$0 | \$252,201 | \$0 | \$252,201 |
| % Recovered | 2.85% | 14.04% | 0.00% | 0.00% | 65.55% | 0.00% | 65.55% |
| Office Equipment | | | | | | | |
| Stolen | \$4,008 | \$0 | \$0 | \$0 | \$503 | \$0 | \$503 |
| Recovered | \$0 | \$0 | \$0 | \$0 | \$0 | \$0 | \$0 |
| % Recovered | 0.00% | 0.00% | 0.00% | 0.00% | 0.00% | 0.00% | 0.00% |
| TV, VCR, Camera, Etc. | | | | | | | |
| Stolen | \$7,237 | \$8,580 | \$1,000 | \$1,000 | \$11,023 | \$0 | \$11,023 |
| Recovered | \$1,825 | \$0 | \$500 | \$500 | \$610 | \$0 | \$610 |
| % Recovered | 25.22% | 0.00% | 50.00% | 50.00% | 5.53% | 0.00% | 5.53% |
| Firearm | | | | | | | |
| Stolen | \$3,840 | \$1,100 | \$2,576 | \$2,576 | \$41,255 | \$0 | \$41,255 |
| Recovered | \$600 | \$0 | \$1,450 | \$1,450 | \$8,685 | \$0 | \$8,685 |
| % Recovered | 15.63% | 0.00% | 56.29% | 56.29% | 21.05% | 0.00% | 21.05% |
| Household Goods | | | | | | | |
| Stolen | \$2,319 | \$1,473 | \$0 | \$0 | \$13,951 | \$0 | \$13,951 |
| Recovered | \$0 | \$8 | \$0 | \$0 | \$794 | \$0 | \$794 |
| % Recovered | 0.00% | 0.54% | 0.00% | 0.00% | 5.69% | 0.00% | 5.69% |
| Consumable Goods | | | | | | | |
| Stolen | \$2,391 | \$1,318 | \$25 | \$25 | \$4,518 | \$0 | \$4,518 |
| Recovered | \$411 | \$87 | \$25 | \$25 | \$246 | \$0 | \$246 |
| % Recovered | 17.19% | 6.60% | 100.00% | 100.00% | 5.44% | 0.00% | 5.44% |
| Livestock | | | | | | | |
| Stolen | \$0 | \$0 | \$0 | \$0 | \$22,170 | \$0 | \$22,170 |
| Recovered | \$0 | \$2 | \$0 | \$0 | \$2,360 | \$0 | \$2,360 |
| % Recovered | 0.00% | 0.00% | 0.00% | 0.00% | 10.65% | 0.00% | 10.65% |
| Misc. | | | | | | | |
| Stolen | \$32,470 | \$53,367 | \$6,550 | \$6,550 | \$212,703 | \$0 | \$212,703 |
| Recovered | \$3,361 | \$7,675 | \$4,460 | \$4,460 | \$27,483 | \$0 | \$27,483 |
| % Recovered | 10.35% | 14.38% | 68.09% | 68.09% | 12.92% | 0.00% | 12.92% |

TOTALS

| | | | | | | | |
|-------------|-----------|-----------|----------|----------|-----------|-------|-----------|
| Stolen | \$227,659 | \$242,563 | \$17,404 | \$17,404 | \$824,877 | \$0 | \$824,877 |
| Recovered | \$12,628 | \$117,012 | \$13,418 | \$13,418 | \$344,758 | \$0 | \$344,758 |
| % Recovered | 5.55% | 48.24% | 77.10% | 77.10% | 41.80% | 0.00% | 41.80% |



2016 Stolen & Recovered Property Values cont..

By Agency and County

| Property Type | Mineral County Sheriff's Office | Mineral County Total | Nye County Sheriff's Office | Nye County Total | Lovelock Police Dept | Pershing County Sheriff's Office | Pershing County Total |
|------------------------------|---------------------------------|----------------------|-----------------------------|------------------|----------------------|----------------------------------|-----------------------|
| Currency | | | | | | | |
| Stolen | \$832 | \$832 | \$165,041 | \$165,041 | \$3,880 | \$740 | \$4,620 |
| Recovered | \$752 | \$752 | \$347 | \$347 | \$0 | \$0 | \$0 |
| % Recovered | 90.38% | 90.38% | 0.21% | 0.21% | 0.00% | 0.00% | 0.00% |
| Jewelry | | | | | | | |
| Stolen | \$0 | \$0 | \$144,922 | \$144,922 | \$450 | \$500 | \$950 |
| Recovered | \$0 | \$0 | \$6,324 | \$6,324 | \$150 | \$0 | \$150 |
| % Recovered | 0.00% | 0.00% | 4.36% | 4.36% | 33.33% | 0.00% | 15.79% |
| Clothing | | | | | | | |
| Stolen | \$0 | \$0 | \$31,240 | \$31,240 | \$20 | \$214 | \$234 |
| Recovered | \$0 | \$0 | \$1,472 | \$1,472 | \$0 | \$0 | \$0 |
| % Recovered | 0.00% | 0.00% | 4.71% | 4.71% | 0.00% | 0.00% | 0.00% |
| Motor Vehicle | | | | | | | |
| Stolen | \$129,232 | \$129,232 | \$512,297 | \$512,297 | \$90,000 | \$0 | \$90,000 |
| Recovered | \$240,148 | \$240,148 | \$309,123 | \$309,123 | \$0 | \$0 | \$0 |
| % Recovered | 185.83% | 185.83% | 60.34% | 60.34% | 0.00% | 0.00% | 0.00% |
| Office Equipment | | | | | | | |
| Stolen | \$50 | \$50 | \$3,675 | \$3,675 | \$0 | \$2,700 | \$2,700 |
| Recovered | \$0 | \$0 | \$0 | \$0 | \$0 | \$0 | \$0 |
| % Recovered | 0.00% | 0.00% | 0.00% | 0.00% | 0.00% | 0.00% | 0.00% |
| TV, VCR, Camera, Etc. | | | | | | | |
| Stolen | \$0 | \$0 | \$45,852 | \$45,852 | \$800 | \$12,000 | \$12,800 |
| Recovered | \$0 | \$0 | \$2,816 | \$2,816 | \$200 | \$0 | \$200 |
| % Recovered | 0.00% | 0.00% | 6.14% | 6.14% | 25.00% | 0.00% | 1.56% |
| Firearm | | | | | | | |
| Stolen | \$0 | \$0 | \$54,630 | \$54,630 | \$3,135 | \$1,850 | \$4,985 |
| Recovered | \$0 | \$0 | \$3,600 | \$3,600 | \$600 | \$0 | \$600 |
| % Recovered | 0.00% | 0.00% | 6.59% | 6.59% | 19.14% | 0.00% | 12.04% |
| Household Goods | | | | | | | |
| Stolen | \$600 | \$600 | \$96,172 | \$96,172 | \$0 | \$100 | \$100 |
| Recovered | \$600 | \$600 | \$21,868 | \$21,868 | \$15 | \$0 | \$15 |
| % Recovered | 100.00% | 100.00% | 22.74% | 22.74% | 0.00% | 0.00% | 15.00% |
| Consumable Goods | | | | | | | |
| Stolen | \$132 | \$132 | \$1,291 | \$1,281 | \$729 | \$0 | \$729 |
| Recovered | \$0 | \$0 | \$32 | \$32 | \$432 | \$0 | \$432 |
| % Recovered | 0.00% | 0.00% | 2.48% | 2.50% | 59.26% | 0.00% | 59.26% |
| Livestock | | | | | | | |
| Stolen | \$0 | \$0 | \$500 | \$500 | \$0 | \$0 | \$0 |
| Recovered | \$0 | \$0 | \$0 | \$0 | \$0 | \$0 | \$0 |
| % Recovered | 0.00% | 0.00% | 0.00% | 0.00% | 0.00% | 0.00% | 0.00% |
| Misc. | | | | | | | |
| Stolen | \$15,000 | \$15,000 | \$779,153 | \$779,153 | \$8,951 | \$233,113 | \$242,064 |
| Recovered | \$0 | \$0 | \$67,823 | \$67,823 | \$100 | \$226,174 | \$226,274 |
| % Recovered | 0.00% | 0.00% | 8.70% | 8.70% | 1.12% | 97.02% | 93.48% |

TOTALS

| | | | | | | | |
|-------------|-----------|-----------|-------------|-------------|-----------|-----------|-----------|
| Stolen | \$145,846 | \$145,846 | \$1,834,773 | \$1,834,763 | \$107,965 | \$251,217 | \$359,182 |
| Recovered | \$241,500 | \$241,500 | \$413,405 | \$413,405 | \$1,497 | \$226,174 | \$227,671 |
| % Recovered | 165.59% | 165.59% | 22.53% | 22.53% | 1.39% | 90.03% | 63.39% |



2016 Stolen & Recovered Property Values cont.

By Agency and County

| Property Type | Reno Police Dept | Reno-Tahoe Airport Police | Sparks Police Dept | UNR Police Dept | Washoe County School Dist. Police Dept | Washoe County Sheriff's Office | Washoe County Total |
|------------------------------|------------------|---------------------------|--------------------|-----------------|--|--------------------------------|---------------------|
| Currency | | | | | | | |
| Stolen | \$6,611,135 | \$5,280 | \$127,519 | \$1,561 | \$2,669 | \$454,996 | \$7,203,160 |
| Recovered | \$3,392 | \$0 | \$19,341 | \$0 | \$436 | \$0 | \$23,169 |
| % Recovered | 0.05% | 0.00% | 15.17% | 0.00% | 16.34% | 0.00% | 0.32% |
| Jewelry | | | | | | | |
| Stolen | \$1,973,443 | \$5,580 | \$251,976 | \$508 | \$0 | \$260,794 | \$2,492,301 |
| Recovered | \$389,342 | \$0 | \$30,657 | \$0 | \$0 | \$26,780 | \$446,779 |
| % Recovered | 19.73% | 0.00% | 12.17% | 0.00% | 0.00% | 10.27% | 17.93% |
| Clothing | | | | | | | |
| Stolen | \$437,100 | \$15,625 | \$109,698 | \$4,701 | \$463 | \$32,633 | \$600,220 |
| Recovered | \$26,514 | \$0 | \$18,669 | \$135 | \$40 | \$55 | \$45,413 |
| % Recovered | 6.07% | 0.00% | 17.02% | 2.87% | 8.64% | 0.17% | 7.57% |
| Motor Vehicle | | | | | | | |
| Stolen | \$11,850,533 | \$176,000 | \$3,259,152 | \$2,000 | \$25,000 | \$806,375 | \$16,119,060 |
| Recovered | \$5,969,826 | \$4,000 | \$1,413,188 | \$0 | \$25,000 | \$150,620 | \$7,562,634 |
| % Recovered | 50.38% | 2.27% | 43.36% | 0.00% | 100.00% | 18.68% | 46.92% |
| Office Equipment | | | | | | | |
| Stolen | \$855,894 | \$2,930 | \$190,281 | \$20,602 | \$37,088 | \$72,117 | \$1,178,912 |
| Recovered | \$23,239 | \$0 | \$19,094 | \$1,300 | \$860 | \$3,545 | \$48,038 |
| % Recovered | 2.72% | 0.00% | 10.03% | 6.31% | 2.32% | 4.92% | 4.07% |
| TV, VCR, Camera, Etc. | | | | | | | |
| Stolen | \$383,944 | \$99 | \$150,266 | \$10,060 | \$15,981 | \$58,048 | \$618,398 |
| Recovered | \$11,235 | \$0 | \$8,404 | \$564 | \$1,425 | \$150 | \$21,778 |
| % Recovered | 2.93% | 0.00% | 5.59% | 5.61% | 8.92% | 0.26% | 3.52% |
| Firearm | | | | | | | |
| Stolen | \$170,147 | \$0 | \$73,497 | \$0 | \$0 | \$102,673 | \$346,317 |
| Recovered | \$6,120 | \$0 | \$8,073 | \$0 | \$0 | \$8,509 | \$22,702 |
| % Recovered | 3.60% | 0.00% | 10.98% | 0.00% | 0.00% | 8.29% | 6.56% |
| Household Goods | | | | | | | |
| Stolen | \$231,308 | \$2,104 | \$44,806 | \$750 | \$0 | \$35,230 | \$314,198 |
| Recovered | \$53,909 | \$0 | \$1,704 | \$0 | \$0 | \$30 | \$55,643 |
| % Recovered | 23.31% | 0.00% | 3.80% | 0.00% | 0.00% | 0.09% | 17.71% |
| Consumable Goods | | | | | | | |
| Stolen | \$24,310 | \$3,194 | \$17,492 | \$605 | \$1 | \$336 | \$45,938 |
| Recovered | \$4,562 | \$0 | \$3,309 | \$20 | \$0 | \$63 | \$7,954 |
| % Recovered | 18.77% | 0.00% | 18.92% | 3.31% | 0.00% | 18.75% | 17.31% |
| Livestock | | | | | | | |
| Stolen | \$0 | \$0 | \$0 | \$0 | \$0 | \$3,800 | \$3,800 |
| Recovered | \$0 | \$0 | \$0 | \$0 | \$0 | \$0 | \$0 |
| % Recovered | 0.00% | 0.00% | 0.00% | 0.00% | 0.00% | 0.00% | 0.00% |
| Misc. | | | | | | | |
| Stolen | \$5,335,458 | \$33,946 | \$1,082,214 | \$62,115 | \$53,647 | \$726,209 | \$7,293,589 |
| Recovered | \$141,362 | \$22,750 | \$139,859 | \$6,344 | \$9,351 | \$13,606 | \$333,272 |
| % Recovered | 2.65% | 67.02% | 12.92% | 10.21% | 17.43% | 1.87% | 4.57% |

TOTALS

| | | | | | | | |
|-------------|--------------|-----------|-------------|-----------|-----------|-------------|--------------|
| Stolen | \$27,873,272 | \$244,758 | \$5,306,901 | \$102,902 | \$134,849 | \$2,553,211 | \$36,215,893 |
| Recovered | \$6,629,501 | \$26,750 | \$1,662,298 | \$8,363 | \$37,112 | \$203,358 | \$8,567,382 |
| % Recovered | 23.78% | 10.93% | 31.32% | 8.13% | 27.52% | 7.96% | 23.66% |



2016 Stolen & Recovered Property Values cont..

By Agency and County

| Property Type | Storey County Sheriff's Office | Storey County Total | White Pine County Sheriff's Office | White Pine County Total | 2016 Totals |
|------------------------------|--------------------------------|---------------------|------------------------------------|-------------------------|---------------|
| Currency | | | | | |
| Stolen | \$39,936 | \$39,936 | \$9,174 | \$9,174 | \$28,998,593 |
| Recovered | \$1,661 | \$1,661 | \$328 | \$328 | \$245,098 |
| % Recovered | 4.16% | 4.16% | 3.58% | 3.58% | 0.85% |
| Jewelry | | | | | |
| Stolen | \$11,720 | \$11,720 | \$0 | \$0 | \$55,909,295 |
| Recovered | \$3,330 | \$3,330 | \$0 | \$0 | \$1,206,536 |
| % Recovered | 28.41% | 28.41% | 0.00% | 0.00% | 2.16% |
| Clothing | | | | | |
| Stolen | \$12,540 | \$12,540 | \$65 | \$65 | \$14,485,351 |
| Recovered | \$2,910 | \$2,910 | \$50 | \$50 | \$507,053 |
| % Recovered | 23.21% | 23.21% | 76.92% | 76.92% | 3.50% |
| Motor Vehicle | | | | | |
| Stolen | \$90,900 | \$90,900 | \$63,159 | \$63,159 | \$114,180,814 |
| Recovered | \$400 | \$400 | \$41,957 | \$41,957 | \$81,448,208 |
| % Recovered | 0.44% | 0.44% | 66.43% | 66.43% | 71.33% |
| Office Equipment | | | | | |
| Stolen | \$850 | \$850 | \$1,490 | \$1,490 | \$8,570,045 |
| Recovered | \$0 | \$0 | \$1,490 | \$1,490 | \$261,270 |
| % Recovered | 0.00% | 0.00% | 100.00% | 100.00% | 3.05% |
| TV, VCR, Camera, Etc. | | | | | |
| Stolen | \$4,059 | \$4,059 | \$4,074 | \$4,074 | \$15,764,554 |
| Recovered | \$300 | \$300 | \$3,749 | \$3,749 | \$449,855 |
| % Recovered | 7.39% | 7.39% | 92.02% | 92.02% | 2.85% |
| Firearm | | | | | |
| Stolen | \$6,390 | \$6,390 | \$4,771 | \$4,771 | \$2,567,932 |
| Recovered | \$2,640 | \$2,640 | \$551 | \$551 | \$306,273 |
| % Recovered | 41.31% | 41.31% | 11.55% | 11.55% | 11.93% |
| Household Goods | | | | | |
| Stolen | \$779 | \$779 | \$959 | \$959 | \$6,477,626 |
| Recovered | \$100 | \$100 | \$507 | \$507 | \$166,446 |
| % Recovered | 12.84% | 12.84% | 52.87% | 52.87% | 2.57% |
| Consumable Goods | | | | | |
| Stolen | \$118 | \$118 | \$364 | \$364 | \$2,922,103 |
| Recovered | \$1 | \$1 | \$320 | \$320 | \$455,235 |
| % Recovered | 0.85% | 0.85% | 87.91% | 87.91% | 15.58% |
| Livestock | | | | | |
| Stolen | \$100 | \$100 | \$0 | \$0 | \$41,187 |
| Recovered | \$0 | \$0 | \$0 | \$0 | \$7,524 |
| % Recovered | 0.00% | 0.00% | 0.00% | 0.00% | 18.27% |
| Misc. | | | | | |
| Stolen | \$24,255 | \$24,255 | \$8,823 | \$8,823 | \$55,375,448 |
| Recovered | \$12,250 | \$12,250 | \$1,422 | \$1,422 | \$2,715,929 |
| % Recovered | 50.51% | 50.51% | 16.12% | 16.12% | 4.90% |

TOTALS

| | | | | | |
|-------------|-----------|-----------|----------|----------|---------------|
| Stolen | \$191,647 | \$191,647 | \$92,879 | \$92,879 | \$305,292,948 |
| Recovered | \$23,592 | \$23,592 | \$50,374 | \$50,374 | \$87,769,427 |
| % Recovered | 12.31% | 12.31% | 54.24% | 54.24% | 28.75% |

THIS PAGE WAS LEFT INTENTIONALLY BLANK



Law Enforcement Officers



About Law Enforcement Personnel

The Uniform Crime Reporting Program in Nevada compiles the number of enforcement personnel statewide as of October 31 of each year. Included is the total number of sworn and civilian support personnel with each agency broken out by gender. Also provided in this section are ratios of police to population.

A wide variety of factors unique to different jurisdictions affect the number of employees utilized by various law enforcement agencies to enable them to fulfill their service requirements. Because of this, persons attempting to make comparisons of population/enforcement personnel ratios between agencies/jurisdictions should do so cautiously. The State of Nevada, especially, with highly transient and seasonal population variations, has enforcement requirements which differ from many other jurisdictions.

Full time law enforcement officers include any sworn personnel that possess full arrest powers and carry a weapon. Their primary duties include responding to routine calls for police service, emergency situations, or crime scenes; performing routine patrol; rendering emergency services, enforcing criminal laws and traffic regulations; and investigating violations of criminal laws and traffic accidents. These employees' salaries are paid from law enforcement funds. In addition, correctional officers and police cadets are only included in the officer counts if they are sworn and possess full arrest powers.

Civilian counts are inclusive of all full-time employees of the agency, i.e., dispatchers, clerks, and meter attendants. These employees' salaries are paid from law enforcement funds. Furthermore, correctional officers or jailers that have no police or arrest powers outside the jail, are counted as civilians as long as their salaries are paid from the funds of the law enforcement agency.





2016 Law Enforcement Personnel Statistics

| | Number of Employees | % of Total Personnel | Ratio per 1,000 Population | % Change from 2015 |
|---------------------------|---------------------|----------------------|----------------------------|--------------------|
| Sworn Officers | 6,379 | 69.55% | 2.17 | 2.02% |
| Male | 5,648 | 61.58% | 1.92 | 1.56% |
| Female | 731 | 7.97% | 0.25 | 5.64% |
| Civilian Employees | 2,793 | 30.45% | 0.95 | 0.68% |
| Male | 701 | 7.64% | 0.24 | -4.10% |
| Female | 2,092 | 22.81% | 0.71 | 2.40% |
| Total Employees | 9,172 | 100% | 3.12 | 1.61% |
| Male | 6,349 | 69.22% | 2.16 | 0.91% |
| Female | 2,823 | 30.78% | 0.96 | 3.22% |

| | Number of Offenses | % of Total Assaults | Ratio per 100 Officers | % Change from 2015 | % Cleared by Arrest |
|--------------------------------------|--------------------|---------------------|------------------------|--------------------|---------------------|
| Officer Assaults | | | | | |
| Domestic Call | 144 | 33.57% | 1.57 | -4.00% | 89.58% |
| Burglary | 3 | 0.70% | 0.03 | -25.00% | 100.00% |
| Robbery | 7 | 1.63% | 0.08 | 40.00% | 85.71% |
| Attempting other Arrest | 43 | 10.02% | 0.47 | -21.82% | 79.07% |
| Civil Disorder | 4 | 0.93% | 0.04 | -55.56% | 75.00% |
| Handling Prisoner | 93 | 21.68% | 1.01 | 106.67% | 50.54% |
| Investigate Suspicious Persons | 29 | 6.76% | 0.32 | -39.58% | 86.21% |
| Ambush | 1 | 0.23% | 0.01 | -83.33% | 100.00% |
| Handling Persons with Mental Illness | 9 | 2.10% | 0.10 | -25.00% | 88.89% |
| Traffic Pursuit | 53 | 12.35% | 0.58 | 39.47% | 81.13% |
| All Other | 43 | 10.02% | 0.47 | -27.12% | 83.72% |
| Total | 429 | 100% | 4.68 | -0.46% | 78.09% |

Officers Killed in the Line of Duty

0



Nevada Full-Time Enforcement Employees

As of October 31, 2016

| Agency | Sworn Employees | | | Civilian Employees | | | Total Employees | | |
|---------------------------------|-----------------|------------|--------------|--------------------|--------------|--------------|-----------------|--------------|--------------|
| | Male | Female | Total | Male | Female | Total | Male | Female | Total |
| Boulder City PD | 2 | 11 | 13 | 29 | 14 | 43 | 31 | 25 | 56 |
| Capitol Police | 26 | 1 | 27 | 0 | 1 | 1 | 26 | 2 | 28 |
| Carlin PD | 6 | 0 | 6 | | 2 | 2 | 6 | 2 | 8 |
| Carson City SO | 89 | 4 | 93 | 14 | 31 | 45 | 103 | 35 | 138 |
| Churchill CoSO | 36 | 3 | 39 | 0 | 1 | 1 | 36 | 4 | 40 |
| Clark Co School District | 142 | 12 | 154 | 10 | 23 | 33 | 152 | 35 | 187 |
| College of Southern Nevada | 16 | 2 | 18 | | 1 | 1 | 16 | 3 | 19 |
| Douglas CoSO | 95 | 9 | 104 | 1 | 12 | 13 | 96 | 21 | 117 |
| Elko CoSO | 51 | 13 | 64 | 1 | 13 | 14 | 52 | 26 | 78 |
| Elko PD | 36 | 1 | 37 | 0 | 7 | 7 | 36 | 8 | 44 |
| Esmeralda SO | 12 | 0 | 12 | 0 | 5 | 5 | 12 | 5 | 17 |
| Eureka CoSO | 9 | 1 | 10 | 0 | 7 | 7 | 9 | 8 | 17 |
| Fallon PD | 21 | 1 | 22 | 1 | 10 | 11 | 22 | 11 | 33 |
| Henderson PD | 317 | 33 | 350 | 102 | 136 | 238 | 419 | 169 | 588 |
| Humboldt Co School PD | 1 | 0 | 1 | 1 | 0 | 1 | 2 | 0 | 2 |
| Humboldt CoSO | 29 | 6 | 35 | 0 | 21 | 21 | 29 | 27 | 56 |
| Lander CoSO | 18 | 3 | 21 | 1 | 12 | 13 | 19 | 15 | 34 |
| Las Vegas F&R Arson BMB | 10 | 3 | 13 | 0 | 0 | 0 | 10 | 3 | 13 |
| Las Vegas Metro PD | 2,925 | 401 | 3,326 | 278 | 1,251 | 1,529 | 3,203 | 1,652 | 4,855 |
| LincolnCoSO | 25 | 1 | 26 | 1 | 4 | 5 | 26 | 5 | 31 |
| Lovelock PD | 4 | 0 | 4 | 0 | 1 | 1 | 4 | 1 | 5 |
| Lyon CoSO | 70 | 7 | 77 | 23 | 7 | 30 | 93 | 14 | 107 |
| Mesquite PD | 34 | 0 | 34 | 5 | 8 | 13 | 39 | 8 | 47 |
| Mineral SO | 17 | 0 | 17 | 1 | 5 | 6 | 18 | 5 | 23 |
| NDI | 27 | 4 | 31 | 2 | 16 | 18 | 29 | 20 | 49 |
| NHP-South, NorthWest, NorthEast | 385 | 34 | 419 | 45 | 47 | 92 | 430 | 81 | 511 |
| North Las Vegas FD | 1 | 0 | 1 | 0 | 0 | 0 | 1 | 0 | 1 |
| North Las Vegas PD | 239 | 29 | 268 | 17 | 90 | 107 | 256 | 119 | 375 |
| Nye SO | 81 | 14 | 95 | 5 | 23 | 28 | 86 | 37 | 123 |
| Pershing CoSO | 13 | 0 | 13 | 2 | 5 | 7 | 15 | 5 | 20 |
| Reno PD | 288 | 23 | 311 | 7 | 57 | 64 | 295 | 80 | 375 |
| Reno Tahoe Airport PD | 24 | 0 | 24 | 9 | 9 | 18 | 33 | 9 | 42 |
| Sparks PD | 102 | 8 | 110 | 5 | 41 | 46 | 107 | 49 | 156 |
| State Fire Marshal | 5 | 0 | 5 | 6 | 9 | 15 | 11 | 9 | 20 |
| Storey CoSO | 24 | 1 | 25 | 0 | 2 | 2 | 24 | 3 | 27 |
| UNLV | 31 | 4 | 35 | 8 | 9 | 17 | 39 | 13 | 52 |
| UNR | 22 | 8 | 30 | 1 | 7 | 8 | 23 | 15 | 38 |
| Washoe CoSO | 329 | 78 | 407 | 102 | 182 | 284 | 431 | 260 | 691 |
| Washoe CoSO PD | 28 | 9 | 37 | 1 | 5 | 6 | 29 | 14 | 43 |
| West Wendover PD | 12 | 1 | 13 | 5 | 4 | 9 | 17 | 5 | 22 |
| White Pine CoSO | 23 | 2 | 25 | 0 | 6 | 6 | 23 | 8 | 31 |
| Winnemucca PD | 18 | 4 | 22 | 18 | 7 | 25 | 36 | 11 | 47 |
| Yerington PD | 5 | 0 | 5 | 0 | 1 | 1 | 5 | 1 | 6 |
| Total | 5,648 | 731 | 6,379 | 701 | 2,092 | 2,793 | 6,349 | 2,823 | 9,172 |



2016 Officer Assaults

By Activity, Weapon & Assignment

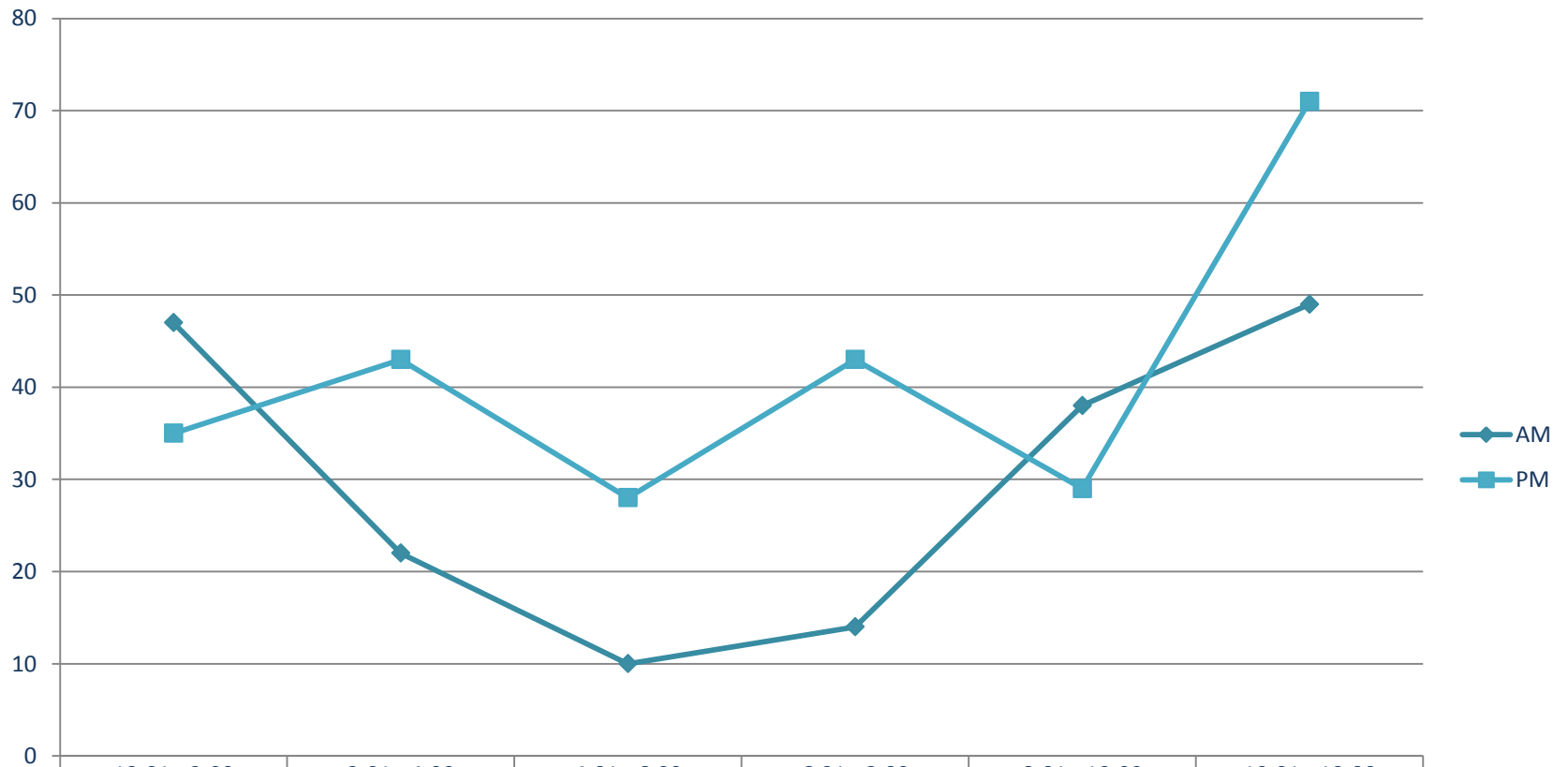
| | Totals | | Type of Weapon | | | | Type of Assignment | | | | | | |
|--|----------------|----------------|----------------|-------|------------------------|--------------------------|--------------------|-------------------------|----------------------------|-----------------------------------|--------------------------------------|-------------|----------------|
| Activity Type | Total Assaults | Number Cleared | Firearm | Knife | Other Dangerous Weapon | Hands, Fists, Feet, Etc. | 2-Officer Vehicle | 1-Officer Vehicle-Alone | 1-Officer Vehicle-Assisted | Detective/ Special Assign.- Alone | Detective/ Special Assign.- Assisted | Other-Alone | Other-Assisted |
| Domestic/Other Disturbance | 144 | 129 | 18 | 3 | 30 | 93 | 30 | 34 | 64 | 2 | 1 | 4 | 9 |
| Burglary in Progress | 3 | 3 | 1 | 0 | 0 | 2 | 0 | 3 | 0 | 0 | 0 | 0 | 0 |
| Robbery in Progress | 7 | 6 | 4 | 0 | 3 | 0 | 2 | 2 | 2 | 0 | 0 | 1 | 0 |
| Attempting other Arrest | 43 | 34 | 0 | 0 | 9 | 34 | 14 | 5 | 16 | 0 | 1 | 1 | 6 |
| Civil Disorder | 4 | 3 | 0 | 0 | 0 | 4 | 1 | 2 | 0 | 0 | 0 | 0 | 1 |
| Handling Prisoner | 93 | 47 | 0 | 0 | 21 | 72 | 41 | 15 | 24 | 0 | 0 | 3 | 10 |
| Investigate Suspicious Persons/Circumstances | 29 | 25 | 0 | 2 | 10 | 17 | 13 | 3 | 9 | 0 | 0 | 3 | 1 |
| Ambush-No Warning | 1 | 1 | 0 | 0 | 1 | 0 | 0 | 0 | 1 | 0 | 0 | 0 | 0 |
| Handling Persons with Mental Illness | 9 | 8 | 0 | 4 | 0 | 5 | 2 | 1 | 6 | 0 | 0 | 0 | 0 |
| Traffic Pursuits/Stops | 53 | 43 | 3 | 0 | 29 | 21 | 15 | 14 | 20 | 2 | 1 | 1 | 0 |
| All Other | 43 | 36 | 2 | 0 | 5 | 36 | 4 | 10 | 22 | 0 | 4 | 2 | 1 |
| Totals | 429 | 335 | 28 | 9 | 108 | 284 | 122 | 89 | 164 | 4 | 7 | 15 | 28 |

| | Total Assaults | Firearm | Knife | Other Weapon | Hands, Fists, Feet, Etc. |
|---------------------------|----------------|---------|-------|--------------|--------------------------|
| With Injury to Officer | 109 | 2 | 0 | 25 | 82 |
| Without Injury to Officer | 320 | 26 | 9 | 83 | 202 |



2016 Assaults on Law Enforcement Officers

By Time of Day



| | 12:01 - 2:00 | 2:01 - 4:00 | 4:01 - 6:00 | 6:01 - 8:00 | 8:01 - 10:00 | 10:01 - 12:00 |
|---------------|--------------|-------------|-------------|-------------|--------------|---------------|
| AM | 47 | 22 | 10 | 14 | 38 | 49 |
| PM | 35 | 43 | 28 | 43 | 29 | 71 |
| % of Assaults | 19.11% | 15.15% | 8.86% | 13.29% | 15.62% | 27.97% |

THIS PAGE WAS LEFT INTENTIONALLY BLANK



Justifiable Homicide Offenses



About Justifiable Homicides

Justifiable homicide is defined by the FBI Uniform Crime Reporting program as the killing of a felon by a peace officer in the line of duty or the killing of a felon, during the commission of a felony, by a private citizen.

Justifiable homicide is not a crime, but statistics are collected in an effort to gain information about the necessary use-of-force by police and private citizens.





2016 Justifiable Homicide Statistics

One Justifiable Homicide occurs every 14 days, 14 hours, 23 minutes, 59 seconds

| | Offenses | % of Index Crimes | % Change from 2015 | Crime Rate / 1,000 Pop |
|----------------------|----------|-------------------|--------------------|------------------------|
| Justifiable Homicide | 25 | n/a | 0.00% | 0.01 |

| Most Probable Age of Person who Killed Felon | Number | % of Total |
|--|--------|------------|
| 25 - 24 years of age | 10 | 40.00% |
| Total Circumstances Reported | 25 | |

| Most Probable Type of Person who Killed Felon | Number | % of Total |
|---|--------|------------|
| Private Citizen | 16 | 64.00% |
| Total Circumstances Reported | 25 | |



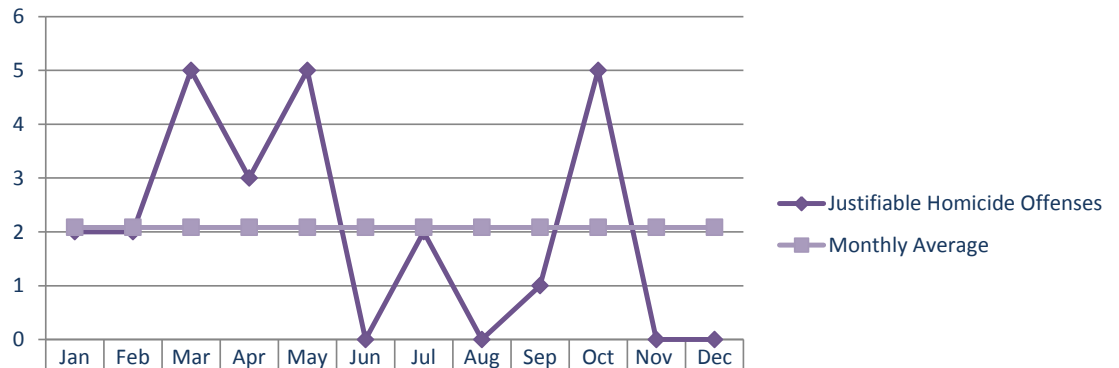


2016 Justifiable Homicides

By Age Range & Monthly vs Monthly Average

Felons Killed

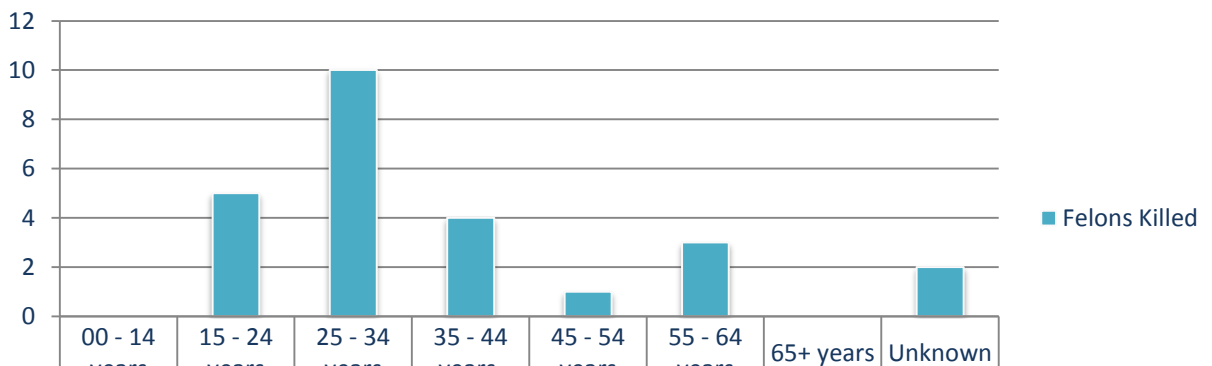
By Month & Monthly Average



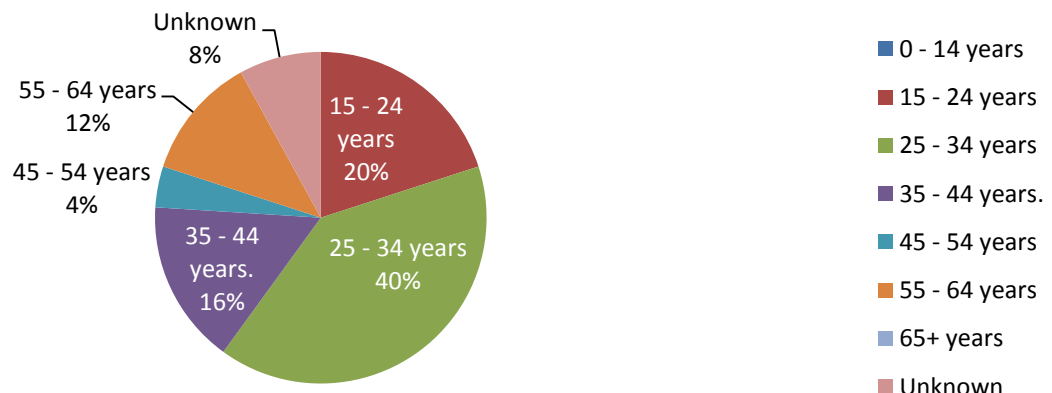
| | | | | | | | | | | | | |
|-------------------------------|------|------|------|------|------|------|------|------|------|------|------|------|
| Justifiable Homicide Offenses | 2 | 2 | 5 | 3 | 5 | 0 | 2 | 0 | 1 | 5 | 0 | 0 |
| Monthly Average | 2.08 | 2.08 | 2.08 | 2.08 | 2.08 | 2.08 | 2.08 | 2.08 | 2.08 | 2.08 | 2.08 | 2.08 |

Felons Killed

By Age Range



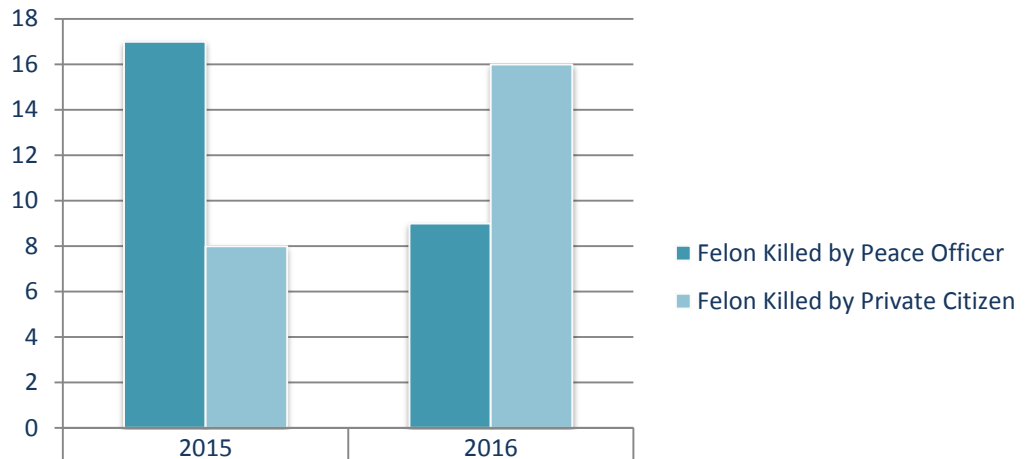
| | | | | | | | | |
|---------------|---|---|----|---|---|---|---|---|
| Felons Killed | 0 | 5 | 10 | 4 | 1 | 3 | 0 | 2 |
|---------------|---|---|----|---|---|---|---|---|





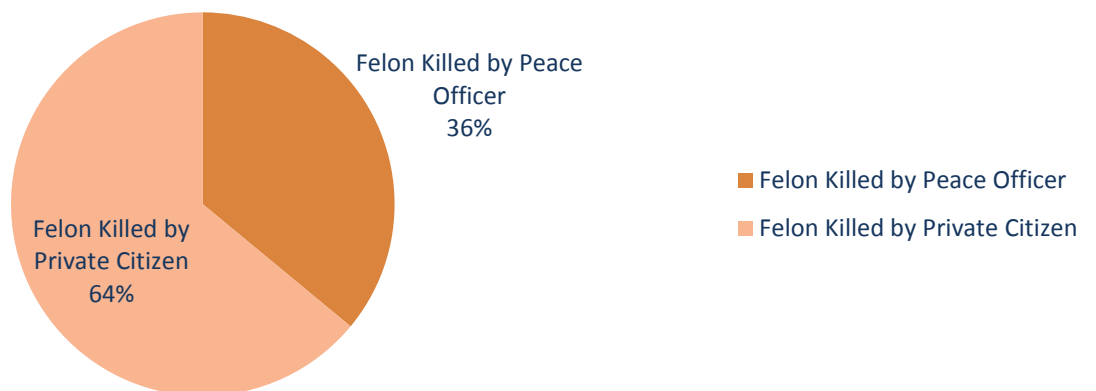
Justifiable Homicide

2-yr Comparison: 2015 - 2016



| | 2015 | 2016 |
|---------------------------------|------|------|
| Felon Killed by Peace Officer | 17 | 9 |
| Felon Killed by Private Citizen | 8 | 16 |

2016 Justifiable Homicides



THIS PAGE WAS LEFT INTENTIONALLY BLANK



Protection Orders



About Protection Orders

The reporting of the protection order data presented here is collected per the guidelines set forth in Nevada Revised Statute 179A.350.

NRS 179A.350 Creation; contents; prompt entry of information; accessibility; submission of report to Legislature.

1. The Repository for Information Concerning Orders for Protection Against Domestic Violence is hereby created within the Central Repository.
2. Except as otherwise provided in subsection 4, the Repository for Information Concerning Orders for Protection Against Domestic Violence must contain a complete and systematic record of all temporary and extended orders for protection against domestic violence issued or registered in the State of Nevada, in accordance with regulations adopted by the Director of the Department, including, without limitation, any information received pursuant to NRS 33.095. Information received by the Central Repository pursuant to NRS 33.095 must be entered in the Repository for Information Concerning Orders for Protection Against Domestic Violence not later than 8 hours after it is received by the Central Repository.
3. The information in the Repository for Information Concerning Orders for Protection Against Domestic Violence must be accessible by computer at all times to each agency of criminal justice.
4. On or before July 1 of each year, the Director of the Department shall submit to the Director of the Legislative Counsel Bureau a written report concerning all temporary and extended orders for protection against domestic violence issued pursuant to NRS 33.020 during the previous calendar year that were transmitted to the Repository for Information Concerning Orders for Protection Against Domestic Violence. The report must include, without limitation, information for each court that issues temporary or extended orders for protection against domestic violence concerning:
 - a) The number of temporary and extended orders that were granted to women;
 - b) The number of temporary and extended orders that were granted to men;
 - c) The number of temporary and extended orders that were vacated or expired;
 - d) The number of temporary orders that included a grant of temporary custody of a minor child; and
 - e) The number of temporary and extended orders that were served on the adverse party.
5. The total number of temporary and extended orders that were granted by the court pursuant to NRS 33.020 during the calendar year to which the report pertains;
6. The information provided pursuant to subsection 4 must include only aggregate information for statistical purposes and must exclude any identifying information relating to a particular person.
7. The Repository for Information Concerning Orders for Protection Against Domestic Violence must not contain any information concerning an event that occurred before October 1, 1998.

(Added to NRS by 1997, 1803; A 2007, 2483)





Protection Order Statistics

One Protection Order is granted every 53 minutes, 19 seconds

| Protection Orders | Orders | % of TPO | % Change from 2015 | Orders / 1,000 Pop |
|-------------------|--------------|----------|-----------------------|-----------------------|
| Temporary | 7,577 | | 29.48% | 2.58 |
| Extended | 2,279 | 30.08% | -4.60% | 0.78 |
| Total | 9,856 | | 19.60% | 3.35 |

| | | | | |
|-------------------------------------|-------|--------|---------|------|
| TPO Including Custody of a Minor | 1,912 | 25.23% | 102.97% | 0.65 |
|-------------------------------------|-------|--------|---------|------|



Protection Orders

Definitions

The following report will describe and summarize temporary and extended protection orders issued in the State of Nevada. These reports are broken down to show which orders were granted to men and to women. Also included is a listing of those orders that included custody of a minor child and available historic data.

The information contained in this report was gathered using a different methodology than in previous years. Previously the data presented was an aggregate of all protection orders issued including all modifications they may have undergone. However, the new methodology aggregates the total number of Temporary Protection Orders and Extended Protection Orders issued per person. This results in a much lower figure than reported in previous years. For reference, the new methodology has been used to supply historical data from 2010 through 2013 for comparison.

Temporary Protection Order: Can be granted within 24 hours of receiving the application and in effect up to 30 days or until scheduled court hearing.

Extended Protection Order: Awarded only after a hearing before a judge and in effect for up to one year.

Expired Order: A Temporary Protection Order or Extended Protection Order that has reached the expiration date and was not extended further.

Vacated Order: A Temporary Protection Order or Extended Protection Order that was cancelled or dissolved prior to the expiration date.

Any of the above orders can also include a grant of temporary custody of a minor child.

Note that on the graphs you will see gender described as male, female, and unknown. Unknown includes those who entered unknown on the application, or those that did not complete the gender portion of the application.

In Nevada, only Protection Orders granted due to Domestic Violence or Domestic Battery are entered into the state Criminal Justice Information System; therefore, these reports do not include any Protection Orders issued for any other reason (i.e. Stalking, Harassment, etc.).

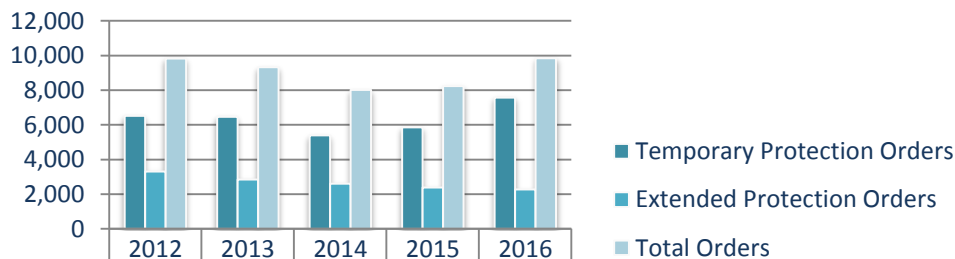




Protection Orders

5-yr Comparison: 2012 – 2016, By Quarter vs Quarterly Average (TPO, EXT)

5-yr Comparison: 2012 - 2016

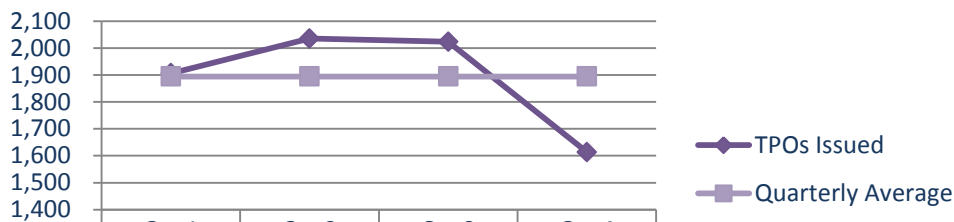


| | | | | | |
|-----------------------------|-------|-------|-------|-------|-------|
| Temporary Protection Orders | 6,518 | 6,467 | 5,399 | 5,852 | 7,577 |
| Extended Protection Orders | 3,311 | 2,857 | 2,614 | 2,389 | 2,279 |
| Total Orders | 9,829 | 9,324 | 8,013 | 8,241 | 9,856 |

* Database query changed in 2016: Report searches are based on Create Date and Date Issued of temporary and extended orders only. 2012 – 2015 report queries searched by Issue Date only and includes modified orders.

2016 Temporary Protection Orders

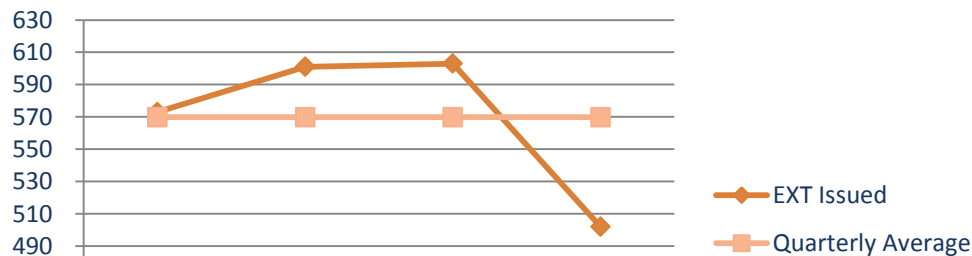
By Quarter & Quarterly Average



| | | | | |
|-------------------|---------|---------|---------|---------|
| | Qtr 1 | Qtr 2 | Qtr 3 | Qtr 4 |
| TPOs Issued | 1,906 | 2,035 | 2,023 | 1,613 |
| Quarterly Average | 1,894.3 | 1,894.3 | 1,894.3 | 1,894.3 |

2016 Extended Protection Orders

By Quarter & Quarterly Average



| | | | | |
|-------------------|-------|-------|-------|-------|
| | Qtr 1 | Qtr 2 | Qtr 3 | Qtr 4 |
| EXT Issued | 573 | 601 | 603 | 502 |
| Quarterly Average | 569.8 | 569.8 | 569.8 | 569.8 |

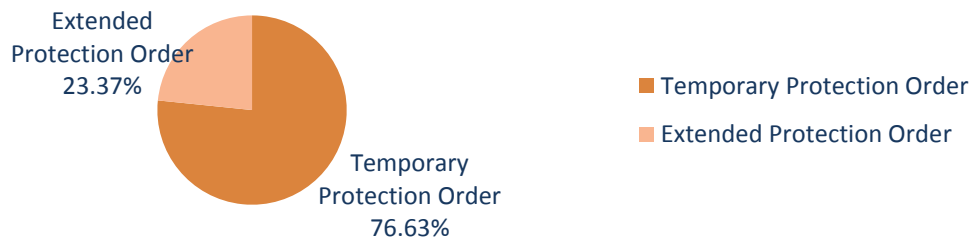


2016 Protection Orders Issued

By Type & Gender

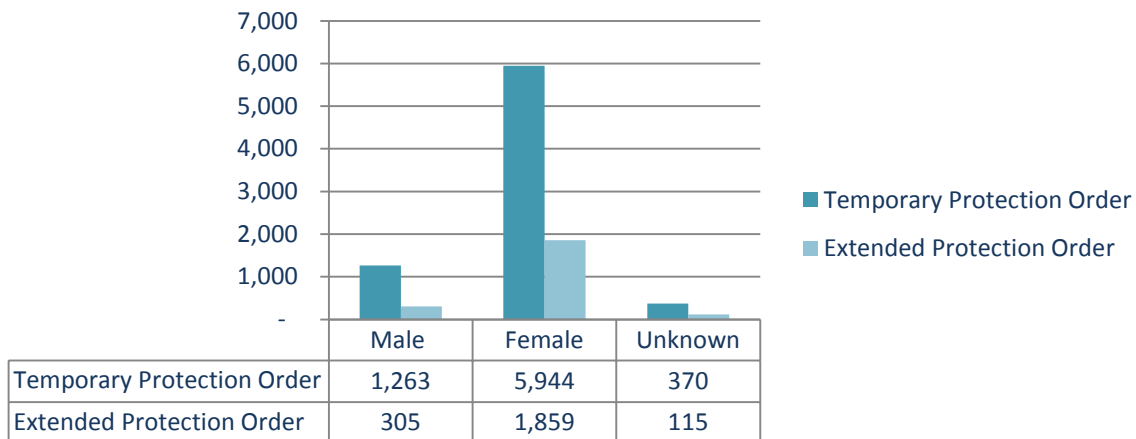
| 2016 Protection Orders Granted | Issued | % of TPO |
|--------------------------------|--------------|----------|
| Temporary Protection Order | 7,577 | |
| Extended Protection Order | 2,279 | 30.1% |
| Total Protection Orders | 9,856 | |

Temporary & Extended Orders Issued

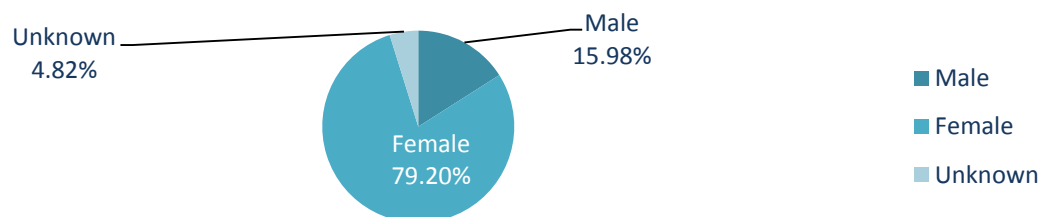


Granted Orders

By gender



Percentage of Temporary Orders that Extended

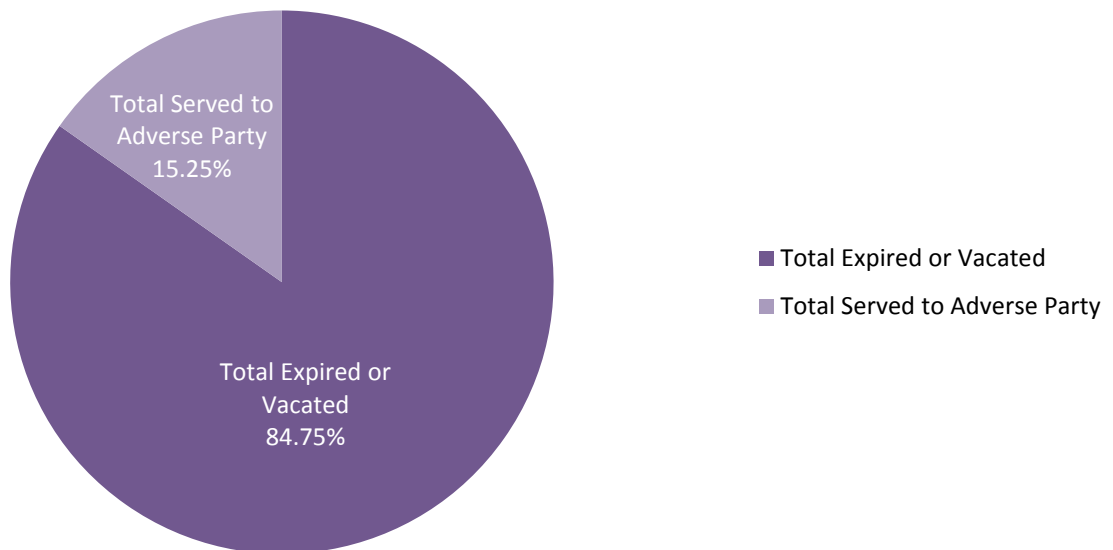
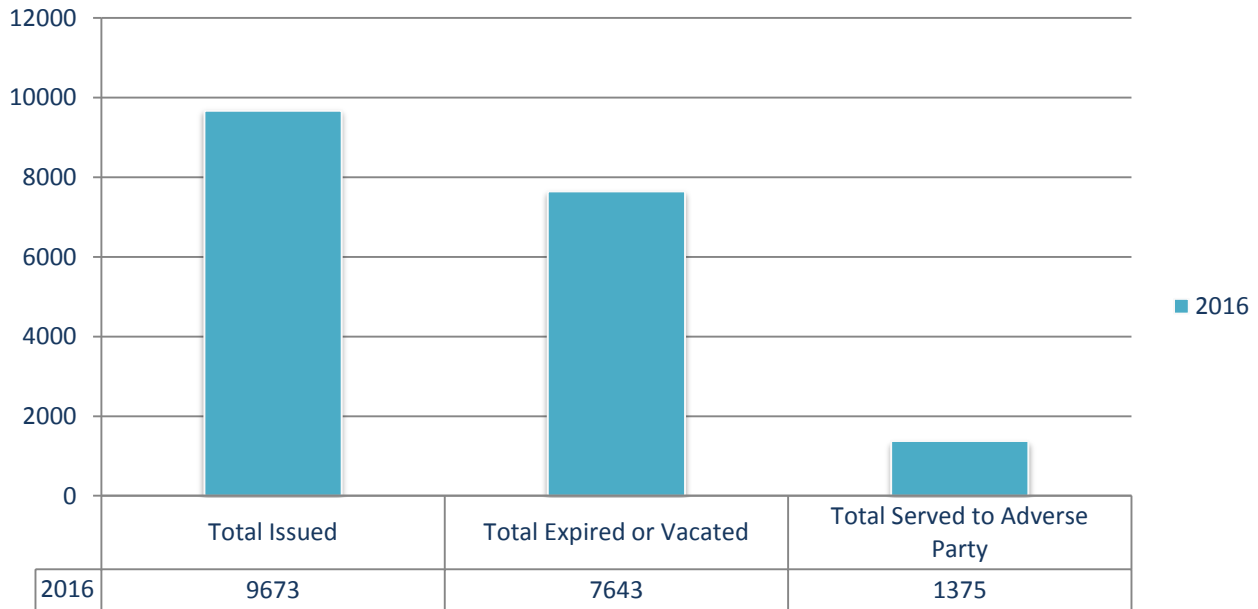




2016 Protection Orders

Issued, Vacated or Expired, and Served

Jan 1, 2016 - Dec 31, 2016

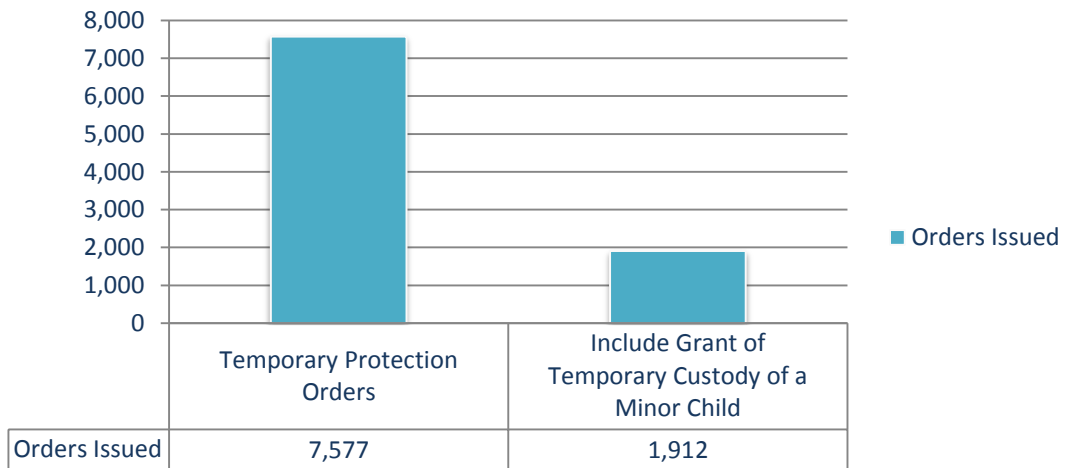




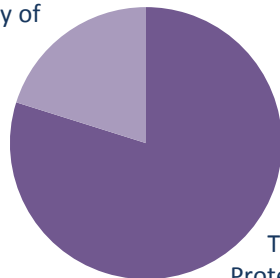
2016 Protection Orders Issued

Including a Grant of Temporary Custody of a Minor Child

2016 Orders Issued



Include Grant of
Temporary Custody of
a Minor Child
20.15%



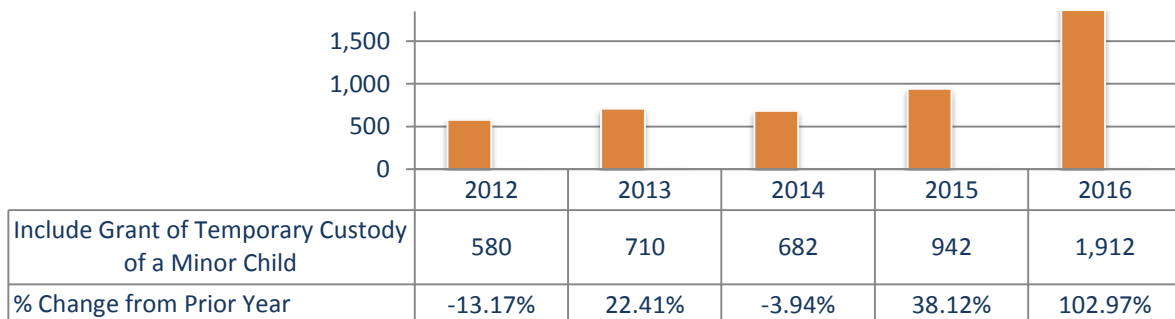
Temporary
Protection Orders
79.85%

■ Temporary Protection Orders

■ Include Grant of Temporary Custody
of a Minor Child

Temporary Protection Orders Issued

5-yr Comparison: 2012 - 2016

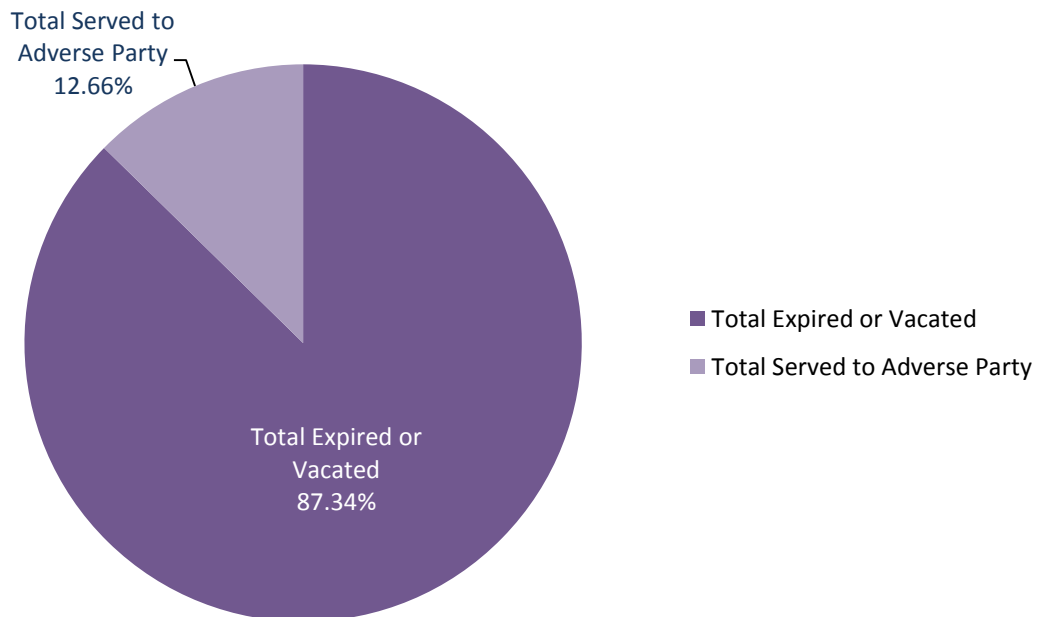
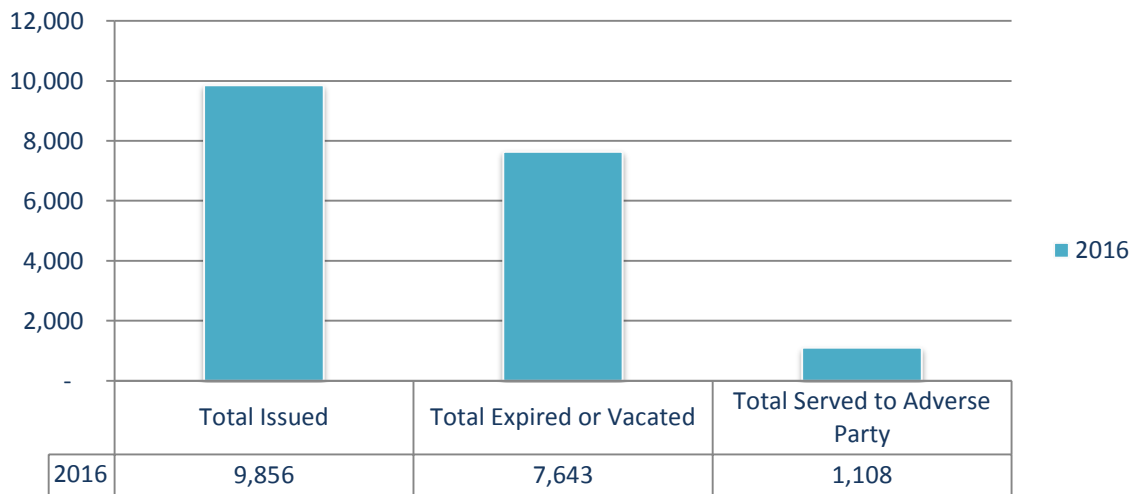




2016 Protection Orders

Issued, Vacated or Expired, and Served

Jan 1, 2016 - Dec 31, 2016



THIS PAGE WAS LEFT INTENTIONALLY BLANK



Domestic Violence



About Domestic Violence

The Domestic Violence data presented here is collected per the requirements set forth in Nevada Revised Statute 171.1227.

NRS 171.1227 Peace officer to submit written report concerning suspected acts of domestic violence; information from reports to be aggregated and forwarded to Central Repository; content of report.

1. If a peace officer investigates an act that constitutes domestic violence pursuant to NRS 33.018, the peace officer shall prepare and submit a written report of the investigation to the peace officer's supervisor or to another person designated by the peace officer's supervisor, regardless of whether the peace officer makes an arrest.
2. If the peace officer investigates a mutual battery that constitutes domestic violence pursuant to NRS 33.018 and finds that one of the persons involved was the primary physical aggressor, the peace officer shall include in the report:
3. If the peace officer does not make an arrest, the peace officer shall include in the report the reason the peace officer did not do so.
4. The information contained in a report made pursuant to subsections 1 and 2 must be:
 - a. Aggregated each month; and
 - b. Forwarded by each jurisdiction to the Central Repository for Nevada Records of Criminal History not later than the 15th day of the following month.
5. The Director of the Department of Public Safety shall prescribe the form on which the information described in subsection 4 must be reported to the Central Repository. In addition to the information required pursuant to subsections 1 and 2, the form must also require the inclusion of the following information from each report:
 - a. The gender, age and race of the persons involved;
 - b. The relationship of the persons involved;
 - c. The date and time of day of the offense;
 - d. The number of children present, if any, at the time of the offense;
 - e. Whether or not an order for protection against domestic violence was in effect at the time of the offense;
 - f. Whether or not any weapons were used during the commission of the offense;
 - g. Whether or not any person required medical attention;
 - h. Whether or not any person was given a domestic violence card that contains information about appropriate counseling or other supportive services available in the community in which that person resides;
 - i. Whether or not the primary physical aggressor, if identified, was arrested and, if not, any mitigating circumstances explaining why an arrest was not made; and
 - j. Whether or not any other person was arrested.

(Added to NRS by 1997, 1533; A 2007, 2482)





2016 Domestic Violence Statistics

One Domestic Violence Offense occurs every 18 minutes, 28 seconds

| | Offenses | % Change from 2015 | Crime Rate / 1,000 Pop | Cleared | % Cleared |
|--------------------------|----------|-----------------------|---------------------------|---------|-----------|
| Domestic Violence | 28,447 | 5.74% | 9.68 | 12,384 | 43.53% |

| | Offenders | % of Total Offenders | Victims | % of Total Victims |
|-------------------------------|-----------|-------------------------|---------|-----------------------|
| Total Persons Involved | 29,917 | | 32,210 | |
| Arrested | 12,384 | 41.39% | | |
| Not Arrested | 16,396 | 54.80% | | |
| Injuries | 18,748 | 62.67% | 29,579 | 91.83% |
| Hospital Treatment Needed | 764 | 2.55% | 1,913 | 5.94% |
| PO in effect | 371 | 1.24% | 268 | 0.83% |

Strongest Relationship (Victim to Offender)

| | Number | % of Total |
|---------------------------------|--------|------------|
| Cohabitant | 16,088 | 29.35% |
| Total DV Relationships Reported | 54,808 | |

* It is possible to have more than one relationship per domestic violence offense

Most Probable Time of Day for a Domestic Violence Offense

| | Number | % of Total |
|---|--------|------------|
| 9pm to midnight | 4,991 | 17.80% |
| Total DV "Time of Day" Incidents Reported | 28,043 | |

* If Time of Offense was not known, it was not reported in this data set

Most Used Weapon

| | Number | % of Total |
|------------------------|--------|------------|
| Hands/ Fists / Feet | 24,768 | 85.57% |
| Total Weapons Reported | 28,946 | |

Strongest Mitigating Circumstance for Not Being Arrested

| | Number | % of Total |
|--------------------------------------|--------|------------|
| Gone on Arrival | 6,309 | 37.29% |
| Total Domestic Violence Not Arrested | 16,920 | |

* It is possible to have more than one mitigating circumstance for not being arrested

Children Present in Domestic Violence Incident

| | Number | % of Total |
|------------------------|--------|------------|
| Age 0 - 3 years old | 3,015 | 29.38% |
| Total Children Present | 10,261 | |



2016 Domestic Violence

Reporting Agencies

Data was collected from the following agencies:

Statewide Agencies

DPS - Investigations Division
DPS - NHP Southern Command
DPS - NHP Northwestern Command
DPS - NHP Northeastern Command
DPS - Capitol Police
DPS - Fire Marshal
Secretary of State Securities Division

Carson County

Carson City Sheriff's Office

Churchill County

Churchill County Sheriff's Office
Fallon Police Department

Clark County

Boulder Police Department
Clark County School District Police Department
Henderson Police Department
Las Vegas Metro Police Department
Mesquite Police Department
North Las Vegas Police Department
University of Nevada, Las Vegas Police Department

Douglas County

Douglas County Sheriff's Office

Elko County

Carlin Police Department
Elko Police Department
Elko County Sheriff's Office
West Wendover Police Department

Esmeralda County

Esmeralda County Sheriff's Office

Eureka County

Eureka County Sheriff's Office

Humboldt County

Humboldt County Sheriff's Office
Winnemucca Police Department

Lander County

Lander County Sheriff's Office

Lincoln County

Lincoln County Sheriff's Office

Lyon County

Lyon County Sheriff's Office
Yerington Police Department

Mineral County

Mineral County Sheriff's Office

Nye County

Nye County Sheriff's Office

Pershing County

Lovelock Police Department
Pershing County Sheriff's Office

Storey County

Storey County Sheriff's Office

Washoe County

Reno Police Department
Reno-Tahoe Airport Authority Police Department
Sparks Police Department
Truckee Meadows Community College Police Department
University of Nevada, Reno Police Department
Washoe County School District Police Department
Washoe County Sheriff's Office

White Pine County

White Pine County Sheriff's Office

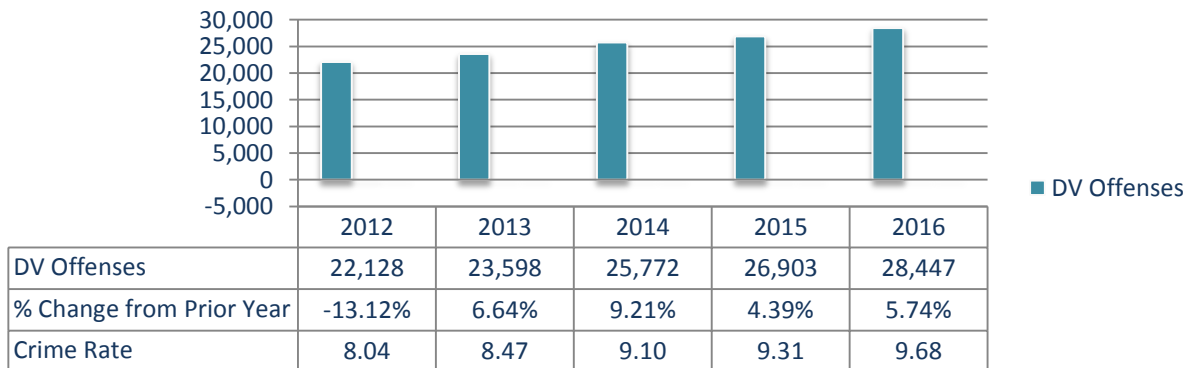


Domestic Violence in Nevada

5-yr Comparison: 2012 – 2016 & By Quarter vs Quarterly Average

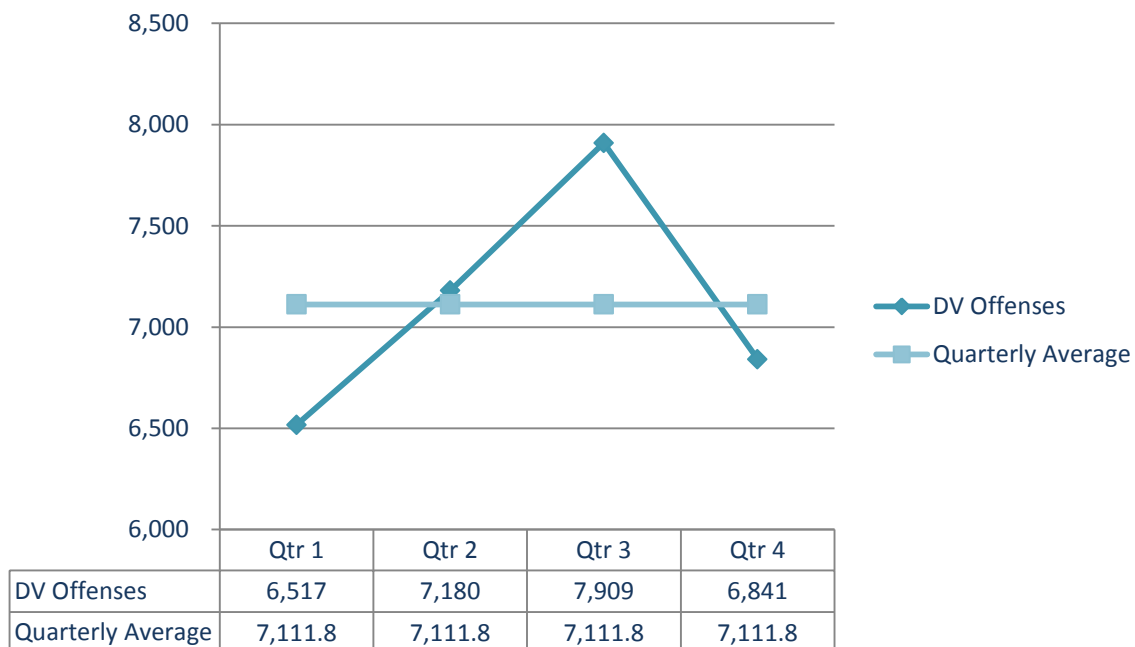
Domestic Violence Offenses

5-yr Comparison: 2012 - 2016
Crime Rates per 1,000 Population



2016 Domestic Violence Offenses

by Quarter & Quarterly Average



THIS PAGE WAS LEFT INTENTIONALLY BLANK



Statewide Domestic Violence: Demographics

By Agency and County

STATEWIDE TOTALS Domestic Violence 2016

Offender-Victim Information

| Age | Offender Information | | Victim Information | |
|--------------|----------------------|--------------|--------------------|---------------|
| | Male | Female | Male | Female |
| Under 18 | 1,157 | 763 | 819 | 964 |
| 18-24 | 3,756 | 1,989 | 1,636 | 4,566 |
| 25-34 | 6,869 | 2,901 | 2,662 | 7,016 |
| 35-44 | 4,252 | 1,759 | 2,002 | 4,693 |
| 45-54 | 2,817 | 1,209 | 1,590 | 2,881 |
| 55-64 | 1,215 | 482 | 998 | 1,270 |
| 65+ | 407 | 178 | 506 | 536 |
| Unknown | 121 | 42 | 24 | 47 |
| Total | 20,594 | 9,323 | 10,237 | 21,973 |

| Race | Male | Female | Male | Female |
|-----------------|--------|--------|-------|--------|
| White | 12,233 | 5,876 | 6,823 | 13,951 |
| Black | 6,931 | 2,730 | 2,608 | 6,286 |
| American Indian | 176 | 106 | 71 | 205 |
| Asian | 573 | 367 | 341 | 755 |
| Unknown | 195 | 52 | 79 | 151 |

* Race was not reported for all offenders/victims

| Injuries | Male | Female | Male | Female |
|------------|-------|--------|-------|--------|
| Minor | 3,338 | 2,075 | 4,850 | 9,611 |
| Moderate | 285 | 118 | 401 | 1,010 |
| No visible | 8,521 | 4,325 | 5,248 | 8,197 |
| Severe | 68 | 18 | 75 | 187 |

| Medical | Male | Female | Male | Female |
|----------|--------|--------|-------|--------|
| 1st Aid | 606 | 312 | 560 | 1,376 |
| Hospital | 499 | 265 | 479 | 1,434 |
| None | 13,257 | 5,277 | 3,739 | 7,620 |
| Refused | 3,376 | 2,173 | 4,181 | 8,945 |

| Other | Male | Female | Male | Female |
|----------------------------|--------|--------|-------|--------|
| Alcohol/Drug Use Suspected | 13,022 | 5,722 | 3,105 | 5,803 |
| DV Card Given | 8,244 | 4,245 | 7,897 | 19,387 |
| PO IN Effect | 247 | 124 | 24 | 244 |
| Arrested | 1,761 | 954 | 340 | 567 |
| None | 501 | 223 | 190 | 305 |

| Victim Relationship to Offender | | | |
|---------------------------------|--------|---------------------|-------|
| Cohabitant | 16,088 | Child in Common | 1,709 |
| Spouse | 2,698 | Former Spouse | 383 |
| Dating | 11,871 | Former Dating | 2,680 |
| Child in Common | 5,948 | Former Cohabitant | 1,897 |
| Blood Relative | 5,046 | Related by Marriage | 3,563 |
| Parent | 2,925 | | |

* Possibility for more than one relationship per incident

STATEWIDE TOTALS Domestic Violence 2016

Arrestee - General Information

| Time of Day | |
|------------------------|---------------|
| 0000 - 0259 | 3,710 |
| 0300 - 0559 | 2,012 |
| 0600 - 0859 | 2,209 |
| 0900 - 1159 | 2,941 |
| 1200 - 1459 | 3,327 |
| 1500 - 1759 | 4,139 |
| 1800 - 2059 | 4,714 |
| 2100 - 2359 | 4,991 |
| Total Offenses: | 28,043 |

* There are 405 incidents that Time of Day is Unknown.

| Number of Children Present | |
|--------------------------------|---------------|
| Ages 0 - 3 | 3,015 |
| Ages 4 - 6 | 1,642 |
| Ages 7 - 9 | 1,417 |
| Ages 10 - 12 | 1,210 |
| Ages 13 - 15 | 1,264 |
| Ages 16 - 18 | 1,050 |
| Age Unknown | 663 |
| Total Children Present: | 10,261 |

| Weapons Used | |
|---------------------------|--------|
| Blunt Object | 745 |
| Hangun | 404 |
| Hands/Fist/Feet | 24,768 |
| Knife/ Cutting Instrument | 1,077 |
| Other Firearm | 177 |
| Other Weapon | 560 |
| Unknown | 1,215 |

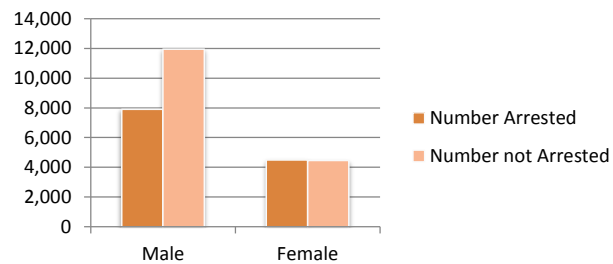
| Arrestee Information | Male | Female | Total |
|----------------------|--------|--------|---------------|
| Number Arrested | 7,892 | 4,492 | 12,384 |
| Number not Arrested | 11,939 | 4,457 | 16,396 |

| Mitigating Circumstances for Not Arrested | | | Total |
|---|-------|-------|--------------|
| Aggressor undetermined | 1,648 | 1,062 | 2,710 |
| Gone upon arrival | 5,025 | 1,284 | 6,309 |
| No evidence of injury | 2,065 | 871 | 2,936 |
| Not reported within 24 hours | 419 | 114 | 533 |
| Other | 516 | 283 | 799 |
| Unknown | 2,667 | 966 | 3,633 |

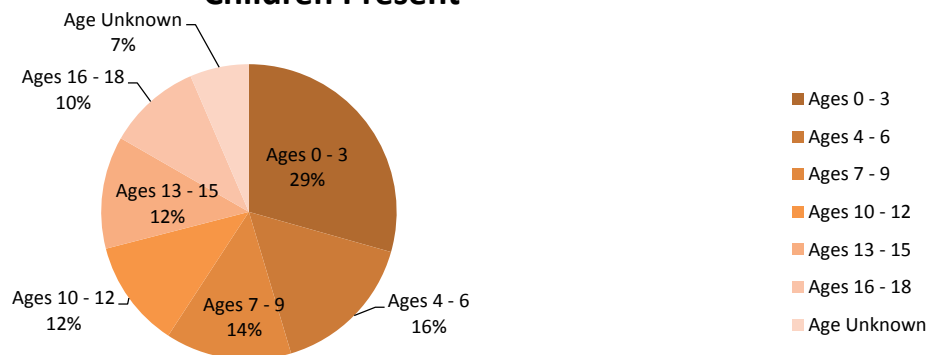
| Others Arrested at Scene | | |
|---------------------------------------|----|----|
| Not part of the Domestic Relationship | 37 | 12 |

Arrested vs Not Arrested

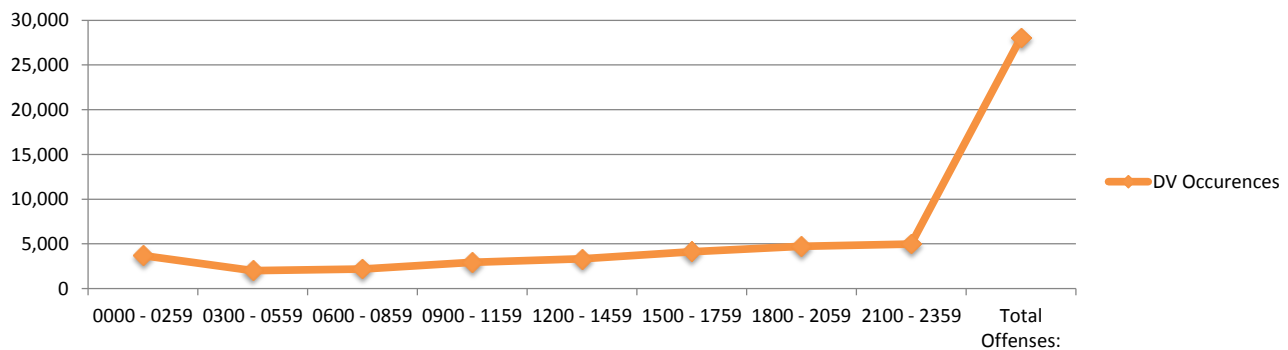
By Gender



Children Present



Time of Day DV Offenses Occurred



Carson COUNTY Domestic Violence 2016
Offender-Victim Information

| | Offender Information | | Victim Information | |
|----------|----------------------|--------|--------------------|--------|
| Age | Male | Female | Male | Female |
| Under 18 | 16 | 18 | 13 | 13 |
| 18-24 | 51 | 28 | 29 | 38 |
| 25-34 | 71 | 35 | 38 | 71 |
| 35-44 | 47 | 27 | 33 | 61 |
| 45-54 | 38 | 20 | 17 | 41 |
| 55-64 | 17 | 7 | 13 | 18 |
| 65+ | 8 | 2 | 5 | 9 |
| Unknown | 1 | 0 | 0 | 1 |

| Race | Male | Female | Male | Female |
|-----------------|------|--------|------|--------|
| White | 217 | 120 | 135 | 228 |
| Black | 7 | 7 | 3 | 5 |
| American Indian | 13 | 7 | 2 | 14 |
| Asian | 1 | 0 | 0 | 2 |
| Unknown | 0 | 0 | 0 | 1 |

| Injuries | Male | Female | Male | Female |
|------------|------|--------|------|--------|
| Minor | 21 | 24 | 69 | 90 |
| Moderate | 5 | 2 | 4 | 23 |
| No visible | 193 | 103 | 72 | 136 |
| Severe | 0 | 0 | 2 | 3 |

| Medical | Male | Female | Male | Female |
|----------|------|--------|------|--------|
| 1st Aid | 3 | 7 | 2 | 7 |
| Hospital | 5 | 4 | 5 | 9 |
| None | 198 | 114 | 106 | 167 |
| Refused | 15 | 8 | 37 | 67 |

| Other | Male | Female | Male | Female |
|----------------------------|------|--------|------|--------|
| Alcohol/Drug Use Suspected | 85 | 47 | 27 | 53 |
| DV Card Given | 3 | 2 | 29 | 63 |
| PO IN Effect | 0 | 2 | 2 | 5 |
| Arrested | 0 | 0 | 0 | 0 |
| None | 0 | 0 | 0 | 0 |

| Victim Relationship to Offender | | | |
|---------------------------------|-----|---------------------|----|
| Cohabitant | 96 | Child in Common | 15 |
| Spouse | 61 | Former Spouse | 6 |
| Dating | 127 | Former Dating | 18 |
| Child in Common | 56 | Former Cohabitant | 5 |
| Blood Relative | 39 | Related by Marriage | 11 |
| Parent | 44 | | |

Carson COUNTY Domestic Violence 2016

Arrestee - General Information

| Time of Day | |
|-------------|----|
| 0000 - 0259 | 38 |
| 0300 - 0559 | 19 |
| 0600 - 0859 | 21 |
| 0900 - 1159 | 31 |
| 1200 - 1459 | 34 |
| 1500 - 1759 | 56 |
| 1800 - 2059 | 84 |
| 2100 - 2359 | 72 |

| Number of Children Present | |
|----------------------------|----|
| Ages 0 - 3 | 37 |
| Ages 4 - 6 | 26 |
| Ages 7 - 9 | 13 |
| Ages 10 - 12 | 11 |
| Ages 13 - 15 | 7 |
| Ages 16 - 18 | 5 |
| Age Unknown | 0 |

| Weapons Used | |
|---------------------------|-----|
| Blunt Object | 73 |
| Hangun | 1 |
| Hands/Fist/Feet | 276 |
| Knife/ Cutting Instrument | 1 |
| Other Firearm | 0 |
| Other Weapon | 7 |
| Unknown | 1 |

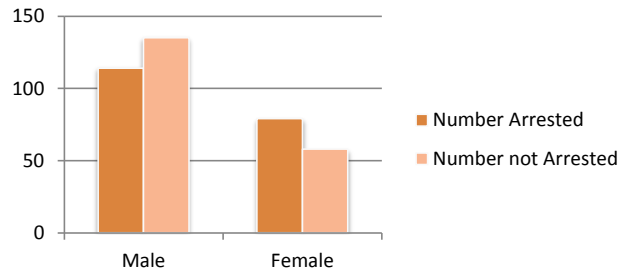
| Arrestee Information | Male | Female |
|----------------------|------|--------|
| Number Arrested | 114 | 79 |
| Number not Arrested | 135 | 58 |

| Mitigating Circumstances for Not Arrested | | |
|---|----|----|
| Aggressor undetermined | 22 | 16 |
| Gone upon arrival | 38 | 10 |
| No evidence of injury | 35 | 14 |
| Not reported within 24 hours | 3 | 0 |
| Other | 4 | 7 |
| Unknown | 1 | 0 |

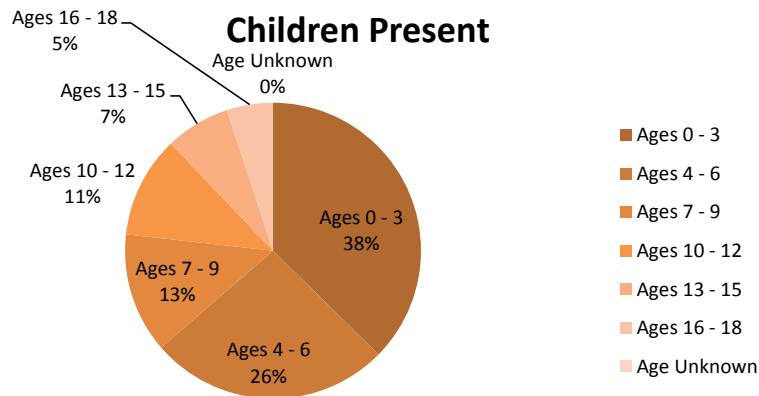
| Others Arrested at Scene | | |
|---------------------------------------|---|---|
| Not part of the Domestic Relationship | 1 | 0 |

Arrested vs Not Arrested

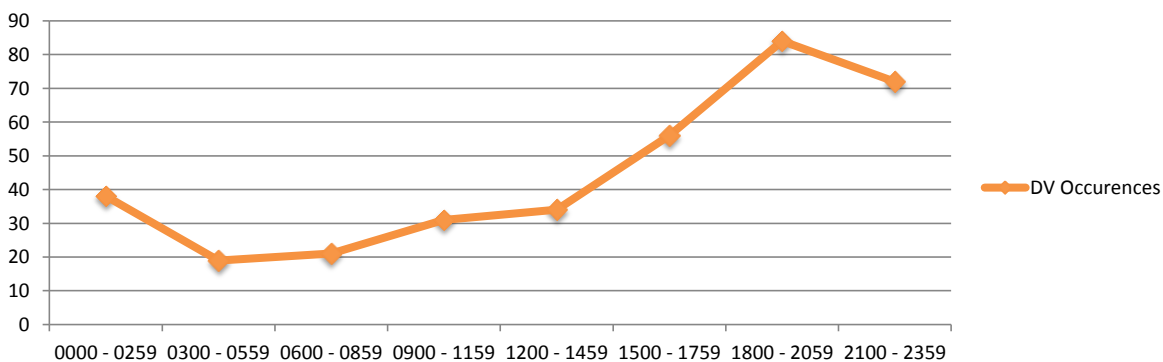
By Gender



Children Present



Time of Day



Churchill COUNTY Domestic Violence 2016
Offender-Victim Information

| | Offender Information | | Victim Information | |
|----------|----------------------|--------|--------------------|--------|
| Age | Male | Female | Male | Female |
| Under 18 | 12 | 5 | 4 | 4 |
| 18-24 | 20 | 14 | 14 | 15 |
| 25-34 | 22 | 9 | 14 | 23 |
| 35-44 | 13 | 2 | 1 | 14 |
| 45-54 | 12 | 2 | 5 | 14 |
| 55-64 | 10 | 3 | 5 | 9 |
| 65+ | 2 | 0 | 2 | 1 |
| Unknown | 0 | 0 | 0 | 0 |

| | Male | Female | Male | Female |
|-----------------|------|--------|------|--------|
| Race | | | | |
| White | 78 | 28 | 41 | 70 |
| Black | 8 | 4 | 4 | 5 |
| American Indian | 5 | 2 | 0 | 1 |
| Asian | 0 | 0 | 0 | 0 |
| Unknown | 0 | 1 | 0 | 3 |

| | Male | Female | Male | Female |
|------------|------|--------|------|--------|
| Injuries | | | | |
| Minor | 25 | 10 | 25 | 44 |
| Moderate | 1 | 1 | 3 | 6 |
| No visible | 59 | 23 | 17 | 30 |
| Severe | 1 | 0 | 0 | 0 |

| | Male | Female | Male | Female |
|----------|------|--------|------|--------|
| Medical | | | | |
| 1st Aid | 1 | 1 | 1 | 0 |
| Hospital | 1 | 2 | 0 | 8 |
| None | 76 | 28 | 30 | 49 |
| Refused | 11 | 2 | 17 | 22 |

| | Male | Female | Male | Female |
|----------------------------|------|--------|------|--------|
| Other | | | | |
| Alcohol/Drug Use Suspected | 42 | 13 | 18 | 22 |
| DV Card Given | 12 | 5 | 24 | 51 |
| PO IN Effect | 1 | 0 | 0 | 1 |
| Arrested | 25 | 7 | 0 | 0 |
| None | 12 | 2 | 7 | 8 |

| Victim Relationship to Offender | | | |
|---------------------------------|----|---------------------|---|
| Cohabitant | 33 | Child in Common | 4 |
| Spouse | 25 | Former Spouse | 0 |
| Dating | 23 | Former Dating | 6 |
| Child in Common | 14 | Former Cohabitant | 1 |
| Blood Relative | 17 | Related by Marriage | 4 |
| Parent | 7 | | |

Churchill COUNTY Domestic Violence 2016
Arrestee - General Information

| Time of Day | |
|-------------|----|
| 0000 - 0259 | 11 |
| 0300 - 0559 | 3 |
| 0600 - 0859 | 8 |
| 0900 - 1159 | 9 |
| 1200 - 1459 | 16 |
| 1500 - 1759 | 14 |
| 1800 - 2059 | 30 |
| 2100 - 2359 | 30 |

| Number of Children Present | |
|----------------------------|----|
| Ages 0 - 3 | 24 |
| Ages 4 - 6 | 13 |
| Ages 7 - 9 | 7 |
| Ages 10 - 12 | 8 |
| Ages 13 - 15 | 6 |
| Ages 16 - 18 | 4 |
| Age Unknown | 0 |

| Weapons Used | |
|---------------------------|-----|
| Blunt Object | 5 |
| Hangun | 0 |
| Hands/Fist/Feet | 104 |
| Knife/ Cutting Instrument | 3 |
| Other Firearm | 0 |
| Other Weapon | 8 |
| Unknown | 2 |

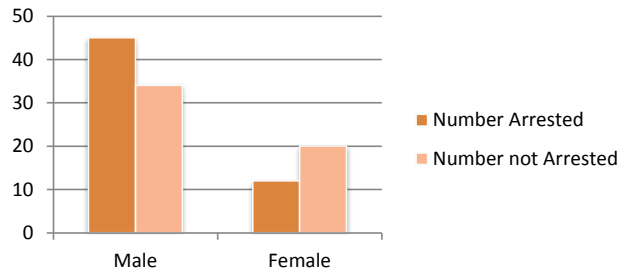
| Arrestee Information | Male | Female |
|----------------------|------|--------|
| Number Arrested | 45 | 12 |
| Number not Arrested | 34 | 20 |

| Mitigating Circumstances for Not Arrested | | |
|---|----|----|
| Aggressor undetermined | 18 | 17 |
| Gone upon arrival | 8 | 1 |
| No evidence of injury | 11 | 1 |
| Not reported within 24 hours | 6 | 0 |
| Other | 2 | 4 |
| Unknown | 1 | 0 |

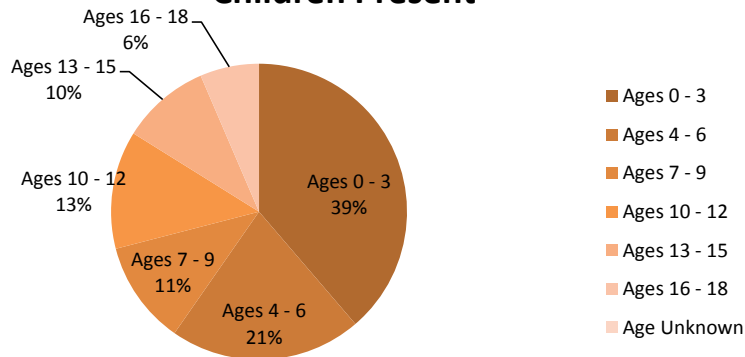
| Others Arrested at Scene | | |
|---------------------------------------|---|---|
| Not part of the Domestic Relationship | 0 | 0 |

Arrested vs Not Arrested

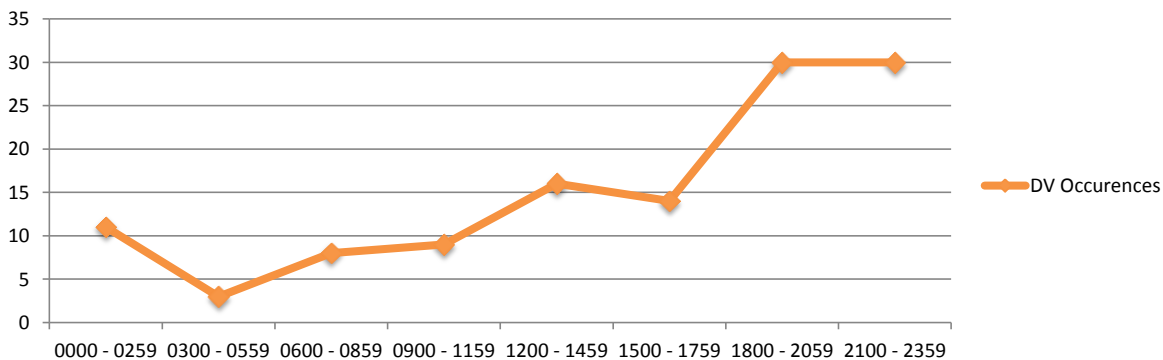
By Gender



Children Present



Time of Day



Churchill County SO Domestic Violence 2016
Offender-Victim Information

| | Offender Information | | Victim Information | |
|----------|----------------------|--------|--------------------|--------|
| Age | Male | Female | Male | Female |
| Under 18 | 6 | 2 | 2 | 1 |
| 18-24 | 9 | 6 | 9 | 6 |
| 25-34 | 8 | 4 | 8 | 10 |
| 35-44 | 8 | 1 | 0 | 5 |
| 45-54 | 11 | 1 | 3 | 10 |
| 55-64 | 6 | 3 | 4 | 7 |
| 65+ | 1 | 0 | 0 | 1 |
| Unknown | 0 | 0 | 0 | 0 |

| | Male | Female | Male | Female |
|-----------------|------|--------|------|--------|
| Race | | | | |
| White | 48 | 16 | 26 | 39 |
| Black | 1 | 0 | 0 | 0 |
| American Indian | 0 | 0 | 0 | 0 |
| Asian | 0 | 0 | 0 | 0 |
| Unknown | 0 | 1 | 0 | 1 |

| | Male | Female | Male | Female |
|------------|------|--------|------|--------|
| Injuries | | | | |
| Minor | 19 | 4 | 13 | 27 |
| Moderate | 0 | 0 | 2 | 2 |
| No visible | 28 | 13 | 11 | 11 |
| Severe | 1 | 0 | 0 | 0 |

| | Male | Female | Male | Female |
|----------|------|--------|------|--------|
| Medical | | | | |
| 1st Aid | 1 | 1 | 1 | 0 |
| Hospital | 1 | 1 | 0 | 3 |
| None | 38 | 13 | 17 | 26 |
| Refused | 8 | 0 | 11 | 11 |

| | Male | Female | Male | Female |
|----------------------------|------|--------|------|--------|
| Other | | | | |
| Alcohol/Drug Use Suspected | 24 | 8 | 15 | 16 |
| DV Card Given | 12 | 3 | 15 | 25 |
| PO IN Effect | 1 | 0 | 0 | 1 |
| Arrested | 13 | 4 | 0 | 0 |
| None | 0 | 0 | 2 | 0 |

| Victim Relationship to Offender | | | |
|---------------------------------|----|---------------------|---|
| Cohabitant | 12 | Child in Common | 4 |
| Spouse | 15 | Former Spouse | 0 |
| Dating | 10 | Former Dating | 0 |
| Child in Common | 6 | Former Cohabitant | 0 |
| Blood Relative | 10 | Related by Marriage | 1 |
| Parent | 3 | | |

Churchill County SO Domestic Violence 2016

Arrestee - General Information

| Time of Day | |
|-------------|----|
| 0000 - 0259 | 4 |
| 0300 - 0559 | 1 |
| 0600 - 0859 | 3 |
| 0900 - 1159 | 5 |
| 1200 - 1459 | 5 |
| 1500 - 1759 | 9 |
| 1800 - 2059 | 18 |
| 2100 - 2359 | 17 |

| Number of Children Present | |
|----------------------------|----|
| Ages 0 - 3 | 10 |
| Ages 4 - 6 | 5 |
| Ages 7 - 9 | 3 |
| Ages 10 - 12 | 2 |
| Ages 13 - 15 | 4 |
| Ages 16 - 18 | 3 |
| Age Unknown | 0 |

| Weapons Used | |
|---------------------------|----|
| Blunt Object | 2 |
| Hangun | 0 |
| Hands/Fist/Feet | 50 |
| Knife/ Cutting Instrument | 2 |
| Other Firearm | 0 |
| Other Weapon | 3 |
| Unknown | 2 |

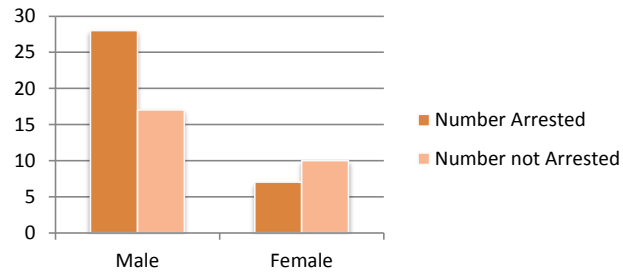
| Arrestee Information | Male | Female |
|----------------------|------|--------|
| Number Arrested | 28 | 7 |
| Number not Arrested | 17 | 10 |

| Mitigating Circumstances for Not Arrested | | |
|---|----|---|
| Aggressor undetermined | 11 | 7 |
| Gone upon arrival | 1 | 0 |
| No evidence of injury | 5 | 1 |
| Not reported within 24 hours | 3 | 0 |
| Other | 0 | 2 |
| Unknown | 0 | 0 |

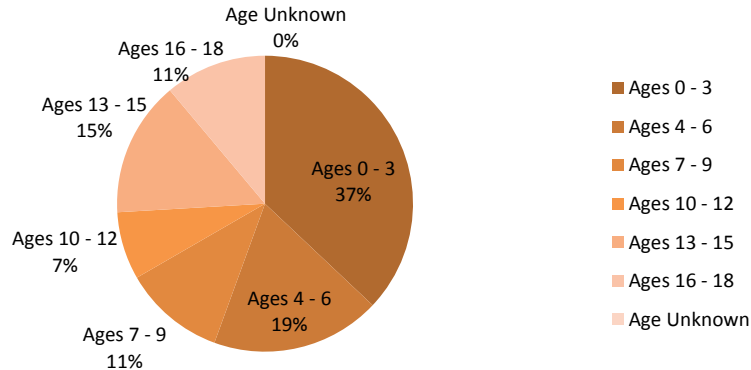
| Others Arrested at Scene | | |
|---------------------------------------|---|---|
| Not part of the Domestic Relationship | 0 | 0 |

Arrested vs Not Arrested

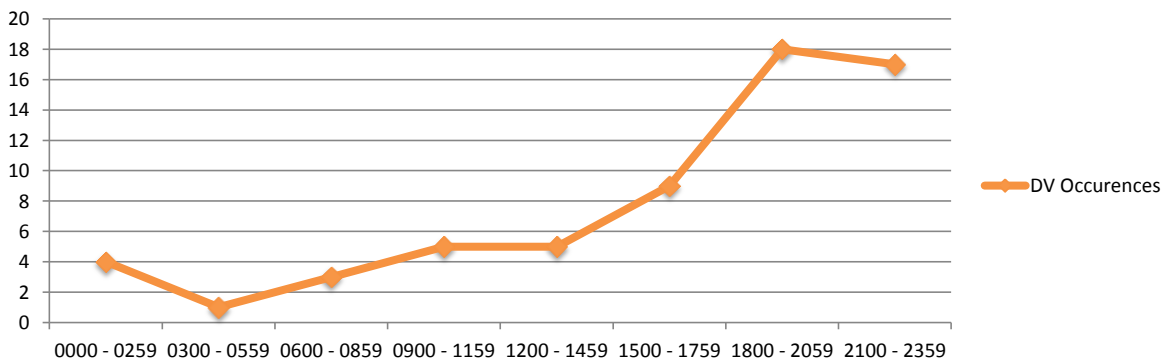
By Gender



Children Present



Time of Day



Fallon PD Domestic Violence 2016
Offender-Victim Information

| | Offender Information | | Victim Information | |
|----------|----------------------|--------|--------------------|--------|
| Age | Male | Female | Male | Female |
| Under 18 | 6 | 3 | 2 | 3 |
| 18-24 | 11 | 8 | 5 | 9 |
| 25-34 | 14 | 5 | 6 | 13 |
| 35-44 | 5 | 1 | 1 | 9 |
| 45-54 | 1 | 1 | 2 | 4 |
| 55-64 | 4 | 0 | 1 | 2 |
| 65+ | 1 | 0 | 2 | 0 |
| Unknown | 0 | 0 | 0 | 0 |

| | Male | Female | Male | Female |
|-----------------|------|--------|------|--------|
| Race | | | | |
| White | 30 | 12 | 15 | 31 |
| Black | 7 | 4 | 4 | 5 |
| American Indian | 5 | 2 | 0 | 1 |
| Asian | 0 | 0 | 0 | 0 |
| Unknown | 0 | 0 | 0 | 2 |

| | Male | Female | Male | Female |
|------------|------|--------|------|--------|
| Injuries | | | | |
| Minor | 6 | 6 | 12 | 17 |
| Moderate | 1 | 1 | 1 | 4 |
| No visible | 31 | 10 | 6 | 19 |
| Severe | 0 | 0 | 0 | 0 |

| | Male | Female | Male | Female |
|----------|------|--------|------|--------|
| Medical | | | | |
| 1st Aid | 0 | 0 | 0 | 0 |
| Hospital | 0 | 1 | 0 | 5 |
| None | 38 | 15 | 13 | 23 |
| Refused | 3 | 2 | 6 | 11 |

| | Male | Female | Male | Female |
|----------------------------|------|--------|------|--------|
| Other | | | | |
| Alcohol/Drug Use Suspected | 18 | 5 | 3 | 6 |
| DV Card Given | 0 | 2 | 9 | 26 |
| PO IN Effect | 0 | 0 | 0 | 0 |
| Arrested | 12 | 3 | 0 | 0 |
| None | 12 | 2 | 5 | 8 |

| Victim Relationship to Offender | | | |
|---------------------------------|----|---------------------|---|
| Cohabitant | 21 | Child in Common | 0 |
| Spouse | 10 | Former Spouse | 0 |
| Dating | 13 | Former Dating | 6 |
| Child in Common | 8 | Former Cohabitant | 1 |
| Blood Relative | 7 | Related by Marriage | 3 |
| Parent | 4 | | |

Fallon PD Domestic Violence 2016
Arrestee - General Information

| Time of Day | |
|-------------|----|
| 0000 - 0259 | 7 |
| 0300 - 0559 | 2 |
| 0600 - 0859 | 5 |
| 0900 - 1159 | 4 |
| 1200 - 1459 | 11 |
| 1500 - 1759 | 5 |
| 1800 - 2059 | 12 |
| 2100 - 2359 | 13 |

| Number of Children Present | |
|----------------------------|----|
| Ages 0 - 3 | 14 |
| Ages 4 - 6 | 8 |
| Ages 7 - 9 | 4 |
| Ages 10 - 12 | 6 |
| Ages 13 - 15 | 2 |
| Ages 16 - 18 | 1 |
| Age Unknown | 0 |

| Weapons Used | |
|---------------------------|----|
| Blunt Object | 3 |
| Hangun | 0 |
| Hands/Fist/Feet | 54 |
| Knife/ Cutting Instrument | 1 |
| Other Firearm | 0 |
| Other Weapon | 5 |
| Unknown | 0 |

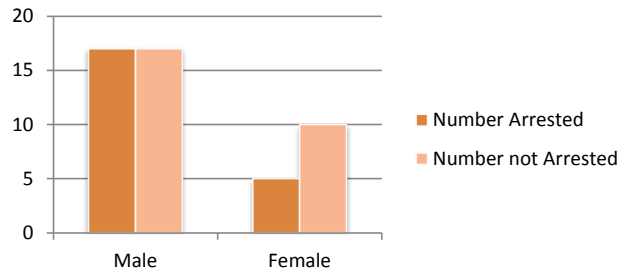
| Arrestee Information | Male | Female |
|----------------------|------|--------|
| Number Arrested | 17 | 5 |
| Number not Arrested | 17 | 10 |

| Mitigating Circumstances for Not Arrested | | |
|---|---|----|
| Aggressor undetermined | 7 | 10 |
| Gone upon arrival | 7 | 1 |
| No evidence of injury | 6 | 0 |
| Not reported within 24 hours | 3 | 0 |
| Other | 2 | 2 |
| Unknown | 1 | 0 |

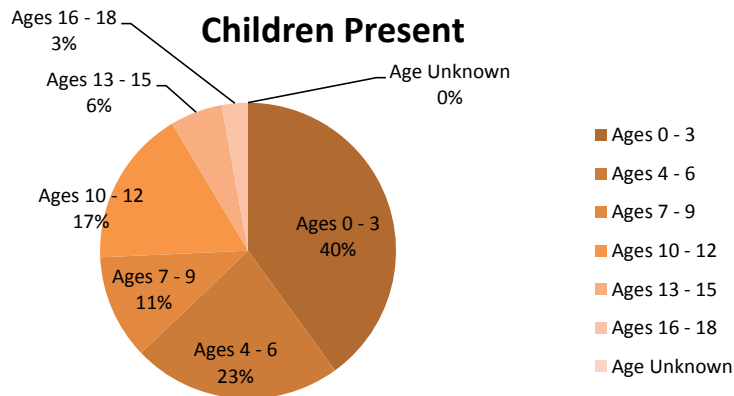
| Others Arrested at Scene | | |
|---------------------------------------|---|---|
| Not part of the Domestic Relationship | 0 | 0 |

Arrested vs Not Arrested

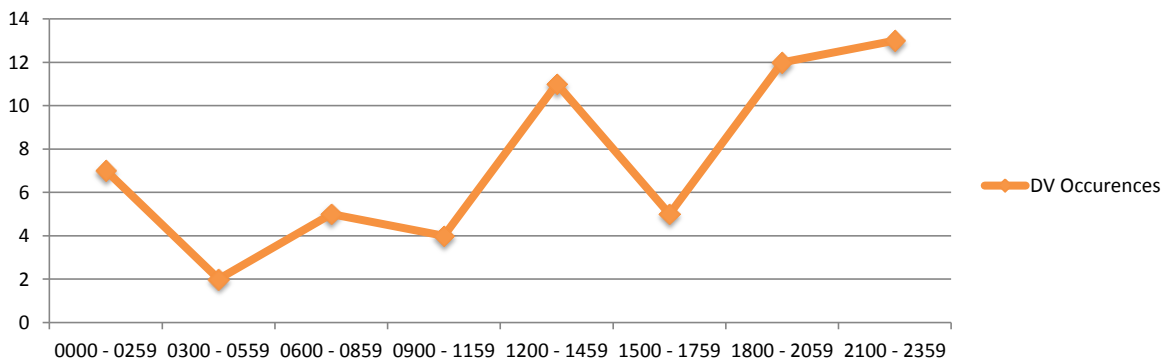
By Gender



Children Present



Time of Day



Clark COUNTY Domestic Violence 2016
Offender-Victim Information

| | Offender Information | | Victim Information | |
|----------|----------------------|--------|--------------------|--------|
| Age | Male | Female | Male | Female |
| Under 18 | 910 | 584 | 605 | 715 |
| 18-24 | 3,053 | 1,589 | 1,291 | 3,786 |
| 25-34 | 5,661 | 2,335 | 2,138 | 5,765 |
| 35-44 | 3,428 | 1,396 | 1,559 | 3,783 |
| 45-54 | 2,208 | 907 | 1,248 | 2,189 |
| 55-64 | 935 | 354 | 763 | 950 |
| 65+ | 318 | 142 | 399 | 413 |
| Unknown | 93 | 33 | 15 | 24 |

| | Male | Female | Male | Female |
|-----------------|-------|--------|-------|--------|
| Race | | | | |
| White | 8,977 | 4,162 | 4,939 | 10,210 |
| Black | 6,504 | 2,600 | 2,421 | 6,009 |
| American Indian | 84 | 50 | 46 | 101 |
| Asian | 492 | 334 | 301 | 666 |
| Unknown | 176 | 43 | 64 | 131 |

| | Male | Female | Male | Female |
|------------|-------|--------|-------|--------|
| Injuries | | | | |
| Minor | 2,621 | 1,620 | 3,883 | 7,897 |
| Moderate | 225 | 91 | 287 | 699 |
| No visible | 6,278 | 3,142 | 4,466 | 6,588 |
| Severe | 38 | 14 | 60 | 148 |

| | Male | Female | Male | Female |
|----------|--------|--------|-------|--------|
| Medical | | | | |
| 1st Aid | 407 | 249 | 439 | 1,102 |
| Hospital | 421 | 193 | 409 | 1,153 |
| None | 10,953 | 4,093 | 2,674 | 5,724 |
| Refused | 2,865 | 1,809 | 3,552 | 7,717 |

| | Male | Female | Male | Female |
|----------------------------|--------|--------|-------|--------|
| Other | | | | |
| Alcohol/Drug Use Suspected | 11,441 | 5,013 | 2,530 | 4,854 |
| DV Card Given | 6,756 | 3,501 | 6,602 | 16,541 |
| PO IN Effect | 206 | 121 | 14 | 201 |
| Arrested | 546 | 343 | 11 | 13 |
| None | 25 | 6 | 24 | 39 |

| Victim Relationship to Offender | | | |
|---------------------------------|--------|---------------------|-------|
| Cohabitant | 14,367 | Child in Common | 1,416 |
| Spouse | 1,732 | Former Spouse | 331 |
| Dating | 10,104 | Former Dating | 2,398 |
| Child in Common | 5,232 | Former Cohabitant | 1,787 |
| Blood Relative | 4,515 | Related by Marriage | 3,443 |
| Parent | 2,469 | | |

Clark COUNTY Domestic Violence 2016
Arrestee - General Information

| Time of Day | |
|-------------|-------|
| 0000 - 0259 | 3,100 |
| 0300 - 0559 | 1,711 |
| 0600 - 0859 | 1,821 |
| 0900 - 1159 | 2,415 |
| 1200 - 1459 | 2,613 |
| 1500 - 1759 | 3,218 |
| 1800 - 2059 | 3,579 |
| 2100 - 2359 | 3,914 |

| Number of Children Present | |
|----------------------------|-------|
| Ages 0 - 3 | 2,151 |
| Ages 4 - 6 | 1,201 |
| Ages 7 - 9 | 1,006 |
| Ages 10 - 12 | 818 |
| Ages 13 - 15 | 826 |
| Ages 16 - 18 | 596 |
| Age Unknown | 488 |

| Weapons Used | |
|---------------------------|--------|
| Blunt Object | 481 |
| Hangun | 379 |
| Hands/Fist/Feet | 20,468 |
| Knife/ Cutting Instrument | 984 |
| Other Firearm | 164 |
| Other Weapon | 292 |
| Unknown | 723 |

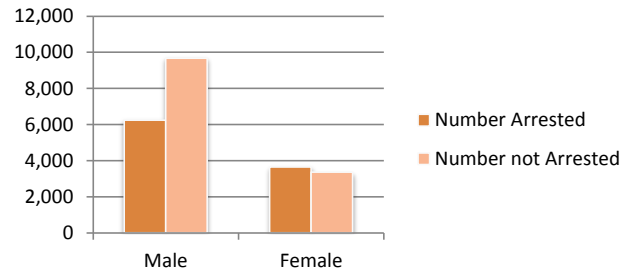
| Arrestee Information | Male | Female |
|----------------------|-------|--------|
| Number Arrested | 6,235 | 3,643 |
| Number not Arrested | 9,674 | 3,353 |

| Mitigating Circumstances for Not Arrested | | |
|---|-------|-------|
| Aggressor undetermined | 1,043 | 607 |
| Gone upon arrival | 4,195 | 1,093 |
| No evidence of injury | 1,416 | 573 |
| Not reported within 24 hours | 271 | 76 |
| Other | 263 | 145 |
| Unknown | 2,559 | 890 |

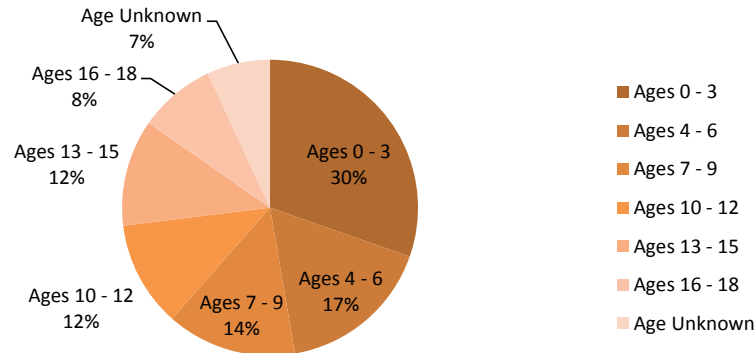
| Others Arrested at Scene | | |
|---------------------------------------|---|---|
| Not part of the Domestic Relationship | 3 | 0 |

Arrested vs Not Arrested

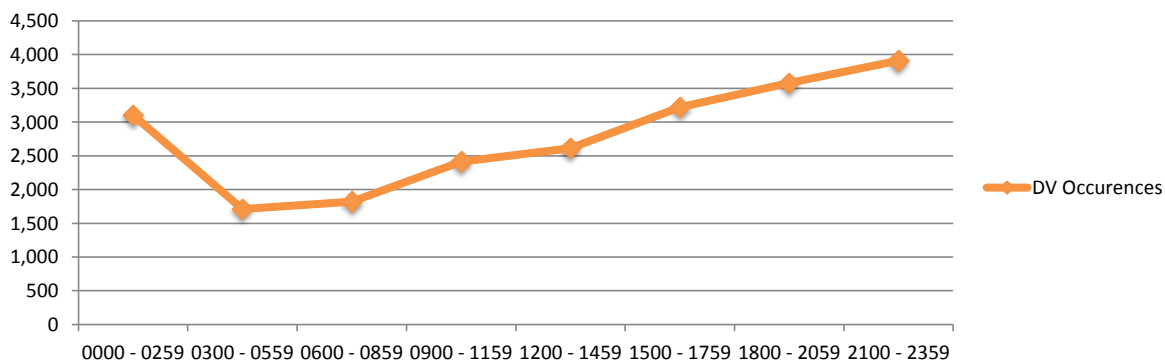
By Gender



Children Present



Time of Day



Boulder City PD Domestic Violence 2016
Offender-Victim Information

| | Offender Information | | Victim Information | |
|----------|----------------------|--------|--------------------|--------|
| Age | Male | Female | Male | Female |
| Under 18 | 10 | 1 | 4 | 4 |
| 18-24 | 3 | 6 | 4 | 9 |
| 25-34 | 20 | 9 | 8 | 16 |
| 35-44 | 10 | 6 | 8 | 11 |
| 45-54 | 13 | 3 | 10 | 5 |
| 55-64 | 4 | 2 | 4 | 6 |
| 65+ | 0 | 0 | 1 | 1 |
| Unknown | 0 | 0 | 0 | 0 |

| | Male | Female | Male | Female |
|-----------------|------|--------|------|--------|
| Race | | | | |
| White | 57 | 25 | 38 | 47 |
| Black | 2 | 1 | 0 | 4 |
| American Indian | 0 | 0 | 0 | 0 |
| Asian | 0 | 1 | 1 | 1 |
| Unknown | 1 | 0 | 0 | 0 |

| | Male | Female | Male | Female |
|------------|------|--------|------|--------|
| Injuries | | | | |
| Minor | 14 | 9 | 28 | 29 |
| Moderate | 8 | 0 | 0 | 3 |
| No visible | 38 | 18 | 10 | 20 |
| Severe | 0 | 0 | 0 | 0 |

| | Male | Female | Male | Female |
|----------|------|--------|------|--------|
| Medical | | | | |
| 1st Aid | 1 | 1 | 2 | 1 |
| Hospital | 0 | 2 | 3 | 1 |
| None | 47 | 15 | 23 | 24 |
| Refused | 12 | 6 | 13 | 24 |

| | Male | Female | Male | Female |
|----------------------------|------|--------|------|--------|
| Other | | | | |
| Alcohol/Drug Use Suspected | 19 | 10 | 9 | 7 |
| DV Card Given | 2 | 2 | 9 | 20 |
| PO IN Effect | 0 | 0 | 0 | 0 |
| Arrested | 31 | 14 | 2 | 1 |
| None | 17 | 3 | 19 | 21 |

| Victim Relationship to Offender | | | |
|---------------------------------|----|---------------------|---|
| Cohabitant | 13 | Child in Common | 7 |
| Spouse | 24 | Former Spouse | 0 |
| Dating | 19 | Former Dating | 2 |
| Child in Common | 3 | Former Cohabitant | 0 |
| Blood Relative | 9 | Related by Marriage | 2 |
| Parent | 11 | | |

Boulder City PD Domestic Violence 2016

Arrestee - General Information

| Time of Day | |
|-------------|----|
| 0000 - 0259 | 21 |
| 0300 - 0559 | 2 |
| 0600 - 0859 | 6 |
| 0900 - 1159 | 2 |
| 1200 - 1459 | 10 |
| 1500 - 1759 | 11 |
| 1800 - 2059 | 16 |
| 2100 - 2359 | 20 |

| Number of Children Present | |
|----------------------------|----|
| Ages 0 - 3 | 13 |
| Ages 4 - 6 | 3 |
| Ages 7 - 9 | 5 |
| Ages 10 - 12 | 2 |
| Ages 13 - 15 | 2 |
| Ages 16 - 18 | 4 |
| Age Unknown | 7 |

| Weapons Used | |
|---------------------------|----|
| Blunt Object | 3 |
| Hangun | 2 |
| Hands/Fist/Feet | 80 |
| Knife/ Cutting Instrument | 0 |
| Other Firearm | 0 |
| Other Weapon | 3 |
| Unknown | 0 |

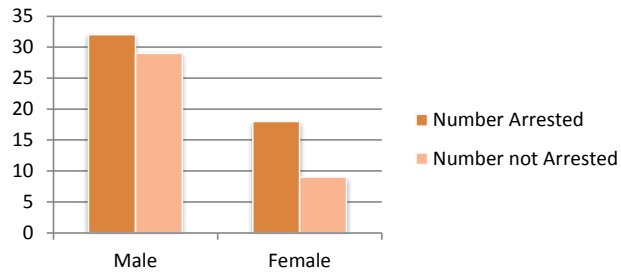
| Arrestee Information | Male | Female |
|----------------------|------|--------|
| Number Arrested | 32 | 18 |
| Number not Arrested | 29 | 9 |

| Mitigating Circumstances for Not Arrested | | |
|---|----|---|
| Aggressor undetermined | 6 | 6 |
| Gone upon arrival | 12 | 1 |
| No evidence of injury | 6 | 1 |
| Not reported within 24 hours | 5 | 1 |
| Other | 4 | 1 |
| Unknown | 0 | 0 |

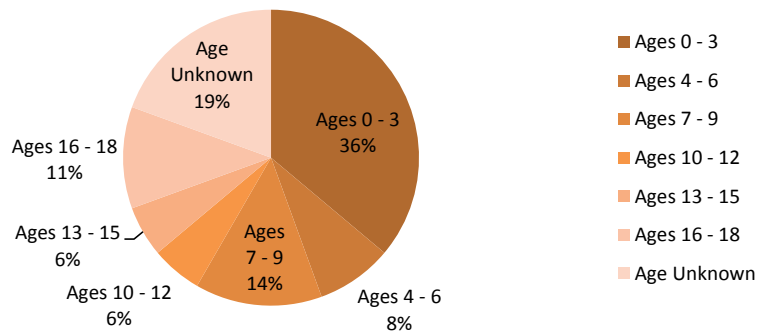
| Others Arrested at Scene | | |
|---------------------------------------|---|---|
| Not part of the Domestic Relationship | 0 | 0 |

Arrested vs Not Arrested

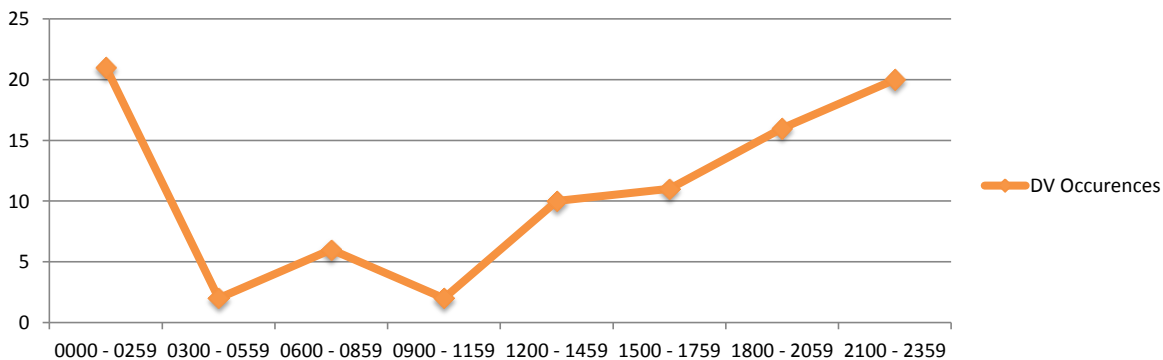
By Gender



Children Present



Time of Day



Clark County School District PD Domestic Violence 2016
Offender-Victim Information

| | Offender Information | | Victim Information | |
|----------|----------------------|--------|--------------------|--------|
| Age | Male | Female | Male | Female |
| Under 18 | 8 | 12 | 3 | 13 |
| 18-24 | 2 | 1 | 1 | 2 |
| 25-34 | 5 | 1 | 1 | 8 |
| 35-44 | 2 | 1 | 0 | 1 |
| 45-54 | 0 | 0 | 1 | 0 |
| 55-64 | 0 | 0 | 0 | 1 |
| 65+ | 0 | 0 | 0 | 0 |
| Unknown | 0 | 1 | 0 | 0 |

| | Male | Female | Male | Female |
|-----------------|------|--------|------|--------|
| Race | | | | |
| White | 10 | 6 | 3 | 13 |
| Black | 6 | 5 | 2 | 8 |
| American Indian | 0 | 0 | 0 | 0 |
| Asian | 0 | 2 | 1 | 1 |
| Unknown | 0 | 1 | 0 | 1 |

| | Male | Female | Male | Female |
|------------|------|--------|------|--------|
| Injuries | | | | |
| Minor | 3 | 4 | 2 | 14 |
| Moderate | 0 | 0 | 0 | 0 |
| No visible | 8 | 9 | 4 | 11 |
| Severe | 0 | 0 | 0 | 0 |

| | Male | Female | Male | Female |
|----------|------|--------|------|--------|
| Medical | | | | |
| 1st Aid | 1 | 0 | 0 | 1 |
| Hospital | 0 | 0 | 1 | 0 |
| None | 10 | 11 | 5 | 18 |
| Refused | 0 | 2 | 0 | 5 |

| | Male | Female | Male | Female |
|----------------------------|------|--------|------|--------|
| Other | | | | |
| Alcohol/Drug Use Suspected | 2 | 0 | 1 | 0 |
| DV Card Given | 0 | 2 | 0 | 5 |
| PO IN Effect | 0 | 0 | 0 | 0 |
| Arrested | 12 | 10 | 1 | 2 |
| None | 7 | 3 | 4 | 16 |

| Victim Relationship to Offender | | | |
|---------------------------------|----|---------------------|---|
| Cohabitant | 0 | Child in Common | 1 |
| Spouse | 0 | Former Spouse | 1 |
| Dating | 12 | Former Dating | 8 |
| Child in Common | 5 | Former Cohabitant | 0 |
| Blood Relative | 3 | Related by Marriage | 0 |
| Parent | 2 | | |

Clark County School District PD Domestic Violence 2016

Arrestee - General Information

| Time of Day | |
|-------------|----|
| 0000 - 0259 | 0 |
| 0300 - 0559 | 0 |
| 0600 - 0859 | 5 |
| 0900 - 1159 | 10 |
| 1200 - 1459 | 9 |
| 1500 - 1759 | 2 |
| 1800 - 2059 | 2 |
| 2100 - 2359 | 0 |

| Number of Children Present | |
|----------------------------|---|
| Ages 0 - 3 | 0 |
| Ages 4 - 6 | 4 |
| Ages 7 - 9 | 2 |
| Ages 10 - 12 | 1 |
| Ages 13 - 15 | 1 |
| Ages 16 - 18 | 0 |
| Age Unknown | 0 |

| Weapons Used | |
|---------------------------|----|
| Blunt Object | 0 |
| Hangun | 0 |
| Hands/Fist/Feet | 31 |
| Knife/ Cutting Instrument | 1 |
| Other Firearm | 0 |
| Other Weapon | 0 |
| Unknown | 1 |

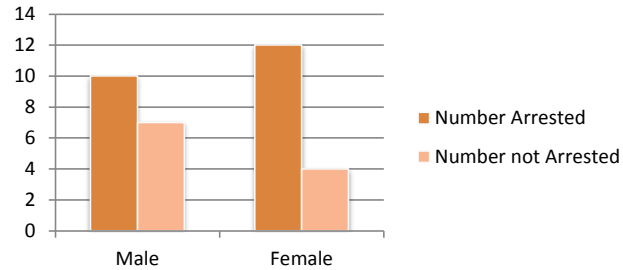
| Arrestee Information | Male | Female |
|----------------------|------|--------|
| Number Arrested | 10 | 12 |
| Number not Arrested | 7 | 4 |

| Mitigating Circumstances for Not Arrested | | |
|---|---|---|
| Aggressor undetermined | 1 | 1 |
| Gone upon arrival | 3 | 0 |
| No evidence of injury | 2 | 1 |
| Not reported within 24 hours | 0 | 0 |
| Other | 1 | 2 |
| Unknown | 0 | 0 |

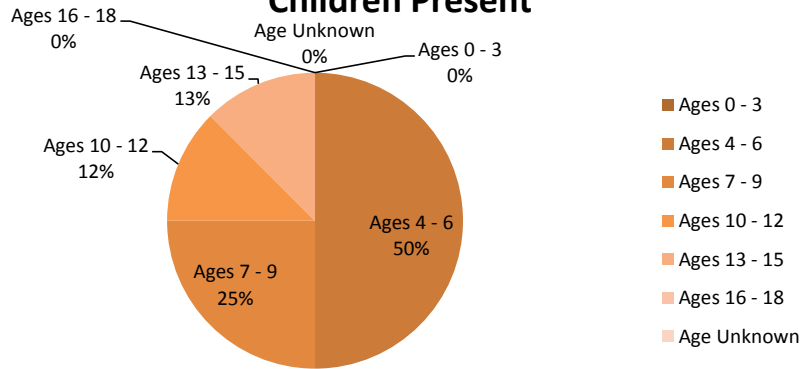
| Others Arrested at Scene | | |
|---------------------------------------|---|---|
| Not part of the Domestic Relationship | 0 | 0 |

Arrested vs Not Arrested

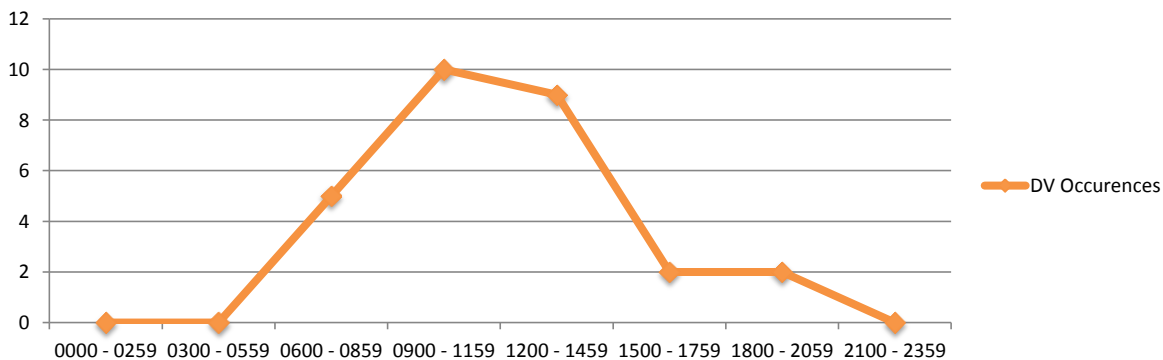
By Gender



Children Present



Time of Day



College of Southern Nevada PD Domestic Violence 2016
Offender-Victim Information

| | Offender Information | | Victim Information | |
|----------|----------------------|--------|--------------------|--------|
| Age | Male | Female | Male | Female |
| Under 18 | 0 | 1 | 1 | 0 |
| 18-24 | 1 | 1 | 1 | 1 |
| 25-34 | 0 | 0 | 0 | 0 |
| 35-44 | 0 | 0 | 0 | 0 |
| 45-54 | 0 | 0 | 0 | 0 |
| 55-64 | 0 | 0 | 0 | 0 |
| 65+ | 0 | 0 | 0 | 0 |
| Unknown | 0 | 0 | 0 | 0 |

| | Male | Female | Male | Female |
|-----------------|------|--------|------|--------|
| Race | | | | |
| White | 0 | 2 | 2 | 1 |
| Black | 1 | 0 | 0 | 0 |
| American Indian | 0 | 0 | 0 | 0 |
| Asian | 0 | 0 | 0 | 0 |
| Unknown | 0 | 0 | 0 | 0 |

| | Male | Female | Male | Female |
|------------|------|--------|------|--------|
| Injuries | | | | |
| Minor | 0 | 0 | 0 | 0 |
| Moderate | 0 | 0 | 0 | 0 |
| No visible | 0 | 0 | 0 | 1 |
| Severe | 0 | 0 | 0 | 0 |

| | Male | Female | Male | Female |
|----------|------|--------|------|--------|
| Medical | | | | |
| 1st Aid | 0 | 0 | 0 | 0 |
| Hospital | 0 | 0 | 0 | 0 |
| None | 1 | 0 | 0 | 1 |
| Refused | 0 | 0 | 0 | 0 |

| | Male | Female | Male | Female |
|----------------------------|------|--------|------|--------|
| Other | | | | |
| Alcohol/Drug Use Suspected | 0 | 0 | 0 | 0 |
| DV Card Given | 0 | 0 | 1 | 0 |
| PO IN Effect | 0 | 0 | 0 | 0 |
| Arrested | 0 | 1 | 0 | 0 |
| None | 1 | 0 | 0 | 1 |

| Victim Relationship to Offender | | | |
|---------------------------------|---|---------------------|---|
| Cohabitant | 0 | Child in Common | 0 |
| Spouse | 0 | Former Spouse | 0 |
| Dating | 3 | Former Dating | 0 |
| Child in Common | 0 | Former Cohabitant | 0 |
| Blood Relative | 0 | Related by Marriage | 0 |
| Parent | 0 | | |

Arrestee - General Information

| Time of Day | |
|-------------|---|
| 0000 - 0259 | 0 |
| 0300 - 0559 | 0 |
| 0600 - 0859 | 1 |
| 0900 - 1159 | 1 |
| 1200 - 1459 | 1 |
| 1500 - 1759 | 0 |
| 1800 - 2059 | 0 |
| 2100 - 2359 | 0 |

| Number of Children Present | |
|----------------------------|---|
| Ages 0 - 3 | 0 |
| Ages 4 - 6 | 0 |
| Ages 7 - 9 | 0 |
| Ages 10 - 12 | 0 |
| Ages 13 - 15 | 0 |
| Ages 16 - 18 | 0 |
| Age Unknown | 0 |

| Weapons Used | |
|---------------------------|---|
| Blunt Object | 0 |
| Hangun | 0 |
| Hands/Fist/Feet | 3 |
| Knife/ Cutting Instrument | 0 |
| Other Firearm | 0 |
| Other Weapon | 0 |
| Unknown | 0 |

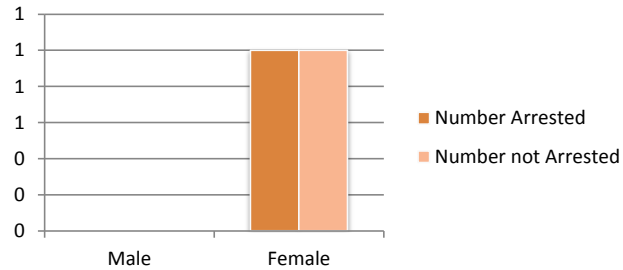
| Arrestee Information | Male | Female |
|----------------------|------|--------|
| Number Arrested | 0 | 1 |
| Number not Arrested | 0 | 1 |

| Mitigating Circumstances for Not Arrested | | |
|---|---|---|
| Aggressor undetermined | 0 | 0 |
| Gone upon arrival | 1 | 0 |
| No evidence of injury | 0 | 0 |
| Not reported within 24 hours | 0 | 0 |
| Other | 0 | 2 |
| Unknown | 0 | 0 |

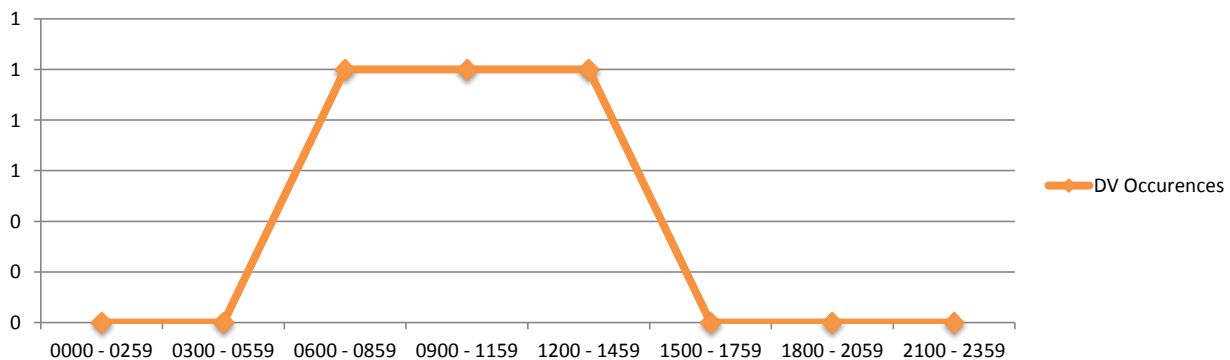
| Others Arrested at Scene | | |
|---------------------------------------|---|---|
| Not part of the Domestic Relationship | 0 | 0 |

Arrested vs Not Arrested

By Gender



Time of Day



Henderson PD Domestic Violence 2016
Offender-Victim Information

| | Offender Information | | Victim Information | |
|----------|----------------------|--------|--------------------|--------|
| Age | Male | Female | Male | Female |
| Under 18 | 172 | 102 | 103 | 91 |
| 18-24 | 334 | 168 | 151 | 362 |
| 25-34 | 503 | 285 | 203 | 529 |
| 35-44 | 331 | 173 | 189 | 386 |
| 45-54 | 239 | 123 | 143 | 269 |
| 55-64 | 133 | 50 | 85 | 120 |
| 65+ | 72 | 36 | 63 | 69 |
| Unknown | 8 | 1 | 2 | 3 |

| | Male | Female | Male | Female |
|-----------------|-------|--------|------|--------|
| Race | | | | |
| White | 1,187 | 661 | 683 | 1,355 |
| Black | 487 | 228 | 210 | 390 |
| American Indian | 5 | 0 | 0 | 2 |
| Asian | 29 | 15 | 12 | 37 |
| Unknown | 20 | 20 | 18 | 21 |

| | Male | Female | Male | Female |
|------------|------|--------|------|--------|
| Injuries | | | | |
| Minor | 0 | 0 | 0 | 0 |
| Moderate | 0 | 0 | 0 | 0 |
| No visible | 0 | 0 | 0 | 0 |
| Severe | 0 | 0 | 0 | 0 |

| | Male | Female | Male | Female |
|----------|------|--------|------|--------|
| Medical | | | | |
| 1st Aid | 0 | 0 | 0 | 0 |
| Hospital | 0 | 0 | 0 | 0 |
| None | 0 | 0 | 0 | 0 |
| Refused | 0 | 0 | 0 | 0 |

| | Male | Female | Male | Female |
|----------------------------|------|--------|------|--------|
| Other | | | | |
| Alcohol/Drug Use Suspected | 0 | 0 | 0 | 0 |
| DV Card Given | 909 | 421 | 484 | 954 |
| PO IN Effect | 0 | 41 | 0 | 0 |
| Arrested | 0 | 0 | 0 | 0 |
| None | 0 | 0 | 0 | 0 |

| Victim Relationship to Offender | | | |
|---------------------------------|-----|---------------------|-----|
| Cohabitant | 447 | Child in Common | 152 |
| Spouse | 251 | Former Spouse | 36 |
| Dating | 291 | Former Dating | 100 |
| Child in Common | 107 | Former Cohabitant | 43 |
| Blood Relative | 87 | Related by Marriage | 46 |
| Parent | 783 | | |

Henderson PD Domestic Violence 2016
Arrestee - General Information

| Time of Day | |
|-------------|-----|
| 0000 - 0259 | 226 |
| 0300 - 0559 | 95 |
| 0600 - 0859 | 153 |
| 0900 - 1159 | 217 |
| 1200 - 1459 | 279 |
| 1500 - 1759 | 356 |
| 1800 - 2059 | 372 |
| 2100 - 2359 | 403 |

| Number of Children Present | |
|----------------------------|-----|
| Ages 0 - 3 | 274 |
| Ages 4 - 6 | 160 |
| Ages 7 - 9 | 169 |
| Ages 10 - 12 | 168 |
| Ages 13 - 15 | 277 |
| Ages 16 - 18 | 350 |
| Age Unknown | 47 |

| Weapons Used | |
|---------------------------|-----|
| Blunt Object | 55 |
| Hangun | 5 |
| Hands/Fist/Feet | 114 |
| Knife/ Cutting Instrument | 8 |
| Other Firearm | 0 |
| Other Weapon | 10 |
| Unknown | 60 |

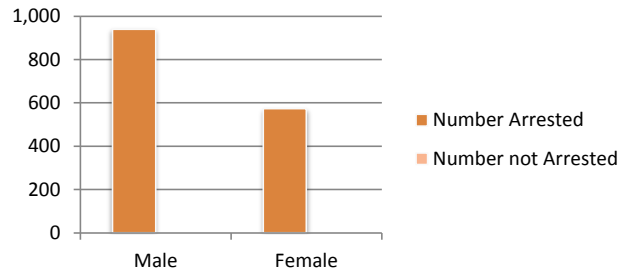
| Arrestee Information | Male | Female |
|----------------------|------|--------|
| Number Arrested | 939 | 573 |
| Number not Arrested | 0 | 0 |

| Mitigating Circumstances for Not Arrested | | |
|---|---|---|
| Aggressor undetermined | 0 | 0 |
| Gone upon arrival | 0 | 0 |
| No evidence of injury | 0 | 0 |
| Not reported within 24 hours | 0 | 0 |
| Other | 0 | 0 |
| Unknown | 0 | 0 |

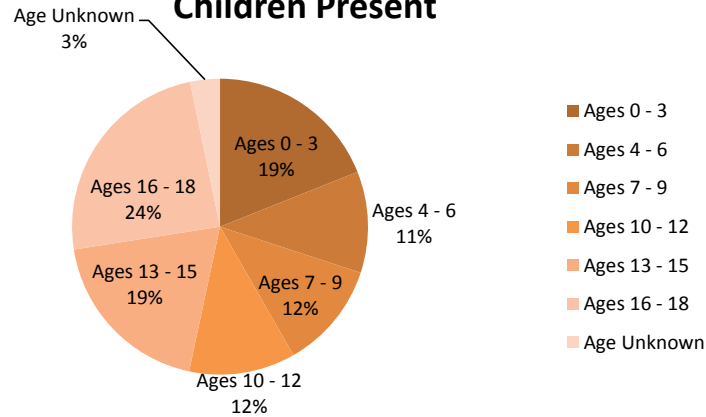
| Others Arrested at Scene | | |
|---------------------------------------|---|---|
| Not part of the Domestic Relationship | 0 | 0 |

Arrested vs Not Arrested

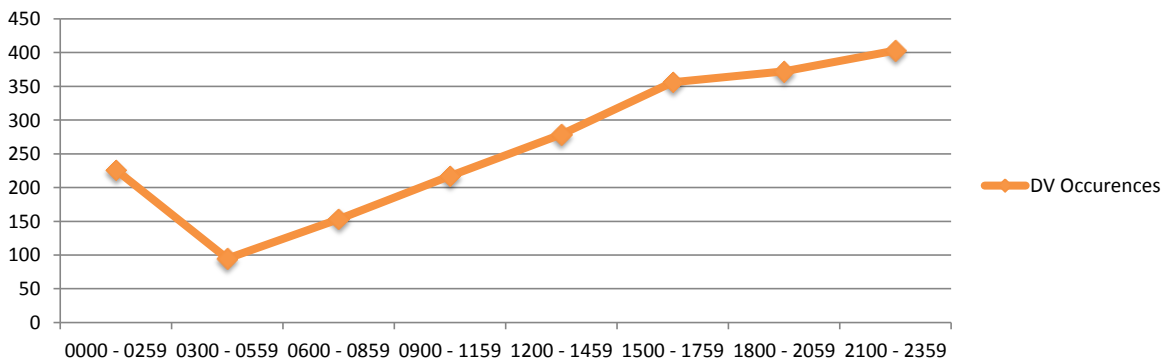
By Gender



Children Present



Time of Day



Las Vegas Metro Domestic Violence 2016
Offender-Victim Information

| | Offender Information | | Victim Information | |
|----------|----------------------|--------|--------------------|--------|
| Age | Male | Female | Male | Female |
| Under 18 | 622 | 404 | 434 | 540 |
| 18-24 | 2,467 | 1,281 | 1,025 | 3,124 |
| 25-34 | 4,712 | 1,868 | 1,794 | 4,715 |
| 35-44 | 2,857 | 1,116 | 1,250 | 3,088 |
| 45-54 | 1,837 | 712 | 1,019 | 1,771 |
| 55-64 | 737 | 279 | 601 | 762 |
| 65+ | 235 | 104 | 315 | 313 |
| Unknown | 79 | 30 | 6 | 15 |

| Race | Male | Female | Male | Female |
|-----------------|-------|--------|-------|--------|
| White | 7,163 | 3,187 | 3,861 | 8,084 |
| Black | 5,413 | 2,102 | 1,990 | 4,954 |
| American Indian | 77 | 48 | 44 | 98 |
| Asian | 443 | 304 | 274 | 607 |
| Unknown | 153 | 21 | 45 | 107 |

| Injuries | Male | Female | Male | Female |
|------------|-------|--------|-------|--------|
| Minor | 2,278 | 1,395 | 3,477 | 7,053 |
| Moderate | 184 | 51 | 262 | 635 |
| No visible | 5,407 | 2,806 | 4,267 | 6,171 |
| Severe | 36 | 14 | 59 | 76 |

| Medical | Male | Female | Male | Female |
|----------|--------|--------|-------|--------|
| 1st Aid | 378 | 223 | 401 | 1,014 |
| Hospital | 327 | 170 | 372 | 1,049 |
| None | 10,411 | 3,855 | 2,513 | 5,412 |
| Refused | 2,419 | 1,565 | 3,159 | 6,853 |

| Other | Male | Female | Male | Female |
|----------------------------|--------|--------|-------|--------|
| Alcohol/Drug Use Suspected | 11,009 | 4,859 | 2,360 | 4,607 |
| DV Card Given | 5,835 | 3,044 | 5,638 | 13,214 |
| PO IN Effect | 163 | 47 | 14 | 201 |
| Arrested | 0 | 0 | 0 | 0 |
| None | 0 | 0 | 0 | 0 |

| Victim Relationship to Offender | | | |
|---------------------------------|--------|---------------------|-------|
| Cohabitant | 13,773 | Child in Common | 1,156 |
| Spouse | 1,241 | Former Spouse | 274 |
| Dating | 9,208 | Former Dating | 2,188 |
| Child in Common | 4,919 | Former Cohabitant | 1,742 |
| Blood Relative | 4,173 | Related by Marriage | 3,305 |
| Parent | 1,481 | | |

Las Vegas Metro Domestic Violence 2016
Arrestee - General Information

| Time of Day | |
|-------------|-------|
| 0000 - 0259 | 2,619 |
| 0300 - 0559 | 1,475 |
| 0600 - 0859 | 1,503 |
| 0900 - 1159 | 1,987 |
| 1200 - 1459 | 2,090 |
| 1500 - 1759 | 2,586 |
| 1800 - 2059 | 2,864 |
| 2100 - 2359 | 3,188 |

| Number of Children Present | |
|----------------------------|-------|
| Ages 0 - 3 | 1,528 |
| Ages 4 - 6 | 854 |
| Ages 7 - 9 | 722 |
| Ages 10 - 12 | 565 |
| Ages 13 - 15 | 468 |
| Ages 16 - 18 | 188 |
| Age Unknown | 434 |

| Weapons Used | |
|---------------------------|--------|
| Blunt Object | 389 |
| Hangun | 362 |
| Hands/Fist/Feet | 19,234 |
| Knife/ Cutting Instrument | 944 |
| Other Firearm | 163 |
| Other Weapon | 242 |
| Unknown | 21 |

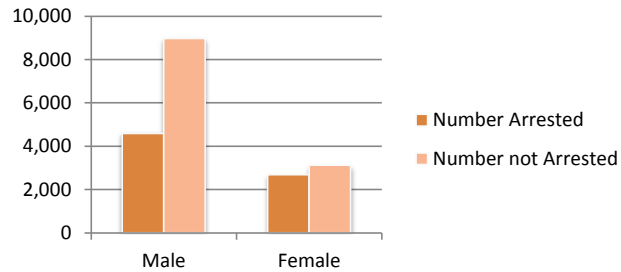
| Arrestee Information | Male | Female |
|----------------------|-------|--------|
| Number Arrested | 4,584 | 2,676 |
| Number not Arrested | 8,962 | 3,120 |

| Mitigating Circumstances for Not Arrested | | |
|---|-------|-----|
| Aggressor undetermined | 970 | 577 |
| Gone upon arrival | 3,748 | 965 |
| No evidence of injury | 1,363 | 552 |
| Not reported within 24 hours | 238 | 68 |
| Other | 224 | 124 |
| Unknown | 2,419 | 834 |

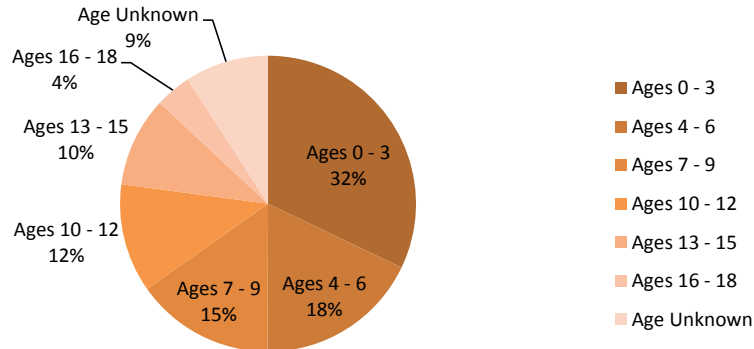
| Others Arrested at Scene | | |
|---------------------------------------|---|---|
| Not part of the Domestic Relationship | 0 | 0 |

Arrested vs Not Arrested

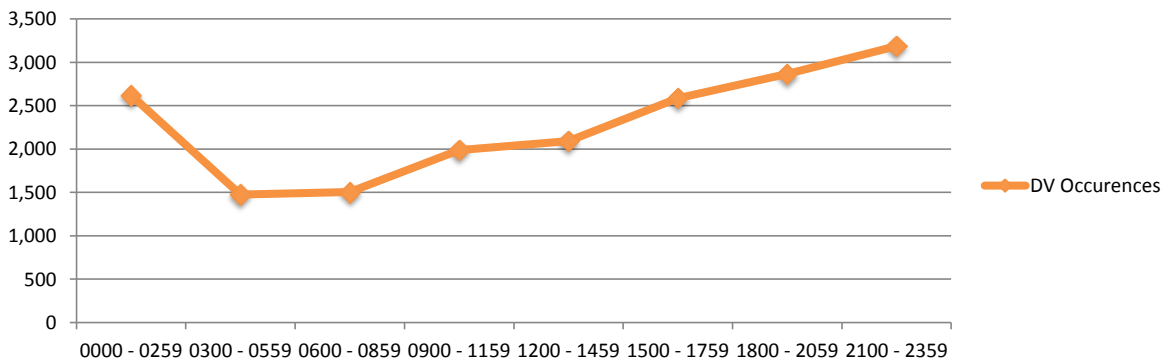
By Gender



Children Present



Time of Day



Mesquite PD Domestic Violence 2016
Offender-Victim Information

| | Offender Information | | Victim Information | |
|----------|----------------------|--------|--------------------|--------|
| Age | Male | Female | Male | Female |
| Under 18 | 2 | 2 | 1 | 5 |
| 18-24 | 10 | 13 | 13 | 12 |
| 25-34 | 22 | 18 | 16 | 25 |
| 35-44 | 10 | 11 | 3 | 10 |
| 45-54 | 13 | 4 | 6 | 12 |
| 55-64 | 4 | 1 | 5 | 1 |
| 65+ | 3 | 0 | 0 | 5 |
| Unknown | 0 | 0 | 0 | 0 |

| | Male | Female | Male | Female |
|-----------------|------|--------|------|--------|
| Race | | | | |
| White | 54 | 47 | 41 | 66 |
| Black | 2 | 0 | 0 | 0 |
| American Indian | 1 | 1 | 0 | 0 |
| Asian | 2 | 0 | 2 | 1 |
| Unknown | 1 | 1 | 1 | 1 |

| | Male | Female | Male | Female |
|------------|------|--------|------|--------|
| Injuries | | | | |
| Minor | 15 | 15 | 28 | 40 |
| Moderate | 3 | 2 | 0 | 4 |
| No visible | 42 | 32 | 16 | 28 |
| Severe | 0 | 0 | 0 | 0 |

| | Male | Female | Male | Female |
|----------|------|--------|------|--------|
| Medical | | | | |
| 1st Aid | 0 | 3 | 0 | 2 |
| Hospital | 3 | 3 | 2 | 5 |
| None | 45 | 28 | 17 | 32 |
| Refused | 13 | 13 | 25 | 31 |

| | Male | Female | Male | Female |
|----------------------------|------|--------|------|--------|
| Other | | | | |
| Alcohol/Drug Use Suspected | 34 | 22 | 17 | 21 |
| DV Card Given | 10 | 19 | 35 | 52 |
| PO IN Effect | 1 | 0 | 0 | 0 |
| Arrested | 43 | 41 | 8 | 10 |
| None | 0 | 0 | 0 | 0 |

| Victim Relationship to Offender | | | |
|---------------------------------|----|---------------------|---|
| Cohabitant | 31 | Child in Common | 8 |
| Spouse | 17 | Former Spouse | 4 |
| Dating | 26 | Former Dating | 0 |
| Child in Common | 12 | Former Cohabitant | 0 |
| Blood Relative | 18 | Related by Marriage | 0 |
| Parent | 11 | | |

Mesquite PD Domestic Violence 2016
Arrestee - General Information

| Time of Day | |
|-------------|----|
| 0000 - 0259 | 12 |
| 0300 - 0559 | 7 |
| 0600 - 0859 | 5 |
| 0900 - 1159 | 5 |
| 1200 - 1459 | 20 |
| 1500 - 1759 | 8 |
| 1800 - 2059 | 27 |
| 2100 - 2359 | 13 |

| Number of Children Present | |
|----------------------------|----|
| Ages 0 - 3 | 15 |
| Ages 4 - 6 | 8 |
| Ages 7 - 9 | 11 |
| Ages 10 - 12 | 6 |
| Ages 13 - 15 | 1 |
| Ages 16 - 18 | 1 |
| Age Unknown | 0 |

| Weapons Used | |
|---------------------------|----|
| Blunt Object | 8 |
| Hangun | 2 |
| Hands/Fist/Feet | 83 |
| Knife/ Cutting Instrument | 0 |
| Other Firearm | 0 |
| Other Weapon | 2 |
| Unknown | 3 |

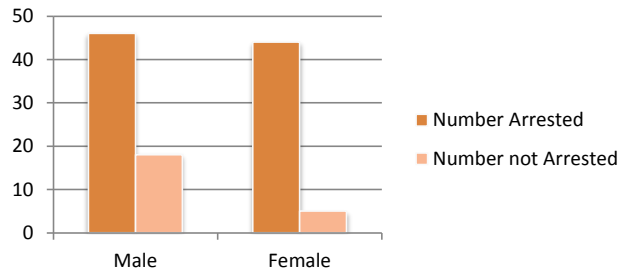
| Arrestee Information | Male | Female |
|----------------------|------|--------|
| Number Arrested | 46 | 44 |
| Number not Arrested | 18 | 5 |

| Mitigating Circumstances for Not Arrested | | |
|---|----|---|
| Aggressor undetermined | 5 | 5 |
| Gone upon arrival | 11 | 0 |
| No evidence of injury | 2 | 1 |
| Not reported within 24 hours | 0 | 0 |
| Other | 1 | 0 |
| Unknown | 0 | 0 |

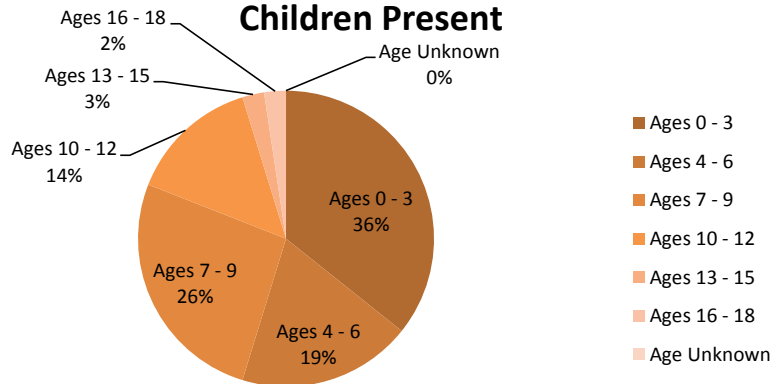
| Others Arrested at Scene | | |
|---------------------------------------|---|---|
| Not part of the Domestic Relationship | 3 | 0 |

Arrested vs Not Arrested

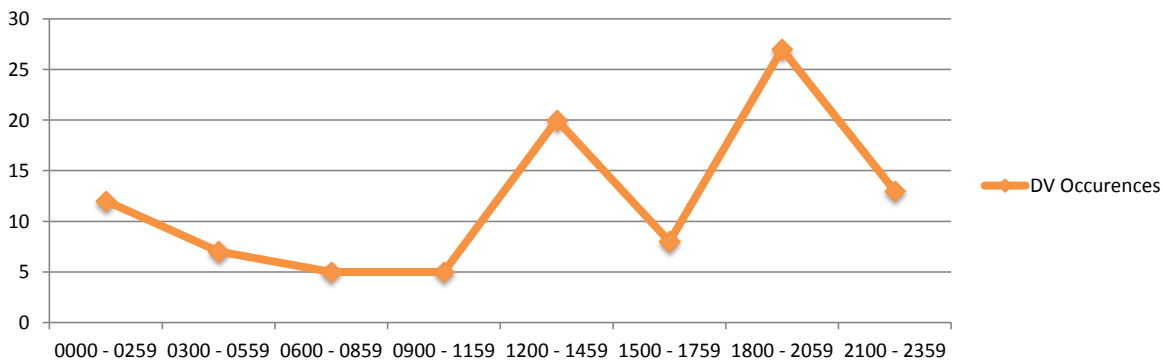
By Gender



Children Present



Time of Day



North Las Vegas PD Domestic Violence 2016
Offender-Victim Information

| | Offender Information | | Victim Information | |
|----------|----------------------|--------|--------------------|--------|
| Age | Male | Female | Male | Female |
| Under 18 | 96 | 62 | 58 | 62 |
| 18-24 | 236 | 119 | 96 | 276 |
| 25-34 | 399 | 154 | 116 | 472 |
| 35-44 | 218 | 89 | 109 | 287 |
| 45-54 | 106 | 63 | 69 | 132 |
| 55-64 | 57 | 22 | 68 | 60 |
| 65+ | 8 | 2 | 20 | 24 |
| Unknown | 6 | 1 | 7 | 6 |

| Race | Male | Female | Male | Female |
|-----------------|------|--------|------|--------|
| White | 506 | 233 | 310 | 644 |
| Black | 593 | 263 | 219 | 652 |
| American Indian | 1 | 1 | 2 | 1 |
| Asian | 18 | 12 | 11 | 19 |
| Unknown | 1 | 0 | 0 | 1 |

| Injuries | Male | Female | Male | Female |
|------------|------|--------|------|--------|
| Minor | 311 | 197 | 348 | 761 |
| Moderate | 30 | 38 | 25 | 57 |
| No visible | 783 | 275 | 168 | 356 |
| Severe | 2 | 0 | 1 | 72 |

| Medical | Male | Female | Male | Female |
|----------|------|--------|------|--------|
| 1st Aid | 27 | 22 | 36 | 84 |
| Hospital | 91 | 18 | 31 | 98 |
| None | 439 | 182 | 115 | 237 |
| Refused | 421 | 223 | 355 | 803 |

| Other | Male | Female | Male | Female |
|----------------------------|------|--------|------|--------|
| Alcohol/Drug Use Suspected | 377 | 121 | 143 | 219 |
| DV Card Given | 0 | 13 | 435 | 2,296 |
| PO IN Effect | 42 | 33 | 0 | 0 |
| Arrested | 460 | 275 | 0 | 0 |
| None | 0 | 0 | 0 | 0 |

| Victim Relationship to Offender | | | |
|---------------------------------|-----|---------------------|-----|
| Cohabitant | 102 | Child in Common | 92 |
| Spouse | 199 | Former Spouse | 16 |
| Dating | 545 | Former Dating | 100 |
| Child in Common | 186 | Former Cohabitant | 2 |
| Blood Relative | 225 | Related by Marriage | 90 |
| Parent | 180 | | |

North Las Vegas PD Domestic Violence 2016
Arrestee - General Information

| Time of Day | |
|-------------|-----|
| 0000 - 0259 | 222 |
| 0300 - 0559 | 132 |
| 0600 - 0859 | 148 |
| 0900 - 1159 | 192 |
| 1200 - 1459 | 204 |
| 1500 - 1759 | 254 |
| 1800 - 2059 | 298 |
| 2100 - 2359 | 290 |

| Number of Children Present | |
|----------------------------|-----|
| Ages 0 - 3 | 321 |
| Ages 4 - 6 | 172 |
| Ages 7 - 9 | 97 |
| Ages 10 - 12 | 76 |
| Ages 13 - 15 | 77 |
| Ages 16 - 18 | 52 |
| Age Unknown | 0 |

| Weapons Used | |
|---------------------------|-----|
| Blunt Object | 26 |
| Hangun | 8 |
| Hands/Fist/Feet | 921 |
| Knife/ Cutting Instrument | 31 |
| Other Firearm | 1 |
| Other Weapon | 35 |
| Unknown | 638 |

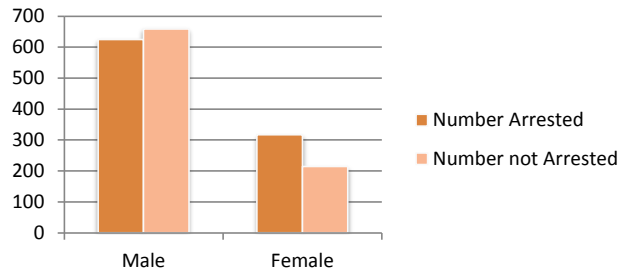
| Arrestee Information | Male | Female |
|----------------------|------|--------|
| Number Arrested | 624 | 317 |
| Number not Arrested | 658 | 214 |

| Mitigating Circumstances for Not Arrested | | |
|---|-----|-----|
| Aggressor undetermined | 61 | 18 |
| Gone upon arrival | 420 | 127 |
| No evidence of injury | 43 | 18 |
| Not reported within 24 hours | 28 | 7 |
| Other | 33 | 16 |
| Unknown | 140 | 56 |

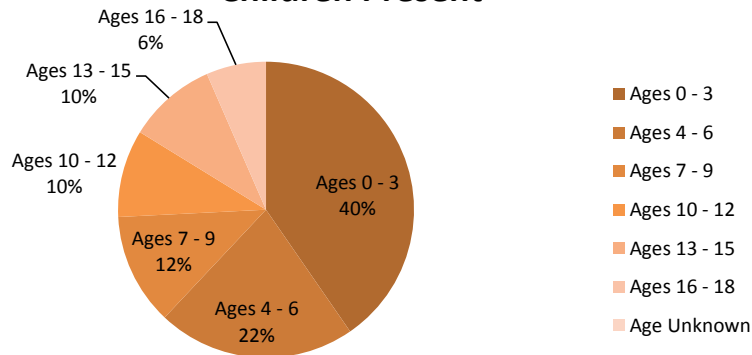
| Others Arrested at Scene | | |
|---------------------------------------|---|---|
| Not part of the Domestic Relationship | 0 | 0 |

Arrested vs Not Arrested

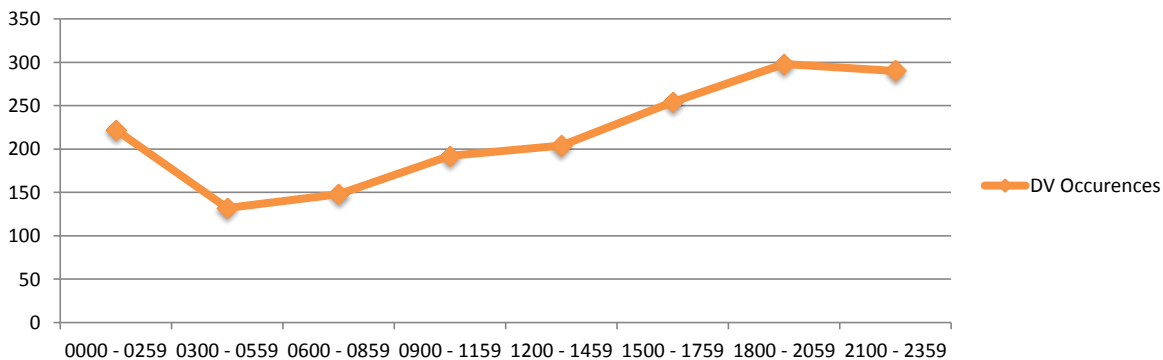
By Gender



Children Present



Time of Day



UNLV PD Domestic Violence 2016
Offender-Victim Information

| | Offender Information | | Victim Information | |
|----------|----------------------|--------|--------------------|--------|
| Age | Male | Female | Male | Female |
| Under 18 | 0 | 0 | 1 | 0 |
| 18-24 | 0 | 0 | 0 | 0 |
| 25-34 | 0 | 0 | 0 | 0 |
| 35-44 | 0 | 0 | 0 | 0 |
| 45-54 | 0 | 2 | 0 | 0 |
| 55-64 | 0 | 0 | 0 | 0 |
| 65+ | 0 | 0 | 0 | 1 |
| Unknown | 0 | 0 | 0 | 0 |

| | Male | Female | Male | Female |
|-----------------|------|--------|------|--------|
| Race | | | | |
| White | 0 | 1 | 1 | 0 |
| Black | 0 | 1 | 0 | 1 |
| American Indian | 0 | 0 | 0 | 0 |
| Asian | 0 | 0 | 0 | 0 |
| Unknown | 0 | 0 | 0 | 0 |

| | Male | Female | Male | Female |
|------------|------|--------|------|--------|
| Injuries | | | | |
| Minor | 0 | 0 | 0 | 0 |
| Moderate | 0 | 0 | 0 | 0 |
| No visible | 0 | 2 | 1 | 1 |
| Severe | 0 | 0 | 0 | 0 |

| | Male | Female | Male | Female |
|----------|------|--------|------|--------|
| Medical | | | | |
| 1st Aid | 0 | 0 | 0 | 0 |
| Hospital | 0 | 0 | 0 | 0 |
| None | 0 | 2 | 1 | 0 |
| Refused | 0 | 0 | 0 | 1 |

| | Male | Female | Male | Female |
|----------------------------|------|--------|------|--------|
| Other | | | | |
| Alcohol/Drug Use Suspected | 0 | 1 | 0 | 0 |
| DV Card Given | 0 | 0 | 0 | 0 |
| PO IN Effect | 0 | 0 | 0 | 0 |
| Arrested | 0 | 2 | 0 | 0 |
| None | 0 | 0 | 1 | 1 |

| Victim Relationship to Offender | | | |
|---------------------------------|---|---------------------|---|
| Cohabitant | 1 | Child in Common | 0 |
| Spouse | 0 | Former Spouse | 0 |
| Dating | 0 | Former Dating | 0 |
| Child in Common | 0 | Former Cohabitant | 0 |
| Blood Relative | 0 | Related by Marriage | 0 |
| Parent | 1 | | |

UNLV PD Domestic Violence 2016

Arrestee - General Information

| Time of Day | |
|-------------|---|
| 0000 - 0259 | 0 |
| 0300 - 0559 | 0 |
| 0600 - 0859 | 0 |
| 0900 - 1159 | 1 |
| 1200 - 1459 | 0 |
| 1500 - 1759 | 1 |
| 1800 - 2059 | 0 |
| 2100 - 2359 | 0 |

| Number of Children Present | |
|----------------------------|---|
| Ages 0 - 3 | 0 |
| Ages 4 - 6 | 0 |
| Ages 7 - 9 | 0 |
| Ages 10 - 12 | 0 |
| Ages 13 - 15 | 0 |
| Ages 16 - 18 | 1 |
| Age Unknown | 0 |

| Weapons Used | |
|---------------------------|---|
| Blunt Object | 0 |
| Hangun | 0 |
| Hands/Fist/Feet | 2 |
| Knife/ Cutting Instrument | 0 |
| Other Firearm | 0 |
| Other Weapon | 0 |
| Unknown | 0 |

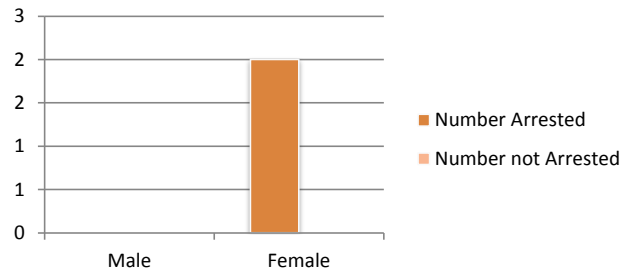
| Arrestee Information | Male | Female |
|----------------------|------|--------|
| Number Arrested | 0 | 2 |
| Number not Arrested | 0 | 0 |

| Mitigating Circumstances for Not Arrested | | |
|---|---|---|
| Aggressor undetermined | 0 | 0 |
| Gone upon arrival | 0 | 0 |
| No evidence of injury | 0 | 0 |
| Not reported within 24 hours | 0 | 0 |
| Other | 0 | 0 |
| Unknown | 0 | 0 |

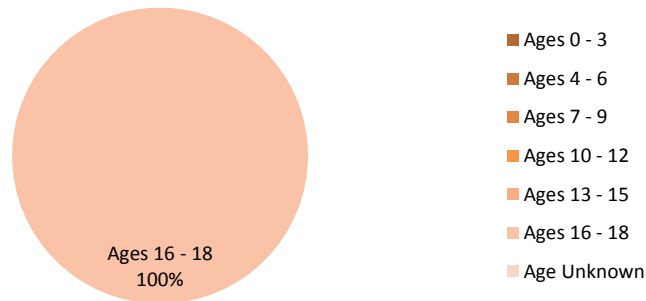
| Others Arrested at Scene | | |
|---------------------------------------|---|---|
| Not part of the Domestic Relationship | 0 | 0 |

Arrested vs Not Arrested

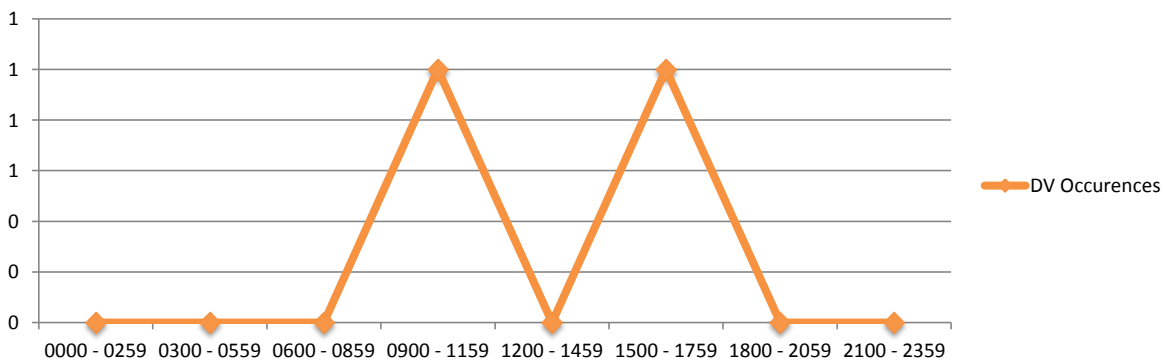
By Gender



Children Present



Time of Day



Douglas COUNTY Domestic Violence 2016
Offender-Victim Information

| | Offender Information | | Victim Information | |
|----------|----------------------|--------|--------------------|--------|
| Age | Male | Female | Male | Female |
| Under 18 | 11 | 9 | 10 | 5 |
| 18-24 | 24 | 14 | 12 | 27 |
| 25-34 | 37 | 21 | 18 | 34 |
| 35-44 | 24 | 14 | 20 | 29 |
| 45-54 | 26 | 16 | 16 | 28 |
| 55-64 | 18 | 5 | 15 | 13 |
| 65+ | 8 | 5 | 7 | 9 |
| Unknown | 2 | 2 | 1 | 0 |

| | Male | Female | Male | Female |
|-----------------|------|--------|------|--------|
| Race | | | | |
| White | 131 | 78 | 90 | 131 |
| Black | 3 | 2 | 4 | 2 |
| American Indian | 1 | 0 | 1 | 2 |
| Asian | 0 | 1 | 0 | 2 |
| Unknown | 1 | 1 | 1 | 1 |

| | Male | Female | Male | Female |
|------------|------|--------|------|--------|
| Injuries | | | | |
| Minor | 48 | 25 | 56 | 70 |
| Moderate | 2 | 3 | 7 | 15 |
| No visible | 99 | 58 | 34 | 59 |
| Severe | 1 | 0 | 2 | 1 |

| | Male | Female | Male | Female |
|----------|------|--------|------|--------|
| Medical | | | | |
| 1st Aid | 3 | 1 | 8 | 5 |
| Hospital | 3 | 10 | 4 | 13 |
| None | 98 | 45 | 38 | 53 |
| Refused | 46 | 30 | 49 | 74 |

| | Male | Female | Male | Female |
|----------------------------|------|--------|------|--------|
| Other | | | | |
| Alcohol/Drug Use Suspected | 101 | 61 | 59 | 65 |
| DV Card Given | 0 | 0 | 57 | 108 |
| PO IN Effect | 2 | 0 | 1 | 2 |
| Arrested | 84 | 55 | 43 | 39 |
| None | 63 | 29 | 52 | 93 |

| Victim Relationship to Offender | | | |
|---------------------------------|----|---------------------|---|
| Cohabitant | 34 | Child in Common | 4 |
| Spouse | 46 | Former Spouse | 1 |
| Dating | 66 | Former Dating | 4 |
| Child in Common | 12 | Former Cohabitant | 1 |
| Blood Relative | 25 | Related by Marriage | 0 |
| Parent | 27 | | |

Douglas COUNTY Domestic Violence 2016
Arrestee - General Information

| Time of Day | |
|-------------|----|
| 0000 - 0259 | 22 |
| 0300 - 0559 | 15 |
| 0600 - 0859 | 23 |
| 0900 - 1159 | 14 |
| 1200 - 1459 | 22 |
| 1500 - 1759 | 43 |
| 1800 - 2059 | 44 |
| 2100 - 2359 | 37 |

| Number of Children Present | |
|----------------------------|----|
| Ages 0 - 3 | 26 |
| Ages 4 - 6 | 18 |
| Ages 7 - 9 | 14 |
| Ages 10 - 12 | 13 |
| Ages 13 - 15 | 17 |
| Ages 16 - 18 | 15 |
| Age Unknown | 0 |

| Weapons Used | |
|---------------------------|-----|
| Blunt Object | 5 |
| Hangun | 3 |
| Hands/Fist/Feet | 198 |
| Knife/ Cutting Instrument | 2 |
| Other Firearm | 1 |
| Other Weapon | 8 |
| Unknown | 3 |

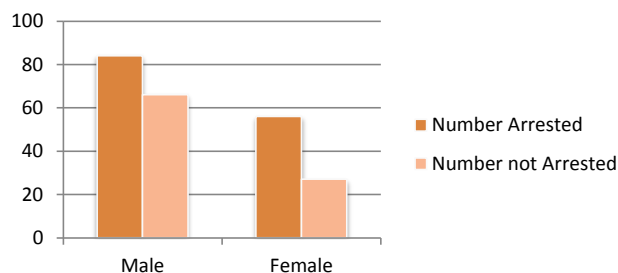
| Arrestee Information | Male | Female |
|----------------------|------|--------|
| Number Arrested | 84 | 56 |
| Number not Arrested | 66 | 27 |

| Mitigating Circumstances for Not Arrested | | |
|---|----|----|
| Aggressor undetermined | 17 | 11 |
| Gone upon arrival | 21 | 5 |
| No evidence of injury | 12 | 6 |
| Not reported within 24 hours | 11 | 4 |
| Other | 5 | 2 |
| Unknown | 0 | 0 |

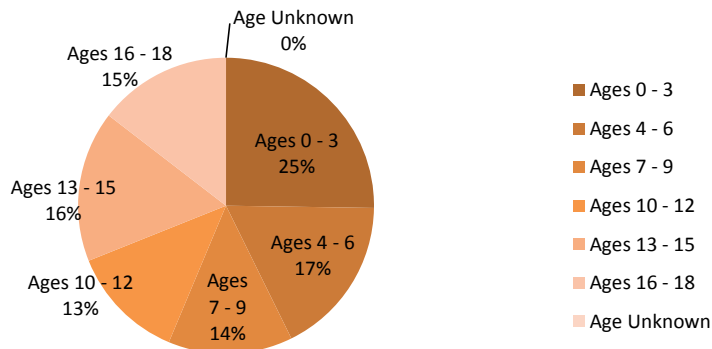
| Others Arrested at Scene | | |
|---------------------------------------|---|---|
| Not part of the Domestic Relationship | 0 | 0 |

Arrested vs Not Arrested

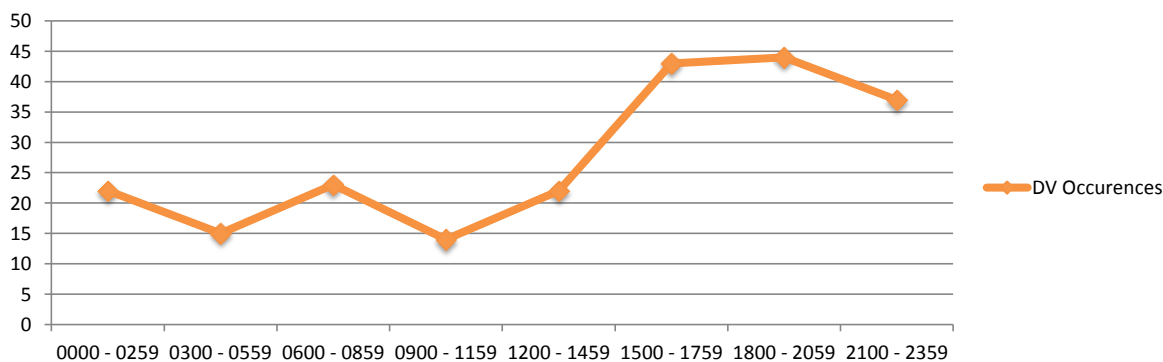
By Gender



Children Present



Time of Day



Elko COUNTY Domestic Violence 2016
Offender-Victim Information

| | Offender Information | | Victim Information | |
|----------|----------------------|--------|--------------------|--------|
| Age | Male | Female | Male | Female |
| Under 18 | 18 | 16 | 25 | 13 |
| 18-24 | 36 | 20 | 24 | 45 |
| 25-34 | 75 | 43 | 33 | 83 |
| 35-44 | 68 | 28 | 28 | 55 |
| 45-54 | 35 | 17 | 16 | 38 |
| 55-64 | 18 | 3 | 16 | 15 |
| 65+ | 1 | 1 | 3 | 2 |
| Unknown | 1 | 0 | 0 | 0 |

| | Male | Female | Male | Female |
|-----------------|------|--------|------|--------|
| Race | | | | |
| White | 229 | 122 | 136 | 232 |
| Black | 8 | 0 | 3 | 3 |
| American Indian | 10 | 6 | 4 | 12 |
| Asian | 0 | 0 | 0 | 0 |
| Unknown | 0 | 0 | 0 | 1 |

| | Male | Female | Male | Female |
|------------|------|--------|------|--------|
| Injuries | | | | |
| Minor | 35 | 41 | 82 | 115 |
| Moderate | 3 | 4 | 2 | 22 |
| No visible | 162 | 71 | 54 | 102 |
| Severe | 0 | 0 | 1 | 4 |

| | Male | Female | Male | Female |
|----------|------|--------|------|--------|
| Medical | | | | |
| 1st Aid | 5 | 7 | 2 | 15 |
| Hospital | 7 | 5 | 6 | 17 |
| None | 176 | 88 | 92 | 159 |
| Refused | 18 | 17 | 37 | 57 |

| | Male | Female | Male | Female |
|----------------------------|------|--------|------|--------|
| Other | | | | |
| Alcohol/Drug Use Suspected | 98 | 45 | 44 | 55 |
| DV Card Given | 16 | 14 | 44 | 142 |
| PO IN Effect | 3 | 0 | 0 | 3 |
| Arrested | 65 | 36 | 0 | 1 |
| None | 49 | 22 | 26 | 43 |

| Victim Relationship to Offender | | | |
|---------------------------------|----|---------------------|----|
| Cohabitant | 74 | Child in Common | 24 |
| Spouse | 97 | Former Spouse | 6 |
| Dating | 96 | Former Dating | 4 |
| Child in Common | 14 | Former Cohabitant | 0 |
| Blood Relative | 31 | Related by Marriage | 12 |
| Parent | 44 | | |

Elko COUNTY Domestic Violence 2016
Arrestee - General Information

| Time of Day | |
|-------------|----|
| 0000 - 0259 | 47 |
| 0300 - 0559 | 17 |
| 0600 - 0859 | 32 |
| 0900 - 1159 | 35 |
| 1200 - 1459 | 52 |
| 1500 - 1759 | 51 |
| 1800 - 2059 | 59 |
| 2100 - 2359 | 63 |

| Number of Children Present | |
|----------------------------|-----|
| Ages 0 - 3 | 41 |
| Ages 4 - 6 | 17 |
| Ages 7 - 9 | 14 |
| Ages 10 - 12 | 15 |
| Ages 13 - 15 | 13 |
| Ages 16 - 18 | 7 |
| Age Unknown | 136 |

| Weapons Used | |
|---------------------------|-----|
| Blunt Object | 38 |
| Hangun | 5 |
| Hands/Fist/Feet | 281 |
| Knife/ Cutting Instrument | 4 |
| Other Firearm | 2 |
| Other Weapon | 28 |
| Unknown | 5 |

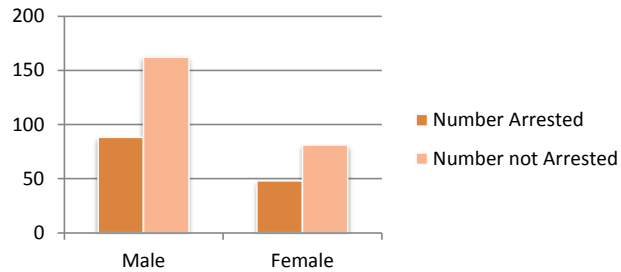
| Arrestee Information | Male | Female |
|----------------------|------|--------|
| Number Arrested | 88 | 48 |
| Number not Arrested | 162 | 81 |

| Mitigating Circumstances for Not Arrested | | |
|---|----|----|
| Aggressor undetermined | 47 | 37 |
| Gone upon arrival | 36 | 13 |
| No evidence of injury | 37 | 15 |
| Not reported within 24 hours | 16 | 1 |
| Other | 15 | 15 |
| Unknown | 11 | 2 |

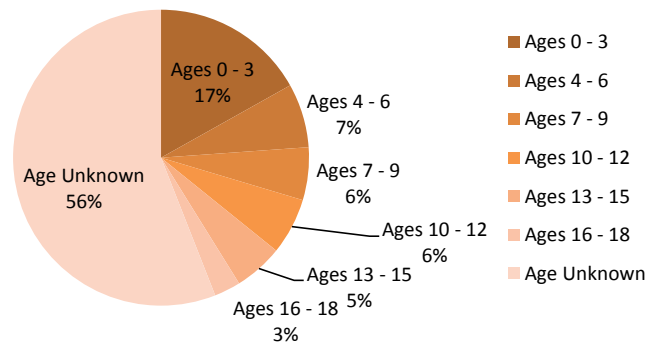
| Others Arrested at Scene | | |
|---------------------------------------|---|---|
| Not part of the Domestic Relationship | 0 | 3 |

Arrested vs Not Arrested

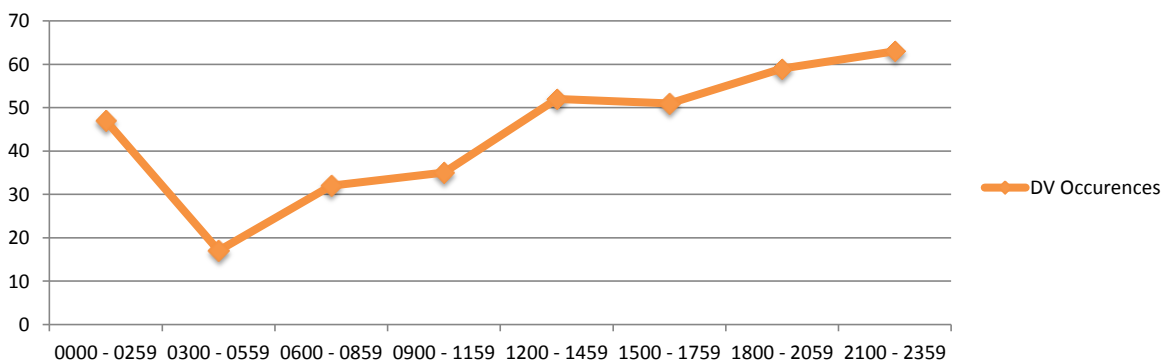
By Gender



Children Present



Time of Day



Carlin PD Domestic Violence 2016
Offender-Victim Information

| Age | Offender Information | | Victim Information | |
|----------|----------------------|--------|--------------------|--------|
| | Male | Female | Male | Female |
| Under 18 | 1 | 0 | 0 | 1 |
| 18-24 | 2 | 0 | 0 | 2 |
| 25-34 | 2 | 4 | 2 | 2 |
| 35-44 | 3 | 0 | 3 | 2 |
| 45-54 | 2 | 1 | 1 | 1 |
| 55-64 | 2 | 0 | 0 | 2 |
| 65+ | 0 | 0 | 1 | 0 |
| Unknown | 0 | 0 | 0 | 0 |

| Race | Offender Information | | Victim Information | |
|-----------------|----------------------|--------|--------------------|--------|
| | Male | Female | Male | Female |
| White | 12 | 5 | 7 | 7 |
| Black | 0 | 0 | 0 | 0 |
| American Indian | 0 | 0 | 0 | 1 |
| Asian | 0 | 0 | 0 | 0 |
| Unknown | 0 | 0 | 0 | 0 |

| Injuries | Offender Information | | Victim Information | |
|------------|----------------------|--------|--------------------|--------|
| | Male | Female | Male | Female |
| Minor | 3 | 1 | 3 | 4 |
| Moderate | 0 | 0 | 0 | 5 |
| No visible | 8 | 4 | 3 | 1 |
| Severe | 0 | 0 | 1 | 0 |

| Medical | Offender Information | | Victim Information | |
|----------|----------------------|--------|--------------------|--------|
| | Male | Female | Male | Female |
| 1st Aid | 0 | 0 | 0 | 0 |
| Hospital | 1 | 0 | 1 | 4 |
| None | 10 | 5 | 5 | 4 |
| Refused | 0 | 0 | 1 | 2 |

| Other | Offender Information | | Victim Information | |
|----------------------------|----------------------|--------|--------------------|--------|
| | Male | Female | Male | Female |
| Alcohol/Drug Use Suspected | 8 | 2 | 5 | 7 |
| DV Card Given | 0 | 0 | 0 | 0 |
| PO IN Effect | 0 | 0 | 0 | 0 |
| Arrested | 3 | 1 | 0 | 1 |
| None | 2 | 1 | 1 | 3 |

| Victim Relationship to Offender | | | |
|---------------------------------|---|---------------------|---|
| Cohabitant | 5 | Child in Common | 1 |
| Spouse | 5 | Former Spouse | 0 |
| Dating | 2 | Former Dating | 1 |
| Child in Common | 0 | Former Cohabitant | 0 |
| Blood Relative | 2 | Related by Marriage | 0 |
| Parent | 1 | | |

Carlin PD Domestic Violence 2016
Arrestee - General Information

| Time of Day | |
|-------------|---|
| 0000 - 0259 | 2 |
| 0300 - 0559 | 1 |
| 0600 - 0859 | 0 |
| 0900 - 1159 | 6 |
| 1200 - 1459 | 0 |
| 1500 - 1759 | 3 |
| 1800 - 2059 | 3 |
| 2100 - 2359 | 2 |

| Number of Children Present | |
|----------------------------|---|
| Ages 0 - 3 | 4 |
| Ages 4 - 6 | 0 |
| Ages 7 - 9 | 0 |
| Ages 10 - 12 | 0 |
| Ages 13 - 15 | 0 |
| Ages 16 - 18 | 0 |
| Age Unknown | 0 |

| Weapons Used | |
|---------------------------|----|
| Blunt Object | 0 |
| Hangun | 0 |
| Hands/Fist/Feet | 14 |
| Knife/ Cutting Instrument | 1 |
| Other Firearm | 0 |
| Other Weapon | 2 |
| Unknown | 0 |

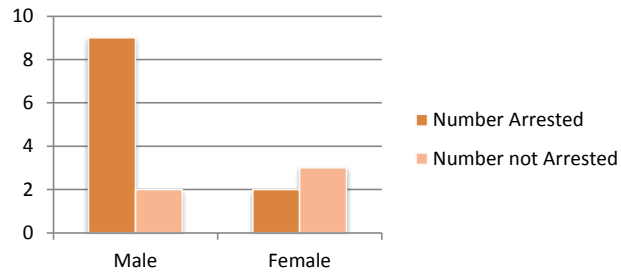
| Arrestee Information | Male | Female |
|----------------------|------|--------|
| Number Arrested | 9 | 2 |
| Number not Arrested | 2 | 3 |

| Mitigating Circumstances for Not Arrested | | |
|---|---|---|
| Aggressor undetermined | 0 | 1 |
| Gone upon arrival | 2 | 0 |
| No evidence of injury | 0 | 0 |
| Not reported within 24 hours | 0 | 0 |
| Other | 0 | 2 |
| Unknown | 0 | 0 |

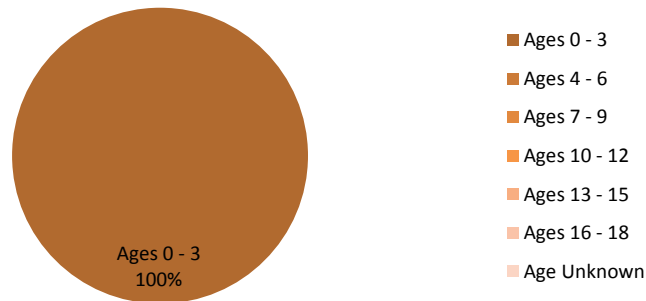
| Others Arrested at Scene | | |
|---------------------------------------|---|---|
| Not part of the Domestic Relationship | 0 | 0 |

Arrested vs Not Arrested

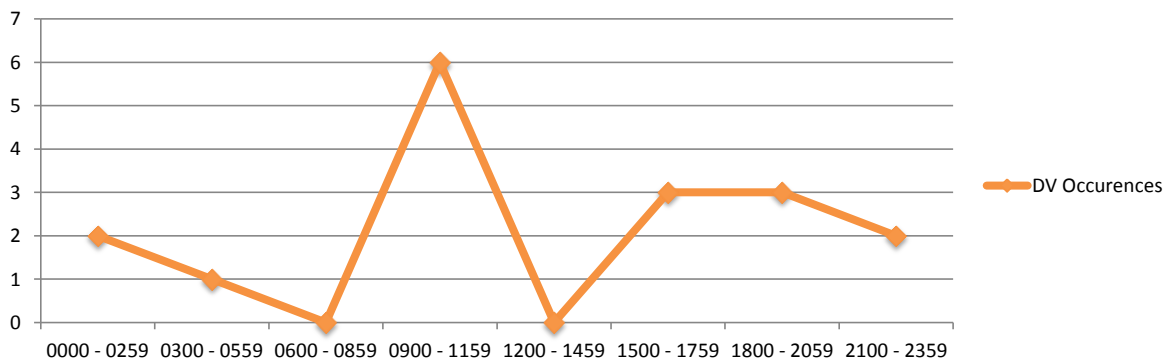
By Gender



Children Present



Time of Day



Elko County SO Domestic Violence 2016
Offender-Victim Information

| | Offender Information | | Victim Information | |
|----------|----------------------|--------|--------------------|--------|
| Age | Male | Female | Male | Female |
| Under 18 | 8 | 8 | 8 | 6 |
| 18-24 | 5 | 5 | 6 | 12 |
| 25-34 | 38 | 9 | 10 | 37 |
| 35-44 | 25 | 7 | 5 | 26 |
| 45-54 | 13 | 8 | 4 | 8 |
| 55-64 | 4 | 1 | 9 | 4 |
| 65+ | 0 | 1 | 2 | 1 |
| Unknown | 0 | 0 | 0 | 0 |

| | Male | Female | Male | Female |
|-----------------|------|--------|------|--------|
| Race | | | | |
| White | 90 | 38 | 41 | 91 |
| Black | 1 | 0 | 1 | 0 |
| American Indian | 1 | 1 | 1 | 2 |
| Asian | 0 | 0 | 0 | 0 |
| Unknown | 0 | 0 | 0 | 1 |

| | Male | Female | Male | Female |
|------------|------|--------|------|--------|
| Injuries | | | | |
| Minor | 12 | 16 | 25 | 37 |
| Moderate | 2 | 2 | 2 | 8 |
| No visible | 66 | 20 | 17 | 46 |
| Severe | 0 | 0 | 0 | 2 |

| | Male | Female | Male | Female |
|----------|------|--------|------|--------|
| Medical | | | | |
| 1st Aid | 1 | 2 | 0 | 2 |
| Hospital | 6 | 4 | 4 | 3 |
| None | 68 | 23 | 23 | 63 |
| Refused | 10 | 9 | 13 | 25 |

| | Male | Female | Male | Female |
|----------------------------|------|--------|------|--------|
| Other | | | | |
| Alcohol/Drug Use Suspected | 31 | 10 | 8 | 15 |
| DV Card Given | 12 | 9 | 14 | 39 |
| PO IN Effect | 0 | 0 | 0 | 0 |
| Arrested | 27 | 10 | 0 | 0 |
| None | 46 | 18 | 22 | 39 |

| Victim Relationship to Offender | | | |
|---------------------------------|----|---------------------|----|
| Cohabitant | 32 | Child in Common | 10 |
| Spouse | 41 | Former Spouse | 2 |
| Dating | 13 | Former Dating | 2 |
| Child in Common | 3 | Former Cohabitant | 0 |
| Blood Relative | 9 | Related by Marriage | 4 |
| Parent | 22 | | |

Elko County SO Domestic Violence 2016

Arrestee - General Information

| Time of Day | |
|-------------|----|
| 0000 - 0259 | 13 |
| 0300 - 0559 | 1 |
| 0600 - 0859 | 10 |
| 0900 - 1159 | 11 |
| 1200 - 1459 | 22 |
| 1500 - 1759 | 14 |
| 1800 - 2059 | 28 |
| 2100 - 2359 | 19 |

| Number of Children Present | |
|----------------------------|----|
| Ages 0 - 3 | 29 |
| Ages 4 - 6 | 17 |
| Ages 7 - 9 | 11 |
| Ages 10 - 12 | 12 |
| Ages 13 - 15 | 9 |
| Ages 16 - 18 | 6 |
| Age Unknown | 7 |

| Weapons Used | |
|---------------------------|----|
| Blunt Object | 14 |
| Hangun | 4 |
| Hands/Fist/Feet | 78 |
| Knife/ Cutting Instrument | 2 |
| Other Firearm | 2 |
| Other Weapon | 16 |
| Unknown | 2 |

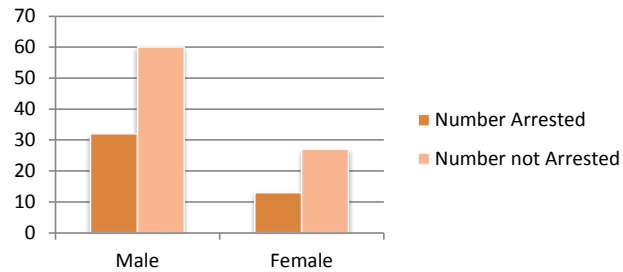
| Arrestee Information | Male | Female |
|----------------------|------|--------|
| Number Arrested | 32 | 13 |
| Number not Arrested | 60 | 27 |

| Mitigating Circumstances for Not Arrested | | |
|---|----|----|
| Aggressor undetermined | 17 | 16 |
| Gone upon arrival | 4 | 0 |
| No evidence of injury | 25 | 5 |
| Not reported within 24 hours | 5 | 0 |
| Other | 8 | 6 |
| Unknown | 1 | 0 |

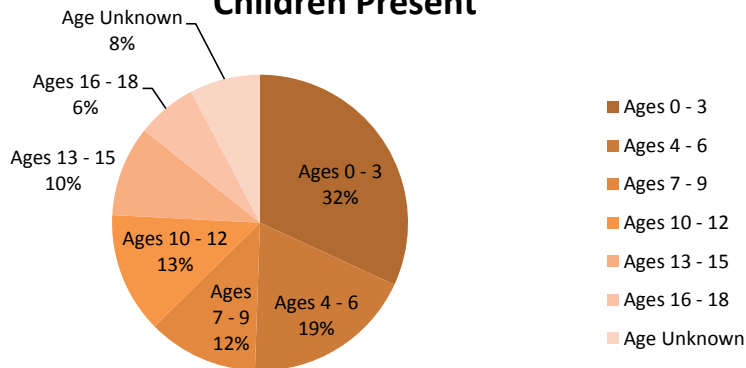
| Others Arrested at Scene | | |
|---------------------------------------|---|---|
| Not part of the Domestic Relationship | 0 | 0 |

Arrested vs Not Arrested

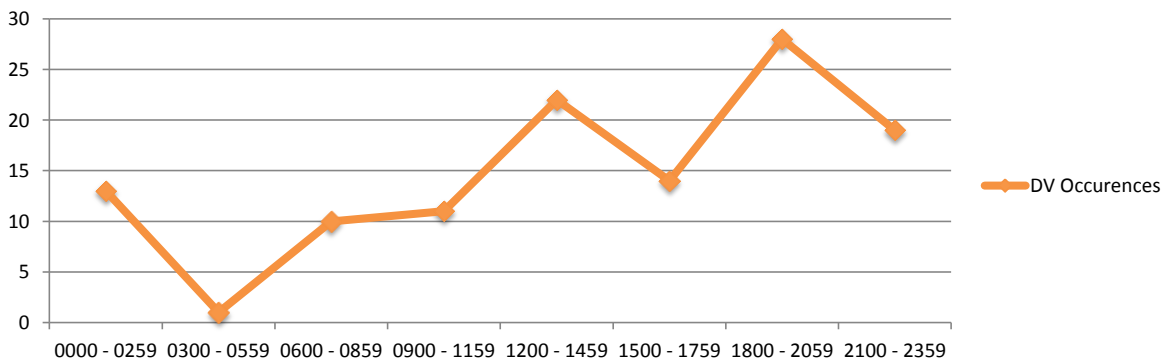
By Gender



Children Present



Time of Day



Elko PD Domestic Violence 2016
Offender-Victim Information

| | Offender Information | | Victim Information | |
|----------|----------------------|--------|--------------------|--------|
| Age | Male | Female | Male | Female |
| Under 18 | 6 | 6 | 12 | 4 |
| 18-24 | 20 | 12 | 15 | 26 |
| 25-34 | 26 | 26 | 14 | 32 |
| 35-44 | 29 | 14 | 16 | 18 |
| 45-54 | 13 | 6 | 7 | 24 |
| 55-64 | 9 | 2 | 5 | 5 |
| 65+ | 1 | 0 | 0 | 1 |
| Unknown | 1 | 0 | 0 | 0 |

| | Male | Female | Male | Female |
|-----------------|------|--------|------|--------|
| Race | | | | |
| White | 91 | 62 | 66 | 101 |
| Black | 5 | 0 | 0 | 2 |
| American Indian | 8 | 4 | 3 | 7 |
| Asian | 0 | 0 | 0 | 0 |
| Unknown | 0 | 0 | 0 | 0 |

| | Male | Female | Male | Female |
|------------|------|--------|------|--------|
| Injuries | | | | |
| Minor | 15 | 18 | 41 | 61 |
| Moderate | 0 | 0 | 0 | 5 |
| No visible | 63 | 37 | 22 | 37 |
| Severe | 0 | 0 | 0 | 0 |

| | Male | Female | Male | Female |
|----------|------|--------|------|--------|
| Medical | | | | |
| 1st Aid | 3 | 4 | 2 | 8 |
| Hospital | 0 | 0 | 1 | 7 |
| None | 68 | 45 | 43 | 71 |
| Refused | 7 | 7 | 19 | 22 |

| | Male | Female | Male | Female |
|----------------------------|------|--------|------|--------|
| Other | | | | |
| Alcohol/Drug Use Suspected | 37 | 25 | 20 | 28 |
| DV Card Given | 4 | 5 | 20 | 79 |
| PO IN Effect | 1 | 0 | 0 | 1 |
| Arrested | 32 | 23 | 0 | 0 |
| None | 0 | 0 | 0 | 0 |

| Victim Relationship to Offender | | | |
|---------------------------------|----|---------------------|----|
| Cohabitant | 26 | Child in Common | 10 |
| Spouse | 40 | Former Spouse | 3 |
| Dating | 64 | Former Dating | 0 |
| Child in Common | 0 | Former Cohabitant | 0 |
| Blood Relative | 10 | Related by Marriage | 8 |
| Parent | 16 | | |

Elko PD Domestic Violence 2016
Arrestee - General Information

| Time of Day | |
|-------------|----|
| 0000 - 0259 | 19 |
| 0300 - 0559 | 13 |
| 0600 - 0859 | 15 |
| 0900 - 1159 | 15 |
| 1200 - 1459 | 21 |
| 1500 - 1759 | 31 |
| 1800 - 2059 | 26 |
| 2100 - 2359 | 28 |

| Number of Children Present | |
|----------------------------|-----|
| Ages 0 - 3 | 0 |
| Ages 4 - 6 | 0 |
| Ages 7 - 9 | 0 |
| Ages 10 - 12 | 0 |
| Ages 13 - 15 | 0 |
| Ages 16 - 18 | 0 |
| Age Unknown | 129 |

| Weapons Used | |
|---------------------------|-----|
| Blunt Object | 23 |
| Hangun | 1 |
| Hands/Fist/Feet | 134 |
| Knife/ Cutting Instrument | 0 |
| Other Firearm | 0 |
| Other Weapon | 8 |
| Unknown | 2 |

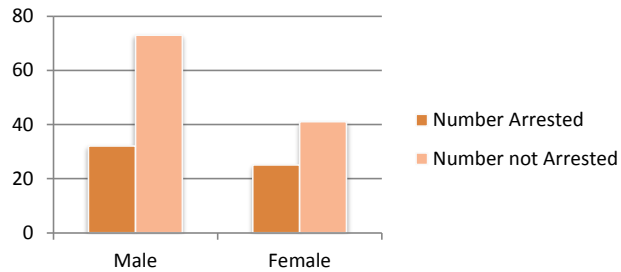
| Arrestee Information | Male | Female |
|----------------------|------|--------|
| Number Arrested | 32 | 25 |
| Number not Arrested | 73 | 41 |

| Mitigating Circumstances for Not Arrested | | |
|---|----|----|
| Aggressor undetermined | 21 | 14 |
| Gone upon arrival | 19 | 11 |
| No evidence of injury | 12 | 10 |
| Not reported within 24 hours | 6 | 1 |
| Other | 5 | 3 |
| Unknown | 10 | 2 |

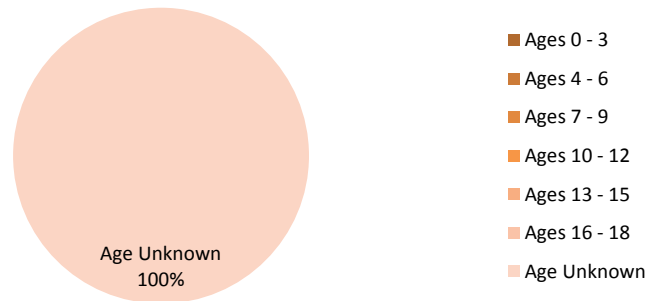
| Others Arrested at Scene | | |
|---------------------------------------|---|---|
| Not part of the Domestic Relationship | 0 | 0 |

Arrested vs Not Arrested

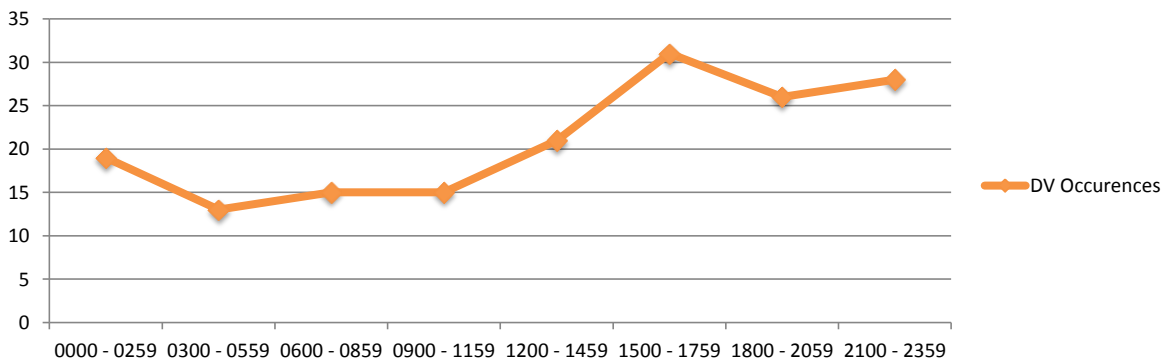
By Gender



Children Present



Time of Day



West Wendover PD Domestic Violence 2016
Offender-Victim Information

| | Offender Information | | Victim Information | |
|----------|----------------------|--------|--------------------|--------|
| Age | Male | Female | Male | Female |
| Under 18 | 3 | 2 | 5 | 2 |
| 18-24 | 9 | 3 | 3 | 5 |
| 25-34 | 9 | 4 | 7 | 12 |
| 35-44 | 11 | 7 | 4 | 9 |
| 45-54 | 7 | 2 | 4 | 5 |
| 55-64 | 3 | 0 | 2 | 4 |
| 65+ | 0 | 0 | 0 | 0 |
| Unknown | 0 | 0 | 0 | 0 |

| | Male | Female | Male | Female |
|-----------------|------|--------|------|--------|
| Race | | | | |
| White | 36 | 17 | 22 | 33 |
| Black | 2 | 0 | 2 | 1 |
| American Indian | 1 | 1 | 0 | 2 |
| Asian | 0 | 0 | 0 | 0 |
| Unknown | 0 | 0 | 0 | 0 |

| | Male | Female | Male | Female |
|------------|------|--------|------|--------|
| Injuries | | | | |
| Minor | 5 | 6 | 13 | 13 |
| Moderate | 1 | 2 | 0 | 4 |
| No visible | 25 | 10 | 12 | 18 |
| Severe | 0 | 0 | 0 | 2 |

| | Male | Female | Male | Female |
|----------|------|--------|------|--------|
| Medical | | | | |
| 1st Aid | 1 | 1 | 0 | 5 |
| Hospital | 0 | 1 | 0 | 3 |
| None | 30 | 15 | 21 | 21 |
| Refused | 1 | 1 | 4 | 8 |

| | Male | Female | Male | Female |
|----------------------------|------|--------|------|--------|
| Other | | | | |
| Alcohol/Drug Use Suspected | 22 | 8 | 11 | 5 |
| DV Card Given | 0 | 0 | 10 | 24 |
| PO IN Effect | 2 | 0 | 0 | 2 |
| Arrested | 3 | 2 | 0 | 0 |
| None | 1 | 3 | 3 | 1 |

| Victim Relationship to Offender | | | |
|---------------------------------|----|---------------------|---|
| Cohabitant | 11 | Child in Common | 3 |
| Spouse | 11 | Former Spouse | 1 |
| Dating | 17 | Former Dating | 1 |
| Child in Common | 11 | Former Cohabitant | 0 |
| Blood Relative | 10 | Related by Marriage | 0 |
| Parent | 5 | | |

West Wendover PD Domestic Violence 2016
Arrestee - General Information

| Time of Day | |
|-------------|----|
| 0000 - 0259 | 13 |
| 0300 - 0559 | 2 |
| 0600 - 0859 | 7 |
| 0900 - 1159 | 3 |
| 1200 - 1459 | 9 |
| 1500 - 1759 | 3 |
| 1800 - 2059 | 2 |
| 2100 - 2359 | 14 |

| Number of Children Present | |
|----------------------------|---|
| Ages 0 - 3 | 8 |
| Ages 4 - 6 | 0 |
| Ages 7 - 9 | 3 |
| Ages 10 - 12 | 3 |
| Ages 13 - 15 | 4 |
| Ages 16 - 18 | 1 |
| Age Unknown | 0 |

| Weapons Used | |
|---------------------------|----|
| Blunt Object | 1 |
| Hangun | 0 |
| Hands/Fist/Feet | 55 |
| Knife/ Cutting Instrument | 1 |
| Other Firearm | 0 |
| Other Weapon | 2 |
| Unknown | 1 |

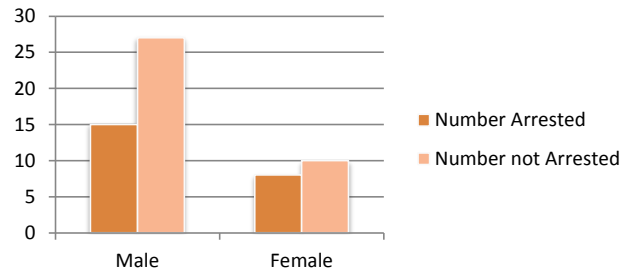
| Arrestee Information | Male | Female |
|----------------------|------|--------|
| Number Arrested | 15 | 8 |
| Number not Arrested | 27 | 10 |

| Mitigating Circumstances for Not Arrested | | |
|---|----|---|
| Aggressor undetermined | 9 | 6 |
| Gone upon arrival | 11 | 2 |
| No evidence of injury | 0 | 0 |
| Not reported within 24 hours | 5 | 0 |
| Other | 2 | 4 |
| Unknown | 0 | 0 |

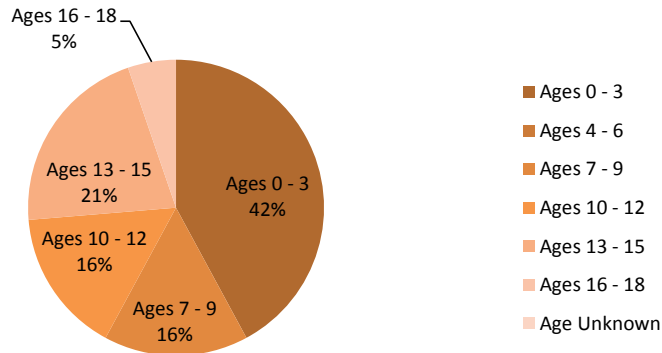
| Others Arrested at Scene | | |
|---------------------------------------|---|---|
| Not part of the Domestic Relationship | 0 | 3 |

Arrested vs Not Arrested

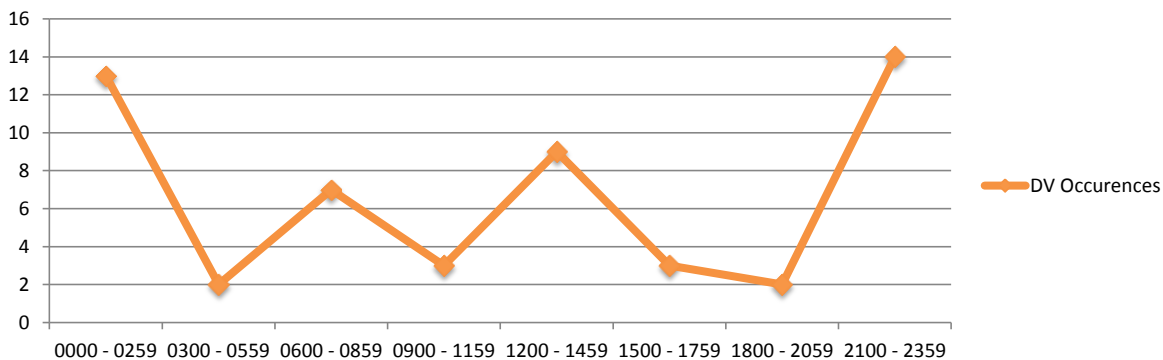
By Gender



Children Present



Time of Day



Esmeralda COUNTY Domestic Violence 2016
Offender-Victim Information

| | Offender Information | | Victim Information | |
|----------|----------------------|--------|--------------------|--------|
| Age | Male | Female | Male | Female |
| Under 18 | 0 | 0 | 0 | 1 |
| 18-24 | 0 | 1 | 1 | 0 |
| 25-34 | 2 | 2 | 0 | 1 |
| 35-44 | 1 | 0 | 0 | 4 |
| 45-54 | 1 | 0 | 0 | 0 |
| 55-64 | 0 | 0 | 0 | 1 |
| 65+ | 1 | 0 | 0 | 0 |
| Unknown | 0 | 0 | 0 | 0 |

| | Male | Female | Male | Female |
|-----------------|------|--------|------|--------|
| Race | | | | |
| White | 5 | 3 | 1 | 7 |
| Black | 0 | 0 | 0 | 0 |
| American Indian | 0 | 0 | 0 | 0 |
| Asian | 0 | 0 | 0 | 0 |
| Unknown | 0 | 0 | 0 | 0 |

| | Male | Female | Male | Female |
|------------|------|--------|------|--------|
| Injuries | | | | |
| Minor | 0 | 3 | 1 | 6 |
| Moderate | 0 | 0 | 0 | 1 |
| No visible | 4 | 0 | 0 | 1 |
| Severe | 0 | 0 | 0 | 0 |

| | Male | Female | Male | Female |
|----------|------|--------|------|--------|
| Medical | | | | |
| 1st Aid | 0 | 0 | 0 | 0 |
| Hospital | 0 | 0 | 0 | 0 |
| None | 4 | 0 | 1 | 1 |
| Refused | 0 | 3 | 0 | 7 |

| | Male | Female | Male | Female |
|----------------------------|------|--------|------|--------|
| Other | | | | |
| Alcohol/Drug Use Suspected | 4 | 2 | 1 | 7 |
| DV Card Given | 0 | 0 | 1 | 7 |
| PO IN Effect | 0 | 0 | 0 | 0 |
| Arrested | 4 | 3 | 0 | 0 |
| None | 0 | 0 | 0 | 1 |

| Victim Relationship to Offender | | | |
|---------------------------------|---|---------------------|---|
| Cohabitant | 0 | Child in Common | 0 |
| Spouse | 2 | Former Spouse | 0 |
| Dating | 5 | Former Dating | 0 |
| Child in Common | 1 | Former Cohabitant | 0 |
| Blood Relative | 0 | Related by Marriage | 0 |
| Parent | 0 | | |

Esmeralda COUNTY Domestic Violence 2016

Arrestee - General Information

| Time of Day | |
|-------------|---|
| 0000 - 0259 | 1 |
| 0300 - 0559 | 0 |
| 0600 - 0859 | 1 |
| 0900 - 1159 | 1 |
| 1200 - 1459 | 2 |
| 1500 - 1759 | 0 |
| 1800 - 2059 | 1 |
| 2100 - 2359 | 2 |

| Number of Children Present | |
|----------------------------|---|
| Ages 0 - 3 | 2 |
| Ages 4 - 6 | 1 |
| Ages 7 - 9 | 1 |
| Ages 10 - 12 | 1 |
| Ages 13 - 15 | 0 |
| Ages 16 - 18 | 0 |
| Age Unknown | 0 |

| Weapons Used | |
|---------------------------|---|
| Blunt Object | 1 |
| Hangun | 0 |
| Hands/Fist/Feet | 8 |
| Knife/ Cutting Instrument | 0 |
| Other Firearm | 0 |
| Other Weapon | 1 |
| Unknown | 0 |

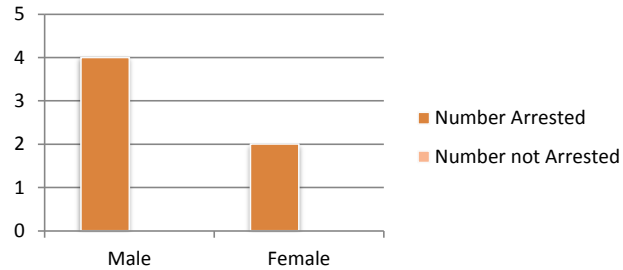
| Arrestee Information | Male | Female |
|----------------------|------|--------|
| Number Arrested | 4 | 2 |
| Number not Arrested | 0 | 0 |

| Mitigating Circumstances for Not Arrested | | |
|---|---|---|
| Aggressor undetermined | 0 | 0 |
| Gone upon arrival | 0 | 1 |
| No evidence of injury | 0 | 0 |
| Not reported within 24 hours | 0 | 0 |
| Other | 0 | 0 |
| Unknown | 0 | 0 |

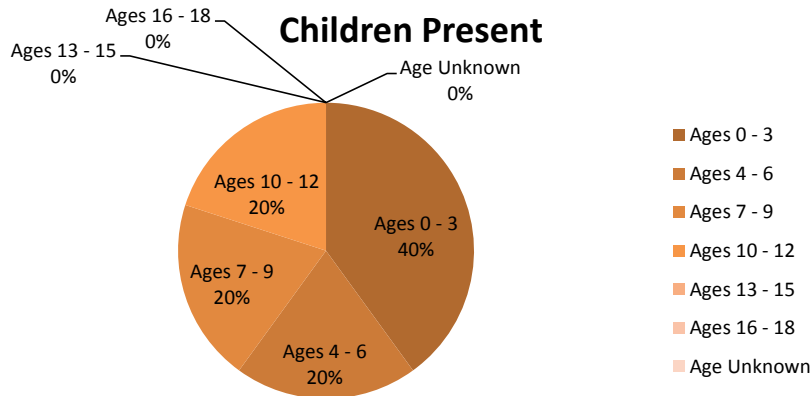
| Others Arrested at Scene | | |
|---------------------------------------|---|---|
| Not part of the Domestic Relationship | 0 | 0 |

Arrested vs Not Arrested

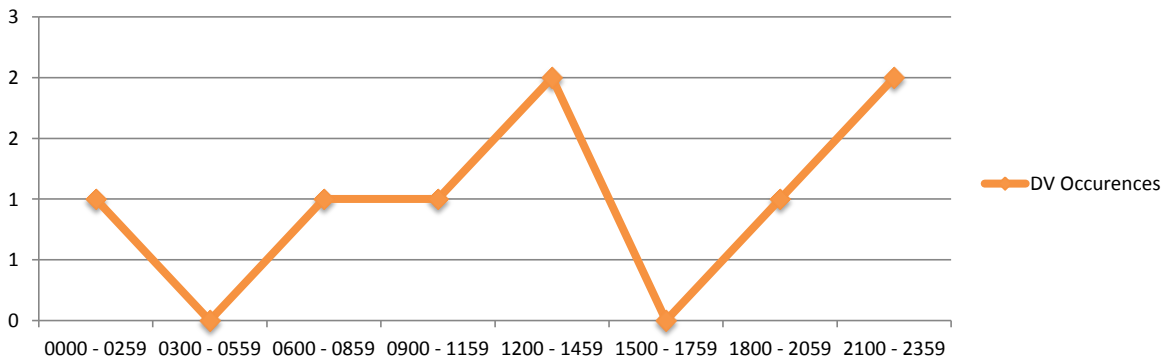
By Gender



Children Present



Time of Day



Eureka COUNTY Domestic Violence 2016
Offender-Victim Information

| | Offender Information | | Victim Information | |
|----------|----------------------|--------|--------------------|--------|
| Age | Male | Female | Male | Female |
| Under 18 | 0 | 2 | 1 | 0 |
| 18-24 | 0 | 1 | 0 | 0 |
| 25-34 | 3 | 0 | 1 | 2 |
| 35-44 | 0 | 0 | 0 | 1 |
| 45-54 | 1 | 0 | 2 | 0 |
| 55-64 | 0 | 0 | 0 | 0 |
| 65+ | 0 | 0 | 0 | 0 |
| Unknown | 0 | 0 | 0 | 0 |

| | Male | Female | Male | Female |
|-----------------|------|--------|------|--------|
| Race | | | | |
| White | 4 | 3 | 4 | 3 |
| Black | 0 | 0 | 0 | 0 |
| American Indian | 0 | 0 | 0 | 0 |
| Asian | 0 | 0 | 0 | 0 |
| Unknown | 0 | 0 | 0 | 0 |

| | Male | Female | Male | Female |
|------------|------|--------|------|--------|
| Injuries | | | | |
| Minor | 1 | 0 | 1 | 3 |
| Moderate | 0 | 0 | 1 | 0 |
| No visible | 3 | 3 | 2 | 0 |
| Severe | 0 | 0 | 0 | 0 |

| | Male | Female | Male | Female |
|----------|------|--------|------|--------|
| Medical | | | | |
| 1st Aid | 0 | 0 | 0 | 0 |
| Hospital | 0 | 0 | 0 | 0 |
| None | 3 | 3 | 2 | 0 |
| Refused | 1 | 0 | 2 | 3 |

| | Male | Female | Male | Female |
|----------------------------|------|--------|------|--------|
| Other | | | | |
| Alcohol/Drug Use Suspected | 3 | 0 | 1 | 2 |
| DV Card Given | 0 | 0 | 0 | 1 |
| PO IN Effect | 0 | 0 | 0 | 0 |
| Arrested | 1 | 2 | 0 | 0 |
| None | 0 | 0 | 0 | 0 |

| Victim Relationship to Offender | | | |
|---------------------------------|---|---------------------|---|
| Cohabitant | 1 | Child in Common | 0 |
| Spouse | 3 | Former Spouse | 0 |
| Dating | 0 | Former Dating | 0 |
| Child in Common | 0 | Former Cohabitant | 0 |
| Blood Relative | 1 | Related by Marriage | 0 |
| Parent | 2 | | |

Eureka COUNTY Domestic Violence 2016

Arrestee - General Information

| Time of Day | |
|-------------|---|
| 0000 - 0259 | 2 |
| 0300 - 0559 | 0 |
| 0600 - 0859 | 0 |
| 0900 - 1159 | 1 |
| 1200 - 1459 | 0 |
| 1500 - 1759 | 1 |
| 1800 - 2059 | 1 |
| 2100 - 2359 | 2 |

| Number of Children Present | |
|----------------------------|---|
| Ages 0 - 3 | 1 |
| Ages 4 - 6 | 1 |
| Ages 7 - 9 | 0 |
| Ages 10 - 12 | 0 |
| Ages 13 - 15 | 1 |
| Ages 16 - 18 | 1 |
| Age Unknown | 0 |

| Weapons Used | |
|---------------------------|---|
| Blunt Object | 0 |
| Hangun | 0 |
| Hands/Fist/Feet | 7 |
| Knife/ Cutting Instrument | 0 |
| Other Firearm | 0 |
| Other Weapon | 0 |
| Unknown | 0 |

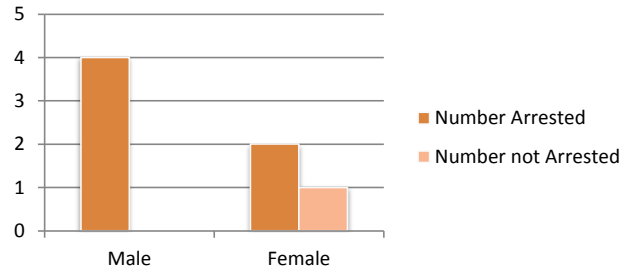
| Arrestee Information | Male | Female |
|----------------------|------|--------|
| Number Arrested | 4 | 2 |
| Number not Arrested | 0 | 1 |

| Mitigating Circumstances for Not Arrested | | |
|---|---|---|
| Aggressor undetermined | 0 | 0 |
| Gone upon arrival | 0 | 0 |
| No evidence of injury | 0 | 0 |
| Not reported within 24 hours | 0 | 0 |
| Other | 0 | 1 |
| Unknown | 0 | 0 |

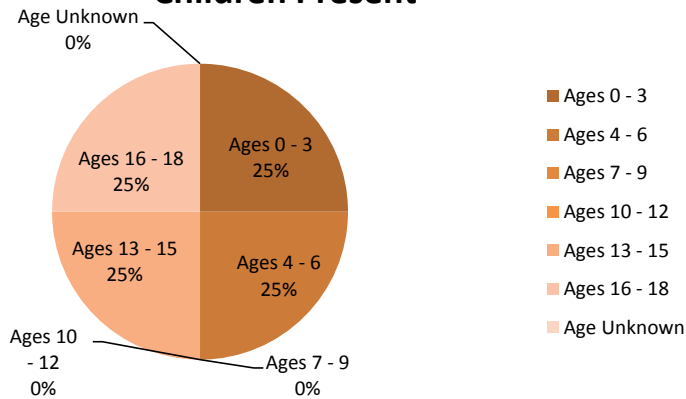
| Others Arrested at Scene | | |
|---------------------------------------|---|---|
| Not part of the Domestic Relationship | 0 | 0 |

Arrested vs Not Arrested

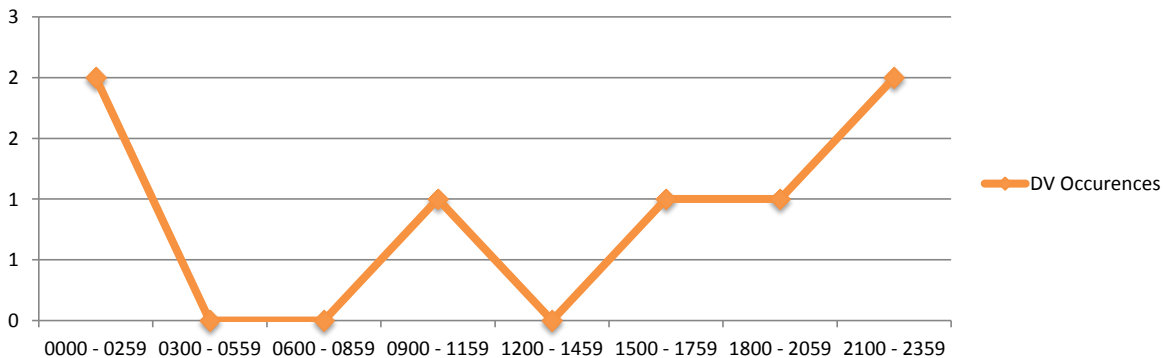
By Gender



Children Present



Time of Day



Humboldt COUNTY Domestic Violence 2016
Offender-Victim Information

| | Offender Information | | Victim Information | |
|----------|----------------------|--------|--------------------|--------|
| Age | Male | Female | Male | Female |
| Under 18 | 13 | 3 | 8 | 11 |
| 18-24 | 11 | 12 | 9 | 15 |
| 25-34 | 35 | 14 | 10 | 34 |
| 35-44 | 20 | 11 | 13 | 20 |
| 45-54 | 21 | 11 | 16 | 15 |
| 55-64 | 4 | 2 | 5 | 11 |
| 65+ | 1 | 0 | 1 | 2 |
| Unknown | 0 | 0 | 0 | 0 |

| | Male | Female | Male | Female |
|-----------------|------|--------|------|--------|
| Race | | | | |
| White | 101 | 48 | 61 | 94 |
| Black | 2 | 1 | 0 | 5 |
| American Indian | 1 | 3 | 0 | 8 |
| Asian | 0 | 1 | 1 | 1 |
| Unknown | 1 | 0 | 0 | 0 |

| | Male | Female | Male | Female |
|------------|------|--------|------|--------|
| Injuries | | | | |
| Minor | 20 | 13 | 39 | 52 |
| Moderate | 9 | 0 | 2 | 9 |
| No visible | 76 | 40 | 20 | 46 |
| Severe | 0 | 0 | 0 | 0 |

| | Male | Female | Male | Female |
|----------|------|--------|------|--------|
| Medical | | | | |
| 1st Aid | 1 | 1 | 2 | 2 |
| Hospital | 1 | 4 | 3 | 6 |
| None | 86 | 33 | 33 | 51 |
| Refused | 17 | 12 | 26 | 47 |

| | Male | Female | Male | Female |
|----------------------------|------|--------|------|--------|
| Other | | | | |
| Alcohol/Drug Use Suspected | 35 | 17 | 14 | 18 |
| DV Card Given | 5 | 7 | 12 | 32 |
| PO IN Effect | 1 | 0 | 0 | 1 |
| Arrested | 37 | 18 | 2 | 1 |
| None | 18 | 3 | 19 | 21 |

| Victim Relationship to Offender | | | |
|---------------------------------|----|---------------------|---|
| Cohabitant | 35 | Child in Common | 8 |
| Spouse | 36 | Former Spouse | 0 |
| Dating | 32 | Former Dating | 2 |
| Child in Common | 3 | Former Cohabitant | 3 |
| Blood Relative | 21 | Related by Marriage | 4 |
| Parent | 21 | | |

Humboldt County SO Domestic Violence 2016
Offender-Victim Information

| | Offender Information | | Victim Information | |
|----------|----------------------|--------|--------------------|--------|
| Age | Male | Female | Male | Female |
| Under 18 | 3 | 2 | 4 | 7 |
| 18-24 | 8 | 6 | 5 | 6 |
| 25-34 | 15 | 5 | 2 | 18 |
| 35-44 | 10 | 5 | 5 | 9 |
| 45-54 | 8 | 8 | 6 | 10 |
| 55-64 | 0 | 0 | 1 | 5 |
| 65+ | 1 | 0 | 0 | 1 |
| Unknown | 0 | 0 | 0 | 0 |

| | Male | Female | Male | Female |
|-----------------|------|--------|------|--------|
| Race | | | | |
| White | 44 | 23 | 23 | 47 |
| Black | 0 | 0 | 0 | 1 |
| American Indian | 1 | 3 | 0 | 8 |
| Asian | 0 | 0 | 0 | 0 |
| Unknown | 0 | 0 | 0 | 0 |

| | Male | Female | Male | Female |
|------------|------|--------|------|--------|
| Injuries | | | | |
| Minor | 6 | 4 | 11 | 23 |
| Moderate | 1 | 0 | 2 | 6 |
| No visible | 38 | 22 | 10 | 26 |
| Severe | 0 | 0 | 0 | 0 |

| | Male | Female | Male | Female |
|----------|------|--------|------|--------|
| Medical | | | | |
| 1st Aid | 0 | 0 | 0 | 1 |
| Hospital | 1 | 2 | 0 | 5 |
| None | 39 | 18 | 10 | 27 |
| Refused | 5 | 6 | 13 | 23 |

| | Male | Female | Male | Female |
|----------------------------|------|--------|------|--------|
| Other | | | | |
| Alcohol/Drug Use Suspected | 16 | 7 | 5 | 11 |
| DV Card Given | 3 | 5 | 3 | 12 |
| PO IN Effect | 1 | 0 | 0 | 1 |
| Arrested | 6 | 4 | 0 | 0 |
| None | 1 | 0 | 0 | 0 |

| Victim Relationship to Offender | | | |
|---------------------------------|----|---------------------|---|
| Cohabitant | 22 | Child in Common | 1 |
| Spouse | 12 | Former Spouse | 0 |
| Dating | 13 | Former Dating | 0 |
| Child in Common | 0 | Former Cohabitant | 3 |
| Blood Relative | 12 | Related by Marriage | 2 |
| Parent | 10 | | |

Humboldt County SO Domestic Violence 2016

Arrestee - General Information

| Time of Day | |
|-------------|----|
| 0000 - 0259 | 4 |
| 0300 - 0559 | 3 |
| 0600 - 0859 | 3 |
| 0900 - 1159 | 5 |
| 1200 - 1459 | 4 |
| 1500 - 1759 | 9 |
| 1800 - 2059 | 29 |
| 2100 - 2359 | 11 |

| Number of Children Present | |
|----------------------------|----|
| Ages 0 - 3 | 13 |
| Ages 4 - 6 | 10 |
| Ages 7 - 9 | 6 |
| Ages 10 - 12 | 4 |
| Ages 13 - 15 | 6 |
| Ages 16 - 18 | 3 |
| Age Unknown | 0 |

| Weapons Used | |
|---------------------------|----|
| Blunt Object | 4 |
| Hangun | 0 |
| Hands/Fist/Feet | 56 |
| Knife/ Cutting Instrument | 3 |
| Other Firearm | 0 |
| Other Weapon | 3 |
| Unknown | 1 |

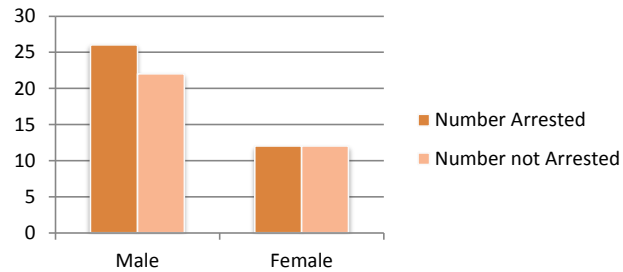
| Arrestee Information | Male | Female |
|----------------------|------|--------|
| Number Arrested | 26 | 12 |
| Number not Arrested | 22 | 12 |

| Mitigating Circumstances for Not Arrested | | |
|---|---|---|
| Aggressor undetermined | 6 | 3 |
| Gone upon arrival | 6 | 1 |
| No evidence of injury | 2 | 2 |
| Not reported within 24 hours | 3 | 2 |
| Other | 5 | 5 |
| Unknown | 0 | 1 |

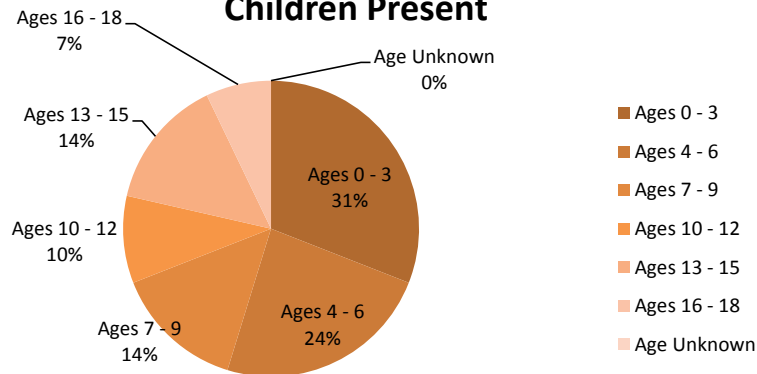
| Others Arrested at Scene | | |
|---------------------------------------|---|---|
| Not part of the Domestic Relationship | 0 | 0 |

Arrested vs Not Arrested

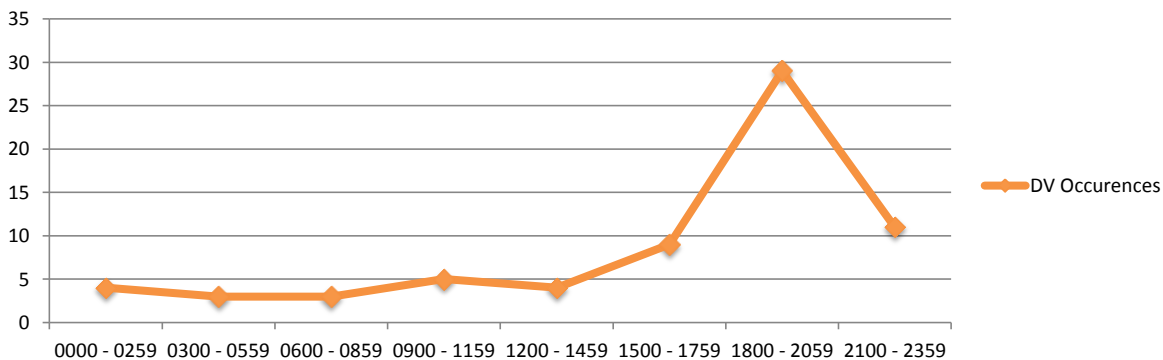
By Gender



Children Present



Time of Day



Winnemucca PD Domestic Violence 2016
Offender-Victim Information

| | Offender Information | | Victim Information | |
|----------|----------------------|--------|--------------------|--------|
| Age | Male | Female | Male | Female |
| Under 18 | 10 | 1 | 4 | 4 |
| 18-24 | 3 | 6 | 4 | 9 |
| 25-34 | 20 | 9 | 8 | 16 |
| 35-44 | 10 | 6 | 8 | 11 |
| 45-54 | 13 | 3 | 10 | 5 |
| 55-64 | 4 | 2 | 4 | 6 |
| 65+ | 0 | 0 | 1 | 1 |
| Unknown | 0 | 0 | 0 | 0 |

| | Male | Female | Male | Female |
|-----------------|------|--------|------|--------|
| Race | | | | |
| White | 57 | 25 | 38 | 47 |
| Black | 2 | 1 | 0 | 4 |
| American Indian | 0 | 0 | 0 | 0 |
| Asian | 0 | 1 | 1 | 1 |
| Unknown | 1 | 0 | 0 | 0 |

| | Male | Female | Male | Female |
|------------|------|--------|------|--------|
| Injuries | | | | |
| Minor | 14 | 9 | 28 | 29 |
| Moderate | 8 | 0 | 0 | 3 |
| No visible | 38 | 18 | 10 | 20 |
| Severe | 0 | 0 | 0 | 0 |

| | Male | Female | Male | Female |
|----------|------|--------|------|--------|
| Medical | | | | |
| 1st Aid | 1 | 1 | 2 | 1 |
| Hospital | 0 | 2 | 3 | 1 |
| None | 47 | 15 | 23 | 24 |
| Refused | 12 | 6 | 13 | 24 |

| | Male | Female | Male | Female |
|----------------------------|------|--------|------|--------|
| Other | | | | |
| Alcohol/Drug Use Suspected | 19 | 10 | 9 | 7 |
| DV Card Given | 2 | 2 | 9 | 20 |
| PO IN Effect | 0 | 0 | 0 | 0 |
| Arrested | 31 | 14 | 2 | 1 |
| None | 17 | 3 | 19 | 21 |

| Victim Relationship to Offender | | | |
|---------------------------------|----|---------------------|---|
| Cohabitant | 13 | Child in Common | 7 |
| Spouse | 24 | Former Spouse | 0 |
| Dating | 19 | Former Dating | 2 |
| Child in Common | 3 | Former Cohabitant | 0 |
| Blood Relative | 9 | Related by Marriage | 2 |
| Parent | 11 | | |

Winnemucca PD Domestic Violence 2016

Arrestee - General Information

| Time of Day | |
|-------------|----|
| 0000 - 0259 | 21 |
| 0300 - 0559 | 2 |
| 0600 - 0859 | 6 |
| 0900 - 1159 | 2 |
| 1200 - 1459 | 10 |
| 1500 - 1759 | 11 |
| 1800 - 2059 | 16 |
| 2100 - 2359 | 20 |

| Number of Children Present | |
|----------------------------|----|
| Ages 0 - 3 | 13 |
| Ages 4 - 6 | 3 |
| Ages 7 - 9 | 5 |
| Ages 10 - 12 | 2 |
| Ages 13 - 15 | 2 |
| Ages 16 - 18 | 4 |
| Age Unknown | 7 |

| Weapons Used | |
|---------------------------|----|
| Blunt Object | 3 |
| Hangun | 2 |
| Hands/Fist/Feet | 80 |
| Knife/ Cutting Instrument | 0 |
| Other Firearm | 0 |
| Other Weapon | 3 |
| Unknown | 0 |

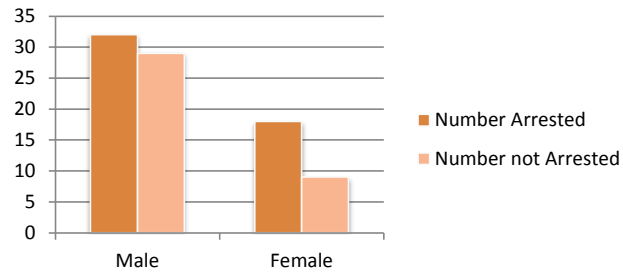
| Arrestee Information | Male | Female |
|----------------------|------|--------|
| Number Arrested | 32 | 18 |
| Number not Arrested | 29 | 9 |

| Mitigating Circumstances for Not Arrested | | |
|---|----|---|
| Aggressor undetermined | 6 | 6 |
| Gone upon arrival | 12 | 1 |
| No evidence of injury | 6 | 1 |
| Not reported within 24 hours | 5 | 1 |
| Other | 4 | 1 |
| Unknown | 0 | 0 |

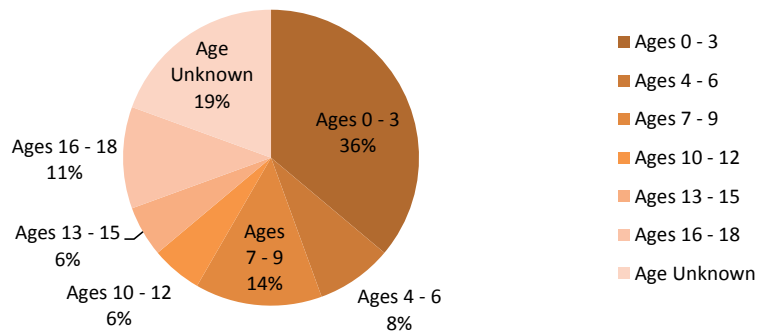
| Others Arrested at Scene | | |
|---------------------------------------|---|---|
| Not part of the Domestic Relationship | 0 | 0 |

Arrested vs Not Arrested

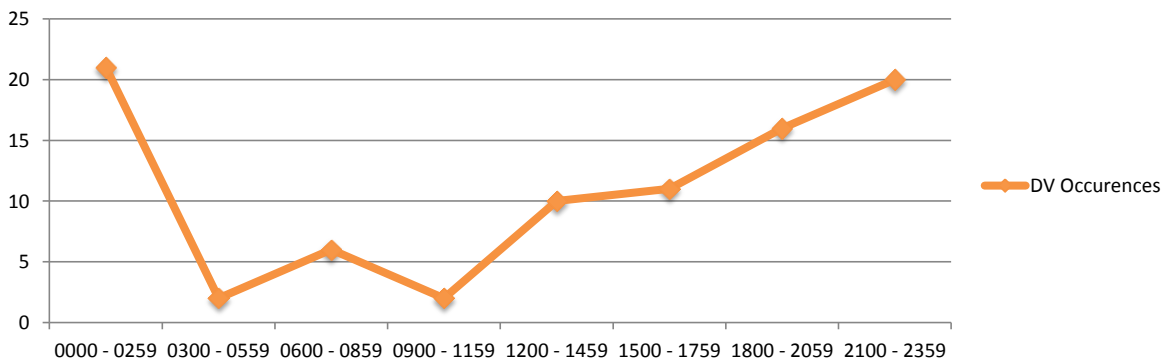
By Gender



Children Present



Time of Day



Lander COUNTY Domestic Violence 2016
Offender-Victim Information

| | Offender Information | | Victim Information | |
|----------|----------------------|--------|--------------------|--------|
| Age | Male | Female | Male | Female |
| Under 18 | 2 | 1 | 1 | 3 |
| 18-24 | 7 | 2 | 2 | 6 |
| 25-34 | 9 | 7 | 3 | 11 |
| 35-44 | 5 | 1 | 2 | 8 |
| 45-54 | 10 | 2 | 4 | 5 |
| 55-64 | 0 | 0 | 0 | 2 |
| 65+ | 0 | 0 | 0 | 1 |
| Unknown | 0 | 1 | 0 | 0 |

| | Male | Female | Male | Female |
|-----------------|------|--------|------|--------|
| Race | | | | |
| White | 25 | 12 | 11 | 32 |
| Black | 1 | 0 | 0 | 1 |
| American Indian | 4 | 2 | 1 | 2 |
| Asian | 0 | 0 | 0 | 0 |
| Unknown | 0 | 0 | 0 | 1 |

| | Male | Female | Male | Female |
|------------|------|--------|------|--------|
| Injuries | | | | |
| Minor | 7 | 2 | 5 | 19 |
| Moderate | 0 | 0 | 1 | 5 |
| No visible | 25 | 12 | 6 | 12 |
| Severe | 0 | 0 | 0 | 0 |

| | Male | Female | Male | Female |
|----------|------|--------|------|--------|
| Medical | | | | |
| 1st Aid | 0 | 0 | 0 | 0 |
| Hospital | 1 | 1 | 0 | 2 |
| None | 22 | 13 | 9 | 17 |
| Refused | 4 | 0 | 3 | 16 |

| | Male | Female | Male | Female |
|----------------------------|------|--------|------|--------|
| Other | | | | |
| Alcohol/Drug Use Suspected | 2 | 0 | 0 | 4 |
| DV Card Given | 0 | 0 | 8 | 27 |
| PO IN Effect | 0 | 0 | 0 | 1 |
| Arrested | 16 | 7 | 0 | 0 |
| None | 15 | 7 | 3 | 8 |

| Victim Relationship to Offender | | | |
|---------------------------------|----|---------------------|---|
| Cohabitant | 5 | Child in Common | 0 |
| Spouse | 10 | Former Spouse | 1 |
| Dating | 9 | Former Dating | 1 |
| Child in Common | 7 | Former Cohabitant | 0 |
| Blood Relative | 7 | Related by Marriage | 2 |
| Parent | 3 | | |

Lander COUNTY Domestic Violence 2016
Arrestee - General Information

| Time of Day | |
|-------------|---|
| 0000 - 0259 | 5 |
| 0300 - 0559 | 2 |
| 0600 - 0859 | 3 |
| 0900 - 1159 | 8 |
| 1200 - 1459 | 5 |
| 1500 - 1759 | 9 |
| 1800 - 2059 | 8 |
| 2100 - 2359 | 3 |

| Number of Children Present | |
|----------------------------|----|
| Ages 0 - 3 | 19 |
| Ages 4 - 6 | 7 |
| Ages 7 - 9 | 4 |
| Ages 10 - 12 | 1 |
| Ages 13 - 15 | 1 |
| Ages 16 - 18 | 0 |
| Age Unknown | 2 |

| Weapons Used | |
|---------------------------|----|
| Blunt Object | 2 |
| Hangun | 1 |
| Hands/Fist/Feet | 38 |
| Knife/ Cutting Instrument | 0 |
| Other Firearm | 0 |
| Other Weapon | 0 |
| Unknown | 2 |

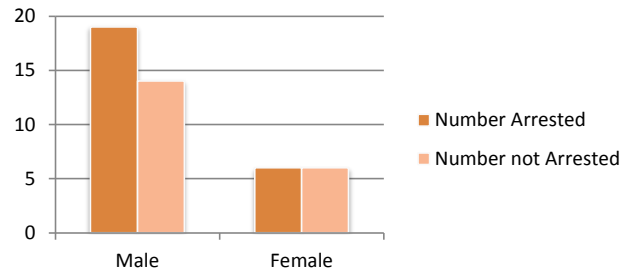
| Arrestee Information | Male | Female |
|----------------------|------|--------|
| Number Arrested | 19 | 6 |
| Number not Arrested | 14 | 6 |

| Mitigating Circumstances for Not Arrested | | |
|---|---|---|
| Aggressor undetermined | 4 | 2 |
| Gone upon arrival | 0 | 2 |
| No evidence of injury | 1 | 2 |
| Not reported within 24 hours | 3 | 0 |
| Other | 6 | 0 |
| Unknown | 0 | 1 |

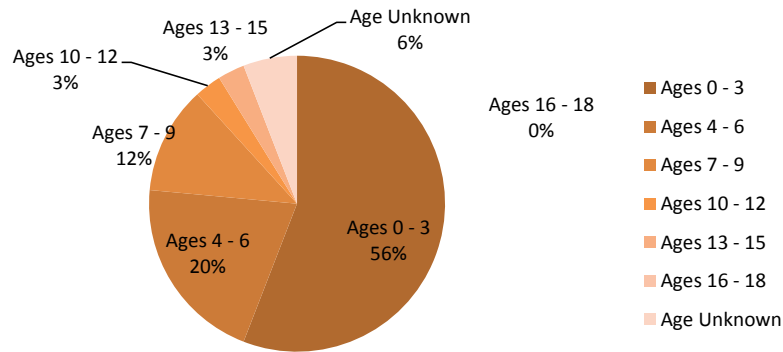
| Others Arrested at Scene | | |
|---------------------------------------|---|---|
| Not part of the Domestic Relationship | 0 | 0 |

Arrested vs Not Arrested

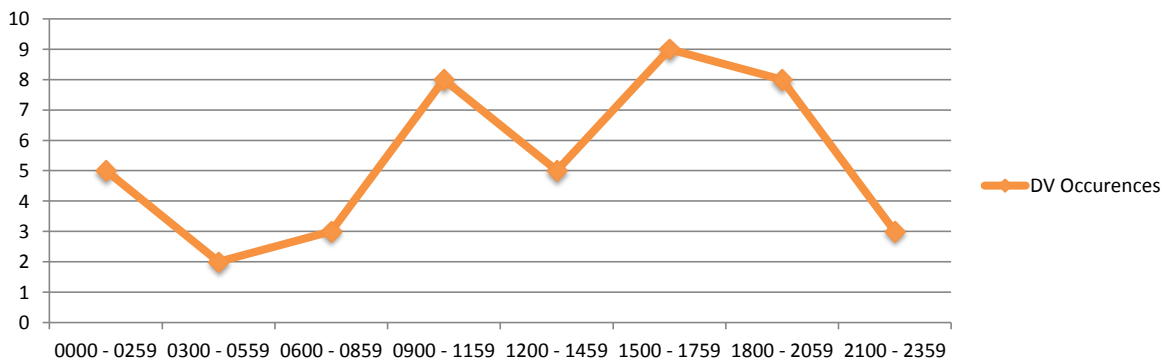
By Gender



Children Present



Time of Day



Lincoln COUNTY Domestic Violence 2016
Offender-Victim Information

| | Offender Information | | Victim Information | |
|----------|----------------------|--------|--------------------|--------|
| Age | Male | Female | Male | Female |
| Under 18 | 1 | 3 | 2 | 1 |
| 18-24 | 4 | 3 | 4 | 2 |
| 25-34 | 3 | 3 | 0 | 5 |
| 35-44 | 11 | 6 | 6 | 6 |
| 45-54 | 7 | 7 | 2 | 2 |
| 55-64 | 2 | 3 | 3 | 1 |
| 65+ | 2 | 0 | 0 | 1 |
| Unknown | 0 | 0 | 0 | 0 |

| | Male | Female | Male | Female |
|-----------------|------|--------|------|--------|
| Race | | | | |
| White | 29 | 22 | 16 | 16 |
| Black | 0 | 0 | 0 | 0 |
| American Indian | 0 | 2 | 0 | 2 |
| Asian | 0 | 0 | 0 | 0 |
| Unknown | 0 | 0 | 1 | 0 |

| | Male | Female | Male | Female |
|------------|------|--------|------|--------|
| Injuries | | | | |
| Minor | 7 | 3 | 6 | 2 |
| Moderate | 0 | 0 | 2 | 1 |
| No visible | 24 | 22 | 9 | 15 |
| Severe | 0 | 0 | 0 | 0 |

| | Male | Female | Male | Female |
|----------|------|--------|------|--------|
| Medical | | | | |
| 1st Aid | 0 | 0 | 1 | 0 |
| Hospital | 0 | 0 | 0 | 1 |
| None | 28 | 20 | 12 | 15 |
| Refused | 2 | 3 | 4 | 2 |

| | Male | Female | Male | Female |
|----------------------------|------|--------|------|--------|
| Other | | | | |
| Alcohol/Drug Use Suspected | 13 | 6 | 4 | 4 |
| DV Card Given | 2 | 1 | 2 | 3 |
| PO IN Effect | 0 | 0 | 0 | 0 |
| Arrested | 6 | 3 | 0 | 0 |
| None | 12 | 10 | 10 | 12 |

| Victim Relationship to Offender | | | |
|---------------------------------|----|---------------------|---|
| Cohabitant | 6 | Child in Common | 3 |
| Spouse | 12 | Former Spouse | 1 |
| Dating | 11 | Former Dating | 2 |
| Child in Common | 2 | Former Cohabitant | 1 |
| Blood Relative | 5 | Related by Marriage | 0 |
| Parent | 3 | | |

Lincoln COUNTY Domestic Violence 2016
Arrestee - General Information

| Time of Day | |
|-------------|----|
| 0000 - 0259 | 1 |
| 0300 - 0559 | 1 |
| 0600 - 0859 | 2 |
| 0900 - 1159 | 8 |
| 1200 - 1459 | 7 |
| 1500 - 1759 | 10 |
| 1800 - 2059 | 8 |
| 2100 - 2359 | 5 |

| Number of Children Present | |
|----------------------------|---|
| Ages 0 - 3 | 6 |
| Ages 4 - 6 | 5 |
| Ages 7 - 9 | 2 |
| Ages 10 - 12 | 1 |
| Ages 13 - 15 | 7 |
| Ages 16 - 18 | 5 |
| Age Unknown | 0 |

| Weapons Used | |
|---------------------------|----|
| Blunt Object | 2 |
| Hangun | 0 |
| Hands/Fist/Feet | 14 |
| Knife/ Cutting Instrument | 0 |
| Other Firearm | 0 |
| Other Weapon | 0 |
| Unknown | 19 |

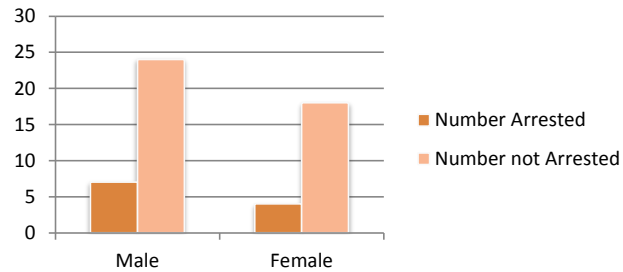
| Arrestee Information | Male | Female |
|----------------------|------|--------|
| Number Arrested | 7 | 4 |
| Number not Arrested | 24 | 18 |

| Mitigating Circumstances for Not Arrested | | |
|---|----|----|
| Aggressor undetermined | 5 | 4 |
| Gone upon arrival | 0 | 1 |
| No evidence of injury | 19 | 13 |
| Not reported within 24 hours | 0 | 0 |
| Other | 2 | 3 |
| Unknown | 0 | 0 |

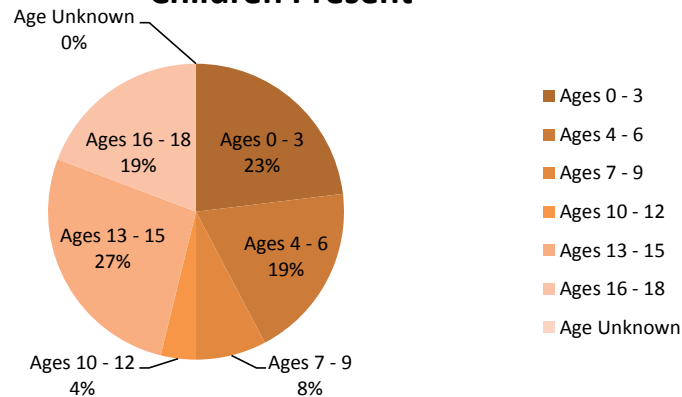
| Others Arrested at Scene | | |
|---------------------------------------|---|---|
| Not part of the Domestic Relationship | 0 | 0 |

Arrested vs Not Arrested

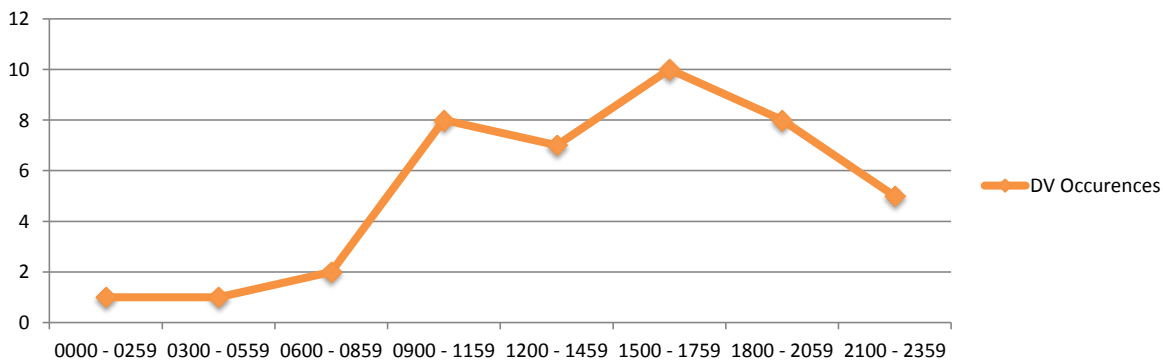
By Gender



Children Present



Time of Day



Lyon COUNTY Domestic Violence 2016
Offender-Victim Information

| | Offender Information | | Victim Information | |
|----------|----------------------|--------|--------------------|--------|
| Age | Male | Female | Male | Female |
| Under 18 | 18 | 14 | 16 | 17 |
| 18-24 | 42 | 30 | 19 | 37 |
| 25-34 | 88 | 27 | 19 | 83 |
| 35-44 | 59 | 33 | 25 | 60 |
| 45-54 | 42 | 18 | 23 | 29 |
| 55-64 | 16 | 13 | 10 | 22 |
| 65+ | 8 | 3 | 4 | 10 |
| Unknown | 2 | 1 | 0 | 1 |

| | Male | Female | Male | Female |
|-----------------|------|--------|------|--------|
| Race | | | | |
| White | 233 | 128 | 100 | 241 |
| Black | 12 | 2 | 7 | 5 |
| American Indian | 6 | 2 | 1 | 4 |
| Asian | 0 | 0 | 0 | 0 |
| Unknown | 2 | 2 | 1 | 2 |

| | Male | Female | Male | Female |
|------------|------|--------|------|--------|
| Injuries | | | | |
| Minor | 65 | 39 | 52 | 112 |
| Moderate | 3 | 3 | 9 | 19 |
| No visible | 148 | 87 | 50 | 129 |
| Severe | 21 | 0 | 0 | 0 |

| | Male | Female | Male | Female |
|----------|------|--------|------|--------|
| Medical | | | | |
| 1st Aid | 9 | 2 | 6 | 14 |
| Hospital | 6 | 5 | 6 | 17 |
| None | 182 | 75 | 57 | 125 |
| Refused | 50 | 53 | 53 | 107 |

| | Male | Female | Male | Female |
|----------------------------|------|--------|------|--------|
| Other | | | | |
| Alcohol/Drug Use Suspected | 108 | 51 | 30 | 66 |
| DV Card Given | 11 | 20 | 32 | 118 |
| PO IN Effect | 0 | 0 | 2 | 9 |
| Arrested | 43 | 28 | 2 | 1 |
| None | 0 | 0 | 0 | 0 |

| Victim Relationship to Offender | | | |
|---------------------------------|-----|---------------------|----|
| Cohabitant | 156 | Child in Common | 22 |
| Spouse | 83 | Former Spouse | 7 |
| Dating | 116 | Former Dating | 19 |
| Child in Common | 74 | Former Cohabitant | 8 |
| Blood Relative | 26 | Related by Marriage | 15 |
| Parent | 37 | | |

Lyon COUNTY Domestic Violence 2016
Arrestee - General Information

| Time of Day | |
|-------------|----|
| 0000 - 0259 | 31 |
| 0300 - 0559 | 13 |
| 0600 - 0859 | 25 |
| 0900 - 1159 | 32 |
| 1200 - 1459 | 42 |
| 1500 - 1759 | 58 |
| 1800 - 2059 | 68 |
| 2100 - 2359 | 79 |

| Number of Children Present | |
|----------------------------|-----|
| Ages 0 - 3 | 104 |
| Ages 4 - 6 | 49 |
| Ages 7 - 9 | 45 |
| Ages 10 - 12 | 38 |
| Ages 13 - 15 | 33 |
| Ages 16 - 18 | 22 |
| Age Unknown | 19 |

| Weapons Used | |
|---------------------------|-----|
| Blunt Object | 10 |
| Hangun | 2 |
| Hands/Fist/Feet | 295 |
| Knife/ Cutting Instrument | 8 |
| Other Firearm | 0 |
| Other Weapon | 30 |
| Unknown | 12 |

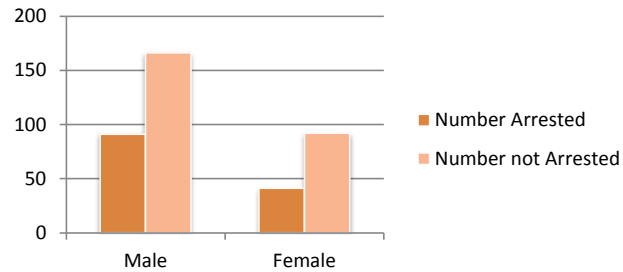
| Arrestee Information | Male | Female |
|----------------------|------|--------|
| Number Arrested | 91 | 41 |
| Number not Arrested | 166 | 92 |

| Mitigating Circumstances for Not Arrested | | |
|---|----|----|
| Aggressor undetermined | 62 | 49 |
| Gone upon arrival | 48 | 9 |
| No evidence of injury | 76 | 37 |
| Not reported within 24 hours | 5 | 3 |
| Other | 30 | 22 |
| Unknown | 1 | 0 |

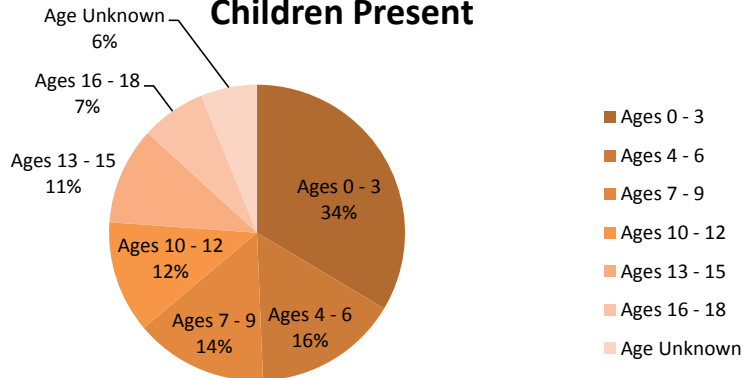
| Others Arrested at Scene | | |
|---------------------------------------|----|---|
| Not part of the Domestic Relationship | 23 | 5 |

Arrested vs Not Arrested

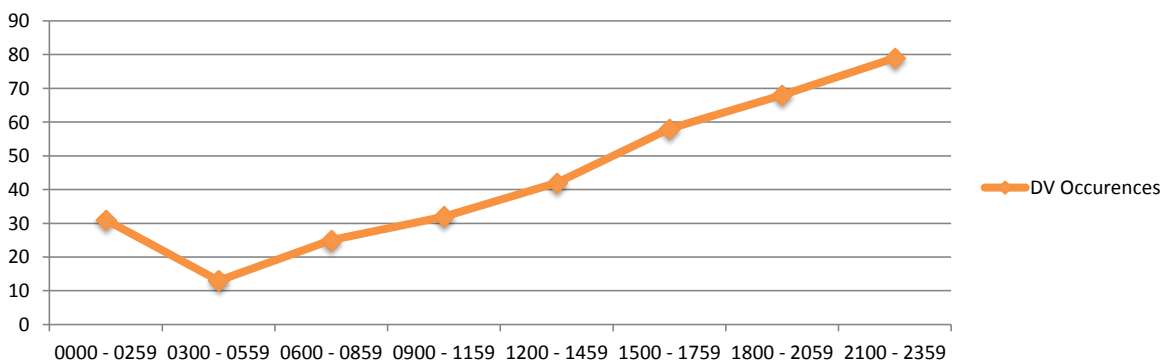
By Gender



Children Present



Time of Day



Lyon County SO Domestic Violence 2016
Offender-Victim Information

| | Offender Information | | Victim Information | |
|----------|----------------------|--------|--------------------|--------|
| Age | Male | Female | Male | Female |
| Under 18 | 16 | 14 | 14 | 16 |
| 18-24 | 38 | 24 | 18 | 34 |
| 25-34 | 82 | 26 | 15 | 78 |
| 35-44 | 57 | 33 | 25 | 56 |
| 45-54 | 37 | 17 | 22 | 26 |
| 55-64 | 16 | 13 | 10 | 22 |
| 65+ | 8 | 3 | 4 | 10 |
| Unknown | 1 | 1 | 0 | 1 |

| | Male | Female | Male | Female |
|-----------------|------|--------|------|--------|
| Race | | | | |
| White | 214 | 123 | 92 | 227 |
| Black | 12 | 2 | 7 | 5 |
| American Indian | 6 | 1 | 1 | 3 |
| Asian | 0 | 0 | 0 | 0 |
| Unknown | 2 | 1 | 1 | 2 |

| | Male | Female | Male | Female |
|------------|------|--------|------|--------|
| Injuries | | | | |
| Minor | 59 | 36 | 46 | 104 |
| Moderate | 2 | 2 | 9 | 16 |
| No visible | 139 | 84 | 48 | 125 |
| Severe | 21 | 0 | 0 | 0 |

| | Male | Female | Male | Female |
|----------|------|--------|------|--------|
| Medical | | | | |
| 1st Aid | 9 | 2 | 6 | 14 |
| Hospital | 5 | 3 | 6 | 14 |
| None | 170 | 73 | 53 | 118 |
| Refused | 46 | 51 | 49 | 100 |

| | Male | Female | Male | Female |
|----------------------------|------|--------|------|--------|
| Other | | | | |
| Alcohol/Drug Use Suspected | 104 | 49 | 29 | 63 |
| DV Card Given | 9 | 19 | 30 | 115 |
| PO IN Effect | 0 | 0 | 2 | 9 |
| Arrested | 41 | 27 | 2 | 1 |
| None | 0 | 0 | 0 | 0 |

| Victim Relationship to Offender | | | |
|---------------------------------|-----|---------------------|----|
| Cohabitant | 148 | Child in Common | 20 |
| Spouse | 79 | Former Spouse | 7 |
| Dating | 106 | Former Dating | 17 |
| Child in Common | 69 | Former Cohabitant | 8 |
| Blood Relative | 26 | Related by Marriage | 14 |
| Parent | 34 | | |

Lyon County SO Domestic Violence 2016

Arrestee - General Information

| Time of Day | |
|-------------|----|
| 0000 - 0259 | 28 |
| 0300 - 0559 | 13 |
| 0600 - 0859 | 21 |
| 0900 - 1159 | 31 |
| 1200 - 1459 | 41 |
| 1500 - 1759 | 55 |
| 1800 - 2059 | 64 |
| 2100 - 2359 | 73 |

| Number of Children Present | |
|----------------------------|----|
| Ages 0 - 3 | 95 |
| Ages 4 - 6 | 48 |
| Ages 7 - 9 | 45 |
| Ages 10 - 12 | 36 |
| Ages 13 - 15 | 32 |
| Ages 16 - 18 | 22 |
| Age Unknown | 12 |

| Weapons Used | |
|---------------------------|-----|
| Blunt Object | 9 |
| Hangun | 2 |
| Hands/Fist/Feet | 282 |
| Knife/ Cutting Instrument | 6 |
| Other Firearm | 0 |
| Other Weapon | 26 |
| Unknown | 10 |

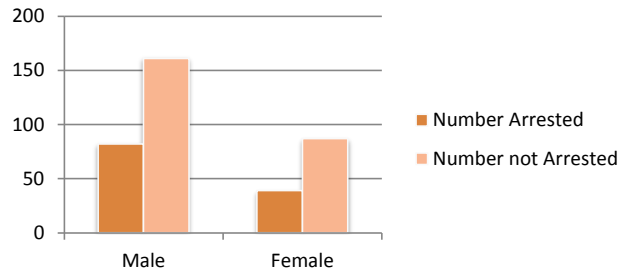
| Arrestee Information | Male | Female |
|----------------------|------|--------|
| Number Arrested | 82 | 39 |
| Number not Arrested | 161 | 87 |

| Mitigating Circumstances for Not Arrested | | |
|---|----|----|
| Aggressor undetermined | 60 | 49 |
| Gone upon arrival | 47 | 9 |
| No evidence of injury | 74 | 37 |
| Not reported within 24 hours | 5 | 1 |
| Other | 25 | 21 |
| Unknown | 1 | 0 |

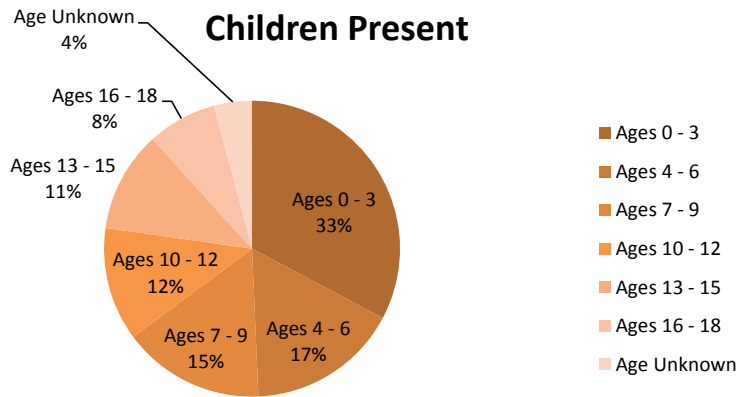
| Others Arrested at Scene | | |
|---------------------------------------|----|---|
| Not part of the Domestic Relationship | 16 | 4 |

Arrested vs Not Arrested

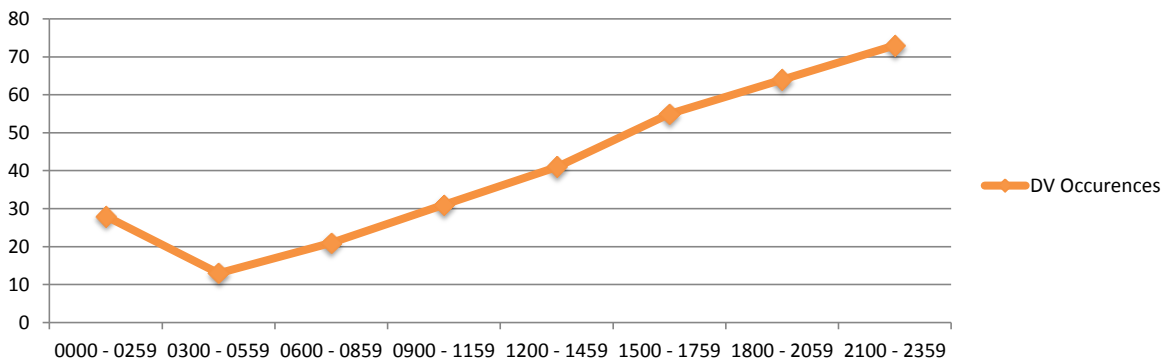
By Gender



Children Present



Time of Day



Yerington PD Domestic Violence 2016
Offender-Victim Information

| Age | Offender Information | | Victim Information | |
|----------|----------------------|--------|--------------------|--------|
| | Male | Female | Male | Female |
| Under 18 | 2 | 0 | 2 | 1 |
| 18-24 | 4 | 6 | 1 | 3 |
| 25-34 | 6 | 1 | 4 | 5 |
| 35-44 | 2 | 0 | 0 | 4 |
| 45-54 | 5 | 1 | 1 | 3 |
| 55-64 | 0 | 0 | 0 | 0 |
| 65+ | 0 | 0 | 0 | 0 |
| Unknown | 1 | 0 | 0 | 0 |

| Race | Offender Information | | Victim Information | |
|-----------------|----------------------|--------|--------------------|--------|
| | Male | Female | Male | Female |
| White | 19 | 5 | 8 | 14 |
| Black | 0 | 0 | 0 | 0 |
| American Indian | 0 | 1 | 0 | 1 |
| Asian | 0 | 0 | 0 | 0 |
| Unknown | 0 | 1 | 0 | 0 |

| Injuries | Offender Information | | Victim Information | |
|------------|----------------------|--------|--------------------|--------|
| | Male | Female | Male | Female |
| Minor | 6 | 3 | 6 | 8 |
| Moderate | 1 | 1 | 0 | 3 |
| No visible | 9 | 3 | 2 | 4 |
| Severe | 0 | 0 | 0 | 0 |

| Medical | Offender Information | | Victim Information | |
|----------|----------------------|--------|--------------------|--------|
| | Male | Female | Male | Female |
| 1st Aid | 0 | 0 | 0 | 0 |
| Hospital | 1 | 2 | 0 | 3 |
| None | 12 | 2 | 4 | 7 |
| Refused | 4 | 2 | 4 | 7 |

| Other | Offender Information | | Victim Information | |
|----------------------------|----------------------|--------|--------------------|--------|
| | Male | Female | Male | Female |
| Alcohol/Drug Use Suspected | 4 | 2 | 1 | 3 |
| DV Card Given | 2 | 1 | 2 | 3 |
| PO IN Effect | 0 | 0 | 0 | 0 |
| Arrested | 2 | 1 | 0 | 0 |
| None | 0 | 0 | 0 | 0 |

| Victim Relationship to Offender | | | |
|---------------------------------|----|---------------------|---|
| Cohabitant | 8 | Child in Common | 2 |
| Spouse | 4 | Former Spouse | 0 |
| Dating | 10 | Former Dating | 2 |
| Child in Common | 5 | Former Cohabitant | 0 |
| Blood Relative | 0 | Related by Marriage | 1 |
| Parent | 3 | | |

Yerington PD Domestic Violence 2016
Arrestee - General Information

| Time of Day | |
|-------------|---|
| 0000 - 0259 | 3 |
| 0300 - 0559 | 0 |
| 0600 - 0859 | 4 |
| 0900 - 1159 | 1 |
| 1200 - 1459 | 1 |
| 1500 - 1759 | 3 |
| 1800 - 2059 | 4 |
| 2100 - 2359 | 6 |

| Number of Children Present | |
|----------------------------|---|
| Ages 0 - 3 | 9 |
| Ages 4 - 6 | 1 |
| Ages 7 - 9 | 0 |
| Ages 10 - 12 | 2 |
| Ages 13 - 15 | 1 |
| Ages 16 - 18 | 0 |
| Age Unknown | 7 |

| Weapons Used | |
|---------------------------|----|
| Blunt Object | 1 |
| Hangun | 0 |
| Hands/Fist/Feet | 13 |
| Knife/ Cutting Instrument | 2 |
| Other Firearm | 0 |
| Other Weapon | 4 |
| Unknown | 2 |

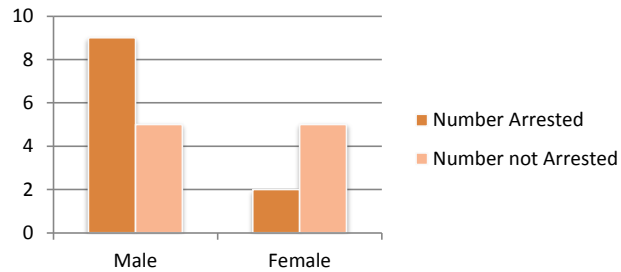
| Arrestee Information | Male | Female |
|----------------------|------|--------|
| Number Arrested | 9 | 2 |
| Number not Arrested | 5 | 5 |

| Mitigating Circumstances for Not Arrested | | |
|---|---|---|
| Aggressor undetermined | 2 | 0 |
| Gone upon arrival | 1 | 0 |
| No evidence of injury | 2 | 0 |
| Not reported within 24 hours | 0 | 2 |
| Other | 5 | 1 |
| Unknown | 0 | 0 |

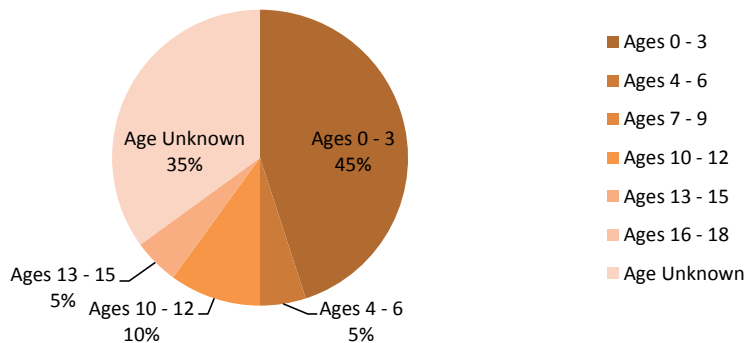
| Others Arrested at Scene | | |
|---------------------------------------|---|---|
| Not part of the Domestic Relationship | 7 | 1 |

Arrested vs Not Arrested

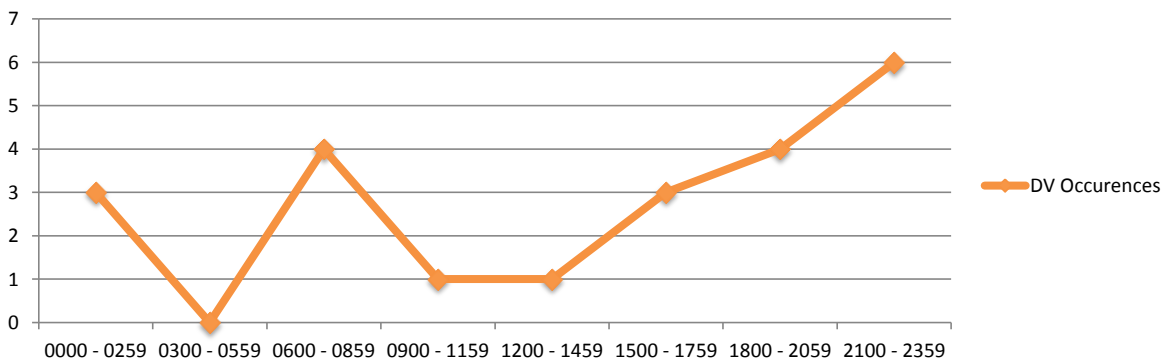
By Gender



Children Present



Time of Day



Mineral COUNTY Domestic Violence 2016
Offender-Victim Information

| | Offender Information | | Victim Information | |
|----------|----------------------|--------|--------------------|--------|
| Age | Male | Female | Male | Female |
| Under 18 | 2 | 0 | 2 | 1 |
| 18-24 | 5 | 3 | 0 | 7 |
| 25-34 | 13 | 4 | 4 | 11 |
| 35-44 | 20 | 2 | 3 | 11 |
| 45-54 | 5 | 3 | 5 | 8 |
| 55-64 | 3 | 2 | 1 | 2 |
| 65+ | 1 | 1 | 0 | 0 |
| Unknown | 13 | 2 | 5 | 16 |

| | Male | Female | Male | Female |
|-----------------|------|--------|------|--------|
| Race | | | | |
| White | 36 | 10 | 9 | 30 |
| Black | 4 | 1 | 1 | 5 |
| American Indian | 9 | 0 | 1 | 3 |
| Asian | 0 | 0 | 0 | 0 |
| Unknown | 0 | 0 | 0 | 0 |

| | Male | Female | Male | Female |
|------------|------|--------|------|--------|
| Injuries | | | | |
| Minor | 2 | 2 | 4 | 20 |
| Moderate | 1 | 0 | 2 | 4 |
| No visible | 25 | 10 | 9 | 7 |
| Severe | 0 | 0 | 0 | 0 |

| | Male | Female | Male | Female |
|----------|------|--------|------|--------|
| Medical | | | | |
| 1st Aid | 0 | 0 | 0 | 2 |
| Hospital | 1 | 1 | 2 | 8 |
| None | 22 | 11 | 10 | 12 |
| Refused | 3 | 0 | 4 | 8 |

| | Male | Female | Male | Female |
|----------------------------|------|--------|------|--------|
| Other | | | | |
| Alcohol/Drug Use Suspected | 9 | 6 | 0 | 1 |
| DV Card Given | 0 | 0 | 6 | 17 |
| PO IN Effect | 0 | 1 | 0 | 0 |
| Arrested | 14 | 4 | 0 | 0 |
| None | 13 | 4 | 9 | 11 |

| Victim Relationship to Offender | | | |
|---------------------------------|----|---------------------|---|
| Cohabitant | 2 | Child in Common | 7 |
| Spouse | 9 | Former Spouse | 2 |
| Dating | 30 | Former Dating | 2 |
| Child in Common | 0 | Former Cohabitant | 0 |
| Blood Relative | 9 | Related by Marriage | 1 |
| Parent | 3 | | |

Mineral COUNTY Domestic Violence 2016

Arrestee - General Information

| Time of Day | |
|-------------|----|
| 0000 - 0259 | 8 |
| 0300 - 0559 | 5 |
| 0600 - 0859 | 7 |
| 0900 - 1159 | 11 |
| 1200 - 1459 | 12 |
| 1500 - 1759 | 12 |
| 1800 - 2059 | 12 |
| 2100 - 2359 | 6 |

| Number of Children Present | |
|----------------------------|---|
| Ages 0 - 3 | 1 |
| Ages 4 - 6 | 0 |
| Ages 7 - 9 | 0 |
| Ages 10 - 12 | 0 |
| Ages 13 - 15 | 0 |
| Ages 16 - 18 | 1 |
| Age Unknown | 3 |

| Weapons Used | |
|---------------------------|----|
| Blunt Object | 0 |
| Hangun | 0 |
| Hands/Fist/Feet | 28 |
| Knife/ Cutting Instrument | 2 |
| Other Firearm | 0 |
| Other Weapon | 2 |
| Unknown | 11 |

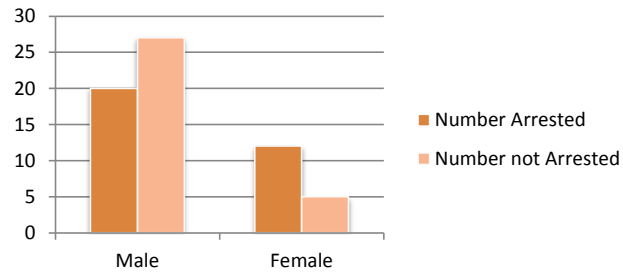
| Arrestee Information | Male | Female |
|----------------------|------|--------|
| Number Arrested | 20 | 12 |
| Number not Arrested | 27 | 5 |

| Mitigating Circumstances for Not Arrested | | |
|---|----|---|
| Aggressor undetermined | 3 | 1 |
| Gone upon arrival | 9 | 3 |
| No evidence of injury | 9 | 2 |
| Not reported within 24 hours | 2 | 0 |
| Other | 11 | 0 |
| Unknown | 2 | 0 |

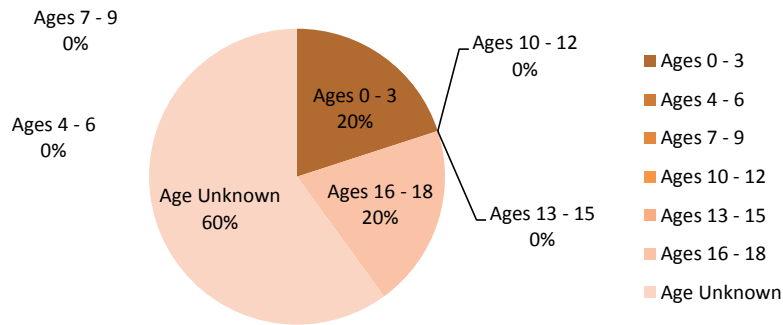
| Others Arrested at Scene | | |
|---------------------------------------|---|---|
| Not part of the Domestic Relationship | 0 | 0 |

Arrested vs Not Arrested

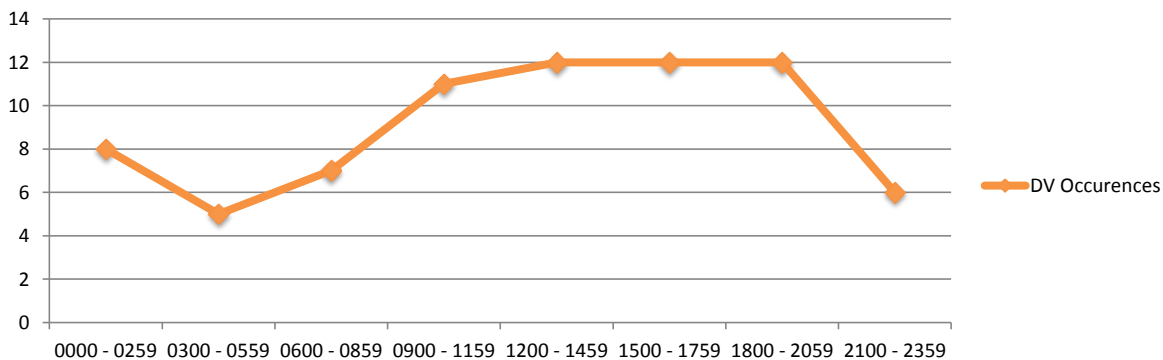
By Gender



Children Present



Time of Day



Nye COUNTY Domestic Violence 2016
Offender-Victim Information

| | Offender Information | | Victim Information | |
|----------|----------------------|--------|--------------------|--------|
| Age | Male | Female | Male | Female |
| Under 18 | 10 | 9 | 6 | 13 |
| 18-24 | 28 | 16 | 6 | 40 |
| 25-34 | 46 | 16 | 26 | 28 |
| 35-44 | 29 | 15 | 14 | 39 |
| 45-54 | 36 | 15 | 15 | 38 |
| 55-64 | 22 | 8 | 10 | 13 |
| 65+ | 7 | 6 | 13 | 18 |
| Unknown | 2 | 0 | 2 | 0 |

| | Male | Female | Male | Female |
|-----------------|------|--------|------|--------|
| Race | | | | |
| White | 164 | 75 | 87 | 174 |
| Black | 11 | 6 | 2 | 9 |
| American Indian | 1 | 1 | 0 | 1 |
| Asian | 0 | 1 | 0 | 2 |
| Unknown | 0 | 1 | 2 | 0 |

| | Male | Female | Male | Female |
|------------|------|--------|------|--------|
| Injuries | | | | |
| Minor | 37 | 14 | 43 | 90 |
| Moderate | 6 | 1 | 12 | 21 |
| No visible | 94 | 58 | 33 | 70 |
| Severe | 1 | 1 | 2 | 5 |

| | Male | Female | Male | Female |
|----------|------|--------|------|--------|
| Medical | | | | |
| 1st Aid | 6 | 2 | 4 | 9 |
| Hospital | 10 | 3 | 8 | 19 |
| None | 99 | 47 | 32 | 61 |
| Refused | 33 | 26 | 46 | 96 |

| | Male | Female | Male | Female |
|----------------------------|------|--------|------|--------|
| Other | | | | |
| Alcohol/Drug Use Suspected | 51 | 22 | 21 | 35 |
| DV Card Given | 2 | 2 | 13 | 53 |
| PO IN Effect | 16 | 0 | 1 | 0 |
| Arrested | 78 | 43 | 5 | 6 |
| None | 1 | 2 | 1 | 0 |

| Victim Relationship to Offender | | | |
|---------------------------------|----|---------------------|---|
| Cohabitant | 92 | Child in Common | 7 |
| Spouse | 47 | Former Spouse | 7 |
| Dating | 60 | Former Dating | 6 |
| Child in Common | 20 | Former Cohabitant | 3 |
| Blood Relative | 21 | Related by Marriage | 7 |
| Parent | 28 | | |

Nye COUNTY Domestic Violence 2016
Arrestee - General Information

| Time of Day | |
|-------------|----|
| 0000 - 0259 | 17 |
| 0300 - 0559 | 12 |
| 0600 - 0859 | 15 |
| 0900 - 1159 | 24 |
| 1200 - 1459 | 36 |
| 1500 - 1759 | 57 |
| 1800 - 2059 | 46 |
| 2100 - 2359 | 36 |

| Number of Children Present | |
|----------------------------|----|
| Ages 0 - 3 | 38 |
| Ages 4 - 6 | 15 |
| Ages 7 - 9 | 13 |
| Ages 10 - 12 | 20 |
| Ages 13 - 15 | 19 |
| Ages 16 - 18 | 9 |
| Age Unknown | 0 |

| Weapons Used | |
|---------------------------|-----|
| Blunt Object | 15 |
| Hangun | 3 |
| Hands/Fist/Feet | 217 |
| Knife/ Cutting Instrument | 5 |
| Other Firearm | 1 |
| Other Weapon | 8 |
| Unknown | 1 |

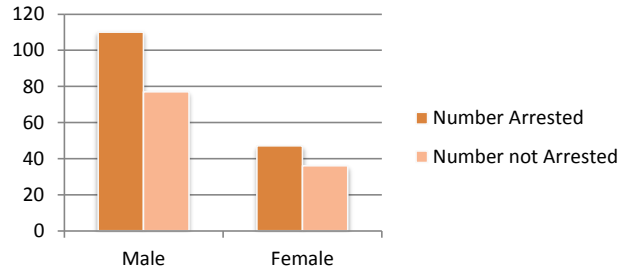
| Arrestee Information | Male | Female |
|----------------------|------|--------|
| Number Arrested | 110 | 47 |
| Number not Arrested | 77 | 36 |

| Mitigating Circumstances for Not Arrested | | |
|---|----|----|
| Aggressor undetermined | 9 | 7 |
| Gone upon arrival | 39 | 6 |
| No evidence of injury | 10 | 14 |
| Not reported within 24 hours | 5 | 1 |
| Other | 10 | 5 |
| Unknown | 2 | 3 |

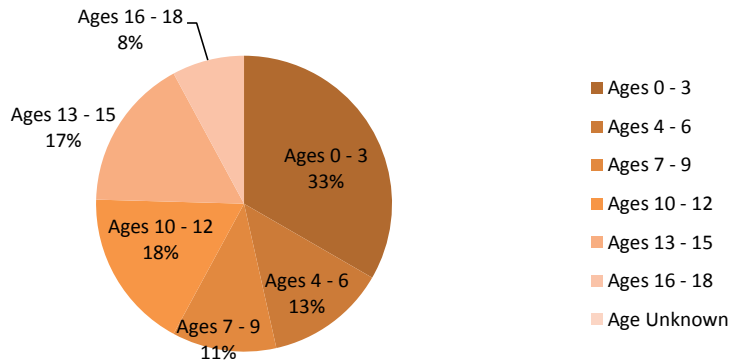
| Others Arrested at Scene | | |
|---------------------------------------|---|---|
| Not part of the Domestic Relationship | 1 | 1 |

Arrested vs Not Arrested

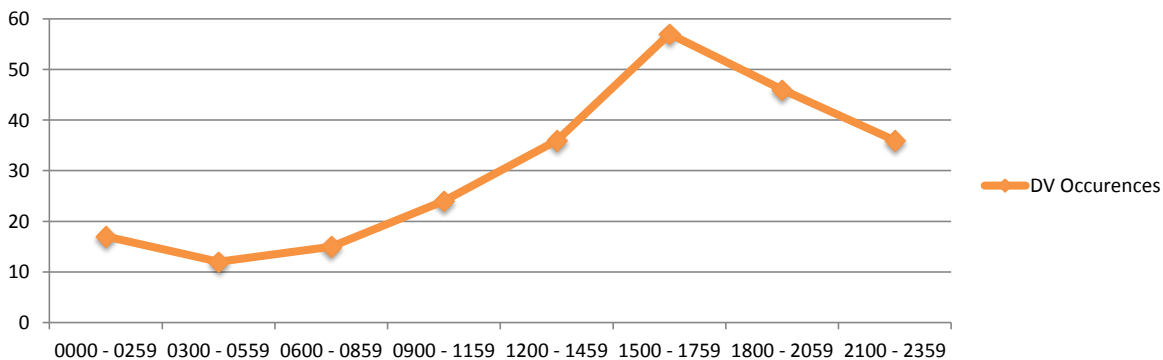
By Gender



Children Present



Time of Day



Pershing COUNTY Domestic Violence 2016
Offender-Victim Information

| | Offender Information | | Victim Information | |
|----------|----------------------|--------|--------------------|--------|
| Age | Male | Female | Male | Female |
| Under 18 | 3 | 1 | 4 | 5 |
| 18-24 | 5 | 5 | 3 | 3 |
| 25-34 | 8 | 6 | 3 | 8 |
| 35-44 | 7 | 5 | 6 | 7 |
| 45-54 | 5 | 2 | 5 | 3 |
| 55-64 | 2 | 0 | 0 | 0 |
| 65+ | 0 | 0 | 1 | 3 |
| Unknown | 0 | 0 | 0 | 1 |

| | Male | Female | Male | Female |
|-----------------|------|--------|------|--------|
| Race | | | | |
| White | 25 | 16 | 20 | 24 |
| Black | 0 | 0 | 0 | 1 |
| American Indian | 2 | 4 | 0 | 4 |
| Asian | 0 | 0 | 0 | 0 |
| Unknown | 1 | 0 | 0 | 0 |

| | Male | Female | Male | Female |
|------------|------|--------|------|--------|
| Injuries | | | | |
| Minor | 3 | 5 | 13 | 16 |
| Moderate | 1 | 1 | 0 | 3 |
| No visible | 21 | 13 | 8 | 10 |
| Severe | 1 | 0 | 1 | 1 |

| | Male | Female | Male | Female |
|----------|------|--------|------|--------|
| Medical | | | | |
| 1st Aid | 0 | 0 | 0 | 0 |
| Hospital | 2 | 1 | 1 | 8 |
| None | 22 | 12 | 7 | 12 |
| Refused | 2 | 2 | 14 | 9 |

| | Male | Female | Male | Female |
|----------------------------|------|--------|------|--------|
| Other | | | | |
| Alcohol/Drug Use Suspected | 14 | 10 | 8 | 4 |
| DV Card Given | 0 | 0 | 10 | 12 |
| PO IN Effect | 1 | 0 | 1 | 4 |
| Arrested | 5 | 5 | 0 | 0 |
| None | 4 | 3 | 2 | 7 |

| Victim Relationship to Offender | | | |
|---------------------------------|----|---------------------|---|
| Cohabitant | 6 | Child in Common | 4 |
| Spouse | 13 | Former Spouse | 2 |
| Dating | 9 | Former Dating | 2 |
| Child in Common | 1 | Former Cohabitant | 1 |
| Blood Relative | 8 | Related by Marriage | 0 |
| Parent | 4 | | |

Pershing COUNTY Domestic Violence 2016
Arrestee - General Information

| Time of Day | |
|-------------|----|
| 0000 - 0259 | 4 |
| 0300 - 0559 | 1 |
| 0600 - 0859 | 2 |
| 0900 - 1159 | 6 |
| 1200 - 1459 | 6 |
| 1500 - 1759 | 4 |
| 1800 - 2059 | 15 |
| 2100 - 2359 | 8 |

| Number of Children Present | |
|----------------------------|---|
| Ages 0 - 3 | 4 |
| Ages 4 - 6 | 3 |
| Ages 7 - 9 | 5 |
| Ages 10 - 12 | 1 |
| Ages 13 - 15 | 4 |
| Ages 16 - 18 | 3 |
| Age Unknown | 2 |

| Weapons Used | |
|---------------------------|----|
| Blunt Object | 1 |
| Hangun | 0 |
| Hands/Fist/Feet | 42 |
| Knife/ Cutting Instrument | 1 |
| Other Firearm | 0 |
| Other Weapon | 1 |
| Unknown | 3 |

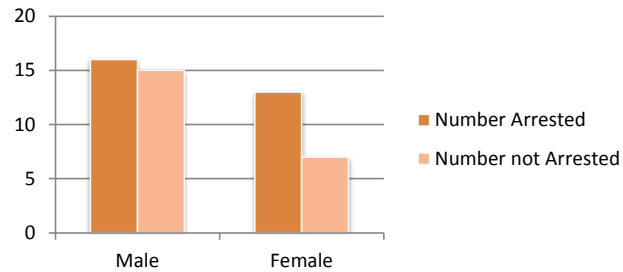
| Arrestee Information | Male | Female |
|----------------------|------|--------|
| Number Arrested | 16 | 13 |
| Number not Arrested | 15 | 7 |

| Mitigating Circumstances for Not Arrested | | |
|---|---|---|
| Aggressor undetermined | 4 | 5 |
| Gone upon arrival | 6 | 1 |
| No evidence of injury | 4 | 3 |
| Not reported within 24 hours | 2 | 0 |
| Other | 3 | 0 |
| Unknown | 0 | 1 |

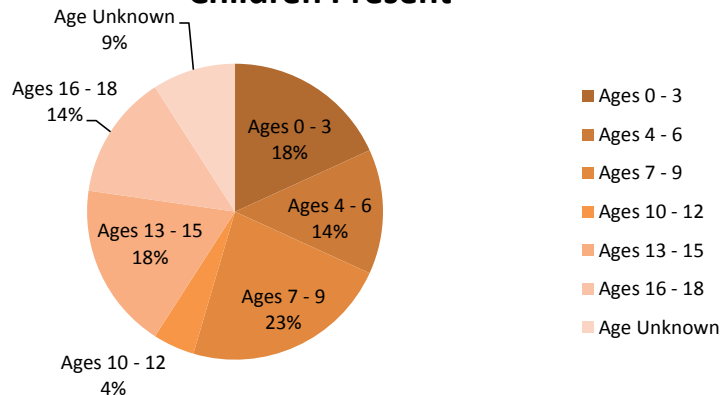
| Others Arrested at Scene | | |
|---------------------------------------|---|---|
| Not part of the Domestic Relationship | 0 | 0 |

Arrested vs Not Arrested

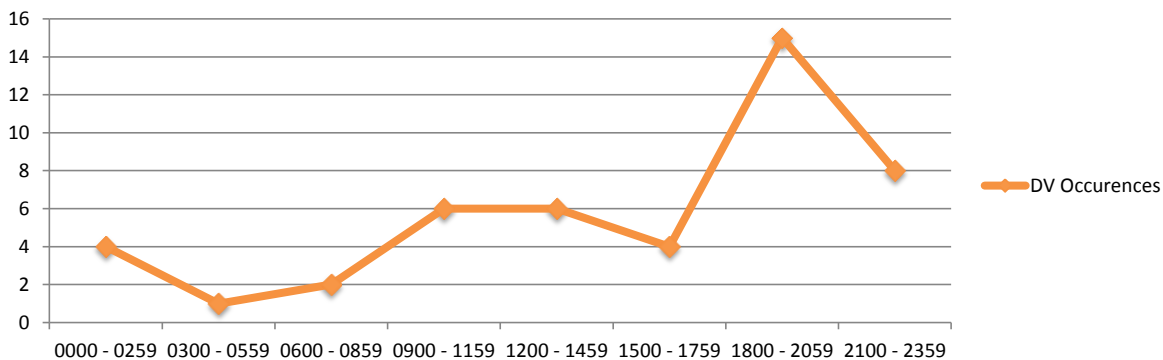
By Gender



Children Present



Time of Day



Lovelock PD Domestic Violence 2016

Offender-Victim Information

| Age | Offender Information | | Victim Information | |
|----------|----------------------|--------|--------------------|--------|
| | Male | Female | Male | Female |
| Under 18 | 3 | 0 | 1 | 4 |
| 18-24 | 3 | 2 | 0 | 0 |
| 25-34 | 3 | 4 | 2 | 3 |
| 35-44 | 2 | 3 | 4 | 5 |
| 45-54 | 0 | 1 | 3 | 0 |
| 55-64 | 0 | 0 | 0 | 0 |
| 65+ | 0 | 0 | 0 | 0 |
| Unknown | 0 | 0 | 0 | 0 |

| Race | Offender Information | | Victim Information | |
|-----------------|----------------------|--------|--------------------|--------|
| | Male | Female | Male | Female |
| White | 8 | 10 | 8 | 10 |
| Black | 0 | 0 | 0 | 0 |
| American Indian | 2 | 1 | 0 | 2 |
| Asian | 0 | 0 | 0 | 0 |
| Unknown | 0 | 0 | 0 | 0 |

| Injuries | Offender Information | | Victim Information | |
|------------|----------------------|--------|--------------------|--------|
| | Male | Female | Male | Female |
| Minor | 0 | 2 | 5 | 8 |
| Moderate | 0 | 1 | 0 | 0 |
| No visible | 11 | 8 | 4 | 4 |
| Severe | 0 | 0 | 1 | 0 |

| Medical | Offender Information | | Victim Information | |
|----------|----------------------|--------|--------------------|--------|
| | Male | Female | Male | Female |
| 1st Aid | 0 | 0 | 0 | 0 |
| Hospital | 1 | 1 | 0 | 4 |
| None | 10 | 8 | 3 | 8 |
| Refused | 0 | 0 | 7 | 0 |

| Other | Offender Information | | Victim Information | |
|----------------------------|----------------------|--------|--------------------|--------|
| | Male | Female | Male | Female |
| Alcohol/Drug Use Suspected | 6 | 4 | 4 | 1 |
| DV Card Given | 0 | 0 | 4 | 4 |
| PO IN Effect | 0 | 0 | 0 | 0 |
| Arrested | 4 | 5 | 0 | 0 |
| None | 3 | 3 | 2 | 6 |

| Victim Relationship to Offender | | | |
|---------------------------------|---|---------------------|---|
| Cohabitant | 4 | Child in Common | 2 |
| Spouse | 3 | Former Spouse | 1 |
| Dating | 2 | Former Dating | 1 |
| Child in Common | 1 | Former Cohabitant | 0 |
| Blood Relative | 4 | Related by Marriage | 0 |
| Parent | 3 | | |

Lovelock PD Domestic Violence 2016
Arrestee - General Information

| Time of Day | |
|-------------|---|
| 0000 - 0259 | 2 |
| 0300 - 0559 | 1 |
| 0600 - 0859 | 0 |
| 0900 - 1159 | 1 |
| 1200 - 1459 | 1 |
| 1500 - 1759 | 4 |
| 1800 - 2059 | 9 |
| 2100 - 2359 | 3 |

| Number of Children Present | |
|----------------------------|---|
| Ages 0 - 3 | 3 |
| Ages 4 - 6 | 0 |
| Ages 7 - 9 | 3 |
| Ages 10 - 12 | 0 |
| Ages 13 - 15 | 1 |
| Ages 16 - 18 | 2 |
| Age Unknown | 1 |

| Weapons Used | |
|---------------------------|----|
| Blunt Object | 0 |
| Hangun | 0 |
| Hands/Fist/Feet | 19 |
| Knife/ Cutting Instrument | 0 |
| Other Firearm | 0 |
| Other Weapon | 0 |
| Unknown | 2 |

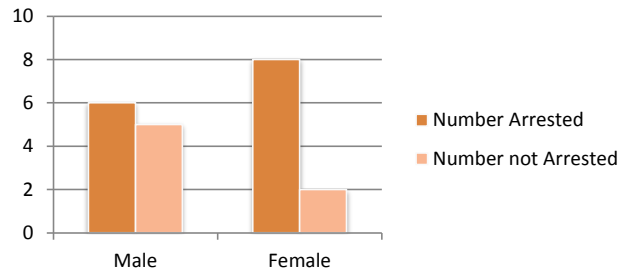
| Arrestee Information | Male | Female |
|----------------------|------|--------|
| Number Arrested | 6 | 8 |
| Number not Arrested | 5 | 2 |

| Mitigating Circumstances for Not Arrested | | |
|---|---|---|
| Aggressor undetermined | 1 | 2 |
| Gone upon arrival | 5 | 0 |
| No evidence of injury | 1 | 1 |
| Not reported within 24 hours | 0 | 0 |
| Other | 0 | 0 |
| Unknown | 0 | 0 |

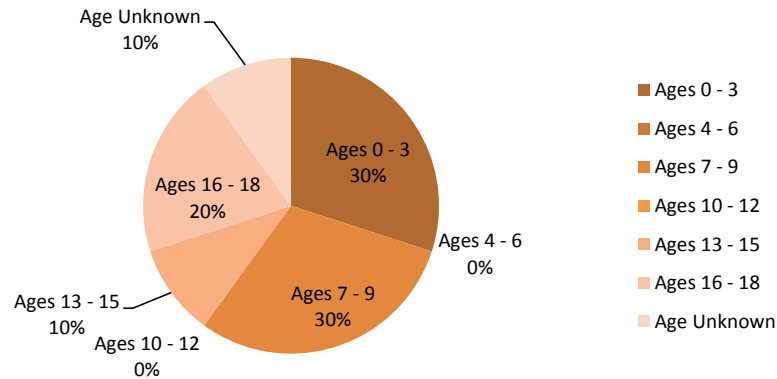
| Others Arrested at Scene | | |
|---------------------------------------|---|---|
| Not part of the Domestic Relationship | 0 | 0 |

Arrested vs Not Arrested

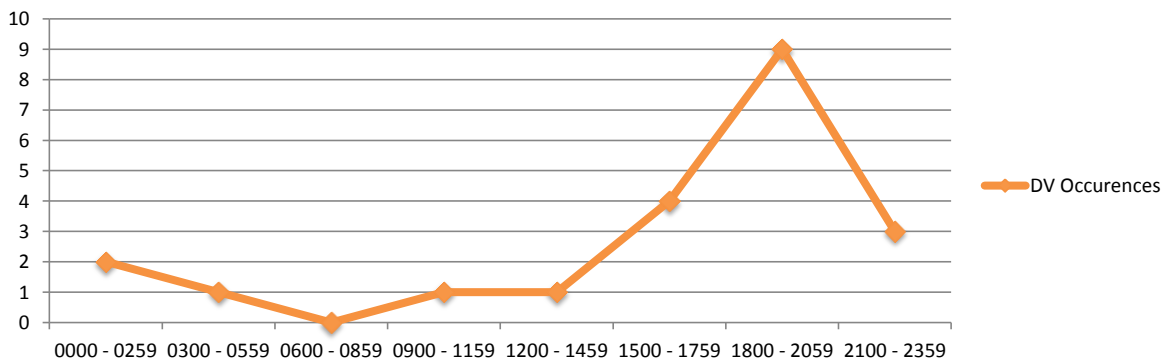
By Gender



Children Present



Time of Day



Pershing County SO Domestic Violence 2016
Offender-Victim Information

| | Offender Information | | Victim Information | |
|----------|----------------------|--------|--------------------|--------|
| Age | Male | Female | Male | Female |
| Under 18 | 0 | 1 | 3 | 1 |
| 18-24 | 2 | 3 | 3 | 3 |
| 25-34 | 5 | 2 | 1 | 5 |
| 35-44 | 5 | 2 | 2 | 2 |
| 45-54 | 5 | 1 | 2 | 3 |
| 55-64 | 2 | 0 | 0 | 0 |
| 65+ | 0 | 0 | 1 | 3 |
| Unknown | 0 | 0 | 0 | 1 |

| | Male | Female | Male | Female |
|-----------------|------|--------|------|--------|
| Race | | | | |
| White | 17 | 6 | 12 | 14 |
| Black | 0 | 0 | 0 | 1 |
| American Indian | 0 | 3 | 0 | 2 |
| Asian | 0 | 0 | 0 | 0 |
| Unknown | 1 | 0 | 0 | 0 |

| | Male | Female | Male | Female |
|------------|------|--------|------|--------|
| Injuries | | | | |
| Minor | 3 | 3 | 8 | 8 |
| Moderate | 1 | 0 | 0 | 3 |
| No visible | 10 | 5 | 4 | 6 |
| Severe | 1 | 0 | 0 | 1 |

| | Male | Female | Male | Female |
|----------|------|--------|------|--------|
| Medical | | | | |
| 1st Aid | 0 | 0 | 0 | 0 |
| Hospital | 1 | 0 | 1 | 4 |
| None | 12 | 4 | 4 | 4 |
| Refused | 2 | 2 | 7 | 9 |

| | Male | Female | Male | Female |
|----------------------------|------|--------|------|--------|
| Other | | | | |
| Alcohol/Drug Use Suspected | 8 | 6 | 4 | 3 |
| DV Card Given | 0 | 0 | 6 | 8 |
| PO IN Effect | 1 | 0 | 1 | 4 |
| Arrested | 1 | 0 | 0 | 0 |
| None | 1 | 0 | 0 | 1 |

| Victim Relationship to Offender | | | |
|---------------------------------|----|---------------------|---|
| Cohabitant | 2 | Child in Common | 2 |
| Spouse | 10 | Former Spouse | 1 |
| Dating | 7 | Former Dating | 1 |
| Child in Common | 0 | Former Cohabitant | 1 |
| Blood Relative | 4 | Related by Marriage | 0 |
| Parent | 1 | | |

Pershing County SO Domestic Violence 2016

Arrestee - General Information

| Time of Day | |
|-------------|---|
| 0000 - 0259 | 2 |
| 0300 - 0559 | 0 |
| 0600 - 0859 | 2 |
| 0900 - 1159 | 5 |
| 1200 - 1459 | 5 |
| 1500 - 1759 | 0 |
| 1800 - 2059 | 6 |
| 2100 - 2359 | 5 |

| Number of Children Present | |
|----------------------------|---|
| Ages 0 - 3 | 1 |
| Ages 4 - 6 | 3 |
| Ages 7 - 9 | 2 |
| Ages 10 - 12 | 1 |
| Ages 13 - 15 | 3 |
| Ages 16 - 18 | 1 |
| Age Unknown | 1 |

| Weapons Used | |
|---------------------------|----|
| Blunt Object | 1 |
| Hangun | 0 |
| Hands/Fist/Feet | 23 |
| Knife/ Cutting Instrument | 1 |
| Other Firearm | 0 |
| Other Weapon | 1 |
| Unknown | 1 |

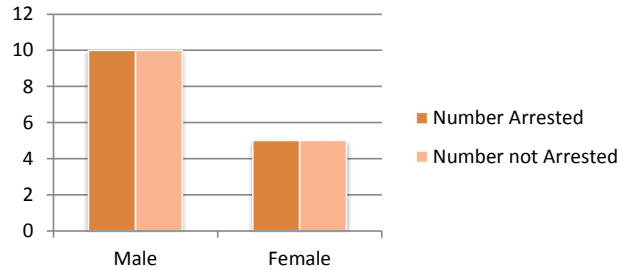
| Arrestee Information | Male | Female |
|----------------------|------|--------|
| Number Arrested | 10 | 5 |
| Number not Arrested | 10 | 5 |

| Mitigating Circumstances for Not Arrested | | |
|---|---|---|
| Aggressor undetermined | 3 | 3 |
| Gone upon arrival | 1 | 1 |
| No evidence of injury | 3 | 2 |
| Not reported within 24 hours | 2 | 0 |
| Other | 3 | 0 |
| Unknown | 0 | 1 |

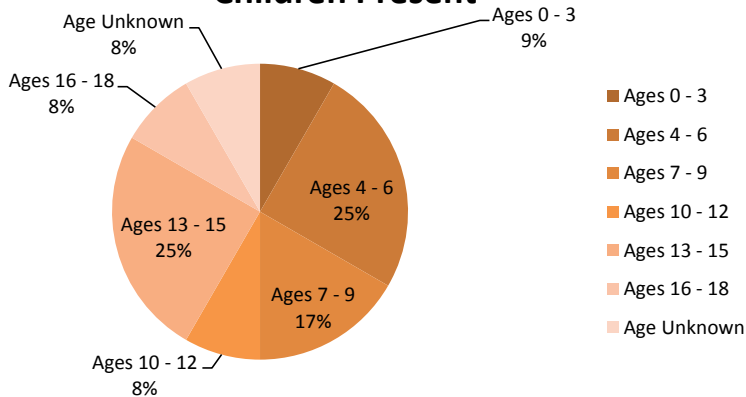
| Others Arrested at Scene | | |
|---------------------------------------|---|---|
| Not part of the Domestic Relationship | 0 | 0 |

Arrested vs Not Arrested

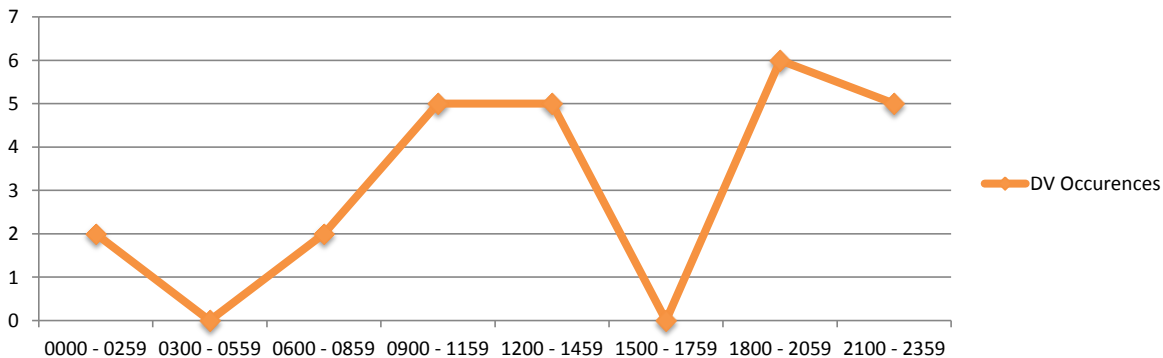
By Gender



Children Present



Time of Day



Storey COUNTY Domestic Violence 2016
Offender-Victim Information

| | Offender Information | | Victim Information | |
|----------|----------------------|--------|--------------------|--------|
| Age | Male | Female | Male | Female |
| Under 18 | 0 | 0 | 2 | 1 |
| 18-24 | 0 | 2 | 1 | 0 |
| 25-34 | 4 | 4 | 2 | 5 |
| 35-44 | 5 | 4 | 4 | 3 |
| 45-54 | 5 | 2 | 1 | 5 |
| 55-64 | 2 | 0 | 1 | 2 |
| 65+ | 1 | 0 | 0 | 1 |
| Unknown | 0 | 0 | 0 | 1 |

| | Male | Female | Male | Female |
|-----------------|------|--------|------|--------|
| Race | | | | |
| White | 16 | 11 | 10 | 17 |
| Black | 0 | 0 | 0 | 0 |
| American Indian | 0 | 1 | 0 | 0 |
| Asian | 0 | 0 | 0 | 0 |
| Unknown | 0 | 0 | 0 | 0 |

| | Male | Female | Male | Female |
|------------|------|--------|------|--------|
| Injuries | | | | |
| Minor | 2 | 1 | 6 | 8 |
| Moderate | 0 | 0 | 0 | 1 |
| No visible | 14 | 8 | 4 | 7 |
| Severe | 0 | 0 | 0 | 0 |

| | Male | Female | Male | Female |
|----------|------|--------|------|--------|
| Medical | | | | |
| 1st Aid | 0 | 0 | 1 | 3 |
| Hospital | 1 | 0 | 0 | 2 |
| None | 12 | 8 | 6 | 8 |
| Refused | 1 | 1 | 4 | 2 |

| | Male | Female | Male | Female |
|----------------------------|------|--------|------|--------|
| Other | | | | |
| Alcohol/Drug Use Suspected | 7 | 5 | 2 | 4 |
| DV Card Given | 0 | 0 | 2 | 8 |
| PO IN Effect | 1 | 0 | 1 | 1 |
| Arrested | 8 | 5 | 1 | 0 |
| None | 4 | 3 | 3 | 4 |

| Victim Relationship to Offender | | | |
|---------------------------------|---|---------------------|---|
| Cohabitant | 9 | Child in Common | 1 |
| Spouse | 7 | Former Spouse | 2 |
| Dating | 4 | Former Dating | 0 |
| Child in Common | 2 | Former Cohabitant | 0 |
| Blood Relative | 1 | Related by Marriage | 0 |
| Parent | 2 | | |

Storey COUNTY Domestic Violence 2016
Arrestee - General Information

| Time of Day | |
|-------------|----|
| 0000 - 0259 | 2 |
| 0300 - 0559 | 1 |
| 0600 - 0859 | 1 |
| 0900 - 1159 | 2 |
| 1200 - 1459 | 4 |
| 1500 - 1759 | 11 |
| 1800 - 2059 | 3 |
| 2100 - 2359 | 4 |

| Number of Children Present | |
|----------------------------|---|
| Ages 0 - 3 | 4 |
| Ages 4 - 6 | 2 |
| Ages 7 - 9 | 0 |
| Ages 10 - 12 | 0 |
| Ages 13 - 15 | 1 |
| Ages 16 - 18 | 1 |
| Age Unknown | 3 |

| Weapons Used | |
|---------------------------|----|
| Blunt Object | 0 |
| Hangun | 0 |
| Hands/Fist/Feet | 18 |
| Knife/ Cutting Instrument | 1 |
| Other Firearm | 1 |
| Other Weapon | 4 |
| Unknown | 4 |

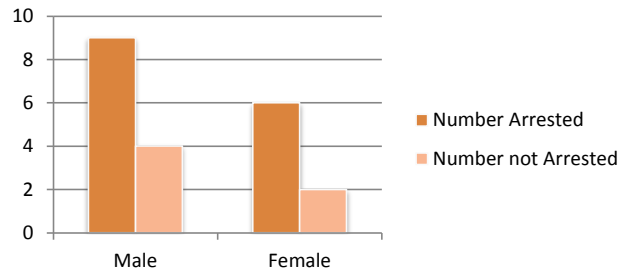
| Arrestee Information | Male | Female |
|----------------------|------|--------|
| Number Arrested | 9 | 6 |
| Number not Arrested | 4 | 2 |

| Mitigating Circumstances for Not Arrested | | |
|---|---|---|
| Aggressor undetermined | 0 | 2 |
| Gone upon arrival | 1 | 0 |
| No evidence of injury | 2 | 1 |
| Not reported within 24 hours | 1 | 1 |
| Other | 3 | 2 |
| Unknown | 0 | 0 |

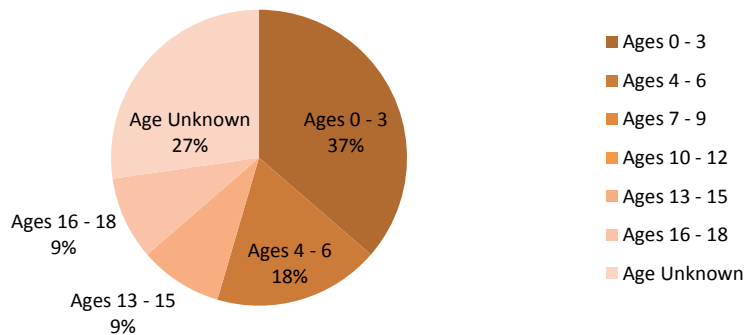
| Others Arrested at Scene | | |
|---------------------------------------|---|---|
| Not part of the Domestic Relationship | 0 | 0 |

Arrested vs Not Arrested

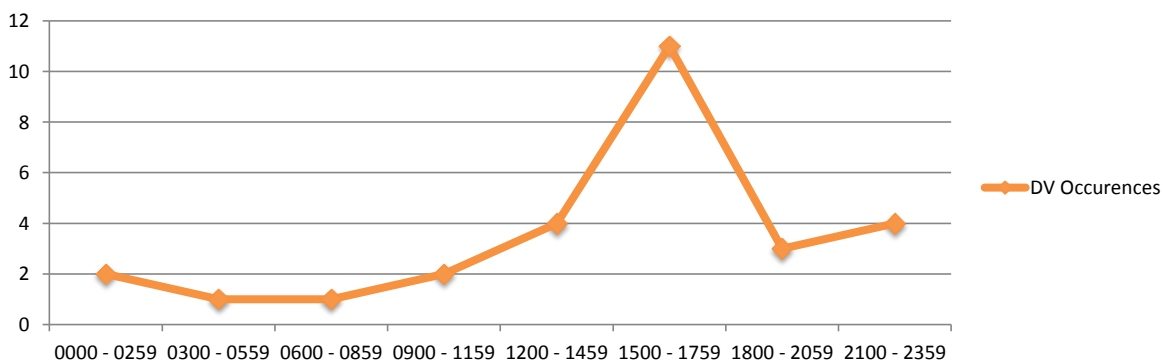
By Gender



Children Present



Time of Day



Washoe COUNTY Domestic Violence 2016
Offender-Victim Information

| | Offender Information | | Victim Information | |
|----------|----------------------|--------|--------------------|--------|
| Age | Male | Female | Male | Female |
| Under 18 | 139 | 95 | 119 | 158 |
| 18-24 | 465 | 243 | 219 | 536 |
| 25-34 | 780 | 369 | 348 | 836 |
| 35-44 | 505 | 212 | 285 | 580 |
| 45-54 | 360 | 184 | 210 | 461 |
| 55-64 | 165 | 82 | 155 | 211 |
| 65+ | 49 | 18 | 70 | 66 |
| Unknown | 6 | 3 | 1 | 3 |

| Race | Male | Female | Male | Female |
|-----------------|-------|--------|-------|--------|
| White | 1,934 | 1,025 | 1,147 | 2,404 |
| Black | 368 | 103 | 161 | 231 |
| American Indian | 37 | 24 | 15 | 50 |
| Asian | 80 | 28 | 39 | 81 |
| Unknown | 14 | 4 | 10 | 11 |

| Injuries | Male | Female | Male | Female |
|------------|-------|--------|------|--------|
| Minor | 427 | 260 | 550 | 1,042 |
| Moderate | 28 | 12 | 67 | 172 |
| No visible | 1,279 | 668 | 463 | 976 |
| Severe | 5 | 3 | 7 | 23 |

| Medical | Male | Female | Male | Female |
|----------|-------|--------|------|--------|
| 1st Aid | 168 | 42 | 93 | 212 |
| Hospital | 38 | 36 | 35 | 164 |
| None | 1,248 | 671 | 619 | 1,145 |
| Refused | 306 | 205 | 327 | 700 |

| Other | Male | Female | Male | Female |
|----------------------------|-------|--------|-------|--------|
| Alcohol/Drug Use Suspected | 994 | 414 | 343 | 598 |
| DV Card Given | 1,437 | 692 | 1,047 | 2,182 |
| PO IN Effect | 16 | 0 | 2 | 16 |
| Arrested | 804 | 384 | 276 | 506 |
| None | 282 | 127 | 25 | 44 |

| Victim Relationship to Offender | | | |
|---------------------------------|-------|---------------------|-----|
| Cohabitant | 1,165 | Child in Common | 189 |
| Spouse | 505 | Former Spouse | 17 |
| Dating | 1,162 | Former Dating | 215 |
| Child in Common | 507 | Former Cohabitant | 87 |
| Blood Relative | 312 | Related by Marriage | 60 |
| Parent | 224 | | |

Washoe COUNTY Domestic Violence 2016
Arrestee - General Information

| Time of Day | |
|-------------|-----|
| 0000 - 0259 | 388 |
| 0300 - 0559 | 203 |
| 0600 - 0859 | 237 |
| 0900 - 1159 | 334 |
| 1200 - 1459 | 455 |
| 1500 - 1759 | 566 |
| 1800 - 2059 | 703 |
| 2100 - 2359 | 687 |

| Number of Children Present | |
|----------------------------|-----|
| Ages 0 - 3 | 522 |
| Ages 4 - 6 | 262 |
| Ages 7 - 9 | 278 |
| Ages 10 - 12 | 275 |
| Ages 13 - 15 | 319 |
| Ages 16 - 18 | 373 |
| Age Unknown | 1 |

| Weapons Used | |
|---------------------------|-------|
| Blunt Object | 102 |
| Hangun | 8 |
| Hands/Fist/Feet | 2,591 |
| Knife/ Cutting Instrument | 63 |
| Other Firearm | 8 |
| Other Weapon | 162 |
| Unknown | 428 |

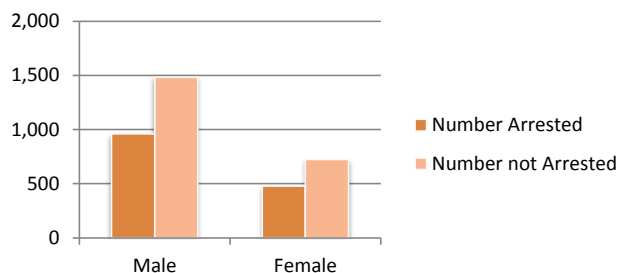
| Arrestee Information | Male | Female |
|----------------------|-------|--------|
| Number Arrested | 959 | 478 |
| Number not Arrested | 1,481 | 723 |

| Mitigating Circumstances for Not Arrested | | |
|---|-----|-----|
| Aggressor undetermined | 399 | 289 |
| Gone upon arrival | 604 | 136 |
| No evidence of injury | 423 | 187 |
| Not reported within 24 hours | 85 | 25 |
| Other | 152 | 69 |
| Unknown | 90 | 68 |

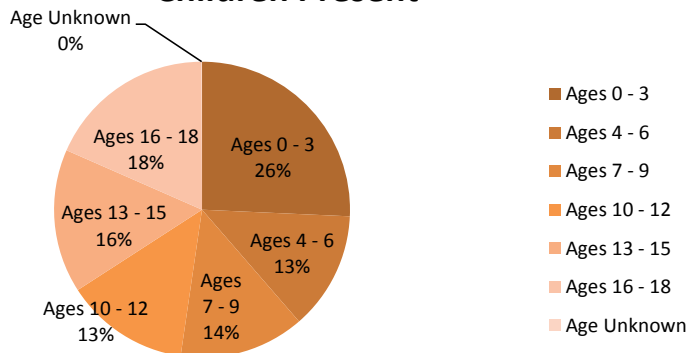
| Others Arrested at Scene | | |
|---------------------------------------|---|---|
| Not part of the Domestic Relationship | 9 | 3 |

Arrested vs Not Arrested

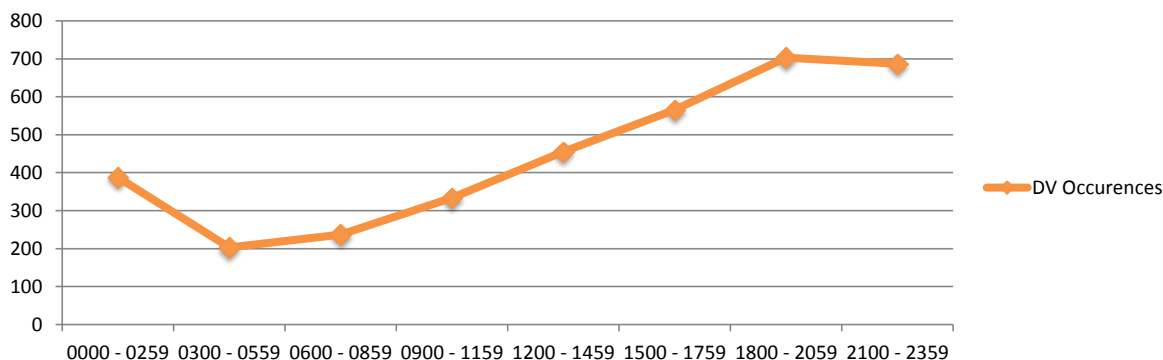
By Gender



Children Present



Time of Day



Reno PD Domestic Violence 2016
Offender-Victim Information

| | Offender Information | | Victim Information | |
|----------|----------------------|--------|--------------------|--------|
| Age | Male | Female | Male | Female |
| Under 18 | 57 | 47 | 85 | 113 |
| 18-24 | 299 | 152 | 141 | 355 |
| 25-34 | 511 | 245 | 237 | 585 |
| 35-44 | 308 | 124 | 168 | 373 |
| 45-54 | 223 | 114 | 135 | 293 |
| 55-64 | 108 | 43 | 91 | 146 |
| 65+ | 32 | 10 | 38 | 44 |
| Unknown | 0 | 0 | 0 | 0 |

| | Male | Female | Male | Female |
|-----------------|-------|--------|------|--------|
| Race | | | | |
| White | 1,168 | 609 | 704 | 1,580 |
| Black | 270 | 71 | 122 | 169 |
| American Indian | 23 | 19 | 9 | 32 |
| Asian | 52 | 16 | 25 | 60 |
| Unknown | 0 | 0 | 4 | 4 |

| | Male | Female | Male | Female |
|------------|------|--------|------|--------|
| Injuries | | | | |
| Minor | 208 | 137 | 285 | 611 |
| Moderate | 14 | 6 | 42 | 105 |
| No visible | 609 | 332 | 222 | 538 |
| Severe | 5 | 3 | 5 | 14 |

| | Male | Female | Male | Female |
|----------|------|--------|------|--------|
| Medical | | | | |
| 1st Aid | 28 | 18 | 40 | 94 |
| Hospital | 19 | 20 | 22 | 104 |
| None | 632 | 326 | 340 | 709 |
| Refused | 164 | 115 | 160 | 367 |

| | Male | Female | Male | Female |
|----------------------------|-------|--------|------|--------|
| Other | | | | |
| Alcohol/Drug Use Suspected | 581 | 243 | 220 | 382 |
| DV Card Given | 1,344 | 586 | 617 | 1,352 |
| PO IN Effect | 13 | 0 | 0 | 13 |
| Arrested | 506 | 252 | 275 | 505 |
| None | 0 | 0 | 7 | 6 |

| Victim Relationship to Offender | | | |
|---------------------------------|-----|---------------------|-----|
| Cohabitant | 917 | Child in Common | 106 |
| Spouse | 303 | Former Spouse | 10 |
| Dating | 769 | Former Dating | 182 |
| Child in Common | 375 | Former Cohabitant | 79 |
| Blood Relative | 155 | Related by Marriage | 30 |
| Parent | 125 | | |

Reno PD Domestic Violence 2016
Arrestee - General Information

| Time of Day | |
|-------------|-----|
| 0000 - 0259 | 260 |
| 0300 - 0559 | 143 |
| 0600 - 0859 | 158 |
| 0900 - 1159 | 230 |
| 1200 - 1459 | 304 |
| 1500 - 1759 | 372 |
| 1800 - 2059 | 466 |
| 2100 - 2359 | 460 |

| Number of Children Present | |
|----------------------------|-----|
| Ages 0 - 3 | 309 |
| Ages 4 - 6 | 158 |
| Ages 7 - 9 | 169 |
| Ages 10 - 12 | 183 |
| Ages 13 - 15 | 220 |
| Ages 16 - 18 | 312 |
| Age Unknown | 0 |

| Weapons Used | |
|---------------------------|-------|
| Blunt Object | 44 |
| Hangun | 1 |
| Hands/Fist/Feet | 1,543 |
| Knife/ Cutting Instrument | 40 |
| Other Firearm | 3 |
| Other Weapon | 119 |
| Unknown | 417 |

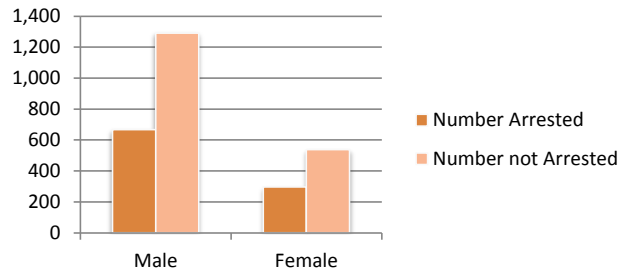
| Arrestee Information | Male | Female |
|----------------------|-------|--------|
| Number Arrested | 667 | 296 |
| Number not Arrested | 1,290 | 538 |

| Mitigating Circumstances for Not Arrested | | |
|---|-----|-----|
| Aggressor undetermined | 283 | 207 |
| Gone upon arrival | 457 | 101 |
| No evidence of injury | 304 | 134 |
| Not reported within 24 hours | 56 | 11 |
| Other | 115 | 53 |
| Unknown | 90 | 67 |

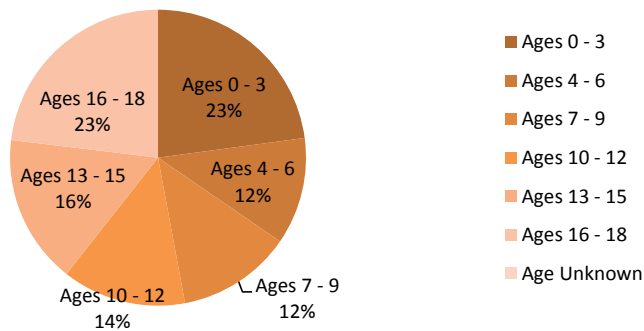
| Others Arrested at Scene | | |
|---------------------------------------|---|---|
| Not part of the Domestic Relationship | 1 | 1 |

Arrested vs Not Arrested

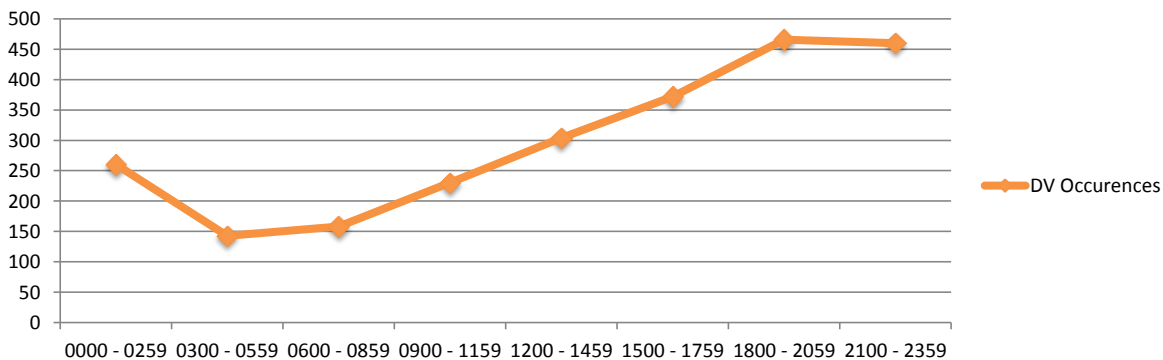
By Gender



Children Present



Time of Day



Sparks PD Domestic Violence 2016
Offender-Victim Information

| Age | Offender Information | | Victim Information | |
|----------|----------------------|--------|--------------------|--------|
| | Male | Female | Male | Female |
| Under 18 | 70 | 44 | 18 | 40 |
| 18-24 | 136 | 74 | 63 | 158 |
| 25-34 | 221 | 101 | 89 | 206 |
| 35-44 | 154 | 75 | 97 | 167 |
| 45-54 | 105 | 57 | 62 | 131 |
| 55-64 | 35 | 30 | 44 | 50 |
| 65+ | 15 | 6 | 19 | 16 |
| Unknown | 6 | 3 | 1 | 3 |

| Race | Offender Information | | Victim Information | |
|-----------------|----------------------|--------|--------------------|--------|
| | Male | Female | Male | Female |
| White | 597 | 338 | 332 | 669 |
| Black | 89 | 31 | 35 | 58 |
| American Indian | 11 | 3 | 5 | 16 |
| Asian | 26 | 10 | 13 | 16 |
| Unknown | 14 | 4 | 6 | 7 |

| Injuries | Offender Information | | Victim Information | |
|------------|----------------------|--------|--------------------|--------|
| | Male | Female | Male | Female |
| Minor | 173 | 103 | 193 | 344 |
| Moderate | 10 | 4 | 13 | 45 |
| No visible | 559 | 283 | 211 | 381 |
| Severe | 0 | 0 | 1 | 1 |

| Medical | Offender Information | | Victim Information | |
|----------|----------------------|--------|--------------------|--------|
| | Male | Female | Male | Female |
| 1st Aid | 130 | 16 | 37 | 86 |
| Hospital | 16 | 11 | 8 | 40 |
| None | 516 | 300 | 236 | 391 |
| Refused | 80 | 63 | 112 | 254 |

| Other | Offender Information | | Victim Information | |
|----------------------------|----------------------|--------|--------------------|--------|
| | Male | Female | Male | Female |
| Alcohol/Drug Use Suspected | 321 | 140 | 105 | 182 |
| DV Card Given | 93 | 106 | 365 | 717 |
| PO IN Effect | 1 | 0 | 1 | 2 |
| Arrested | 146 | 74 | 1 | 1 |
| None | 280 | 126 | 17 | 35 |

| Victim Relationship to Offender | | | |
|---------------------------------|-----|---------------------|----|
| Cohabitant | 172 | Child in Common | 81 |
| Spouse | 140 | Former Spouse | 6 |
| Dating | 315 | Former Dating | 31 |
| Child in Common | 97 | Former Cohabitant | 8 |
| Blood Relative | 111 | Related by Marriage | 27 |
| Parent | 68 | | |

Sparks PD Domestic Violence 2016
Arrestee - General Information

| Time of Day | |
|-------------|-----|
| 0000 - 0259 | 106 |
| 0300 - 0559 | 52 |
| 0600 - 0859 | 62 |
| 0900 - 1159 | 71 |
| 1200 - 1459 | 122 |
| 1500 - 1759 | 155 |
| 1800 - 2059 | 177 |
| 2100 - 2359 | 168 |

| Number of Children Present | |
|----------------------------|-----|
| Ages 0 - 3 | 157 |
| Ages 4 - 6 | 73 |
| Ages 7 - 9 | 72 |
| Ages 10 - 12 | 70 |
| Ages 13 - 15 | 74 |
| Ages 16 - 18 | 42 |
| Age Unknown | 1 |

| Weapons Used | |
|---------------------------|-----|
| Blunt Object | 42 |
| Hangun | 4 |
| Hands/Fist/Feet | 805 |
| Knife/ Cutting Instrument | 14 |
| Other Firearm | 4 |
| Other Weapon | 35 |
| Unknown | 9 |

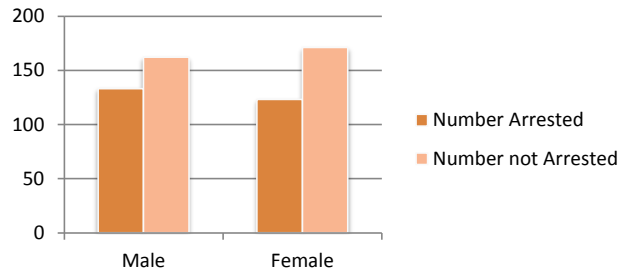
| Arrestee Information | Male | Female |
|----------------------|------|--------|
| Number Arrested | 133 | 123 |
| Number not Arrested | 162 | 171 |

| Mitigating Circumstances for Not Arrested | | |
|---|-----|----|
| Aggressor undetermined | 113 | 80 |
| Gone upon arrival | 134 | 31 |
| No evidence of injury | 115 | 51 |
| Not reported within 24 hours | 26 | 10 |
| Other | 35 | 13 |
| Unknown | 0 | 1 |

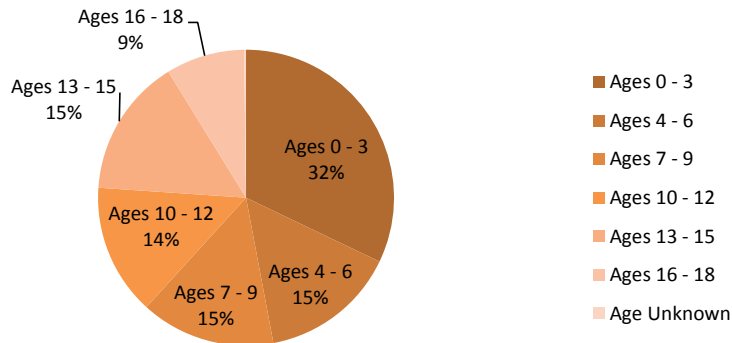
| Others Arrested at Scene | | |
|---------------------------------------|---|---|
| Not part of the Domestic Relationship | 8 | 2 |

Arrested vs Not Arrested

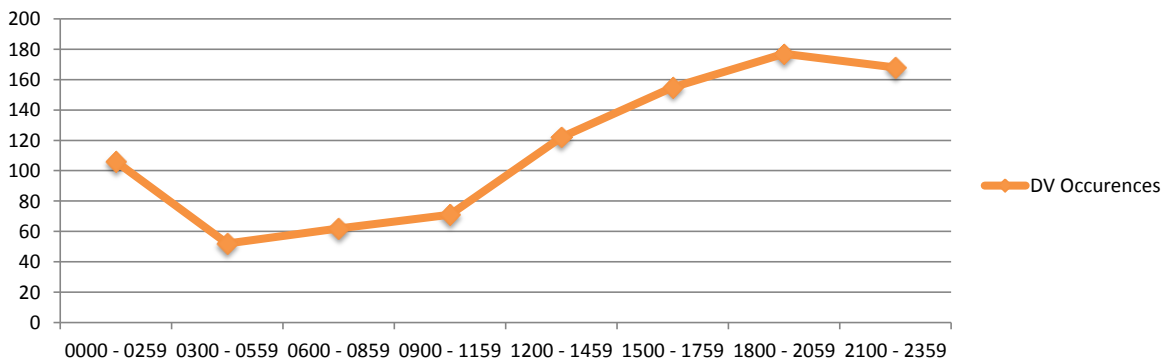
By Gender



Children Present



Time of Day



UNR PD Domestic Violence 2016
Offender-Victim Information

| | Offender Information | | Victim Information | |
|----------|----------------------|--------|--------------------|--------|
| Age | Male | Female | Male | Female |
| Under 18 | 0 | 0 | 0 | 0 |
| 18-24 | 0 | 0 | 1 | 0 |
| 25-34 | 2 | 0 | 0 | 1 |
| 35-44 | 0 | 0 | 0 | 0 |
| 45-54 | 1 | 1 | 0 | 1 |
| 55-64 | 0 | 0 | 1 | 0 |
| 65+ | 0 | 0 | 0 | 0 |
| Unknown | 0 | 0 | 0 | 0 |

| | Male | Female | Male | Female |
|-----------------|------|--------|------|--------|
| Race | | | | |
| White | 2 | 0 | 2 | 1 |
| Black | 0 | 0 | 0 | 0 |
| American Indian | 0 | 0 | 0 | 0 |
| Asian | 1 | 1 | 0 | 1 |
| Unknown | 0 | 0 | 0 | 0 |

| | Male | Female | Male | Female |
|------------|------|--------|------|--------|
| Injuries | | | | |
| Minor | 0 | 0 | 0 | 1 |
| Moderate | 0 | 0 | 0 | 1 |
| No visible | 3 | 1 | 2 | 0 |
| Severe | 0 | 0 | 0 | 0 |

| | Male | Female | Male | Female |
|----------|------|--------|------|--------|
| Medical | | | | |
| 1st Aid | 0 | 0 | 0 | 0 |
| Hospital | 0 | 0 | 0 | 1 |
| None | 3 | 1 | 2 | 1 |
| Refused | 0 | 0 | 0 | 0 |

| | Male | Female | Male | Female |
|----------------------------|------|--------|------|--------|
| Other | | | | |
| Alcohol/Drug Use Suspected | 1 | 0 | 0 | 0 |
| DV Card Given | 0 | 0 | 1 | 0 |
| PO IN Effect | 0 | 0 | 0 | 0 |
| Arrested | 3 | 0 | 0 | 0 |
| None | 0 | 1 | 1 | 2 |

| Victim Relationship to Offender | | | |
|---------------------------------|---|---------------------|---|
| Cohabitant | 1 | Child in Common | 0 |
| Spouse | 1 | Former Spouse | 0 |
| Dating | 1 | Former Dating | 1 |
| Child in Common | 0 | Former Cohabitant | 0 |
| Blood Relative | 0 | Related by Marriage | 0 |
| Parent | 0 | | |

UNR PD Domestic Violence 2016
Arrestee - General Information

| Time of Day | |
|-------------|---|
| 0000 - 0259 | 0 |
| 0300 - 0559 | 1 |
| 0600 - 0859 | 0 |
| 0900 - 1159 | 2 |
| 1200 - 1459 | 0 |
| 1500 - 1759 | 0 |
| 1800 - 2059 | 0 |
| 2100 - 2359 | 0 |

| Number of Children Present | |
|----------------------------|---|
| Ages 0 - 3 | 0 |
| Ages 4 - 6 | 0 |
| Ages 7 - 9 | 0 |
| Ages 10 - 12 | 0 |
| Ages 13 - 15 | 0 |
| Ages 16 - 18 | 0 |
| Age Unknown | 0 |

| Weapons Used | |
|---------------------------|---|
| Blunt Object | 0 |
| Hangun | 0 |
| Hands/Fist/Feet | 4 |
| Knife/ Cutting Instrument | 0 |
| Other Firearm | 0 |
| Other Weapon | 0 |
| Unknown | 0 |

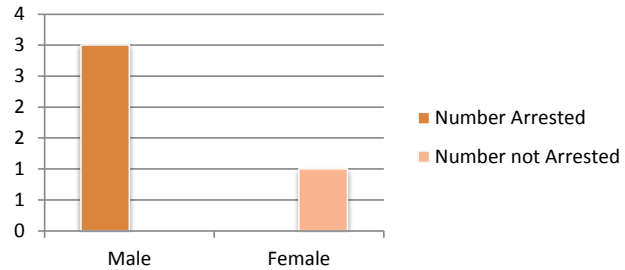
| Arrestee Information | Male | Female |
|----------------------|------|--------|
| Number Arrested | 3 | 0 |
| Number not Arrested | 0 | 1 |

| Mitigating Circumstances for Not Arrested | | |
|---|---|---|
| Aggressor undetermined | 0 | 0 |
| Gone upon arrival | 0 | 0 |
| No evidence of injury | 0 | 0 |
| Not reported within 24 hours | 0 | 0 |
| Other | 0 | 1 |
| Unknown | 0 | 0 |

| Others Arrested at Scene | | |
|---------------------------------------|---|---|
| Not part of the Domestic Relationship | 0 | 0 |

Arrested vs Not Arrested

By Gender



Time of Day



Washoe County SO Domestic Violence 2016
Offender-Victim Information

| | Offender Information | | Victim Information | |
|----------|----------------------|--------|--------------------|--------|
| Age | Male | Female | Male | Female |
| Under 18 | 12 | 4 | 16 | 5 |
| 18-24 | 30 | 17 | 14 | 23 |
| 25-34 | 46 | 23 | 22 | 44 |
| 35-44 | 43 | 13 | 20 | 40 |
| 45-54 | 31 | 12 | 13 | 36 |
| 55-64 | 22 | 9 | 19 | 15 |
| 65+ | 2 | 2 | 13 | 6 |
| Unknown | 0 | 0 | 0 | 0 |

| | Male | Female | Male | Female |
|-----------------|------|--------|------|--------|
| Race | | | | |
| White | 167 | 78 | 109 | 154 |
| Black | 9 | 1 | 4 | 4 |
| American Indian | 3 | 2 | 1 | 2 |
| Asian | 1 | 1 | 1 | 4 |
| Unknown | 0 | 0 | 0 | 0 |

| | Male | Female | Male | Female |
|------------|------|--------|------|--------|
| Injuries | | | | |
| Minor | 46 | 20 | 72 | 86 |
| Moderate | 4 | 2 | 12 | 21 |
| No visible | 108 | 52 | 28 | 57 |
| Severe | 0 | 0 | 1 | 8 |

| | Male | Female | Male | Female |
|----------|------|--------|------|--------|
| Medical | | | | |
| 1st Aid | 10 | 8 | 16 | 32 |
| Hospital | 3 | 5 | 5 | 19 |
| None | 97 | 44 | 41 | 44 |
| Refused | 62 | 27 | 55 | 79 |

| | Male | Female | Male | Female |
|----------------------------|------|--------|------|--------|
| Other | | | | |
| Alcohol/Drug Use Suspected | 91 | 31 | 18 | 34 |
| DV Card Given | 0 | 0 | 64 | 113 |
| PO IN Effect | 2 | 0 | 1 | 1 |
| Arrested | 149 | 58 | 0 | 0 |
| None | 2 | 0 | 0 | 1 |

| Victim Relationship to Offender | | | |
|---------------------------------|----|---------------------|---|
| Cohabitant | 75 | Child in Common | 2 |
| Spouse | 61 | Former Spouse | 1 |
| Dating | 77 | Former Dating | 1 |
| Child in Common | 35 | Former Cohabitant | 0 |
| Blood Relative | 46 | Related by Marriage | 3 |
| Parent | 31 | | |

Washoe County SO Domestic Violence 2016

Arrestee - General Information

| Time of Day | |
|-------------|----|
| 0000 - 0259 | 22 |
| 0300 - 0559 | 7 |
| 0600 - 0859 | 17 |
| 0900 - 1159 | 31 |
| 1200 - 1459 | 29 |
| 1500 - 1759 | 39 |
| 1800 - 2059 | 60 |
| 2100 - 2359 | 59 |

| Number of Children Present | |
|----------------------------|----|
| Ages 0 - 3 | 56 |
| Ages 4 - 6 | 31 |
| Ages 7 - 9 | 37 |
| Ages 10 - 12 | 22 |
| Ages 13 - 15 | 25 |
| Ages 16 - 18 | 19 |
| Age Unknown | 0 |

| Weapons Used | |
|---------------------------|-----|
| Blunt Object | 16 |
| Hangun | 3 |
| Hands/Fist/Feet | 239 |
| Knife/ Cutting Instrument | 9 |
| Other Firearm | 1 |
| Other Weapon | 8 |
| Unknown | 2 |

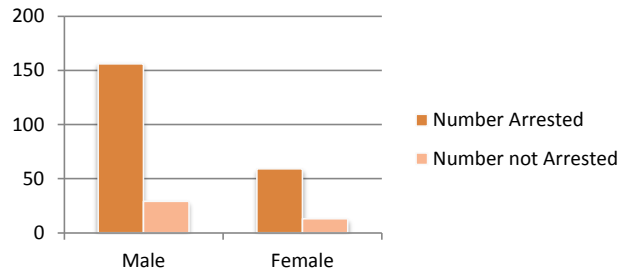
| Arrestee Information | Male | Female |
|----------------------|------|--------|
| Number Arrested | 156 | 59 |
| Number not Arrested | 29 | 13 |

| Mitigating Circumstances for Not Arrested | | |
|---|----|---|
| Aggressor undetermined | 3 | 2 |
| Gone upon arrival | 13 | 4 |
| No evidence of injury | 4 | 2 |
| Not reported within 24 hours | 3 | 4 |
| Other | 2 | 2 |
| Unknown | 0 | 0 |

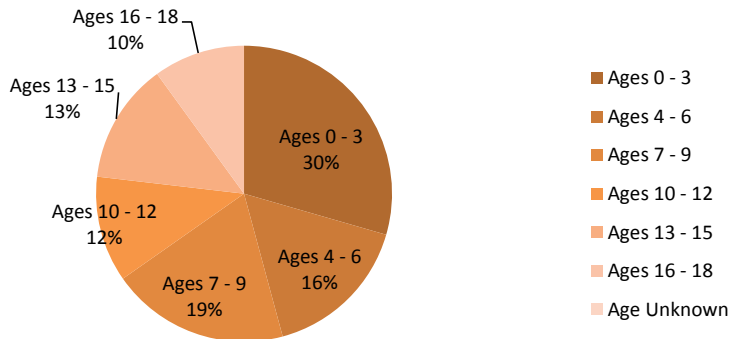
| Others Arrested at Scene | | |
|---------------------------------------|---|---|
| Not part of the Domestic Relationship | 0 | 0 |

Arrested vs Not Arrested

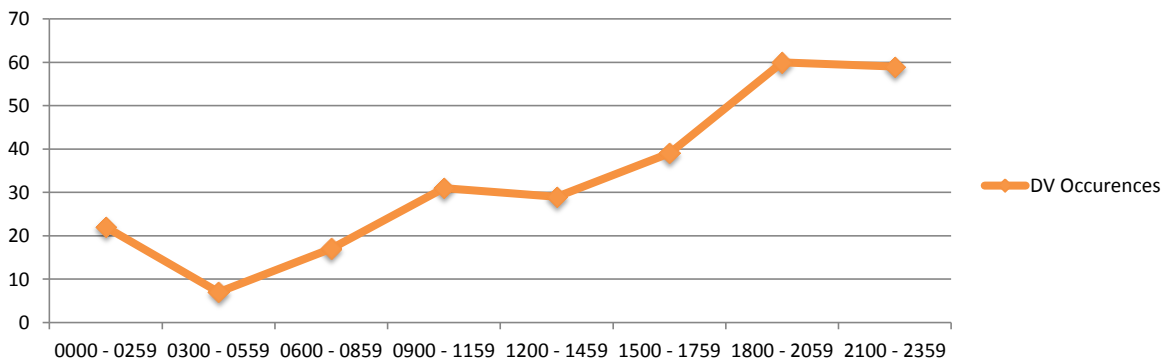
By Gender



Children Present



Time of Day



White Pine COUNTY Domestic Violence 2016
Offender-Victim Information

| | Offender Information | | Victim Information | |
|----------|----------------------|--------|--------------------|--------|
| Age | Male | Female | Male | Female |
| Under 18 | 1 | 3 | 1 | 3 |
| 18-24 | 4 | 4 | 1 | 6 |
| 25-34 | 8 | 2 | 4 | 11 |
| 35-44 | 8 | 3 | 2 | 9 |
| 45-54 | 4 | 2 | 4 | 4 |
| 55-64 | 1 | 0 | 1 | 0 |
| 65+ | 0 | 0 | 1 | 0 |
| Unknown | 1 | 0 | 0 | 0 |

| | Male | Female | Male | Female |
|-----------------|------|--------|------|--------|
| Race | | | | |
| White | 23 | 10 | 14 | 30 |
| Black | 0 | 0 | 0 | 1 |
| American Indian | 3 | 2 | 0 | 1 |
| Asian | 0 | 2 | 0 | 1 |
| Unknown | 0 | 0 | 0 | 0 |

| | Male | Female | Male | Female |
|------------|------|--------|------|--------|
| Injuries | | | | |
| Minor | 14 | 10 | 12 | 20 |
| Moderate | 1 | 0 | 1 | 4 |
| No visible | 12 | 4 | 1 | 8 |
| Severe | 0 | 0 | 0 | 1 |

| | Male | Female | Male | Female |
|----------|------|--------|------|--------|
| Medical | | | | |
| 1st Aid | 2 | 0 | 1 | 0 |
| Hospital | 2 | 0 | 0 | 5 |
| None | 22 | 13 | 9 | 19 |
| Refused | 1 | 1 | 4 | 9 |

| | Male | Female | Male | Female |
|----------------------------|------|--------|------|--------|
| Other | | | | |
| Alcohol/Drug Use Suspected | 13 | 6 | 3 | 9 |
| DV Card Given | 0 | 1 | 5 | 14 |
| PO IN Effect | 0 | 0 | 0 | 0 |
| Arrested | 18 | 6 | 0 | 0 |
| None | 3 | 5 | 6 | 13 |

| Victim Relationship to Offender | | | |
|---------------------------------|----|---------------------|---|
| Cohabitant | 0 | Child in Common | 4 |
| Spouse | 8 | Former Spouse | 0 |
| Dating | 13 | Former Dating | 1 |
| Child in Common | 3 | Former Cohabitant | 0 |
| Blood Relative | 8 | Related by Marriage | 3 |
| Parent | 6 | | |

White Pine COUNTY Domestic Violence 2016

Arrestee - General Information

| Time of Day | |
|-------------|---|
| 0000 - 0259 | 7 |
| 0300 - 0559 | 2 |
| 0600 - 0859 | 2 |
| 0900 - 1159 | 0 |
| 1200 - 1459 | 5 |
| 1500 - 1759 | 9 |
| 1800 - 2059 | 5 |
| 2100 - 2359 | 7 |

| Number of Children Present | |
|----------------------------|---|
| Ages 0 - 3 | 7 |
| Ages 4 - 6 | 8 |
| Ages 7 - 9 | 4 |
| Ages 10 - 12 | 2 |
| Ages 13 - 15 | 2 |
| Ages 16 - 18 | 1 |
| Age Unknown | 2 |

| Weapons Used | |
|---------------------------|----|
| Blunt Object | 2 |
| Hangun | 0 |
| Hands/Fist/Feet | 33 |
| Knife/ Cutting Instrument | 0 |
| Other Firearm | 0 |
| Other Weapon | 2 |
| Unknown | 0 |

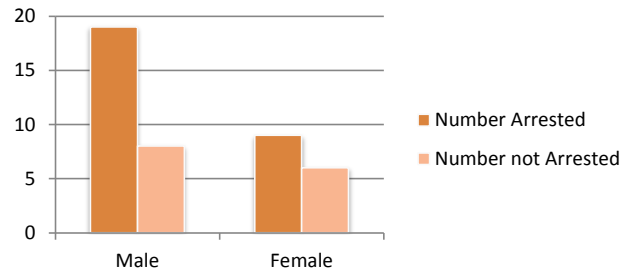
| Arrestee Information | Male | Female |
|----------------------|------|--------|
| Number Arrested | 19 | 9 |
| Number not Arrested | 8 | 6 |

| Mitigating Circumstances for Not Arrested | | |
|---|---|---|
| Aggressor undetermined | 3 | 6 |
| Gone upon arrival | 2 | 0 |
| No evidence of injury | 2 | 0 |
| Not reported within 24 hours | 1 | 0 |
| Other | 0 | 2 |
| Unknown | 0 | 0 |

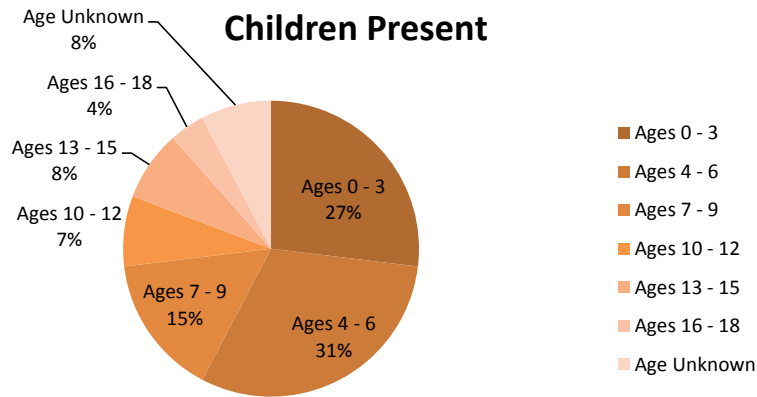
| Others Arrested at Scene | | |
|---------------------------------------|---|---|
| Not part of the Domestic Relationship | 0 | 0 |

Arrested vs Not Arrested

By Gender



Children Present



Time of Day



Statewide Agencies Domestic Violence 2016
Offender-Victim Information

| | Offender Information | | Victim Information | |
|----------|----------------------|--------|--------------------|--------|
| Age | Male | Female | Male | Female |
| Under 18 | 1 | 0 | 0 | 0 |
| 18-24 | 1 | 2 | 1 | 3 |
| 25-34 | 4 | 4 | 1 | 5 |
| 35-44 | 2 | 0 | 1 | 3 |
| 45-54 | 1 | 1 | 1 | 1 |
| 55-64 | 0 | 0 | 0 | 0 |
| 65+ | 0 | 0 | 0 | 0 |
| Unknown | 0 | 0 | 0 | 0 |

| | Male | Female | Male | Female |
|-----------------|------|--------|------|--------|
| Race | | | | |
| White | 6 | 3 | 2 | 8 |
| Black | 3 | 4 | 2 | 4 |
| American Indian | 0 | 0 | 0 | 0 |
| Asian | 0 | 0 | 0 | 0 |
| Unknown | 0 | 0 | 0 | 0 |

| | Male | Female | Male | Female |
|------------|------|--------|------|--------|
| Injuries | | | | |
| Minor | 3 | 3 | 3 | 5 |
| Moderate | 0 | 0 | 1 | 5 |
| No visible | 5 | 3 | 0 | 1 |
| Severe | 0 | 0 | 0 | 1 |

| | Male | Female | Male | Female |
|----------|------|--------|------|--------|
| Medical | | | | |
| 1st Aid | 1 | 0 | 0 | 5 |
| Hospital | 0 | 0 | 0 | 2 |
| None | 6 | 3 | 2 | 2 |
| Refused | 1 | 1 | 2 | 2 |

| | Male | Female | Male | Female |
|----------------------------|------|--------|------|--------|
| Other | | | | |
| Alcohol/Drug Use Suspected | 2 | 4 | 0 | 2 |
| DV Card Given | 0 | 0 | 3 | 8 |
| PO IN Effect | 0 | 0 | 0 | 0 |
| Arrested | 7 | 5 | 0 | 0 |
| None | 0 | 0 | 3 | 1 |

| Victim Relationship to Offender | | | |
|---------------------------------|---|---------------------|---|
| Cohabitant | 7 | Child in Common | 1 |
| Spouse | 2 | Former Spouse | 0 |
| Dating | 4 | Former Dating | 0 |
| Child in Common | 0 | Former Cohabitant | 0 |
| Blood Relative | 0 | Related by Marriage | 1 |
| Parent | 1 | | |

Statewide Agencies Domestic Violence 2016
Arrestee - General Information

| Time of Day | |
|-------------|---|
| 0000 - 0259 | 1 |
| 0300 - 0559 | 2 |
| 0600 - 0859 | 0 |
| 0900 - 1159 | 3 |
| 1200 - 1459 | 2 |
| 1500 - 1759 | 0 |
| 1800 - 2059 | 3 |
| 2100 - 2359 | 5 |

| Number of Children Present | |
|----------------------------|---|
| Ages 0 - 3 | 2 |
| Ages 4 - 6 | 1 |
| Ages 7 - 9 | 0 |
| Ages 10 - 12 | 0 |
| Ages 13 - 15 | 0 |
| Ages 16 - 18 | 0 |
| Age Unknown | 0 |

| Weapons Used | |
|---------------------------|----|
| Blunt Object | 1 |
| Hangun | 0 |
| Hands/Fist/Feet | 14 |
| Knife/ Cutting Instrument | 0 |
| Other Firearm | 0 |
| Other Weapon | 1 |
| Unknown | 0 |

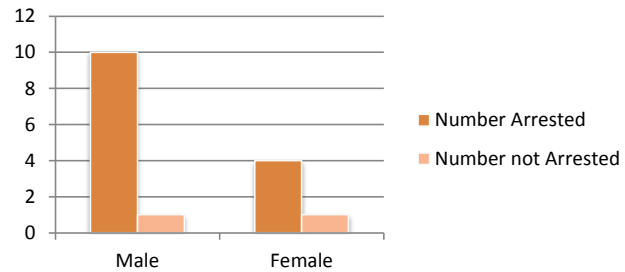
| Arrestee Information | Male | Female |
|----------------------|------|--------|
| Number Arrested | 10 | 4 |
| Number not Arrested | 1 | 1 |

| Mitigating Circumstances for Not Arrested | | |
|---|---|---|
| Aggressor undetermined | 0 | 0 |
| Gone upon arrival | 0 | 1 |
| No evidence of injury | 0 | 0 |
| Not reported within 24 hours | 0 | 0 |
| Other | 1 | 0 |
| Unknown | 0 | 0 |

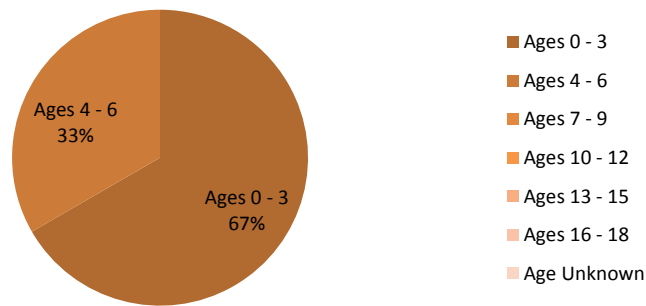
| Others Arrested at Scene | | |
|---------------------------------------|---|---|
| Not part of the Domestic Relationship | 0 | 0 |

Arrested vs Not Arrested

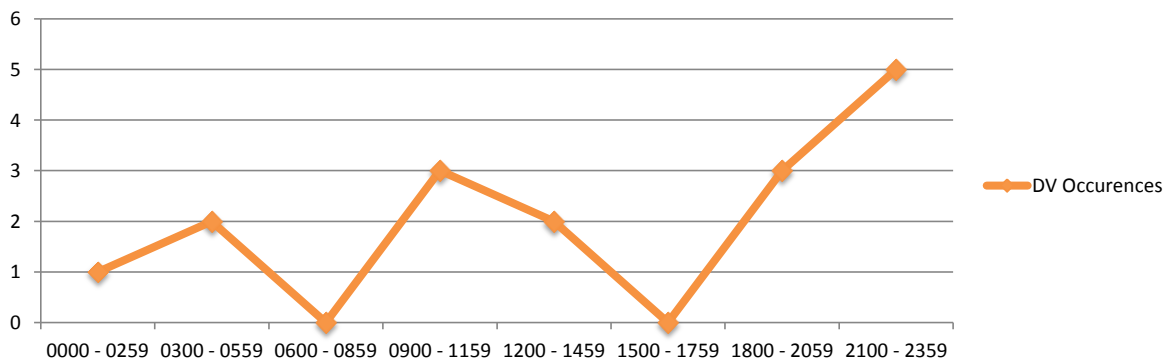
By Gender



Children Present



Time of Day



Capitol Police Domestic Violence 2016
Offender-Victim Information

| | Offender Information | | Victim Information | |
|----------|----------------------|--------|--------------------|--------|
| Age | Male | Female | Male | Female |
| Under 18 | 0 | 0 | 0 | 0 |
| 18-24 | 0 | 0 | 0 | 0 |
| 25-34 | 0 | 1 | 1 | 0 |
| 35-44 | 0 | 0 | 0 | 0 |
| 45-54 | 0 | 0 | 0 | 0 |
| 55-64 | 0 | 0 | 0 | 0 |
| 65+ | 0 | 0 | 0 | 0 |
| Unknown | 0 | 0 | 0 | 0 |

| | Male | Female | Male | Female |
|-----------------|------|--------|------|--------|
| Race | | | | |
| White | 0 | 0 | 0 | 0 |
| Black | 0 | 1 | 1 | 0 |
| American Indian | 0 | 0 | 0 | 0 |
| Asian | 0 | 0 | 0 | 0 |
| Unknown | 0 | 0 | 0 | 0 |

| | Male | Female | Male | Female |
|------------|------|--------|------|--------|
| Injuries | | | | |
| Minor | 0 | 0 | 1 | 0 |
| Moderate | 0 | 0 | 0 | 0 |
| No visible | 0 | 0 | 0 | 0 |
| Severe | 0 | 0 | 0 | 0 |

| | Male | Female | Male | Female |
|----------|------|--------|------|--------|
| Medical | | | | |
| 1st Aid | 0 | 0 | 0 | 0 |
| Hospital | 0 | 0 | 0 | 0 |
| None | 0 | 0 | 0 | 0 |
| Refused | 0 | 0 | 1 | 0 |

| | Male | Female | Male | Female |
|----------------------------|------|--------|------|--------|
| Other | | | | |
| Alcohol/Drug Use Suspected | 0 | 0 | 0 | 0 |
| DV Card Given | 0 | 0 | 1 | 0 |
| PO IN Effect | 0 | 0 | 0 | 0 |
| Arrested | 0 | 0 | 0 | 0 |
| None | 0 | 0 | 0 | 0 |

| Victim Relationship to Offender | | | |
|---------------------------------|---|---------------------|---|
| Cohabitant | 0 | Child in Common | 0 |
| Spouse | 0 | Former Spouse | 0 |
| Dating | 1 | Former Dating | 0 |
| Child in Common | 0 | Former Cohabitant | 0 |
| Blood Relative | 0 | Related by Marriage | 0 |
| Parent | 0 | | |

Capitol Police Domestic Violence 2016
Arrestee - General Information

| Time of Day | |
|-------------|---|
| 0000 - 0259 | 0 |
| 0300 - 0559 | 0 |
| 0600 - 0859 | 0 |
| 0900 - 1159 | 0 |
| 1200 - 1459 | 1 |
| 1500 - 1759 | 0 |
| 1800 - 2059 | 0 |
| 2100 - 2359 | 0 |

| Number of Children Present | |
|----------------------------|---|
| Ages 0 - 3 | 0 |
| Ages 4 - 6 | 0 |
| Ages 7 - 9 | 0 |
| Ages 10 - 12 | 0 |
| Ages 13 - 15 | 0 |
| Ages 16 - 18 | 0 |
| Age Unknown | 0 |

| Weapons Used | |
|---------------------------|---|
| Blunt Object | 0 |
| Hangun | 0 |
| Hands/Fist/Feet | 0 |
| Knife/ Cutting Instrument | 0 |
| Other Firearm | 0 |
| Other Weapon | 1 |
| Unknown | 0 |

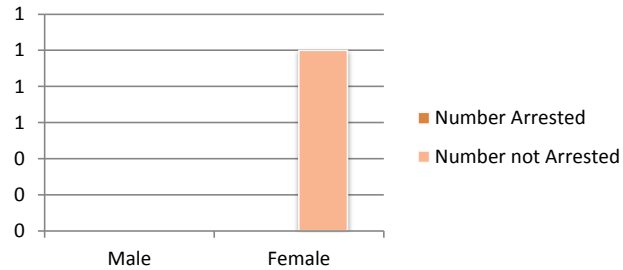
| Arrestee Information | Male | Female |
|----------------------|------|--------|
| Number Arrested | 0 | 0 |
| Number not Arrested | 0 | 1 |

| Mitigating Circumstances for Not Arrested | | |
|---|---|---|
| Aggressor undetermined | 0 | 0 |
| Gone upon arrival | 0 | 1 |
| No evidence of injury | 0 | 0 |
| Not reported within 24 hours | 0 | 0 |
| Other | 0 | 0 |
| Unknown | 0 | 0 |

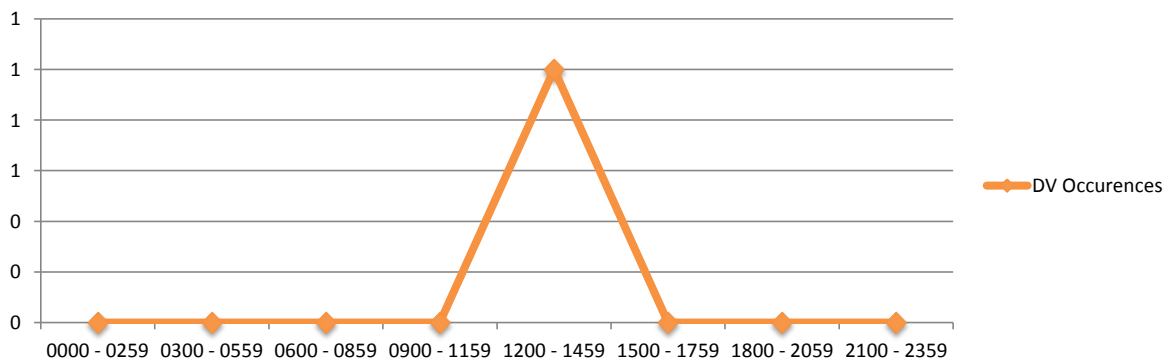
| Others Arrested at Scene | | |
|---------------------------------------|---|---|
| Not part of the Domestic Relationship | 0 | 0 |

Arrested vs Not Arrested

By Gender



Time of Day



NHP - Northeastern Command Domestic Violence 2016
Offender-Victim Information

| | Offender Information | | Victim Information | |
|----------|----------------------|--------|--------------------|--------|
| Age | Male | Female | Male | Female |
| Under 18 | 0 | 0 | 0 | 0 |
| 18-24 | 0 | 0 | 0 | 0 |
| 25-34 | 0 | 1 | 0 | 1 |
| 35-44 | 1 | 0 | 1 | 0 |
| 45-54 | 0 | 0 | 0 | 0 |
| 55-64 | 0 | 0 | 0 | 0 |
| 65+ | 0 | 0 | 0 | 0 |
| Unknown | 0 | 0 | 0 | 0 |

| | Male | Female | Male | Female |
|-----------------|------|--------|------|--------|
| Race | | | | |
| White | 1 | 1 | 1 | 1 |
| Black | 0 | 0 | 0 | 0 |
| American Indian | 0 | 0 | 0 | 0 |
| Asian | 0 | 0 | 0 | 0 |
| Unknown | 0 | 0 | 0 | 0 |

| | Male | Female | Male | Female |
|------------|------|--------|------|--------|
| Injuries | | | | |
| Minor | 1 | 1 | 1 | 1 |
| Moderate | 0 | 0 | 0 | 0 |
| No visible | 0 | 0 | 0 | 0 |
| Severe | 0 | 0 | 0 | 0 |

| | Male | Female | Male | Female |
|----------|------|--------|------|--------|
| Medical | | | | |
| 1st Aid | 0 | 0 | 0 | 0 |
| Hospital | 0 | 0 | 0 | 0 |
| None | 0 | 0 | 0 | 0 |
| Refused | 1 | 1 | 1 | 1 |

| | Male | Female | Male | Female |
|----------------------------|------|--------|------|--------|
| Other | | | | |
| Alcohol/Drug Use Suspected | 1 | 1 | 0 | 0 |
| DV Card Given | 0 | 0 | 0 | 0 |
| PO IN Effect | 0 | 0 | 0 | 0 |
| Arrested | 1 | 1 | 0 | 0 |
| None | 0 | 0 | 1 | 1 |

| Victim Relationship to Offender | | | |
|---------------------------------|---|---------------------|---|
| Cohabitant | 1 | Child in Common | 0 |
| Spouse | 0 | Former Spouse | 0 |
| Dating | 0 | Former Dating | 0 |
| Child in Common | 0 | Former Cohabitant | 0 |
| Blood Relative | 0 | Related by Marriage | 1 |
| Parent | 0 | | |

Arrestee - General Information

| Time of Day | |
|-------------|---|
| 0000 - 0259 | 0 |
| 0300 - 0559 | 0 |
| 0600 - 0859 | 0 |
| 0900 - 1159 | 1 |
| 1200 - 1459 | 0 |
| 1500 - 1759 | 0 |
| 1800 - 2059 | 1 |
| 2100 - 2359 | 0 |

| Number of Children Present | |
|----------------------------|---|
| Ages 0 - 3 | 1 |
| Ages 4 - 6 | 0 |
| Ages 7 - 9 | 0 |
| Ages 10 - 12 | 0 |
| Ages 13 - 15 | 0 |
| Ages 16 - 18 | 0 |
| Age Unknown | 0 |

| Weapons Used | |
|---------------------------|---|
| Blunt Object | 0 |
| Hangun | 0 |
| Hands/Fist/Feet | 2 |
| Knife/ Cutting Instrument | 0 |
| Other Firearm | 0 |
| Other Weapon | 0 |
| Unknown | 0 |

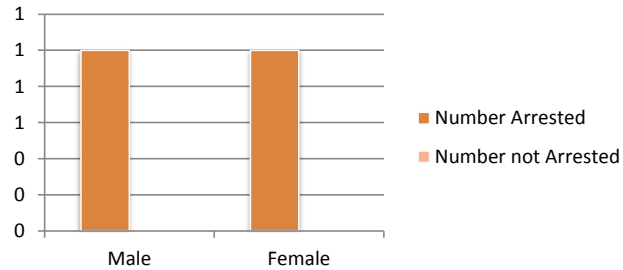
| Arrestee Information | Male | Female |
|----------------------|------|--------|
| Number Arrested | 1 | 1 |
| Number not Arrested | 0 | 0 |

| Mitigating Circumstances for Not Arrested | | |
|---|---|---|
| Aggressor undetermined | 0 | 0 |
| Gone upon arrival | 0 | 0 |
| No evidence of injury | 0 | 0 |
| Not reported within 24 hours | 0 | 0 |
| Other | 0 | 0 |
| Unknown | 0 | 0 |

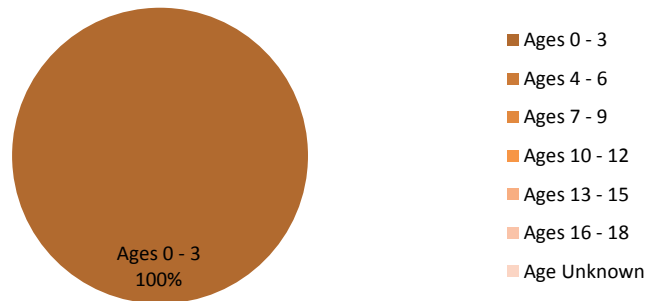
| Others Arrested at Scene | | |
|---------------------------------------|---|---|
| Not part of the Domestic Relationship | 0 | 0 |

Arrested vs Not Arrested

By Gender



Children Present



Time of Day



NHP - Northwestern Command Domestic Violence 2016
Offender-Victim Information

| | Offender Information | | Victim Information | |
|----------|----------------------|--------|--------------------|--------|
| Age | Male | Female | Male | Female |
| Under 18 | 0 | 0 | 0 | 0 |
| 18-24 | 0 | 0 | 0 | 0 |
| 25-34 | 0 | 0 | 0 | 0 |
| 35-44 | 0 | 0 | 0 | 0 |
| 45-54 | 0 | 0 | 0 | 0 |
| 55-64 | 0 | 0 | 0 | 0 |
| 65+ | 0 | 0 | 0 | 0 |
| Unknown | 0 | 0 | 0 | 0 |

| | Male | Female | Male | Female |
|-----------------|------|--------|------|--------|
| Race | | | | |
| White | 0 | 0 | 0 | 0 |
| Black | 0 | 0 | 0 | 0 |
| American Indian | 0 | 0 | 0 | 0 |
| Asian | 0 | 0 | 0 | 0 |
| Unknown | 0 | 0 | 0 | 0 |

| | Male | Female | Male | Female |
|------------|------|--------|------|--------|
| Injuries | | | | |
| Minor | 0 | 0 | 0 | 0 |
| Moderate | 0 | 0 | 0 | 0 |
| No visible | 0 | 0 | 0 | 0 |
| Severe | 0 | 0 | 0 | 0 |

| | Male | Female | Male | Female |
|----------|------|--------|------|--------|
| Medical | | | | |
| 1st Aid | 0 | 0 | 0 | 0 |
| Hospital | 0 | 0 | 0 | 0 |
| None | 0 | 0 | 0 | 0 |
| Refused | 0 | 0 | 0 | 0 |

| | Male | Female | Male | Female |
|----------------------------|------|--------|------|--------|
| Other | | | | |
| Alcohol/Drug Use Suspected | 0 | 0 | 0 | 0 |
| DV Card Given | 0 | 0 | 0 | 0 |
| PO IN Effect | 0 | 0 | 0 | 0 |
| Arrested | 0 | 0 | 0 | 0 |
| None | 0 | 0 | 0 | 0 |

| Victim Relationship to Offender | | | |
|---------------------------------|---|---------------------|---|
| Cohabitant | 0 | Child in Common | 0 |
| Spouse | 0 | Former Spouse | 0 |
| Dating | 0 | Former Dating | 0 |
| Child in Common | 0 | Former Cohabitant | 0 |
| Blood Relative | 0 | Related by Marriage | 0 |
| Parent | 0 | | |

Arrestee - General Information

| Time of Day | |
|-------------|---|
| 0000 - 0259 | 0 |
| 0300 - 0559 | 0 |
| 0600 - 0859 | 0 |
| 0900 - 1159 | 0 |
| 1200 - 1459 | 0 |
| 1500 - 1759 | 0 |
| 1800 - 2059 | 0 |
| 2100 - 2359 | 0 |

| Number of Children Present | |
|----------------------------|---|
| Ages 0 - 3 | 0 |
| Ages 4 - 6 | 0 |
| Ages 7 - 9 | 0 |
| Ages 10 - 12 | 0 |
| Ages 13 - 15 | 0 |
| Ages 16 - 18 | 0 |
| Age Unknown | 0 |

| Weapons Used | |
|---------------------------|---|
| Blunt Object | 0 |
| Hangun | 0 |
| Hands/Fist/Feet | 0 |
| Knife/ Cutting Instrument | 0 |
| Other Firearm | 0 |
| Other Weapon | 0 |
| Unknown | 0 |

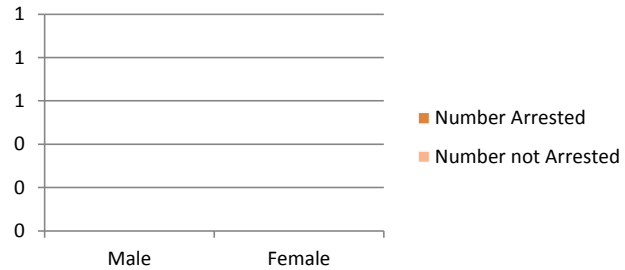
| Arrestee Information | Male | Female |
|----------------------|------|--------|
| Number Arrested | 0 | 0 |
| Number not Arrested | 0 | 0 |

| Mitigating Circumstances for Not Arrested | | |
|---|---|---|
| Aggressor undetermined | 0 | 0 |
| Gone upon arrival | 0 | 0 |
| No evidence of injury | 0 | 0 |
| Not reported within 24 hours | 0 | 0 |
| Other | 0 | 0 |
| Unknown | 0 | 0 |

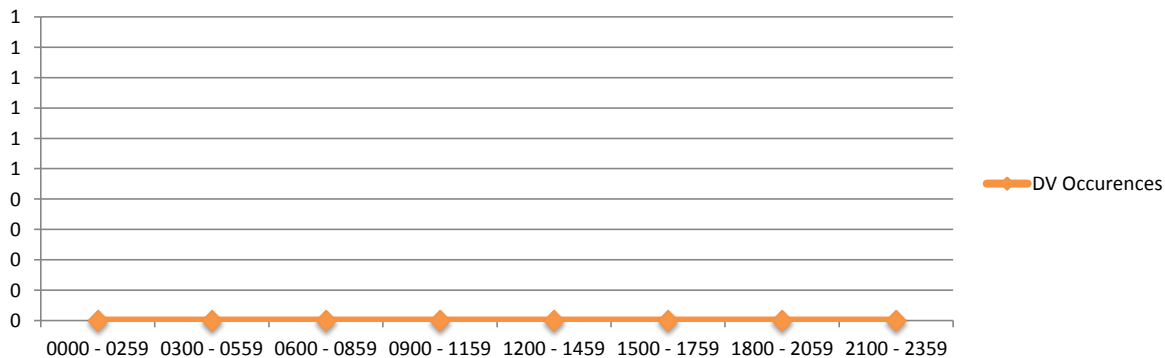
| Others Arrested at Scene | | |
|---------------------------------------|---|---|
| Not part of the Domestic Relationship | 0 | 0 |

Arrested vs Not Arrested

By Gender



Time of Day



NHP - Southern Command Domestic Violence 2016
Offender-Victim Information

| | Offender Information | | Victim Information | |
|----------|----------------------|--------|--------------------|--------|
| Age | Male | Female | Male | Female |
| Under 18 | 1 | 0 | 0 | 0 |
| 18-24 | 1 | 2 | 1 | 3 |
| 25-34 | 4 | 2 | 0 | 4 |
| 35-44 | 1 | 0 | 0 | 3 |
| 45-54 | 1 | 1 | 1 | 1 |
| 55-64 | 0 | 0 | 0 | 0 |
| 65+ | 0 | 0 | 0 | 0 |
| Unknown | 0 | 0 | 0 | 0 |

| | Male | Female | Male | Female |
|-----------------|------|--------|------|--------|
| Race | | | | |
| White | 5 | 2 | 1 | 7 |
| Black | 3 | 3 | 1 | 4 |
| American Indian | 0 | 0 | 0 | 0 |
| Asian | 0 | 0 | 0 | 0 |
| Unknown | 0 | 0 | 0 | 0 |

| | Male | Female | Male | Female |
|------------|------|--------|------|--------|
| Injuries | | | | |
| Minor | 2 | 2 | 1 | 4 |
| Moderate | 0 | 0 | 1 | 5 |
| No visible | 5 | 3 | 0 | 1 |
| Severe | 0 | 0 | 0 | 1 |

| | Male | Female | Male | Female |
|----------|------|--------|------|--------|
| Medical | | | | |
| 1st Aid | 1 | 0 | 0 | 5 |
| Hospital | 0 | 0 | 0 | 2 |
| None | 6 | 3 | 2 | 2 |
| Refused | 0 | 0 | 0 | 1 |

| | Male | Female | Male | Female |
|----------------------------|------|--------|------|--------|
| Other | | | | |
| Alcohol/Drug Use Suspected | 1 | 3 | 0 | 2 |
| DV Card Given | 0 | 0 | 2 | 8 |
| PO IN Effect | 0 | 0 | 0 | 0 |
| Arrested | 6 | 4 | 0 | 0 |
| None | 0 | 0 | 2 | 0 |

| Victim Relationship to Offender | | | |
|---------------------------------|---|---------------------|---|
| Cohabitant | 6 | Child in Common | 1 |
| Spouse | 2 | Former Spouse | 0 |
| Dating | 3 | Former Dating | 0 |
| Child in Common | 0 | Former Cohabitant | 0 |
| Blood Relative | 0 | Related by Marriage | 0 |
| Parent | 1 | | |

Arrestee - General Information

| Time of Day | |
|-------------|---|
| 0000 - 0259 | 1 |
| 0300 - 0559 | 2 |
| 0600 - 0859 | 0 |
| 0900 - 1159 | 2 |
| 1200 - 1459 | 1 |
| 1500 - 1759 | 0 |
| 1800 - 2059 | 2 |
| 2100 - 2359 | 5 |

| Number of Children Present | |
|----------------------------|---|
| Ages 0 - 3 | 1 |
| Ages 4 - 6 | 1 |
| Ages 7 - 9 | 0 |
| Ages 10 - 12 | 0 |
| Ages 13 - 15 | 0 |
| Ages 16 - 18 | 0 |
| Age Unknown | 0 |

| Weapons Used | |
|---------------------------|----|
| Blunt Object | 1 |
| Hangun | 0 |
| Hands/Fist/Feet | 12 |
| Knife/ Cutting Instrument | 0 |
| Other Firearm | 0 |
| Other Weapon | 0 |
| Unknown | 0 |

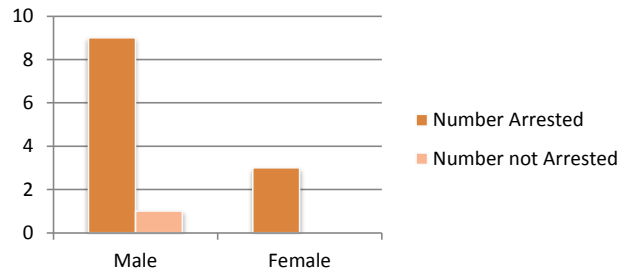
| Arrestee Information | Male | Female |
|----------------------|------|--------|
| Number Arrested | 9 | 3 |
| Number not Arrested | 1 | 0 |

| Mitigating Circumstances for Not Arrested | | |
|---|---|---|
| Aggressor undetermined | 0 | 0 |
| Gone upon arrival | 0 | 0 |
| No evidence of injury | 0 | 0 |
| Not reported within 24 hours | 0 | 0 |
| Other | 1 | 0 |
| Unknown | 0 | 0 |

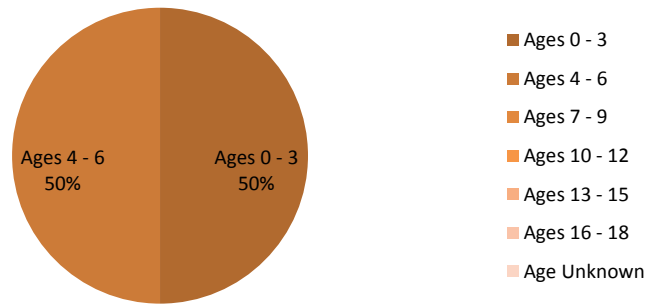
| Others Arrested at Scene | | |
|---------------------------------------|---|---|
| Not part of the Domestic Relationship | 0 | 0 |

Arrested vs Not Arrested

By Gender



Children Present



Time of Day



THIS PAGE WAS LEFT INTENTIONALLY BLANK



Crimes Against Older Persons



About Crimes Committed Against Older Persons

The Crimes Against Older Persons data presented here is collected per the requirements set forth in Nevada Revised Statute 179A.450.

NRS 179A.450 Creation; contents; submission of report to Legislature; confidentiality of data.

1. The Repository for Information Concerning Crimes Against Older Persons is hereby created within the Central Repository
2. The Repository for Information Concerning Crimes Against Older Persons must contain a complete and systematic record of all reports of the abuse, neglect, exploitation, isolation or abandonment of older persons in this State. The record must be prepared in a manner approved by the Director of the Department and must include, without limitation, the following information:
 - a. All incidents that are reported to any entity.
 - b. All cases that are currently under investigation and the type of such cases.
 - c. All cases that are referred for prosecution and the type of such cases.
 - d. All cases in which prosecution is declined or dismissed and any reason for such action.
 - e. All cases that are prosecuted and the final disposition of such cases.
 - f. All cases that are resolved by agencies which provide protective services and the type of such cases.
3. The Director of the Department shall compile and analyze the data collected pursuant to this section to assess the incidence of the abuse, neglect, exploitation, isolation or abandonment of older persons.
4. On or before July 1 of each year, the Director of the Department shall prepare and submit a report to the Director of the Legislative Counsel Bureau for transmittal to the Legislature that sets forth statistical data on the abuse, neglect, exploitation, isolation or abandonment of older persons.
5. The data acquired pursuant to this section is confidential and must be used only for the purpose of research. The data and findings generated pursuant to this section must not contain information that may reveal the identity of an individual victim or a person accused of the abuse, neglect, exploitation, isolation or abandonment of older persons.
6. As used in this section:
 - a. "Abandonment" has the meaning ascribed to it in NRS 200.5092.
 - b. "Abuse" has the meaning ascribed to it in NRS 200.5092.
 - c. "Exploitation" has the meaning ascribed to it in NRS 200.5092.
 - d. "Isolation" has the meaning ascribed to it in NRS 200.5092.
 - e. "Neglect" has the meaning ascribed to it in NRS 200.5092.
 - f. "Older person" means a person who is 60 years of age or older.

(Added to NRS by 2007, 746; A 2009, 2447; 2011, 82; 2015, 826)





2016 Crimes Against Older Persons

Reporting Agencies

Data was collected from the following agencies:

Carson City

Carson City Sheriff's Office

Churchill County

Churchill County Sheriff's Office
Fallon Police Department

Clark County

Boulder Police Department
Clark County School District Police Department
Henderson Police Department
Las Vegas Metro Police Department
Mesquite Police Department
North Las Vegas Police Department
University of Nevada, Las Vegas Police Department

Douglas County

Douglas County Sheriff's Office

Elko County

Carlin Police Department
Elko Police Department
Elko County Sheriff's Office
West Wendover Police Department

Esmeralda County

Esmeralda County Sheriff's Office

Eureka County

Eureka County Sheriff's Office

Humboldt County

Humboldt County Sheriff's Office
Winnemucca Police Department

Lander County

Lander County Sheriff's Office

Lincoln County

Lincoln County Sheriff's Office

Lyon County

Lyon County Sheriff's Office
Yerington Police Department

Mineral County

Mineral County Sheriff's Office

Pershing County

Lovelock Police Department
Pershing County Sheriff's Office

Storey County

Storey County Sheriff's Office

Washoe County

Reno Police Department
Reno-Tahoe Airport Authority Police Department
Sparks Police Department
University of Nevada, Reno Police Department
Washoe County School District Police Department
Washoe County Sheriff's Office

White Pine County

White Pine County Sheriff's Office

Statewide Agencies

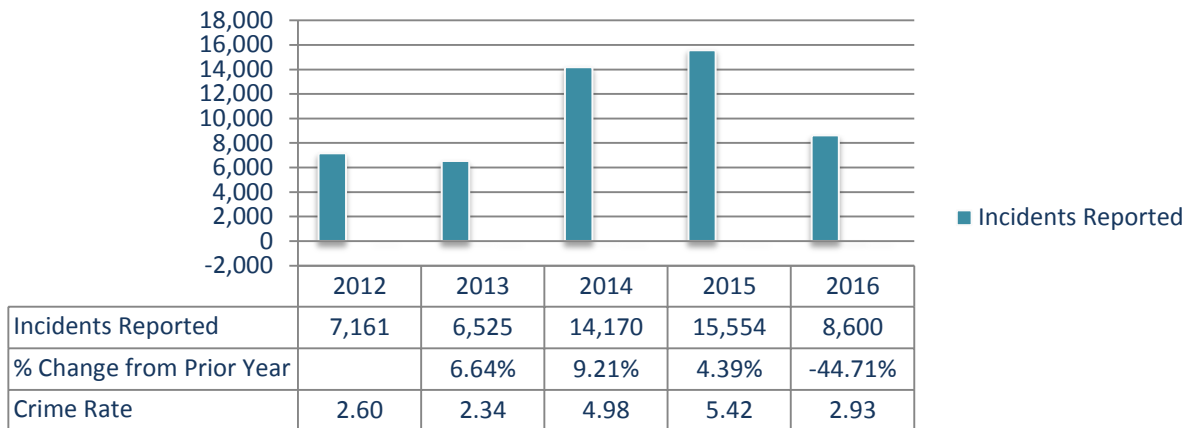
DPS - Capitol Police
DPS - Investigations Division
DPS - Nevada Highway Patrol Southern Command
DPS - Nevada Highway Patrol Northeastern Command
DPS - Nevada Highway Patrol Northwestern Command



Crimes Against Older Persons in Nevada

5- yr Comparison: 2012 – 2016 & Quarter vs Quarterly Average

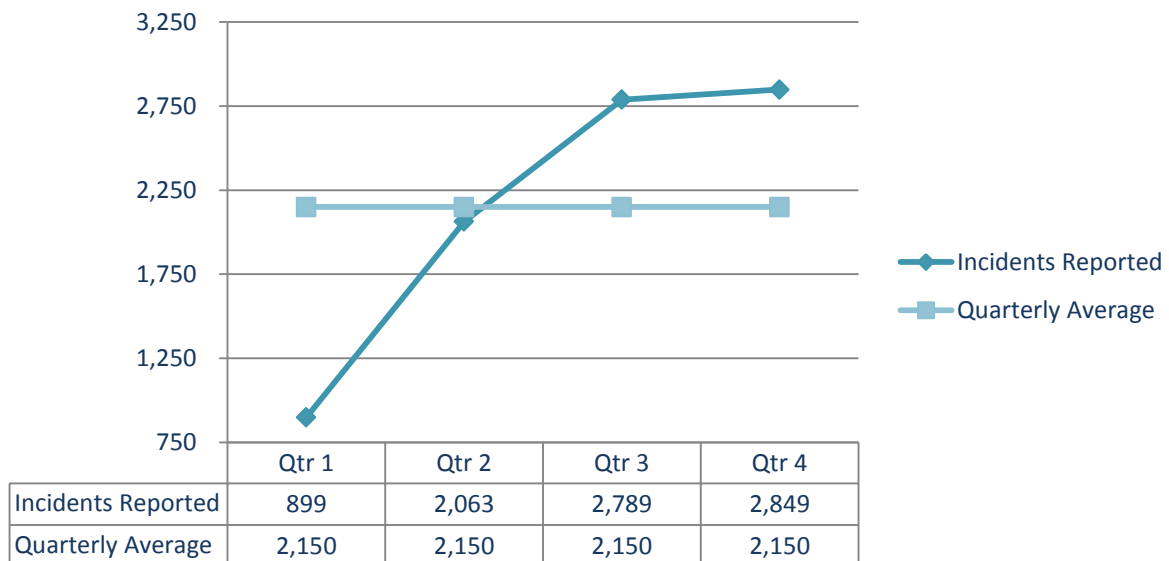
5-yr Comparison: 2012 - 2016
Crime Rates per 1,000 Population



*Crimes against older persons was not reported in 2011

2016 Elderly Abuse Crimes

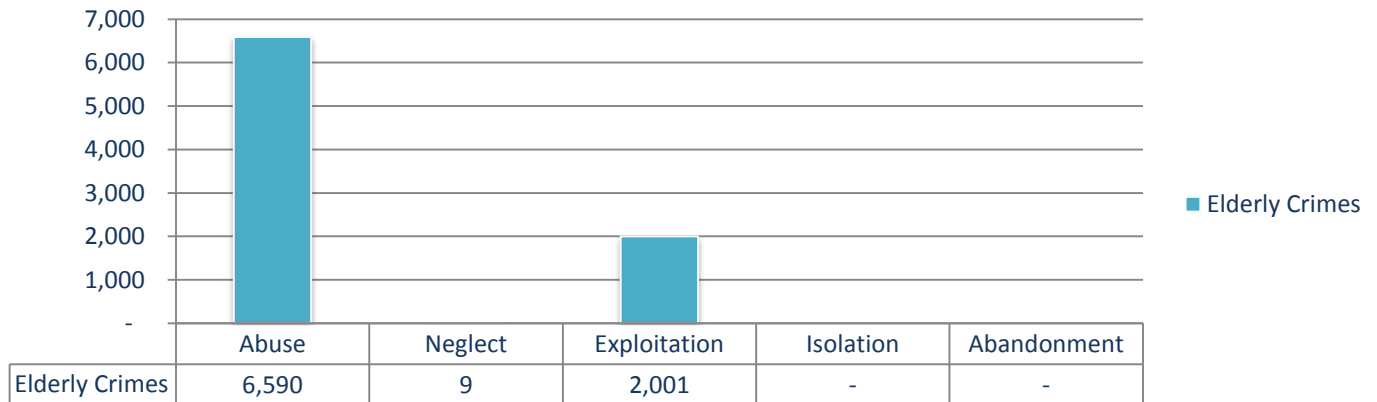
By Quarter & Quarterly Average





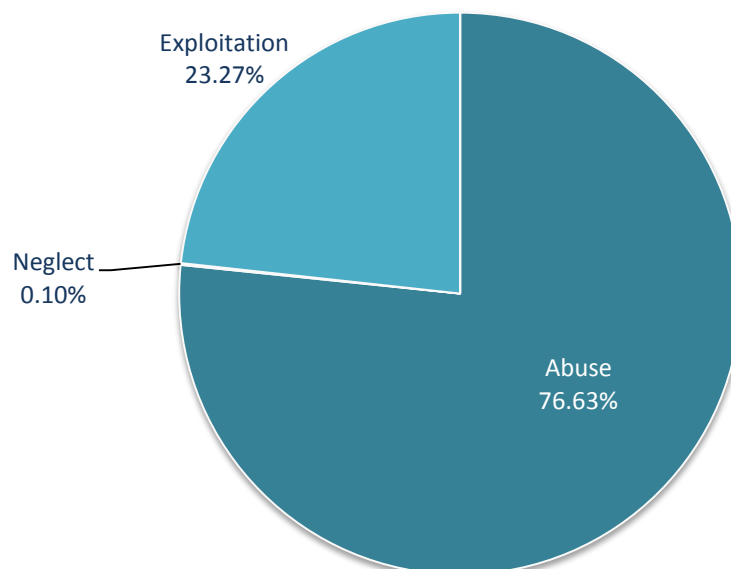
2016 Crimes Against Older Persons

Crimes Against Older Persons by Category of Offense



Breakdown of Offense Categories

■ Abuse ■ Neglect ■ Exploitation ■ Isolation ■ Abandonment





2016 Crimes Against Older Persons

By Category & County

| | Abuse | Neglect | Exploitation | Isolation | Abandonment |
|-------------------------------|--------------|----------|--------------|-----------|-------------|
| Carson County | 6 | 0 | 5 | 0 | 0 |
| Carson City SO | 6 | 0 | 5 | 0 | 0 |
| Churchill County | 0 | 0 | 11 | 0 | 0 |
| Churchill Co SO | 0 | 0 | 10 | 0 | 0 |
| Fallon PD | 0 | 0 | 1 | 0 | 0 |
| Clark County | 6,476 | 4 | 1,915 | 0 | 0 |
| Boulder PD | 3 | 0 | 1 | 0 | 0 |
| Clark Co SD PD | 0 | 0 | 0 | 0 | 0 |
| College of Southern Nevada PD | 0 | 0 | 0 | 0 | 0 |
| Henderson PD | 8 | 0 | 14 | 0 | 0 |
| LV Metro PD | 6,412 | 0 | 1,898 | 0 | 0 |
| Mesquite PD | 11 | 0 | 0 | 0 | 0 |
| North Las Vegas PD | 41 | 4 | 2 | 0 | 0 |
| UNLV PD | 1 | 0 | 0 | 0 | 0 |
| Douglas County | 5 | 0 | 0 | 0 | 0 |
| Douglas Co SO | 5 | 0 | 0 | 0 | 0 |
| Elko County | 6 | 0 | 5 | 0 | 0 |
| Carlin PD | 0 | 0 | 0 | 0 | 0 |
| Elko PD | 0 | 0 | 0 | 0 | 0 |
| Elko Co SO | 3 | 0 | 5 | 0 | 0 |
| West Wendover PD | 3 | 0 | 0 | 0 | 0 |
| Esmeralda County | 1 | 0 | 1 | 0 | 0 |
| Esmeralda Co SO | 1 | 0 | 1 | 0 | 0 |
| Eureka County | 0 | 0 | 0 | 0 | 0 |
| Eureka Co SO | 0 | 0 | 0 | 0 | 0 |
| Humboldt County | 0 | 0 | 0 | 0 | 0 |
| Humboldt Co SO | 0 | 0 | 0 | 0 | 0 |
| Winnemucca PD | 0 | 0 | 0 | 0 | 0 |
| Lander County | 2 | 1 | 0 | 0 | 0 |
| Lander County SO | 2 | 1 | 0 | 0 | 0 |
| Lincoln County | 0 | 0 | 0 | 0 | 0 |
| Lincoln Co SO | 0 | 0 | 0 | 0 | 0 |



2016 Crimes Against Older Persons cont...

By Category & County

| | Abuse | Neglect | Exploitation | Isolation | Abandonment |
|--------------------|----------|----------|--------------|-----------|-------------|
| Lyon County | 4 | 0 | 8 | 0 | 0 |
| Lyon Co SO | 4 | 0 | 8 | 0 | 0 |
| Yerington PD | 0 | 0 | 0 | 0 | 0 |

| | | | | | |
|-----------------------|----------|----------|----------|----------|----------|
| Mineral County | 0 | 1 | 1 | 0 | 0 |
| Mineral Co SO | 0 | 1 | 1 | 0 | 0 |

| | | | | | |
|------------------------|----------|----------|----------|----------|----------|
| Pershing County | 1 | 0 | 1 | 0 | 0 |
| Lovelock PD | 1 | 0 | 0 | 0 | 0 |
| Pershing Co SO | 0 | 0 | 1 | 0 | 0 |

| | | | | | |
|----------------------|----------|----------|----------|----------|----------|
| Storey County | 8 | 0 | 2 | 0 | 0 |
| Storey Co SO | 8 | 0 | 2 | 0 | 0 |

| | | | | | |
|---------------------------------|-----------|----------|-----------|----------|----------|
| Washoe County | 78 | 3 | 50 | 0 | 0 |
| Reno PD | 27 | 0 | 10 | 0 | 0 |
| Reno-Tahoe Airport Authority PD | 0 | 0 | 0 | 0 | 0 |
| Sparks PD | 9 | 1 | 11 | 0 | 0 |
| UNR PD | 0 | 0 | 0 | 0 | 0 |
| Washoe Co SO | 42 | 2 | 29 | 0 | 0 |
| Washoe Co SD PD | 0 | 0 | 0 | 0 | 0 |
| Reno Muni-Court | 0 | 0 | 0 | 0 | 0 |

| | | | | | |
|--------------------------|----------|----------|----------|----------|----------|
| White Pine County | 3 | 0 | 2 | 0 | 0 |
| White Pine Co SO | 3 | 0 | 2 | 0 | 0 |

| | | | | | |
|---------------------------|----------|----------|----------|----------|----------|
| Statewide Agencies | 0 | 0 | 0 | 0 | 0 |
| DPS-NHP Northeastern | 0 | 0 | 0 | 0 | 0 |
| DPS-NHP Northwestern | 0 | 0 | 0 | 0 | 0 |
| DPS-NHP Southern | 0 | 0 | 0 | 0 | 0 |
| DPS-Capitol Police | 0 | 0 | 0 | 0 | 0 |
| Secretary of State | 0 | 0 | 0 | 0 | 0 |



THIS PAGE WAS LEFT INTENTIONALLY BLANK



Aging & Disability Services



About Aging & Disability Services

The following statistics are provided to the Department of Public Safety from the Nevada Department of Aging and Disability Services. The information provided comes from the Aging and Disability Service's Elder Protective Services Unit. Local law enforcement data collected by Aging & Disability Services is not taken into account in this publication due to duplication of data. Substantiated and unsubstantiated incidents reported are considered. These figures are published exactly as Aging and Disability Services presents them to the Department of Public Safety.

Note: Totals in the various categories may not match because of the variations of number of offenders for each victim, possible multiple victims for each offense, and the possibility that one victim could have sustained multiple types of abuse.





Aging & Disability Services Statistics

| | # of Incidents | % of Total Reported |
|-----------------------------|----------------|---------------------|
| Total Abuse Reported | 23,924 | |
| Substantiated | 6,071 | 25.38% |
| Unsubstantiated | 17,853 | 74.62% |

| | % of Total Incidents |
|------------------------------|----------------------|
| Most Prevalent County | Clark County |
| | 56% |

| Most Common Victim Demographics | # of Victims | Total Reported | % of Total Reported |
|---------------------------------|--------------|----------------|---------------------|
| White/ Non-Hispanic | 3,986 | 5,408 | 73.71% |
| 86+ Years of Age | 1,127 | 5,446 | 20.69% |
| Female | 3,277 | 5,446 | 60.62% |
| Independent Living Residence | 4,674 | 5,406 | 86.46% |
| Self Neglect | 1,390 | 3,894 | 35.70% |
| Self Abuse | 2,349 | 6,470 | 36.31% |

* Not all demographics have been reported for each victim, thus reporting totals differ by category





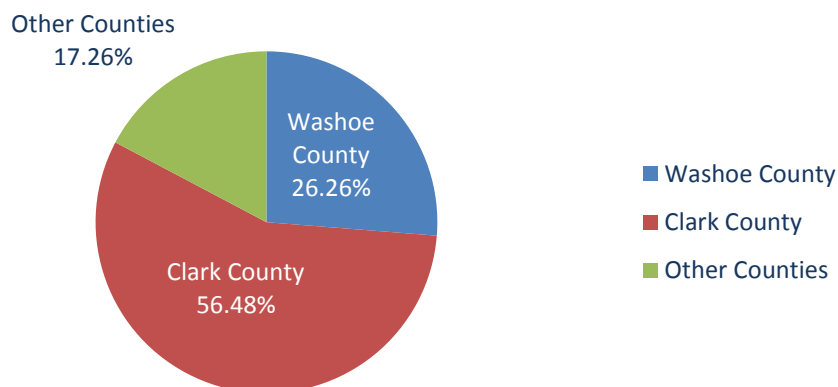
Aging & Disability Services Elderly Abuse

Substantiated Incidents by County

| | Elderly Abuse Incidents |
|-------------------|-------------------------|
| Carson County | 254 |
| Churchill County | 106 |
| Clark County | 3,429 |
| Douglas County | 159 |
| Elko County | 70 |
| Esmeralda County | 7 |
| Eureka County | 12 |
| Humboldt County | 50 |
| Lander County | 9 |
| Lincoln County | 6 |
| Lyon County | 164 |
| Mineral County | 26 |
| Nye County | 119 |
| Pershing County | 20 |
| Storey County | 8 |
| Washoe County | 1,594 |
| White Pine County | 38 |
| Total: | 6,071 |

Substantiated Elderly Abuse

by County



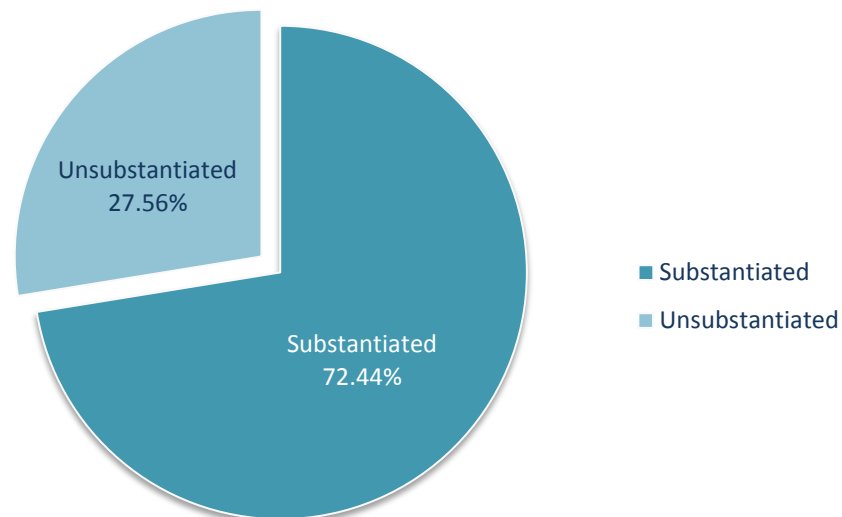
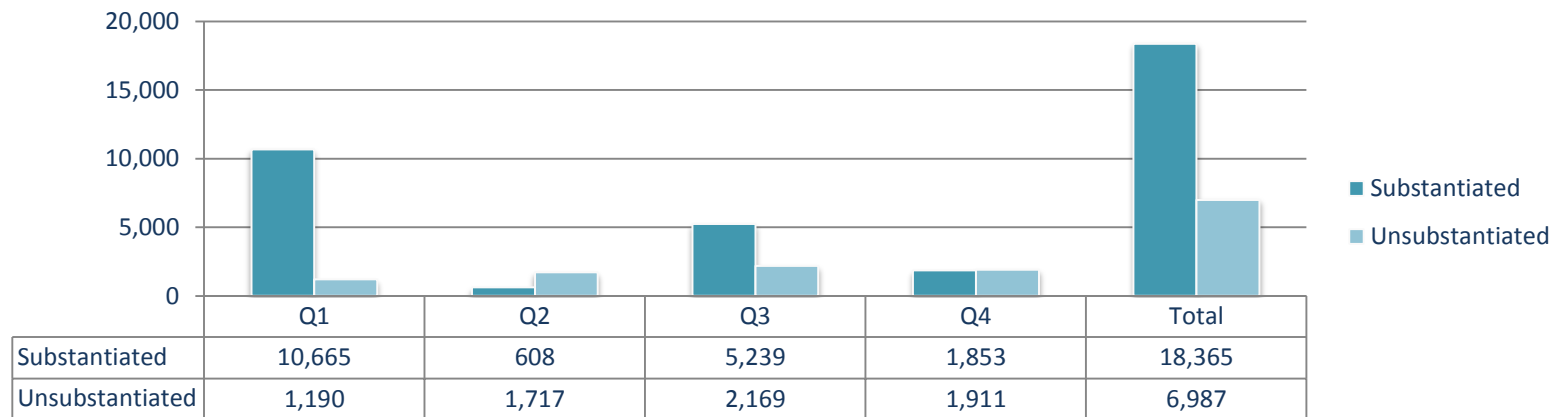


Aging & Disability Services Elderly Abuse

Substantiated vs Unsubstantiated

2016 Elderly Abuse Reported

Substantiated vs Unsubstantiated



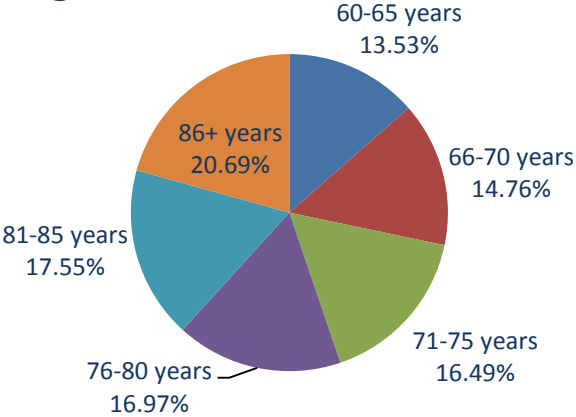


Aging & Disability Services Elderly Abuse

Age, Race, and Gender of Victim

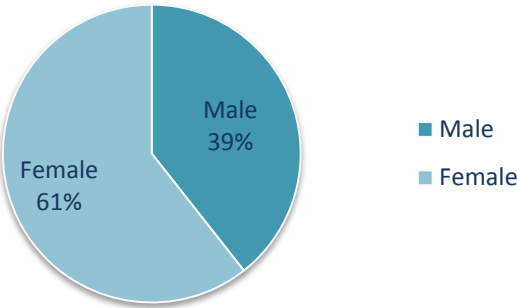
| Race of Victim | White / Non-Hispanic | African American | Hispanic | Asian (Not Islander/Hawaiian) | American Indian/ Native Alaskan | Asian / Pacific Islander/ Hawaiian | Other/Unknown |
|---------------------|-------------------------|------------------|--------------|----------------------------------|------------------------------------|--|---------------|
| Carson County | 177 | 3 | 4 | 2 | 4 | 1 | 16 |
| Churchill County | 74 | 0 | 3 | 1 | 1 | 0 | 6 |
| Clark County | 2,218 | 389 | 230 | 77 | 8 | 63 | 337 |
| Douglas County | 123 | 0 | 6 | 1 | 2 | 0 | 9 |
| Elko County | 43 | 0 | 3 | 1 | 4 | 0 | 10 |
| Esmeralda County | 1 | 0 | 0 | 0 | 0 | 0 | 1 |
| Eureka County | 6 | 0 | 1 | 1 | 0 | 0 | 1 |
| Humboldt County | 39 | 0 | 1 | 1 | 0 | 0 | 1 |
| Lander County | 7 | 0 | 0 | 0 | 0 | 0 | 1 |
| Lincoln County | 5 | 0 | 0 | 0 | 0 | 0 | 0 |
| Lyon County | 103 | 2 | 5 | 1 | 0 | 1 | 14 |
| Mineral County | 17 | 4 | 1 | 0 | 2 | 0 | 2 |
| Nye County | 103 | 6 | 2 | 0 | 0 | 0 | 15 |
| Pershing County | 11 | 0 | 0 | 0 | 1 | 0 | 0 |
| Storey County | 5 | 0 | 0 | 0 | 0 | 0 | 1 |
| Washoe County | 1,025 | 20 | 40 | 22 | 15 | 7 | 71 |
| White Pine County | 29 | 0 | 0 | 0 | 0 | 0 | 1 |
| State Total: | 3,986 | 424 | 296 | 107 | 37 | 72 | 486 |
| % of Total | 73.71% | 7.84% | 5.47% | 1.98% | 0.68% | 1.33% | 8.99% |

Victim's Age



- 60-65 years
- 66-70 years
- 71-75 years
- 76-80 years
- 81-85 years
- 86+ years

Victim's Gender



- Male
- Female

Substantiated & Unsubstantiated Data

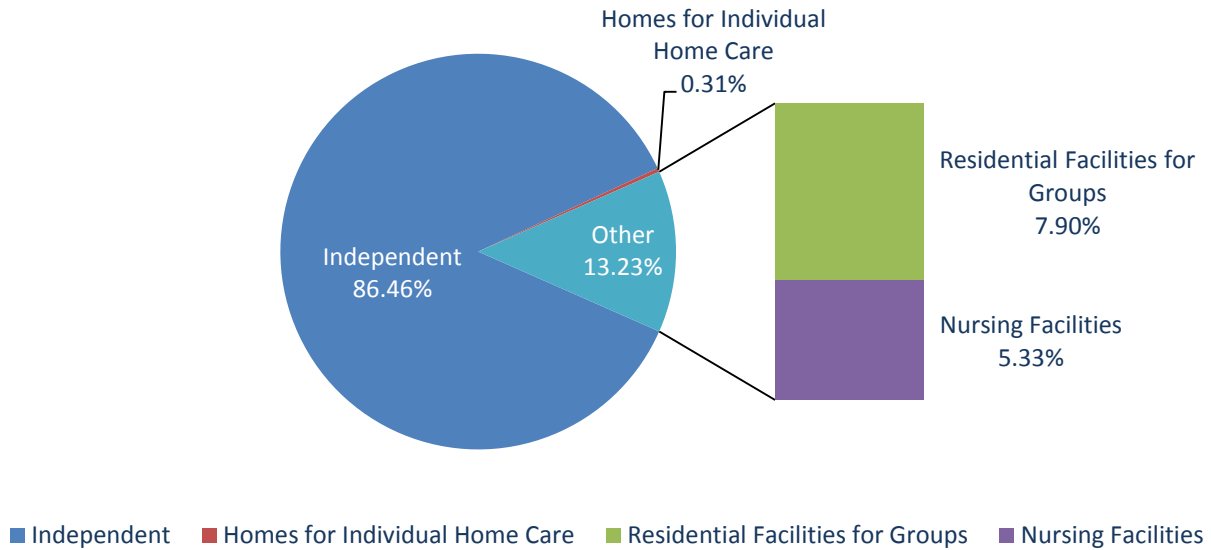


Aging & Disability Services Elderly Abuse

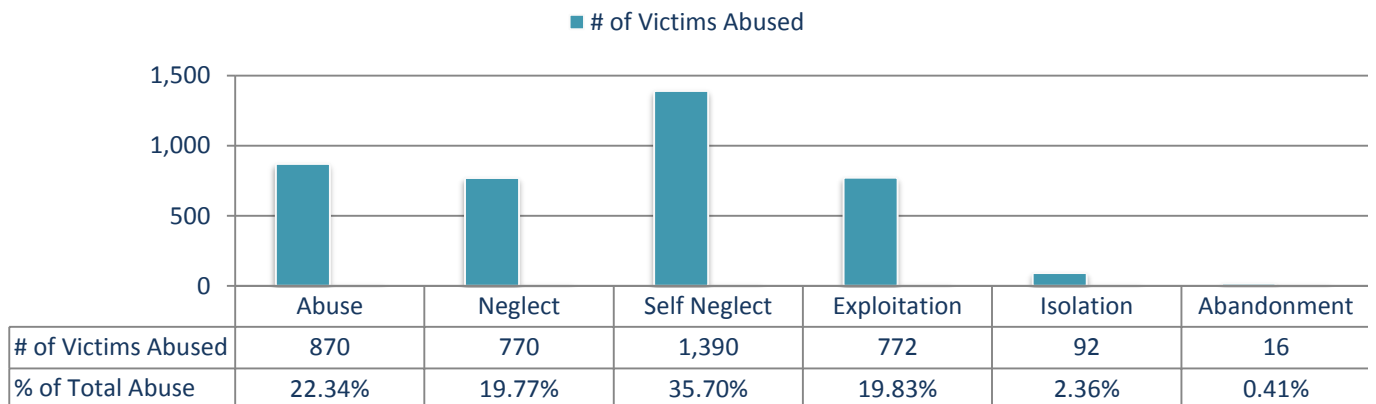
Victim's Residence Type, Type of Abuse, and Relationship to Offender

Substantiated & Unsubstantiated Data

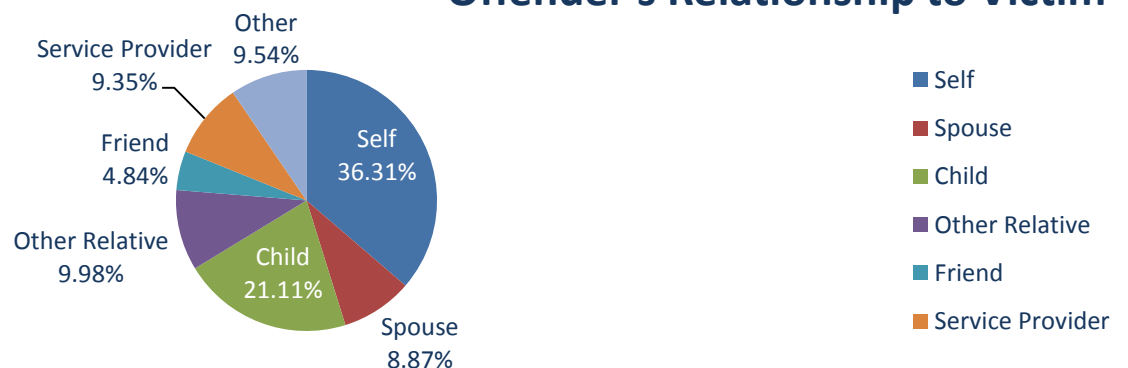
Victim's Residence Type



Type of Abuse to Victim



Offender's Relationship to Victim



THIS PAGE WAS LEFT INTENTIONALLY BLANK



Arrest Data



About Arrest Data

Primarily a gauge of law enforcement's response to crime, arrest counts also provides definitive data concerning the age, sex, race and ethnicity of perpetrators. Arrest practices, policies and enforcement emphases vary from place to place and even within a community from time to time. While the practices for certain unlawful conduct such as drunkenness, disorderly conduct, vagrancy and related violations may differ among agencies, those for robbery, burglary and other serious crime arrests are more likely to be uniform and consistent throughout all jurisdictions. The UCR Program procedures require that an arrest be counted on each separate occasion a person is taken into custody, summoned or cited. Annual arrest figures do not measure the number of individuals arrested since one person may be arrested several times during the year for the same or different offenses. For UCR purposes, a juvenile is counted as "arrested" when the circumstances are such that if he or she were an adult an arrest would result, but in fact, there may not have been a formal charge.

Note that the FBI Uniform Crime Reporting program recently expanded their Race and Ethnicity definitions. Nevada law enforcement agencies have begun to collect this expanded data; however, it is still incomplete. Therefore, the total number of persons arrested will not match the total number of Races and Ethnicities reported.





2016 Arrest Statistics

One Arrest occurs every 4 minutes, 5 seconds

| Arrests | Offenses | % of Total Arrests | % Change from 2015 | Arrest Rate / 1,000 Pop |
|--------------|----------------|--------------------|--------------------|-------------------------|
| Juvenile | 11,597 | 9.02% | 17.51% | 3.94 |
| Adult | 116,979 | 90.98% | 10.10% | 39.79 |
| Total | 128,576 | 100% | 10.73% | 43.73 |

*The total arrests cleared may not match the arrested data by gender, race, and ethnicity due to limitations in the way the data are collected and reported.

| Most Probable Age for Juvenile Arrestees | Gender | Age | Number | Total Reported | % of Total |
|--|--------|-------|--------|----------------|------------|
| Index Crimes | Male | 17 | 470 | 2449 | 19.19% |
| Other Offenses | Male | 13-14 | 332 | 1919 | 17.30% |
| Prostitution and Commercialized Vice | Female | 17 | 40 | 112 | 35.71% |
| Drug Abuse Violations | Male | 17 | 252 | 829 | 30.40% |
| Miscellaneous Offenses | Male | 17 | 560 | 2475 | 22.63% |
| Human Trafficking | Female | 15 | 1 | 1 | 100.00% |

| Most Probable Age for Adults 18 - 24 years of age Arrestees | Gender | Age | Number | Total Reported | % of Total |
|---|--------|-----|--------|----------------|------------|
| Index Crimes | Male | 22 | 498 | 4285 | 11.62% |
| Other Offenses | Male | 23 | 547 | 4430 | 12.35% |
| Prostitution and Commercialized Vice | Female | 22 | 241 | 1407 | 17.13% |
| Drug Abuse Violations | Male | 24 | 469 | 3881 | 12.08% |
| Gambling | Male | 20 | 10 | 27 | 37.04% |
| Miscellaneous Offenses | Male | 24 | 1723 | 14311 | 12.04% |

| Most Probable Age for Adults 25 - 59 years of age Arrestees | Gender | Age | Number | Total Reported | % of Total |
|---|--------|-------|--------|----------------|------------|
| Index Crimes | Male | 25-29 | 2203 | 11532 | 19.10% |
| Other Offenses | Male | 25-29 | 2699 | 14363 | 18.79% |
| Prostitution and Commercialized Vice | Female | 25-29 | 683 | 2011 | 33.96% |
| Drug Abuse Violations | Male | 25-29 | 2044 | 8820 | 23.17% |
| Miscellaneous Offenses | Male | 25-29 | 8343 | 48024 | 17.37% |
| Human Trafficking | Male | 25-29 | 9 | 25 | 36.00% |

| Most Probable Age for Adults 60+ years of age Arrestees | Gender | Age | Number | Total Reported | % of Total |
|---|--------|-------|--------|----------------|------------|
| Index Crimes | Male | 60-64 | 203 | 425 | 47.76% |
| Other Offenses | Male | 60-64 | 234 | 582 | 40.21% |
| Prostitution and Commercialized Vice | Male | 60-64 | 45 | 80 | 56.25% |
| Drug Abuse Violations | Male | 60-64 | 92 | 161 | 57.14% |
| Miscellaneous Offenses | Male | 60-64 | 1316 | 2591 | 50.79% |





Arrests by Age Range

5-yr Comparison: 2012 - 2016

Number of Persons Arrested by Age

| Juveniles | 2012 | 2013 | 2014 | 2015 | 2016 | 5-year Average |
|-----------|-------|-------|-------|-------|-------|----------------|
| 0-9 | 118 | 80 | 89 | 73 | 43 | 81 |
| 10-12 | 930 | 748 | 650 | 657 | 541 | 705 |
| 13-14 | 3,542 | 2,610 | 2,388 | 2,248 | 2,081 | 2,574 |
| 15 | 3,417 | 2,375 | 2,211 | 1,912 | 1,716 | 2,326 |
| 16 | 3,970 | 2,916 | 2,712 | 2,459 | 1,963 | 2,804 |
| 17 | 4,326 | 3,318 | 2,976 | 2,520 | 2,394 | 3,107 |

| | | | | | | |
|------------------------|---------------|---------------|---------------|--------------|--------------|---------------|
| Total Juveniles | 16,303 | 12,047 | 11,026 | 9,869 | 8,738 | 11,597 |
|------------------------|---------------|---------------|---------------|--------------|--------------|---------------|

| Adults | 2012 | 2013 | 2014 | 2015 | 2016 | 5-year Average |
|-------------|--------|--------|--------|--------|--------|----------------|
| 18 | 4,773 | 4,088 | 3,357 | 2,746 | 2,826 | 3,558 |
| 19 | 5,560 | 4,626 | 4,117 | 3,443 | 3,372 | 4,224 |
| 20 | 5,811 | 4,849 | 4,423 | 3,731 | 3,795 | 4,522 |
| 21 | 5,764 | 5,447 | 4,745 | 4,167 | 4,322 | 4,889 |
| 22 | 5,707 | 5,342 | 4,998 | 4,451 | 4,641 | 5,028 |
| 23 | 5,313 | 5,148 | 4,823 | 4,429 | 4,705 | 4,884 |
| 24 | 5,066 | 4,859 | 4,712 | 4,441 | 4,693 | 4,754 |
| 25-29 | 22,404 | 21,307 | 20,348 | 20,172 | 22,544 | 21,355 |
| 30-34 | 17,876 | 16,959 | 16,212 | 15,636 | 18,307 | 16,998 |
| 35-39 | 12,237 | 11,781 | 11,447 | 11,717 | 13,858 | 12,208 |
| 40-44 | 12,147 | 10,762 | 9,411 | 8,964 | 9,584 | 10,174 |
| 45-49 | 10,549 | 9,680 | 8,374 | 7,711 | 8,394 | 8,942 |
| 50-54 | 8,320 | 7,636 | 7,287 | 6,820 | 7,506 | 7,514 |
| 55-59 | 4,602 | 4,213 | 4,154 | 4,226 | 4,584 | 4,356 |
| 60-64 | 2,044 | 1,949 | 1,995 | 2,076 | 2,287 | 2,070 |
| 65 and over | 1,558 | 1,428 | 1,466 | 1,522 | 1,553 | 1,505 |

| | | | | | | |
|---------------------|----------------|----------------|----------------|----------------|----------------|----------------|
| Total Adults | 129,731 | 120,074 | 111,869 | 106,252 | 116,971 | 116,981 |
|---------------------|----------------|----------------|----------------|----------------|----------------|----------------|

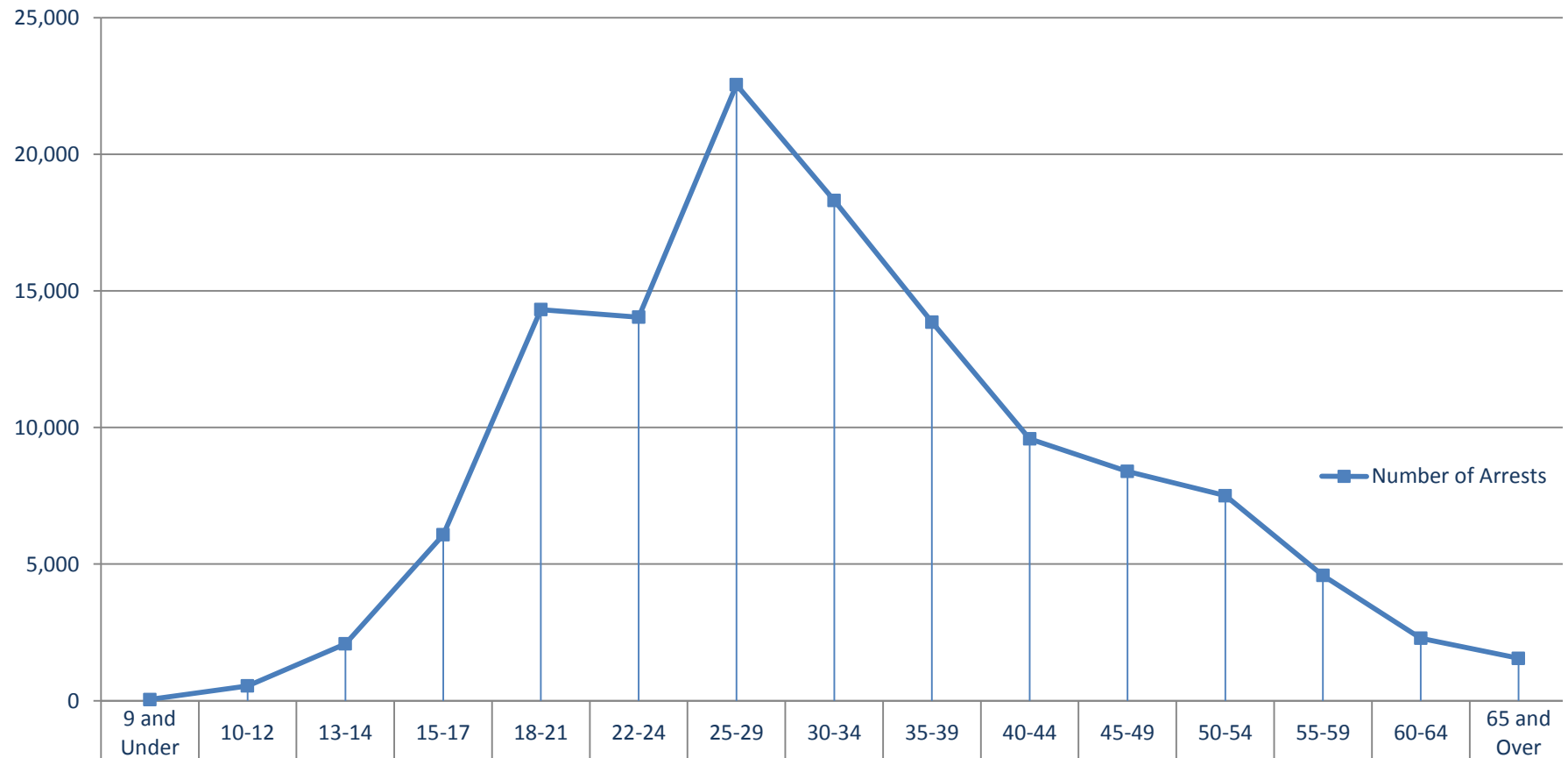
| | | | | | | |
|---------------------|----------------|----------------|----------------|----------------|----------------|----------------|
| Grand Totals | 146.034 | 132.121 | 122.895 | 116.121 | 125.709 | 128.578 |
|---------------------|----------------|----------------|----------------|----------------|----------------|----------------|





2016 Arrests in Nevada

By Age Range



| | | | | | | | | | | | | | | | |
|-------------------|-------|-------|-------|-------|--------|--------|--------|--------|--------|-------|-------|-------|-------|-------|-------|
| Number of Arrests | 43 | 541 | 2,081 | 6,073 | 14,315 | 14,039 | 22,544 | 18,307 | 13,858 | 9,584 | 8,394 | 7,506 | 4,584 | 2,287 | 1,553 |
| % of Arrests | 0.03% | 0.43% | 1.66% | 4.83% | 11.39% | 11.17% | 17.93% | 14.56% | 11.02% | 7.62% | 6.68% | 5.97% | 3.65% | 1.82% | 1.24% |



Statewide Arrestees: Race & Ethnicity

Juvenile and Adult: By Agency and County





Table of Contents

Arrest Data: Race and Ethnicity

| | |
|--|-----|
| Statewide Totals: Juvenile Arrests | 323 |
| Carson County | 325 |
| Churchill County | 327 |
| Clark County | 333 |
| Douglas County | 351 |
| Elko County | 353 |
| Esmeralda County | 363 |
| Eureka County | 365 |
| Humboldt County | 367 |
| Lander County | 375 |
| Lincoln County | 377 |
| Lyon County | 379 |
| Mineral County | 385 |
| Nye County | 387 |
| Pershing County | 389 |
| Storey County | 395 |
| Washoe County | 397 |
| White Pine County | 411 |
| Statewide Agencies | 413 |
| Statewide Totals: Adult Arrests | 427 |
| Carson County | 429 |
| Churchill County | 431 |
| Clark County | 437 |
| Douglas County | 455 |
| Elko County | 457 |
| Esmeralda County | 467 |
| Eureka County | 469 |
| Humboldt County | 471 |
| Lander County | 479 |
| Lincoln County | 481 |
| Lyon County | 483 |
| Mineral County | 489 |
| Nye County | 491 |
| Pershing County | 493 |
| Storey County | 499 |
| Washoe County | 501 |
| White Pine County | 515 |
| Statewide Agencies | 517 |



Statewide Juvenile Arrestees: Race & Ethnicity

By Agency and County

2016 Statewide Totals - Juvenile
By Race and Ethnicity

| Index Crimes: | White | Black | American Indian or Alaskan Native | Asian | Native Hawaiian or Other Pacific Islander | Hispanic or Latino | Not Hispanic or Latino |
|--|--------------|--------------|--|--------------|--|-------------------------------|---------------------------------------|
| Murder and Nonnegligent Manslaughter | 2 | 1 | 1 | 1 | 0 | 0 | 5 |
| Manslaughter by Negligence | 0 | 0 | 0 | 0 | 0 | 0 | 0 |
| Rape | 38 | 12 | 0 | 1 | 1 | 11 | 39 |
| Robbery | 138 | 229 | 1 | 2 | 1 | 75 | 289 |
| Aggravated Assault (Return A - 4a-d) | 401 | 207 | 5 | 5 | 4 | 102 | 518 |
| Burglary - Breaking or Entering | 139 | 117 | 4 | 2 | 1 | 50 | 202 |
| Larceny - Theft (Except Motor Vehicle Theft) | 654 | 288 | 15 | 26 | 3 | 175 | 732 |
| Motor Vehicle Theft | 88 | 43 | 2 | 2 | 1 | 27 | 107 |
| Arson | 12 | 0 | 0 | 0 | 0 | 4 | 8 |
| Total Index Crimes Violations: | 1,472 | 897 | 28 | 39 | 11 | 444 | 1,900 |

| Other Offenses: | White | Black | American Indian or Alaskan Native | Asian | Native Hawaiian or Other Pacific Islander | Hispanic or Latino | Not Hispanic or Latino |
|--|--------------|--------------|--|--------------|--|-------------------------------|---------------------------------------|
| Other Assaults (Return A - 4e) | 938 | 467 | 8 | 20 | 5 | 346 | 1,018 |
| Forgery and Counterfeiting | 9 | 1 | 0 | 0 | 0 | 1 | 9 |
| Fraud | 21 | 13 | 0 | 0 | 1 | 3 | 31 |
| Embezzlement | 3 | 0 | 0 | 0 | 0 | 1 | 2 |
| Stolen Property; Buying, Receiving, Possessing | 70 | 68 | 1 | 4 | 0 | 34 | 101 |
| Vandalism | 214 | 56 | 3 | 3 | 1 | 83 | 183 |
| Weapons; Carrying, Possessing, etc. | 104 | 54 | 0 | 6 | 2 | 58 | 103 |
| Total Other Offense Violations: | 1,359 | 659 | 12 | 33 | 9 | 526 | 1,447 |

| Prostitution and Commercialized Vice: | White | Black | American Indian or Alaskan Native | Asian | Native Hawaiian or Other Pacific Islander | Hispanic or Latino | Not Hispanic or Latino |
|---|--------------|--------------|--|--------------|--|-------------------------------|---------------------------------------|
| Prostitution | 17 | 51 | 0 | 0 | 2 | 9 | 61 |
| Assisting or Promoting Prostitution | 0 | 0 | 0 | 0 | 0 | 0 | 0 |
| Purchasing Prostitution | 0 | 0 | 0 | 0 | 0 | 0 | 0 |
| Sex Offenses (Except Forcible Rape and Prostitution) | 36 | 6 | 0 | 0 | 0 | 13 | 26 |
| Total Prostitution & Commercialized Vice Violations: | 53 | 57 | 0 | 0 | 2 | 22 | 87 |

2016 Statewide Totals - Juvenile
By Race and Ethnicity

| Drug Abuse Violations: | White | Black | American Indian or Alaskan Native | Asian | Native Hawaiian or Other Pacific Islander | Hispanic or Latino | Not Hispanic or Latino |
|---|--------------|--------------|--|--------------|--|-------------------------------|---------------------------------------|
| Sale/Manufacturing: | | | | | | | |
| Opium or Cocaine and Their Derivatives (Morphine, Heroin, Codeine) | 5 | 3 | 0 | 0 | 0 | 5 | 4 |
| Marijuana | 67 | 18 | 0 | 2 | 0 | 33 | 54 |
| Synthetic Narcotics - Manufactured Narcotics Which Can Cause TrueDrug Addiction Demerol, Methadones) | 3 | 4 | 0 | 0 | 0 | 2 | 5 |
| Other - Dangerous Nonnarcotic Drugs (Barbiturates, Benezdrine) | 13 | 0 | 0 | 0 | 0 | 9 | 4 |
| Possession: | | | | | | | |
| Opium or Cocaine and Their Derivatives (Morphine, Heroin, Codeine) | 4 | 2 | 0 | 0 | 0 | 1 | 5 |
| Marijuana | 447 | 155 | 11 | 5 | 9 | 193 | 416 |
| Synthetic Narcotics - Manufactured Narcotics Which Can Cause TrueDrug Addiction (Demerol, Methadones) | 23 | 5 | 0 | 2 | 0 | 7 | 23 |
| Other - Dangerous Nonnarcotic Drugs (Barbiturates, Benezdrine) | 42 | 6 | 0 | 0 | 0 | 26 | 21 |
| Total Drug Abuse Violations: | 604 | 193 | 11 | 9 | 9 | 276 | 532 |

| Gambling: | White | Black | American Indian or Alaskan Native | Asian | Native Hawaiian or Other Pacific Islander | Hispanic or Latino | Not Hispanic or Latino |
|-----------------------------------|--------------|--------------|--|--------------|--|-------------------------------|---------------------------------------|
| Bookmaking (Horse and Sport Book) | 0 | 0 | 0 | 0 | 0 | 0 | 0 |
| Numbers and Lottery | 0 | 0 | 0 | 0 | 0 | 0 | 0 |
| All Other Gambling | 2 | 0 | 0 | 0 | 0 | 0 | 2 |
| Total Gambling Violations: | 2 | 0 | 0 | 0 | 0 | 0 | 2 |

| Miscellaneous: | White | Black | American Indian or Alaskan Native | Asian | Native Hawaiian or Other Pacific Islander | Hispanic or Latino | Not Hispanic or Latino |
|--|--------------|--------------|--|--------------|--|-------------------------------|---------------------------------------|
| Offenses Against the Family and Children | 27 | 0 | 2 | 0 | 0 | 7 | 21 |
| Driving Under the Influence | 55 | 2 | 0 | 0 | 0 | 17 | 40 |
| Liquor Laws | 457 | 47 | 9 | 5 | 2 | 128 | 382 |
| Drunkenness | 6 | 0 | 0 | 0 | 0 | 1 | 5 |
| Disorderly Conduct | 106 | 56 | 1 | 3 | 1 | 43 | 122 |
| Vagrancy | 4 | 3 | 0 | 1 | 0 | 1 | 7 |
| All Other Offenses (Except Traffic) | 1,119 | 507 | 30 | 20 | 6 | 362 | 1,263 |
| Suspicion | 5 | 0 | 0 | 0 | 0 | 1 | 4 |
| Total Miscellaneous Violations: | 1,779 | 615 | 42 | 29 | 9 | 560 | 1,844 |

| Human Trafficking: | White | Black | American Indian or Alaskan Native | Asian | Native Hawaiian or Other Pacific Islander | Hispanic or Latino | Not Hispanic or Latino |
|--|--------------|--------------|--|--------------|--|-------------------------------|---------------------------------------|
| Human Trafficking/ Commercial Sex Acts | 1 | 0 | 0 | 0 | 0 | 1 | 0 |
| Human Trafficking/ Involuntary Servitude | 0 | 0 | 0 | 0 | 0 | 0 | 0 |
| Total Human Trafficking Violations: | 1 | 0 | 0 | 0 | 0 | 1 | 0 |

2016 Carson County Arrests - Juvenile
By Race and Ethnicity

| Index Crimes: | White | Black | American Indian or Alaskan Native | Asian | Native Hawaiian or Other Pacific Islander | Hispanic or Latino | Not Hispanic or Latino |
|--|--------------|--------------|--|--------------|--|-------------------------------|---------------------------------------|
| Murder and Nonnegligent Manslaughter | 0 | 0 | 0 | 0 | 0 | 0 | 0 |
| Manslaughter by Negligence | 0 | 0 | 0 | 0 | 0 | 0 | 0 |
| Rape | 0 | 0 | 0 | 0 | 0 | 0 | 0 |
| Robbery | 0 | 0 | 0 | 0 | 0 | 0 | 0 |
| Aggravated Assault (Return A - 4a-d) | 48 | 1 | 1 | 0 | 0 | 0 | 50 |
| Burglary - Breaking or Entering | 2 | 0 | 0 | 0 | 0 | 0 | 2 |
| Larceny - Theft (Except Motor Vehicle Theft) | 99 | 1 | 2 | 0 | 0 | 5 | 97 |
| Motor Vehicle Theft | 2 | 0 | 0 | 0 | 0 | 0 | 2 |
| Arson | 0 | 0 | 0 | 0 | 0 | 0 | 0 |
| Total Index Crimes Violations: | 151 | 2 | 3 | 0 | 0 | 5 | 151 |

| Other Offenses: | White | Black | American Indian or Alaskan Native | Asian | Native Hawaiian or Other Pacific Islander | Hispanic or Latino | Not Hispanic or Latino |
|--|--------------|--------------|--|--------------|--|-------------------------------|---------------------------------------|
| Other Assaults (Return A - 4e) | 0 | 0 | 0 | 0 | 0 | 0 | 0 |
| Forgery and Counterfeiting | 0 | 0 | 0 | 0 | 0 | 0 | 0 |
| Fraud | 2 | 0 | 0 | 0 | 0 | 0 | 2 |
| Embezzlement | 0 | 0 | 0 | 0 | 0 | 0 | 0 |
| Stolen Property; Buying, Receiving, Possessing | 1 | 0 | 0 | 0 | 0 | 0 | 1 |
| Vandalism | 5 | 0 | 0 | 0 | 0 | 0 | 5 |
| Weapons; Carrying, Possessing, etc. | 1 | 0 | 0 | 0 | 0 | 0 | 1 |
| Total Other Offense Violations: | 9 | 0 | 0 | 0 | 0 | 0 | 9 |

| Prostitution and Commercialized Vice: | White | Black | American Indian or Alaskan Native | Asian | Native Hawaiian or Other Pacific Islander | Hispanic or Latino | Not Hispanic or Latino |
|---|--------------|--------------|--|--------------|--|-------------------------------|---------------------------------------|
| Prostitution | 0 | 0 | 0 | 0 | 0 | 0 | 0 |
| Assisting or Promoting Prostitution | 0 | 0 | 0 | 0 | 0 | 0 | 0 |
| Purchasing Prostitution | 0 | 0 | 0 | 0 | 0 | 0 | 0 |
| Sex Offenses (Except Forcible Rape and Prostitution) | 2 | 0 | 0 | 0 | 0 | 0 | 2 |
| Total Prostitution & Commercialized Vice Violations: | 2 | 0 | 0 | 0 | 0 | 0 | 2 |

2016 Carson County Arrests - Juvenile
By Race and Ethnicity

| Drug Abuse Violations: | White | Black | American Indian or Alaskan Native | Asian | Native Hawaiian or Other Pacific Islander | Hispanic or Latino | Not Hispanic or Latino |
|---|--------------|--------------|--|--------------|--|-------------------------------|---------------------------------------|
| Sale/Manufacturing: | | | | | | | |
| Opium or Cocaine and Their Derivatives (Morphine, Heroin, Codeine) | 0 | 0 | 0 | 0 | 0 | 0 | 0 |
| Marijuana | 0 | 0 | 0 | 0 | 0 | 0 | 0 |
| Synthetic Narcotics - Manufactured Narcotics Which Can Cause TrueDrug Addiction Demerol, Methadones) | 0 | 0 | 0 | 0 | 0 | 0 | 0 |
| Other - Dangerous Nonnarcotic Drugs (Barbiturates, Benzedrine) | 0 | 0 | 0 | 0 | 0 | 0 | 0 |
| Possession: | | | | | | | |
| Opium or Cocaine and Their Derivatives (Morphine, Heroin, Codeine) | 0 | 0 | 0 | 0 | 0 | 0 | 0 |
| Marijuana | 13 | 1 | 1 | 0 | 0 | 1 | 14 |
| Synthetic Narcotics - Manufactured Narcotics Which Can Cause TrueDrug Addiction (Demerol, Methadones) | 2 | 0 | 0 | 0 | 0 | 0 | 2 |
| Other - Dangerous Nonnarcotic Drugs (Barbiturates, Benzedrine) | 0 | 0 | 0 | 0 | 0 | 0 | 0 |
| Total Drug Abuse Violations: | 15 | 1 | 1 | 0 | 0 | 1 | 16 |

| Gambling: | White | Black | American Indian or Alaskan Native | Asian | Native Hawaiian or Other Pacific Islander | Hispanic or Latino | Not Hispanic or Latino |
|-----------------------------------|--------------|--------------|--|--------------|--|-------------------------------|---------------------------------------|
| Bookmaking (Horse and Sport Book) | 0 | 0 | 0 | 0 | 0 | 0 | 0 |
| Numbers and Lottery | 0 | 0 | 0 | 0 | 0 | 0 | 0 |
| All Other Gambling | 0 | 0 | 0 | 0 | 0 | 0 | 0 |
| Total Gambling Violations: | 0 | 0 | 0 | 0 | 0 | 0 | 0 |

| Miscellaneous: | White | Black | American Indian or Alaskan Native | Asian | Native Hawaiian or Other Pacific Islander | Hispanic or Latino | Not Hispanic or Latino |
|--|--------------|--------------|--|--------------|--|-------------------------------|---------------------------------------|
| Offenses Against the Family and Children | 0 | 0 | 0 | 0 | 0 | 0 | 0 |
| Driving Under the Influence | 2 | 0 | 0 | 0 | 0 | 0 | 2 |
| Liquor Laws | 44 | 1 | 0 | 0 | 0 | 3 | 42 |
| Drunkenness | 0 | 0 | 0 | 0 | 0 | 0 | 0 |
| Disorderly Conduct | 5 | 1 | 0 | 0 | 0 | 0 | 6 |
| Vagrancy | 0 | 0 | 0 | 0 | 0 | 0 | 0 |
| All Other Offenses (Except Traffic) | 109 | 2 | 4 | 2 | 0 | 7 | 110 |
| Suspicion | 0 | 0 | 0 | 0 | 0 | 0 | 0 |
| Total Miscellaneous Violations: | 160 | 4 | 4 | 2 | 0 | 10 | 160 |

| Human Trafficking: | White | Black | American Indian or Alaskan Native | Asian | Native Hawaiian or Other Pacific Islander | Hispanic or Latino | Not Hispanic or Latino |
|--|--------------|--------------|--|--------------|--|-------------------------------|---------------------------------------|
| Human Trafficking/ Commercial Sex Acts | 0 | 0 | 0 | 0 | 0 | 0 | 0 |
| Human Trafficking/ Involuntary Servitude | 0 | 0 | 0 | 0 | 0 | 0 | 0 |
| Total Human Trafficking Violations: | 0 | 0 | 0 | 0 | 0 | 0 | 0 |

2016 Churchill County - Juvenile
By Race and Ethnicity

| Index Crimes: | White | Black | American Indian or Alaskan Native | Asian | Native Hawaiian or Other Pacific Islander | Hispanic or Latino | Not Hispanic or Latino |
|--|--------------|--------------|--|--------------|--|-------------------------------|---------------------------------------|
| Murder and Nonnegligent Manslaughter | 0 | 0 | 0 | 0 | 0 | 0 | 0 |
| Manslaughter by Negligence | 0 | 0 | 0 | 0 | 0 | 0 | 0 |
| Rape | 0 | 0 | 0 | 0 | 0 | 0 | 0 |
| Robbery | 0 | 0 | 0 | 0 | 0 | 0 | 0 |
| Aggravated Assault (Return A - 4a-d) | 1 | 0 | 0 | 0 | 0 | 0 | 1 |
| Burglary - Breaking or Entering | 3 | 0 | 0 | 0 | 0 | 0 | 3 |
| Larceny - Theft (Except Motor Vehicle Theft) | 7 | 0 | 1 | 0 | 0 | 0 | 8 |
| Motor Vehicle Theft | 0 | 0 | 1 | 0 | 0 | 0 | 1 |
| Arson | 1 | 0 | 0 | 0 | 0 | 0 | 1 |
| Total Index Crimes Violations: | 12 | 0 | 2 | 0 | 0 | 0 | 14 |

| Other Offenses: | White | Black | American Indian or Alaskan Native | Asian | Native Hawaiian or Other Pacific Islander | Hispanic or Latino | Not Hispanic or Latino |
|--|--------------|--------------|--|--------------|--|-------------------------------|---------------------------------------|
| Other Assaults (Return A - 4e) | 9 | 0 | 1 | 0 | 0 | 3 | 6 |
| Forgery and Counterfeiting | 0 | 0 | 0 | 0 | 0 | 0 | 0 |
| Fraud | 0 | 0 | 0 | 0 | 0 | 0 | 0 |
| Embezzlement | 0 | 0 | 0 | 0 | 0 | 0 | 0 |
| Stolen Property; Buying, Receiving, Possessing | 0 | 0 | 0 | 0 | 0 | 0 | 0 |
| Vandalism | 6 | 0 | 0 | 0 | 0 | 1 | 5 |
| Weapons; Carrying, Possessing, etc. | 3 | 0 | 0 | 0 | 0 | 1 | 2 |
| Total Other Offense Violations: | 18 | 0 | 1 | 0 | 0 | 5 | 13 |

| Prostitution and Commercialized Vice: | White | Black | American Indian or Alaskan Native | Asian | Native Hawaiian or Other Pacific Islander | Hispanic or Latino | Not Hispanic or Latino |
|---|--------------|--------------|--|--------------|--|-------------------------------|---------------------------------------|
| Prostitution | 0 | 0 | 0 | 0 | 0 | 0 | 0 |
| Assisting or Promoting Prostitution | 0 | 0 | 0 | 0 | 0 | 0 | 0 |
| Purchasing Prostitution | 0 | 0 | 0 | 0 | 0 | 0 | 0 |
| Sex Offenses (Except Forcible Rape and Prostitution) | 0 | 0 | 0 | 0 | 0 | 0 | 0 |
| Total Prostitution & Commercialized Vice Violations: | 0 | 0 | 0 | 0 | 0 | 0 | 0 |

2016 Churchill County - Juvenile
By Race and Ethnicity

| Drug Abuse Violations: | White | Black | American Indian or Alaskan Native | Asian | Native Hawaiian or Other Pacific Islander | Hispanic or Latino | Not Hispanic or Latino |
|---|--------------|--------------|--|--------------|--|-------------------------------|---------------------------------------|
| Sale/Manufacturing: | | | | | | | |
| Opium or Cocaine and Their Derivatives (Morphine, Heroin, Codeine) | 0 | 0 | 0 | 0 | 0 | 0 | 0 |
| Marijuana | 0 | 0 | 0 | 0 | 0 | 0 | 0 |
| Synthetic Narcotics - Manufactured Narcotics Which Can Cause TrueDrug Addiction Demerol, Methadones) | 0 | 0 | 0 | 0 | 0 | 0 | 0 |
| Other - Dangerous Nonnarcotic Drugs (Barbiturates, Benzadrine) | 0 | 0 | 0 | 0 | 0 | 0 | 0 |
| Possession: | | | | | | | |
| Opium or Cocaine and Their Derivatives (Morphine, Heroin, Codeine) | 0 | 0 | 0 | 0 | 0 | 0 | 0 |
| Marijuana | 6 | 0 | 0 | 1 | 0 | 0 | 7 |
| Synthetic Narcotics - Manufactured Narcotics Which Can Cause TrueDrug Addiction (Demerol, Methadones) | 0 | 0 | 0 | 0 | 0 | 0 | 0 |
| Other - Dangerous Nonnarcotic Drugs (Barbiturates, Benzadrine) | 2 | 0 | 0 | 0 | 0 | 0 | 2 |
| Total Drug Abuse Violations: | 8 | 0 | 0 | 1 | 0 | 0 | 9 |

| Gambling: | White | Black | American Indian or Alaskan Native | Asian | Native Hawaiian or Other Pacific Islander | Hispanic or Latino | Not Hispanic or Latino |
|-----------------------------------|--------------|--------------|--|--------------|--|-------------------------------|---------------------------------------|
| Bookmaking (Horse and Sport Book) | 0 | 0 | 0 | 0 | 0 | 0 | 0 |
| Numbers and Lottery | 0 | 0 | 0 | 0 | 0 | 0 | 0 |
| All Other Gambling | 0 | 0 | 0 | 0 | 0 | 0 | 0 |
| Total Gambling Violations: | 0 | 0 | 0 | 0 | 0 | 0 | 0 |

| Miscellaneous: | White | Black | American Indian or Alaskan Native | Asian | Native Hawaiian or Other Pacific Islander | Hispanic or Latino | Not Hispanic or Latino |
|--|--------------|--------------|--|--------------|--|-------------------------------|---------------------------------------|
| Offenses Against the Family and Children | 0 | 0 | 0 | 0 | 0 | 0 | 0 |
| Driving Under the Influence | 2 | 0 | 0 | 0 | 0 | 0 | 2 |
| Liquor Laws | 18 | 0 | 3 | 0 | 0 | 1 | 20 |
| Drunkenness | 0 | 0 | 0 | 0 | 0 | 0 | 0 |
| Disorderly Conduct | 0 | 0 | 0 | 0 | 0 | 0 | 0 |
| Vagrancy | 0 | 0 | 0 | 0 | 0 | 0 | 0 |
| All Other Offenses (Except Traffic) | 73 | 1 | 4 | 0 | 0 | 21 | 57 |
| Suspicion | 2 | 0 | 0 | 0 | 0 | 0 | 2 |
| Total Miscellaneous Violations: | 95 | 1 | 7 | 0 | 0 | 22 | 81 |

| Human Trafficking: | White | Black | American Indian or Alaskan Native | Asian | Native Hawaiian or Other Pacific Islander | Hispanic or Latino | Not Hispanic or Latino |
|--|--------------|--------------|--|--------------|--|-------------------------------|---------------------------------------|
| Human Trafficking/ Commercial Sex Acts | 0 | 0 | 0 | 0 | 0 | 0 | 0 |
| Human Trafficking/ Involuntary Servitude | 0 | 0 | 0 | 0 | 0 | 0 | 0 |
| Total Human Trafficking Violations: | 0 | 0 | 0 | 0 | 0 | 0 | 0 |

2016 Churchill County SO Arrests - Juvenile
By Race and Ethnicity

| Index Crimes: | White | Black | American Indian or Alaskan Native | Asian | Native Hawaiian or Other Pacific Islander | Hispanic or Latino | Not Hispanic or Latino |
|--|--------------|--------------|--|--------------|--|-------------------------------|---------------------------------------|
| Murder and Nonnegligent Manslaughter | 0 | 0 | 0 | 0 | 0 | 0 | 0 |
| Manslaughter by Negligence | 0 | 0 | 0 | 0 | 0 | 0 | 0 |
| Rape | 0 | 0 | 0 | 0 | 0 | 0 | 0 |
| Robbery | 0 | 0 | 0 | 0 | 0 | 0 | 0 |
| Aggravated Assault (Return A - 4a-d) | 0 | 0 | 0 | 0 | 0 | 0 | 0 |
| Burglary - Breaking or Entering | 3 | 0 | 0 | 0 | 0 | 0 | 3 |
| Larceny - Theft (Except Motor Vehicle Theft) | 2 | 0 | 0 | 0 | 0 | 0 | 2 |
| Motor Vehicle Theft | 0 | 0 | 1 | 0 | 0 | 0 | 1 |
| Arson | 1 | 0 | 0 | 0 | 0 | 0 | 1 |
| Total Index Crimes Violations: | 6 | 0 | 1 | 0 | 0 | 0 | 7 |

| Other Offenses: | White | Black | American Indian or Alaskan Native | Asian | Native Hawaiian or Other Pacific Islander | Hispanic or Latino | Not Hispanic or Latino |
|--|--------------|--------------|--|--------------|--|-------------------------------|---------------------------------------|
| Other Assaults (Return A - 4e) | 6 | 0 | 0 | 0 | 0 | 3 | 3 |
| Forgery and Counterfeiting | 0 | 0 | 0 | 0 | 0 | 0 | 0 |
| Fraud | 0 | 0 | 0 | 0 | 0 | 0 | 0 |
| Embezzlement | 0 | 0 | 0 | 0 | 0 | 0 | 0 |
| Stolen Property; Buying, Receiving, Possessing | 0 | 0 | 0 | 0 | 0 | 0 | 0 |
| Vandalism | 6 | 0 | 0 | 0 | 0 | 1 | 5 |
| Weapons; Carrying, Possessing, etc. | 3 | 0 | 0 | 0 | 0 | 1 | 2 |
| Total Other Offense Violations: | 15 | 0 | 0 | 0 | 0 | 5 | 10 |

| Prostitution and Commercialized Vice: | White | Black | American Indian or Alaskan Native | Asian | Native Hawaiian or Other Pacific Islander | Hispanic or Latino | Not Hispanic or Latino |
|---|--------------|--------------|--|--------------|--|-------------------------------|---------------------------------------|
| Prostitution | 0 | 0 | 0 | 0 | 0 | 0 | 0 |
| Assisting or Promoting Prostitution | 0 | 0 | 0 | 0 | 0 | 0 | 0 |
| Purchasing Prostitution | 0 | 0 | 0 | 0 | 0 | 0 | 0 |
| Sex Offenses (Except Forcible Rape and Prostitution) | 0 | 0 | 0 | 0 | 0 | 0 | 0 |
| Total Prostitution & Commercialized Vice Violations: | 0 | 0 | 0 | 0 | 0 | 0 | 0 |

2016 Churchill County SO Arrests - Juvenile
By Race and Ethnicity

| Drug Abuse Violations: | White | Black | American Indian or Alaskan Native | Asian | Native Hawaiian or Other Pacific Islander | Hispanic or Latino | Not Hispanic or Latino |
|---|--------------|--------------|--|--------------|--|-------------------------------|---------------------------------------|
| Sale/Manufacturing: | | | | | | | |
| Opium or Cocaine and Their Derivatives (Morphine, Heroin, Codeine) | 0 | 0 | 0 | 0 | 0 | 0 | 0 |
| Marijuana | 0 | 0 | 0 | 0 | 0 | 0 | 0 |
| Synthetic Narcotics - Manufactured Narcotics Which Can Cause TrueDrug Addiction Demerol, Methadones) | 0 | 0 | 0 | 0 | 0 | 0 | 0 |
| Other - Dangerous Nonnarcotic Drugs (Barbiturates, Benzedrine) | 0 | 0 | 0 | 0 | 0 | 0 | 0 |
| Possession: | | | | | | | |
| Opium or Cocaine and Their Derivatives (Morphine, Heroin, Codeine) | 0 | 0 | 0 | 0 | 0 | 0 | 0 |
| Marijuana | 3 | 0 | 0 | 1 | 0 | 0 | 4 |
| Synthetic Narcotics - Manufactured Narcotics Which Can Cause TrueDrug Addiction (Demerol, Methadones) | 0 | 0 | 0 | 0 | 0 | 0 | 0 |
| Other - Dangerous Nonnarcotic Drugs (Barbiturates, Benzedrine) | 0 | 0 | 0 | 0 | 0 | 0 | 0 |
| Total Drug Abuse Violations: | 3 | 0 | 0 | 1 | 0 | 0 | 4 |

| Gambling: | White | Black | American Indian or Alaskan Native | Asian | Native Hawaiian or Other Pacific Islander | Hispanic or Latino | Not Hispanic or Latino |
|-----------------------------------|--------------|--------------|--|--------------|--|-------------------------------|---------------------------------------|
| Bookmaking (Horse and Sport Book) | 0 | 0 | 0 | 0 | 0 | 0 | 0 |
| Numbers and Lottery | 0 | 0 | 0 | 0 | 0 | 0 | 0 |
| All Other Gambling | 0 | 0 | 0 | 0 | 0 | 0 | 0 |
| Total Gambling Violations: | 0 | 0 | 0 | 0 | 0 | 0 | 0 |

| Miscellaneous: | White | Black | American Indian or Alaskan Native | Asian | Native Hawaiian or Other Pacific Islander | Hispanic or Latino | Not Hispanic or Latino |
|--|--------------|--------------|--|--------------|--|-------------------------------|---------------------------------------|
| Offenses Against the Family and Children | 0 | 0 | 0 | 0 | 0 | 0 | 0 |
| Driving Under the Influence | 0 | 0 | 0 | 0 | 0 | 0 | 0 |
| Liquor Laws | 17 | 0 | 0 | 0 | 0 | 1 | 16 |
| Drunkenness | 0 | 0 | 0 | 0 | 0 | 0 | 0 |
| Disorderly Conduct | 0 | 0 | 0 | 0 | 0 | 0 | 0 |
| Vagrancy | 0 | 0 | 0 | 0 | 0 | 0 | 0 |
| All Other Offenses (Except Traffic) | 73 | 1 | 4 | 0 | 0 | 21 | 57 |
| Suspicion | 2 | 0 | 0 | 0 | 0 | 0 | 2 |
| Total Miscellaneous Violations: | 92 | 1 | 4 | 0 | 0 | 22 | 75 |

| Human Trafficking: | White | Black | American Indian or Alaskan Native | Asian | Native Hawaiian or Other Pacific Islander | Hispanic or Latino | Not Hispanic or Latino |
|--|--------------|--------------|--|--------------|--|-------------------------------|---------------------------------------|
| Human Trafficking/ Commercial Sex Acts | 0 | 0 | 0 | 0 | 0 | 0 | 0 |
| Human Trafficking/ Involuntary Servitude | 0 | 0 | 0 | 0 | 0 | 0 | 0 |
| Total Human Trafficking Violations: | 0 | 0 | 0 | 0 | 0 | 0 | 0 |

2016 Fallon PD Arrests - Juvenile
By Race and Ethnicity

| Index Crimes: | White | Black | American Indian or Alaskan Native | Asian | Native Hawaiian or Other Pacific Islander | Hispanic or Latino | Not Hispanic or Latino |
|--|--------------|--------------|--|--------------|--|-------------------------------|---------------------------------------|
| Murder and Nonnegligent Manslaughter | 0 | 0 | 0 | 0 | 0 | 0 | 0 |
| Manslaughter by Negligence | 0 | 0 | 0 | 0 | 0 | 0 | 0 |
| Rape | 0 | 0 | 0 | 0 | 0 | 0 | 0 |
| Robbery | 0 | 0 | 0 | 0 | 0 | 0 | 0 |
| Aggravated Assault (Return A - 4a-d) | 1 | 0 | 0 | 0 | 0 | 0 | 1 |
| Burglary - Breaking or Entering | 0 | 0 | 0 | 0 | 0 | 0 | 0 |
| Larceny - Theft (Except Motor Vehicle Theft) | 5 | 0 | 1 | 0 | 0 | 0 | 6 |
| Motor Vehicle Theft | 0 | 0 | 0 | 0 | 0 | 0 | 0 |
| Arson | 0 | 0 | 0 | 0 | 0 | 0 | 0 |
| Total Index Crimes Violations: | 6 | 0 | 1 | 0 | 0 | 0 | 7 |

| Other Offenses: | White | Black | American Indian or Alaskan Native | Asian | Native Hawaiian or Other Pacific Islander | Hispanic or Latino | Not Hispanic or Latino |
|--|--------------|--------------|--|--------------|--|-------------------------------|---------------------------------------|
| Other Assaults (Return A - 4e) | 3 | 0 | 1 | 0 | 0 | 0 | 3 |
| Forgery and Counterfeiting | 0 | 0 | 0 | 0 | 0 | 0 | 0 |
| Fraud | 0 | 0 | 0 | 0 | 0 | 0 | 0 |
| Embezzlement | 0 | 0 | 0 | 0 | 0 | 0 | 0 |
| Stolen Property; Buying, Receiving, Possessing | 0 | 0 | 0 | 0 | 0 | 0 | 0 |
| Vandalism | 0 | 0 | 0 | 0 | 0 | 0 | 0 |
| Weapons; Carrying, Possessing, etc. | 0 | 0 | 0 | 0 | 0 | 0 | 0 |
| Total Other Offense Violations: | 3 | 0 | 1 | 0 | 0 | 0 | 3 |

| Prostitution and Commercialized Vice: | White | Black | American Indian or Alaskan Native | Asian | Native Hawaiian or Other Pacific Islander | Hispanic or Latino | Not Hispanic or Latino |
|---|--------------|--------------|--|--------------|--|-------------------------------|---------------------------------------|
| Prostitution | 0 | 0 | 0 | 0 | 0 | 0 | 0 |
| Assisting or Promoting Prostitution | 0 | 0 | 0 | 0 | 0 | 0 | 0 |
| Purchasing Prostitution | 0 | 0 | 0 | 0 | 0 | 0 | 0 |
| Sex Offenses (Except Forcible Rape and Prostitution) | 0 | 0 | 0 | 0 | 0 | 0 | 0 |
| Total Prostitution & Commercialized Vice Violations: | 0 | 0 | 0 | 0 | 0 | 0 | 0 |

2016 Fallon PD Arrests - Juvenile
By Race and Ethnicity

| Drug Abuse Violations: | White | Black | American Indian or Alaskan Native | Asian | Native Hawaiian or Other Pacific Islander | Hispanic or Latino | Not Hispanic or Latino |
|---|----------|----------|--|----------|---|-----------------------|------------------------------|
| Sale/Manufacturing: | | | | | | | |
| Opium or Cocaine and Their Derivatives (Morphine, Heroin, Codeine) | 0 | 0 | 0 | 0 | 0 | 0 | 0 |
| Marijuana | 0 | 0 | 0 | 0 | 0 | 0 | 0 |
| Synthetic Narcotics - Manufactured Narcotics Which Can Cause TrueDrug Addiction Demerol, Methadones) | 0 | 0 | 0 | 0 | 0 | 0 | 0 |
| Other - Dangerous Nonnarcotic Drugs (Barbiturates, Benzedrine) | 0 | 0 | 0 | 0 | 0 | 0 | 0 |
| Possession: | | | | | | | |
| Opium or Cocaine and Their Derivatives (Morphine, Heroin, Codeine) | 0 | 0 | 0 | 0 | 0 | 0 | 0 |
| Marijuana | 3 | 0 | 0 | 0 | 0 | 0 | 3 |
| Synthetic Narcotics - Manufactured Narcotics Which Can Cause TrueDrug Addiction (Demerol, Methadones) | 0 | 0 | 0 | 0 | 0 | 0 | 0 |
| Other - Dangerous Nonnarcotic Drugs (Barbiturates, Benzedrine) | 2 | 0 | 0 | 0 | 0 | 0 | 2 |
| Total Drug Abuse Violations: | 5 | 0 | 0 | 0 | 0 | 0 | 5 |

| Gambling: | White | Black | American Indian or Alaskan Native | Asian | Native Hawaiian or Other Pacific Islander | Hispanic or Latino | Not Hispanic or Latino |
|-----------------------------------|----------|----------|--|----------|---|-----------------------|------------------------------|
| Bookmaking (Horse and Sport Book) | 0 | 0 | 0 | 0 | 0 | 0 | 0 |
| Numbers and Lottery | 0 | 0 | 0 | 0 | 0 | 0 | 0 |
| All Other Gambling | 0 | 0 | 0 | 0 | 0 | 0 | 0 |
| Total Gambling Violations: | 0 | 0 | 0 | 0 | 0 | 0 | 0 |

| Miscellaneous: | White | Black | American Indian or Alaskan Native | Asian | Native Hawaiian or Other Pacific Islander | Hispanic or Latino | Not Hispanic or Latino |
|--|----------|----------|--|----------|---|-----------------------|------------------------------|
| Offenses Against the Family and Children | 0 | 0 | 0 | 0 | 0 | 0 | 0 |
| Driving Under the Influence | 2 | 0 | 0 | 0 | 0 | 0 | 2 |
| Liquor Laws | 1 | 0 | 3 | 0 | 0 | 0 | 4 |
| Drunkenness | 0 | 0 | 0 | 0 | 0 | 0 | 0 |
| Disorderly Conduct | 0 | 0 | 0 | 0 | 0 | 0 | 0 |
| Vagrancy | 0 | 0 | 0 | 0 | 0 | 0 | 0 |
| All Other Offenses (Except Traffic) | 0 | 0 | 0 | 0 | 0 | 0 | 0 |
| Suspicion | 0 | 0 | 0 | 0 | 0 | 0 | 0 |
| Total Miscellaneous Violations: | 3 | 0 | 3 | 0 | 0 | 0 | 6 |

| Human Trafficking: | White | Black | American Indian or Alaskan Native | Asian | Native Hawaiian or Other Pacific Islander | Hispanic or Latino | Not Hispanic or Latino |
|--|----------|----------|--|----------|---|-----------------------|------------------------------|
| Human Trafficking/ Commercial Sex Acts | 0 | 0 | 0 | 0 | 0 | 0 | 0 |
| Human Trafficking/ Involuntary Servitude | 0 | 0 | 0 | 0 | 0 | 0 | 0 |
| Total Human Trafficking Violations: | 0 | 0 | 0 | 0 | 0 | 0 | 0 |

2016 Clark County - Juvenile
By Race and Ethnicity

| Index Crimes: | White | Black | American Indian or Alaskan Native | Asian | Native Hawaiian or Other Pacific Islander | Hispanic or Latino | Not Hispanic or Latino |
|--|--------------|--------------|--|--------------|--|-------------------------------|---------------------------------------|
| Murder and Nonnegligent Manslaughter | 2 | 1 | 0 | 1 | 0 | 0 | 4 |
| Manslaughter by Negligence | 0 | 0 | 0 | 0 | 0 | 0 | 0 |
| Rape | 26 | 10 | 0 | 1 | 1 | 11 | 25 |
| Robbery | 123 | 226 | 0 | 2 | 1 | 73 | 272 |
| Aggravated Assault (Return A - 4a-d) | 159 | 177 | 1 | 3 | 4 | 73 | 269 |
| Burglary - Breaking or Entering | 77 | 113 | 1 | 2 | 1 | 38 | 147 |
| Larceny - Theft (Except Motor Vehicle Theft) | 298 | 263 | 0 | 15 | 1 | 113 | 385 |
| Motor Vehicle Theft | 44 | 41 | 0 | 1 | 1 | 15 | 70 |
| Arson | 5 | 0 | 0 | 0 | 0 | 2 | 3 |
| Total Index Crimes Violations: | 734 | 831 | 2 | 25 | 9 | 325 | 1,175 |

| Other Offenses: | White | Black | American Indian or Alaskan Native | Asian | Native Hawaiian or Other Pacific Islander | Hispanic or Latino | Not Hispanic or Latino |
|--|--------------|--------------|--|--------------|--|-------------------------------|---------------------------------------|
| Other Assaults (Return A - 4e) | 651 | 418 | 1 | 18 | 5 | 258 | 763 |
| Forgery and Counterfeiting | 8 | 1 | 0 | 0 | 0 | 1 | 8 |
| Fraud | 8 | 11 | 0 | 0 | 0 | 1 | 16 |
| Embezzlement | 1 | 0 | 0 | 0 | 0 | 0 | 1 |
| Stolen Property; Buying, Receiving, Possessing | 54 | 61 | 1 | 4 | 0 | 28 | 84 |
| Vandalism | 111 | 46 | 2 | 1 | 0 | 61 | 88 |
| Weapons; Carrying, Possessing, etc. | 55 | 49 | 0 | 3 | 1 | 37 | 66 |
| Total Other Offense Violations: | 888 | 586 | 4 | 26 | 6 | 386 | 1,026 |

| Prostitution and Commercialized Vice: | White | Black | American Indian or Alaskan Native | Asian | Native Hawaiian or Other Pacific Islander | Hispanic or Latino | Not Hispanic or Latino |
|---|--------------|--------------|--|--------------|--|-------------------------------|---------------------------------------|
| Prostitution | 16 | 50 | 0 | 0 | 2 | 9 | 59 |
| Assisting or Promoting Prostitution | 0 | 0 | 0 | 0 | 0 | 0 | 0 |
| Purchasing Prostitution | 0 | 0 | 0 | 0 | 0 | 0 | 0 |
| Sex Offenses (Except Forcible Rape and Prostitution) | 17 | 4 | 0 | 0 | 0 | 7 | 11 |
| Total Prostitution & Commercialized Vice Violations: | 33 | 54 | 0 | 0 | 2 | 16 | 70 |

2016 Clark County - Juvenile
By Race and Ethnicity

| Drug Abuse Violations: | White | Black | American Indian or Alaskan Native | Asian | Native Hawaiian or Other Pacific Islander | Hispanic or Latino | Not Hispanic or Latino |
|---|--------------|--------------|--|--------------|--|-------------------------------|---------------------------------------|
| Sale/Manufacturing: | | | | | | | |
| Opium or Cocaine and Their Derivatives (Morphine, Heroin, Codeine) | 2 | 3 | 0 | 0 | 0 | 1 | 4 |
| Marijuana | 36 | 16 | 0 | 2 | 0 | 21 | 33 |
| Synthetic Narcotics - Manufactured Narcotics Which Can Cause TrueDrug Addiction Demerol, Methadones) | 1 | 4 | 0 | 0 | 0 | 0 | 5 |
| Other - Dangerous Nonnarcotic Drugs (Barbiturates, Benzedrine) | 11 | 0 | 0 | 0 | 0 | 8 | 3 |
| Possession: | | | | | | | |
| Opium or Cocaine and Their Derivatives (Morphine, Heroin, Codeine) | 4 | 2 | 0 | 0 | 0 | 1 | 5 |
| Marijuana | 193 | 129 | 0 | 2 | 3 | 96 | 223 |
| Synthetic Narcotics - Manufactured Narcotics Which Can Cause TrueDrug Addiction (Demerol, Methadones) | 5 | 3 | 0 | 1 | 0 | 2 | 7 |
| Other - Dangerous Nonnarcotic Drugs (Barbiturates, Benzedrine) | 32 | 6 | 0 | 0 | 0 | 24 | 13 |
| Total Drug Abuse Violations: | 284 | 163 | 0 | 5 | 3 | 153 | 293 |

| Gambling: | White | Black | American Indian or Alaskan Native | Asian | Native Hawaiian or Other Pacific Islander | Hispanic or Latino | Not Hispanic or Latino |
|-----------------------------------|--------------|--------------|--|--------------|--|-------------------------------|---------------------------------------|
| Bookmaking (Horse and Sport Book) | 0 | 0 | 0 | 0 | 0 | 0 | 0 |
| Numbers and Lottery | 0 | 0 | 0 | 0 | 0 | 0 | 0 |
| All Other Gambling | 2 | 0 | 0 | 0 | 0 | 0 | 2 |
| Total Gambling Violations: | 2 | 0 | 0 | 0 | 0 | 0 | 2 |

| Miscellaneous: | White | Black | American Indian or Alaskan Native | Asian | Native Hawaiian or Other Pacific Islander | Hispanic or Latino | Not Hispanic or Latino |
|--|--------------|--------------|--|--------------|--|-------------------------------|---------------------------------------|
| Offenses Against the Family and Children | 5 | 0 | 0 | 0 | 0 | 3 | 1 |
| Driving Under the Influence | 25 | 0 | 0 | 0 | 0 | 14 | 11 |
| Liquor Laws | 91 | 30 | 0 | 3 | 0 | 56 | 60 |
| Drunkenness | 0 | 0 | 0 | 0 | 0 | 0 | 0 |
| Disorderly Conduct | 30 | 40 | 0 | 3 | 1 | 21 | 52 |
| Vagrancy | 3 | 3 | 0 | 1 | 0 | 1 | 6 |
| All Other Offenses (Except Traffic) | 478 | 446 | 1 | 10 | 3 | 218 | 668 |
| Suspicion | 0 | 0 | 0 | 0 | 0 | 0 | 0 |
| Total Miscellaneous Violations: | 632 | 519 | 1 | 17 | 4 | 313 | 798 |

| Human Trafficking: | White | Black | American Indian or Alaskan Native | Asian | Native Hawaiian or Other Pacific Islander | Hispanic or Latino | Not Hispanic or Latino |
|--|--------------|--------------|--|--------------|--|-------------------------------|---------------------------------------|
| Human Trafficking/ Commercial Sex Acts | 0 | 0 | 0 | 0 | 0 | 0 | 0 |
| Human Trafficking/ Involuntary Servitude | 0 | 0 | 0 | 0 | 0 | 0 | 0 |
| Total Human Trafficking Violations: | 0 | 0 | 0 | 0 | 0 | 0 | 0 |

2016 Boulder City PD Arrests - Juvenile
By Race and Ethnicity

| Index Crimes: | White | Black | American Indian or Alaskan Native | Asian | Native Hawaiian or Other Pacific Islander | Hispanic or Latino | Not Hispanic or Latino |
|--|--------------|--------------|--|--------------|--|-------------------------------|---------------------------------------|
| Murder and Nonnegligent Manslaughter | 0 | 0 | 0 | 0 | 0 | 0 | 0 |
| Manslaughter by Negligence | 0 | 0 | 0 | 0 | 0 | 0 | 0 |
| Rape | 0 | 0 | 0 | 0 | 0 | 0 | 0 |
| Robbery | 0 | 0 | 0 | 0 | 0 | 0 | 0 |
| Aggravated Assault (Return A - 4a-d) | 0 | 0 | 0 | 0 | 0 | 0 | 0 |
| Burglary - Breaking or Entering | 0 | 0 | 0 | 0 | 0 | 0 | 0 |
| Larceny - Theft (Except Motor Vehicle Theft) | 3 | 0 | 0 | 0 | 0 | 1 | 2 |
| Motor Vehicle Theft | 1 | 0 | 0 | 0 | 0 | 0 | 1 |
| Arson | 0 | 0 | 0 | 0 | 0 | 0 | 0 |
| Total Index Crimes Violations: | 4 | 0 | 0 | 0 | 0 | 1 | 3 |

| Other Offenses: | White | Black | American Indian or Alaskan Native | Asian | Native Hawaiian or Other Pacific Islander | Hispanic or Latino | Not Hispanic or Latino |
|--|--------------|--------------|--|--------------|--|-------------------------------|---------------------------------------|
| Other Assaults (Return A - 4e) | 9 | 0 | 0 | 0 | 0 | 0 | 9 |
| Forgery and Counterfeiting | 0 | 0 | 0 | 0 | 0 | 0 | 0 |
| Fraud | 0 | 0 | 0 | 0 | 0 | 0 | 0 |
| Embezzlement | 0 | 0 | 0 | 0 | 0 | 0 | 0 |
| Stolen Property; Buying, Receiving, Possessing | 2 | 0 | 0 | 0 | 0 | 0 | 2 |
| Vandalism | 2 | 0 | 0 | 0 | 0 | 0 | 2 |
| Weapons; Carrying, Possessing, etc. | 0 | 0 | 0 | 0 | 0 | 0 | 0 |
| Total Other Offense Violations: | 13 | 0 | 0 | 0 | 0 | 0 | 13 |

| Prostitution and Commercialized Vice: | White | Black | American Indian or Alaskan Native | Asian | Native Hawaiian or Other Pacific Islander | Hispanic or Latino | Not Hispanic or Latino |
|---|--------------|--------------|--|--------------|--|-------------------------------|---------------------------------------|
| Prostitution | 0 | 0 | 0 | 0 | 0 | 0 | 0 |
| Assisting or Promoting Prostitution | 0 | 0 | 0 | 0 | 0 | 0 | 0 |
| Purchasing Prostitution | 0 | 0 | 0 | 0 | 0 | 0 | 0 |
| Sex Offenses (Except Forcible Rape and Prostitution) | 0 | 0 | 0 | 0 | 0 | 0 | 0 |
| Total Prostitution & Commercialized Vice Violations: | 0 | 0 | 0 | 0 | 0 | 0 | 0 |

2016 Boulder City PD Arrests - Juvenile
By Race and Ethnicity

| Drug Abuse Violations: | White | Black | American Indian or Alaskan Native | Asian | Native Hawaiian or Other Pacific Islander | Hispanic or Latino | Not Hispanic or Latino |
|---|--------------|--------------|--|--------------|--|-------------------------------|---------------------------------------|
| Sale/Manufacturing: | | | | | | | |
| Opium or Cocaine and Their Derivatives (Morphine, Heroin, Codeine) | 0 | 0 | 0 | 0 | 0 | 0 | 0 |
| Marijuana | 0 | 0 | 0 | 0 | 0 | 0 | 0 |
| Synthetic Narcotics - Manufactured Narcotics Which Can Cause TrueDrug Addiction Demerol, Methadones) | 0 | 0 | 0 | 0 | 0 | 0 | 0 |
| Other - Dangerous Nonnarcotic Drugs (Barbiturates, Benzedrine) | 0 | 0 | 0 | 0 | 0 | 0 | 0 |
| Possession: | | | | | | | |
| Opium or Cocaine and Their Derivatives (Morphine, Heroin, Codeine) | 0 | 0 | 0 | 0 | 0 | 0 | 0 |
| Marijuana | 4 | 0 | 0 | 0 | 0 | 1 | 3 |
| Synthetic Narcotics - Manufactured Narcotics Which Can Cause TrueDrug Addiction (Demerol, Methadones) | 0 | 0 | 0 | 0 | 0 | 0 | 0 |
| Other - Dangerous Nonnarcotic Drugs (Barbiturates, Benzedrine) | 0 | 0 | 0 | 0 | 0 | 0 | 0 |
| Total Drug Abuse Violations: | 4 | 0 | 0 | 0 | 0 | 1 | 3 |

| Gambling: | White | Black | American Indian or Alaskan Native | Asian | Native Hawaiian or Other Pacific Islander | Hispanic or Latino | Not Hispanic or Latino |
|-----------------------------------|--------------|--------------|--|--------------|--|-------------------------------|---------------------------------------|
| Bookmaking (Horse and Sport Book) | 0 | 0 | 0 | 0 | 0 | 0 | 0 |
| Numbers and Lottery | 0 | 0 | 0 | 0 | 0 | 0 | 0 |
| All Other Gambling | 0 | 0 | 0 | 0 | 0 | 0 | 0 |
| Total Gambling Violations: | 0 | 0 | 0 | 0 | 0 | 0 | 0 |

| Miscellaneous: | White | Black | American Indian or Alaskan Native | Asian | Native Hawaiian or Other Pacific Islander | Hispanic or Latino | Not Hispanic or Latino |
|--|--------------|--------------|--|--------------|--|-------------------------------|---------------------------------------|
| Offenses Against the Family and Children | 0 | 0 | 0 | 0 | 0 | 0 | 0 |
| Driving Under the Influence | 1 | 0 | 0 | 0 | 0 | 0 | 1 |
| Liquor Laws | 4 | 1 | 0 | 0 | 0 | 0 | 5 |
| Drunkenness | 0 | 0 | 0 | 0 | 0 | 0 | 0 |
| Disorderly Conduct | 2 | 0 | 0 | 0 | 0 | 0 | 2 |
| Vagrancy | 0 | 0 | 0 | 0 | 0 | 0 | 0 |
| All Other Offenses (Except Traffic) | 7 | 0 | 0 | 0 | 0 | 1 | 6 |
| Suspicion | 0 | 0 | 0 | 0 | 0 | 0 | 0 |
| Total Miscellaneous Violations: | 14 | 1 | 0 | 0 | 0 | 1 | 14 |

| Human Trafficking: | White | Black | American Indian or Alaskan Native | Asian | Native Hawaiian or Other Pacific Islander | Hispanic or Latino | Not Hispanic or Latino |
|--|--------------|--------------|--|--------------|--|-------------------------------|---------------------------------------|
| Human Trafficking/ Commercial Sex Acts | 0 | 0 | 0 | 0 | 0 | 0 | 0 |
| Human Trafficking/ Involuntary Servitude | 0 | 0 | 0 | 0 | 0 | 0 | 0 |
| Total Human Trafficking Violations: | 0 | 0 | 0 | 0 | 0 | 0 | 0 |

2016 Clark County School District PD Arrests - Juvenile
By Race and Ethnicity

| Index Crimes: | White | Black | American Indian or Alaskan Native | Asian | Native Hawaiian or Other Pacific Islander | Hispanic or Latino | Not Hispanic or Latino |
|--|--------------|--------------|--|--------------|--|-------------------------------|---------------------------------------|
| Murder and Nonnegligent Manslaughter | 0 | 0 | 0 | 0 | 0 | 0 | 0 |
| Manslaughter by Negligence | 0 | 0 | 0 | 0 | 0 | 0 | 0 |
| Rape | 0 | 0 | 0 | 0 | 0 | 0 | 0 |
| Robbery | 4 | 7 | 0 | 0 | 0 | 4 | 7 |
| Aggravated Assault (Return A - 4a-d) | 27 | 34 | 1 | 1 | 0 | 19 | 44 |
| Burglary - Breaking or Entering | 24 | 20 | 0 | 2 | 1 | 16 | 31 |
| Larceny - Theft (Except Motor Vehicle Theft) | 2 | 11 | 0 | 0 | 0 | 1 | 12 |
| Motor Vehicle Theft | 0 | 0 | 0 | 0 | 0 | 0 | 0 |
| Arson | 2 | 0 | 0 | 0 | 0 | 2 | 0 |
| Total Index Crimes Violations: | 59 | 72 | 1 | 3 | 1 | 42 | 94 |

| Other Offenses: | White | Black | American Indian or Alaskan Native | Asian | Native Hawaiian or Other Pacific Islander | Hispanic or Latino | Not Hispanic or Latino |
|--|--------------|--------------|--|--------------|--|-------------------------------|---------------------------------------|
| Other Assaults (Return A - 4e) | 25 | 45 | 1 | 4 | 0 | 16 | 59 |
| Forgery and Counterfeiting | 1 | 0 | 0 | 0 | 0 | 1 | 0 |
| Fraud | 0 | 0 | 0 | 0 | 0 | 0 | 0 |
| Embezzlement | 0 | 0 | 0 | 0 | 0 | 0 | 0 |
| Stolen Property; Buying, Receiving, Possessing | 0 | 2 | 0 | 0 | 0 | 0 | 2 |
| Vandalism | 6 | 2 | 0 | 0 | 0 | 5 | 3 |
| Weapons; Carrying, Possessing, etc. | 8 | 6 | 0 | 0 | 1 | 4 | 11 |
| Total Other Offense Violations: | 40 | 55 | 1 | 4 | 1 | 26 | 75 |

| Prostitution and Commercialized Vice: | White | Black | American Indian or Alaskan Native | Asian | Native Hawaiian or Other Pacific Islander | Hispanic or Latino | Not Hispanic or Latino |
|---|--------------|--------------|--|--------------|--|-------------------------------|---------------------------------------|
| Prostitution | 0 | 0 | 0 | 0 | 0 | 0 | 0 |
| Assisting or Promoting Prostitution | 0 | 0 | 0 | 0 | 0 | 0 | 0 |
| Purchasing Prostitution | 0 | 0 | 0 | 0 | 0 | 0 | 0 |
| Sex Offenses (Except Forcible Rape and Prostitution) | 0 | 0 | 0 | 0 | 0 | 0 | 0 |
| Total Prostitution & Commercialized Vice Violations: | 0 | 0 | 0 | 0 | 0 | 0 | 0 |

2016 Clark County School District PD Arrests - Juvenile
By Race and Ethnicity

| Drug Abuse Violations: | White | Black | American Indian or Alaskan Native | Asian | Native Hawaiian or Other Pacific Islander | Hispanic or Latino | Not Hispanic or Latino |
|---|--------------|--------------|--|--------------|--|-------------------------------|---------------------------------------|
| Sale/Manufacturing: | | | | | | | |
| Opium or Cocaine and Their Derivatives (Morphine, Heroin, Codeine) | 0 | 0 | 0 | 0 | 0 | 0 | 0 |
| Marijuana | 13 | 6 | 0 | 1 | 0 | 11 | 9 |
| Synthetic Narcotics - Manufactured Narcotics Which Can Cause TrueDrug Addiction Demerol, Methadones) | 0 | 0 | 0 | 0 | 0 | 0 | 0 |
| Other - Dangerous Nonnarcotic Drugs (Barbiturates, Benzedrine) | 7 | 0 | 0 | 0 | 0 | 6 | 1 |
| Possession: | | | | | | | |
| Opium or Cocaine and Their Derivatives (Morphine, Heroin, Codeine) | 1 | 1 | 0 | 0 | 0 | 0 | 2 |
| Marijuana | 11 | 13 | 0 | 0 | 0 | 10 | 14 |
| Synthetic Narcotics - Manufactured Narcotics Which Can Cause TrueDrug Addiction (Demerol, Methadones) | 1 | 1 | 0 | 1 | 0 | 1 | 2 |
| Other - Dangerous Nonnarcotic Drugs (Barbiturates, Benzedrine) | 5 | 1 | 0 | 0 | 0 | 2 | 4 |
| Total Drug Abuse Violations: | 38 | 22 | 0 | 2 | 0 | 30 | 32 |

| Gambling: | White | Black | American Indian or Alaskan Native | Asian | Native Hawaiian or Other Pacific Islander | Hispanic or Latino | Not Hispanic or Latino |
|-----------------------------------|--------------|--------------|--|--------------|--|-------------------------------|---------------------------------------|
| Bookmaking (Horse and Sport Book) | 0 | 0 | 0 | 0 | 0 | 0 | 0 |
| Numbers and Lottery | 0 | 0 | 0 | 0 | 0 | 0 | 0 |
| All Other Gambling | 0 | 0 | 0 | 0 | 0 | 0 | 0 |
| Total Gambling Violations: | 0 | 0 | 0 | 0 | 0 | 0 | 0 |

| Miscellaneous: | White | Black | American Indian or Alaskan Native | Asian | Native Hawaiian or Other Pacific Islander | Hispanic or Latino | Not Hispanic or Latino |
|--|--------------|--------------|--|--------------|--|-------------------------------|---------------------------------------|
| Offenses Against the Family and Children | 0 | 0 | 0 | 0 | 0 | 0 | 0 |
| Driving Under the Influence | 0 | 0 | 0 | 0 | 0 | 0 | 0 |
| Liquor Laws | 2 | 0 | 0 | 1 | 0 | 2 | 1 |
| Drunkenness | 0 | 0 | 0 | 0 | 0 | 0 | 0 |
| Disorderly Conduct | 15 | 25 | 0 | 1 | 1 | 10 | 32 |
| Vagrancy | 0 | 0 | 0 | 0 | 0 | 0 | 0 |
| All Other Offenses (Except Traffic) | 22 | 17 | 0 | 1 | 0 | 18 | 22 |
| Suspicion | 0 | 0 | 0 | 0 | 0 | 0 | 0 |
| Total Miscellaneous Violations: | 39 | 42 | 0 | 3 | 1 | 30 | 55 |

| Human Trafficking: | White | Black | American Indian or Alaskan Native | Asian | Native Hawaiian or Other Pacific Islander | Hispanic or Latino | Not Hispanic or Latino |
|--|--------------|--------------|--|--------------|--|-------------------------------|---------------------------------------|
| Human Trafficking/ Commercial Sex Acts | 0 | 0 | 0 | 0 | 0 | 0 | 0 |
| Human Trafficking/ Involuntary Servitude | 0 | 0 | 0 | 0 | 0 | 0 | 0 |
| Total Human Trafficking Violations: | 0 | 0 | 0 | 0 | 0 | 0 | 0 |

2016 College of Southern Nevada PD Arrests - Juvenile
By Race and Ethnicity

| Index Crimes: | White | Black | American Indian or Alaskan Native | Asian | Native Hawaiian or Other Pacific Islander | Hispanic or Latino | Not Hispanic or Latino |
|--|--------------|--------------|--|--------------|--|-------------------------------|---------------------------------------|
| Murder and Nonnegligent Manslaughter | 0 | 0 | 0 | 0 | 0 | 0 | 0 |
| Manslaughter by Negligence | 0 | 0 | 0 | 0 | 0 | 0 | 0 |
| Rape | 0 | 0 | 0 | 0 | 0 | 0 | 0 |
| Robbery | 0 | 0 | 0 | 0 | 0 | 0 | 0 |
| Aggravated Assault (Return A - 4a-d) | 0 | 0 | 0 | 0 | 0 | 0 | 0 |
| Burglary - Breaking or Entering | 0 | 0 | 0 | 0 | 0 | 0 | 0 |
| Larceny - Theft (Except Motor Vehicle Theft) | 0 | 0 | 0 | 0 | 0 | 0 | 0 |
| Motor Vehicle Theft | 1 | 0 | 0 | 1 | 0 | 1 | 1 |
| Arson | 0 | 0 | 0 | 0 | 0 | 0 | 0 |
| Total Index Crimes Violations: | 1 | 0 | 0 | 1 | 0 | 1 | 1 |

| Other Offenses: | White | Black | American Indian or Alaskan Native | Asian | Native Hawaiian or Other Pacific Islander | Hispanic or Latino | Not Hispanic or Latino |
|--|--------------|--------------|--|--------------|--|-------------------------------|---------------------------------------|
| Other Assaults (Return A - 4e) | 0 | 0 | 0 | 0 | 0 | 0 | 0 |
| Forgery and Counterfeiting | 0 | 0 | 0 | 0 | 0 | 0 | 0 |
| Fraud | 0 | 0 | 0 | 0 | 0 | 0 | 0 |
| Embezzlement | 0 | 0 | 0 | 0 | 0 | 0 | 0 |
| Stolen Property; Buying, Receiving, Possessing | 0 | 0 | 0 | 0 | 0 | 0 | 0 |
| Vandalism | 0 | 0 | 0 | 0 | 0 | 0 | 0 |
| Weapons; Carrying, Possessing, etc. | 0 | 0 | 0 | 0 | 0 | 0 | 0 |
| Total Other Offense Violations: | 0 | 0 | 0 | 0 | 0 | 0 | 0 |

| Prostitution and Commercialized Vice: | White | Black | American Indian or Alaskan Native | Asian | Native Hawaiian or Other Pacific Islander | Hispanic or Latino | Not Hispanic or Latino |
|---|--------------|--------------|--|--------------|--|-------------------------------|---------------------------------------|
| Prostitution | 0 | 0 | 0 | 0 | 0 | 0 | 0 |
| Assisting or Promoting Prostitution | 0 | 0 | 0 | 0 | 0 | 0 | 0 |
| Purchasing Prostitution | 0 | 0 | 0 | 0 | 0 | 0 | 0 |
| Sex Offenses (Except Forcible Rape and Prostitution) | 0 | 0 | 0 | 0 | 0 | 0 | 0 |
| Total Prostitution & Commercialized Vice Violations: | 0 | 0 | 0 | 0 | 0 | 0 | 0 |

2016 College of Southern Nevada PD Arrests - Juvenile
By Race and Ethnicity

| Drug Abuse Violations: | White | Black | American Indian or Alaskan Native | Asian | Native Hawaiian or Other Pacific Islander | Hispanic or Latino | Not Hispanic or Latino |
|---|--------------|--------------|--|--------------|--|-------------------------------|---------------------------------------|
| Sale/Manufacturing: | | | | | | | |
| Opium or Cocaine and Their Derivatives (Morphine, Heroin, Codeine) | 0 | 0 | 0 | 0 | 0 | 0 | 0 |
| Marijuana | 0 | 0 | 0 | 0 | 0 | 0 | 0 |
| Synthetic Narcotics - Manufactured Narcotics Which Can Cause TrueDrug Addiction Demerol, Methadones) | 0 | 0 | 0 | 0 | 0 | 0 | 0 |
| Other - Dangerous Nonnarcotic Drugs (Barbiturates, Benzedrine) | 0 | 0 | 0 | 0 | 0 | 0 | 0 |
| Possession: | | | | | | | |
| Opium or Cocaine and Their Derivatives (Morphine, Heroin, Codeine) | 0 | 0 | 0 | 0 | 0 | 0 | 0 |
| Marijuana | 2 | 0 | 0 | 0 | 0 | 2 | 0 |
| Synthetic Narcotics - Manufactured Narcotics Which Can Cause TrueDrug Addiction (Demerol, Methadones) | 0 | 0 | 0 | 0 | 0 | 0 | 0 |
| Other - Dangerous Nonnarcotic Drugs (Barbiturates, Benzedrine) | 0 | 0 | 0 | 0 | 0 | 0 | 0 |
| Total Drug Abuse Violations: | 2 | 0 | 0 | 0 | 0 | 2 | 0 |

| Gambling: | White | Black | American Indian or Alaskan Native | Asian | Native Hawaiian or Other Pacific Islander | Hispanic or Latino | Not Hispanic or Latino |
|-----------------------------------|--------------|--------------|--|--------------|--|-------------------------------|---------------------------------------|
| Bookmaking (Horse and Sport Book) | 0 | 0 | 0 | 0 | 0 | 0 | 0 |
| Numbers and Lottery | 0 | 0 | 0 | 0 | 0 | 0 | 0 |
| All Other Gambling | 0 | 0 | 0 | 0 | 0 | 0 | 0 |
| Total Gambling Violations: | 0 | 0 | 0 | 0 | 0 | 0 | 0 |

| Miscellaneous: | White | Black | American Indian or Alaskan Native | Asian | Native Hawaiian or Other Pacific Islander | Hispanic or Latino | Not Hispanic or Latino |
|--|--------------|--------------|--|--------------|--|-------------------------------|---------------------------------------|
| Offenses Against the Family and Children | 0 | 0 | 0 | 0 | 0 | 0 | 0 |
| Driving Under the Influence | 0 | 0 | 0 | 0 | 0 | 0 | 0 |
| Liquor Laws | 0 | 0 | 0 | 0 | 0 | 0 | 0 |
| Drunkenness | 0 | 0 | 0 | 0 | 0 | 0 | 0 |
| Disorderly Conduct | 0 | 0 | 0 | 0 | 0 | 0 | 0 |
| Vagrancy | 0 | 0 | 0 | 0 | 0 | 0 | 0 |
| All Other Offenses (Except Traffic) | 0 | 0 | 0 | 0 | 0 | 0 | 0 |
| Suspicion | 0 | 0 | 0 | 0 | 0 | 0 | 0 |
| Total Miscellaneous Violations: | 0 | 0 | 0 | 0 | 0 | 0 | 0 |

| Human Trafficking: | White | Black | American Indian or Alaskan Native | Asian | Native Hawaiian or Other Pacific Islander | Hispanic or Latino | Not Hispanic or Latino |
|--|--------------|--------------|--|--------------|--|-------------------------------|---------------------------------------|
| Human Trafficking/ Commercial Sex Acts | 0 | 0 | 0 | 0 | 0 | 0 | 0 |
| Human Trafficking/ Involuntary Servitude | 0 | 0 | 0 | 0 | 0 | 0 | 0 |
| Total Human Trafficking Violations: | 0 | 0 | 0 | 0 | 0 | 0 | 0 |

2016 Henderson PD Arrests - Juvenile
By Race and Ethnicity

| Index Crimes: | White | Black | American Indian or Alaskan Native | Asian | Native Hawaiian or Other Pacific Islander | Hispanic or Latino | Not Hispanic or Latino |
|--|--------------|--------------|--|--------------|--|-------------------------------|---------------------------------------|
| Murder and Nonnegligent Manslaughter | 0 | 0 | 0 | 0 | 0 | 0 | 0 |
| Manslaughter by Negligence | 0 | 0 | 0 | 0 | 0 | 0 | 0 |
| Rape | 3 | 0 | 0 | 0 | 0 | 0 | 1 |
| Robbery | 11 | 11 | 0 | 1 | 0 | 5 | 11 |
| Aggravated Assault (Return A - 4a-d) | 10 | 1 | 0 | 1 | 0 | 5 | 5 |
| Burglary - Breaking or Entering | 13 | 14 | 0 | 0 | 0 | 3 | 15 |
| Larceny - Theft (Except Motor Vehicle Theft) | 122 | 43 | 0 | 4 | 0 | 35 | 55 |
| Motor Vehicle Theft | 6 | 2 | 0 | 0 | 1 | 1 | 6 |
| Arson | 0 | 0 | 0 | 0 | 0 | 0 | 0 |
| Total Index Crimes Violations: | 165 | 71 | 0 | 6 | 1 | 49 | 93 |

| Other Offenses: | White | Black | American Indian or Alaskan Native | Asian | Native Hawaiian or Other Pacific Islander | Hispanic or Latino | Not Hispanic or Latino |
|--|--------------|--------------|--|--------------|--|-------------------------------|---------------------------------------|
| Other Assaults (Return A - 4e) | 162 | 57 | 0 | 6 | 1 | 38 | 116 |
| Forgery and Counterfeiting | 0 | 0 | 0 | 0 | 0 | 0 | 0 |
| Fraud | 1 | 4 | 0 | 0 | 0 | 0 | 3 |
| Embezzlement | 0 | 0 | 0 | 0 | 0 | 0 | 0 |
| Stolen Property; Buying, Receiving, Possessing | 5 | 8 | 1 | 2 | 0 | 3 | 5 |
| Vandalism | 18 | 4 | 0 | 0 | 0 | 4 | 7 |
| Weapons; Carrying, Possessing, etc. | 4 | 5 | 0 | 1 | 0 | 1 | 4 |
| Total Other Offense Violations: | 190 | 78 | 1 | 9 | 1 | 46 | 135 |

| Prostitution and Commercialized Vice: | White | Black | American Indian or Alaskan Native | Asian | Native Hawaiian or Other Pacific Islander | Hispanic or Latino | Not Hispanic or Latino |
|---|--------------|--------------|--|--------------|--|-------------------------------|---------------------------------------|
| Prostitution | 0 | 0 | 0 | 0 | 0 | 0 | 0 |
| Assisting or Promoting Prostitution | 0 | 0 | 0 | 0 | 0 | 0 | 0 |
| Purchasing Prostitution | 0 | 0 | 0 | 0 | 0 | 0 | 0 |
| Sex Offenses (Except Forcible Rape and Prostitution) | 4 | 0 | 0 | 0 | 0 | 0 | 1 |
| Total Prostitution & Commercialized Vice Violations: | 4 | 0 | 0 | 0 | 0 | 0 | 1 |

2016 Henderson PD Arrests - Juvenile
By Race and Ethnicity

| Drug Abuse Violations: | White | Black | American Indian or Alaskan Native | Asian | Native Hawaiian or Other Pacific Islander | Hispanic or Latino | Not Hispanic or Latino |
|---|--------------|--------------|--|--------------|--|-------------------------------|---------------------------------------|
| Sale/Manufacturing: | | | | | | | |
| Opium or Cocaine and Their Derivatives (Morphine, Heroin, Codeine) | 0 | 0 | 0 | 0 | 0 | 0 | 0 |
| Marijuana | 0 | 0 | 0 | 0 | 0 | 0 | 0 |
| Synthetic Narcotics - Manufactured Narcotics Which Can Cause TrueDrug Addiction Demerol, Methadones) | 0 | 0 | 0 | 0 | 0 | 0 | 0 |
| Other - Dangerous Nonnarcotic Drugs (Barbiturates, Benzedrine) | 0 | 0 | 0 | 0 | 0 | 0 | 0 |
| Possession: | | | | | | | |
| Opium or Cocaine and Their Derivatives (Morphine, Heroin, Codeine) | 0 | 0 | 0 | 0 | 0 | 0 | 0 |
| Marijuana | 41 | 4 | 0 | 0 | 1 | 9 | 29 |
| Synthetic Narcotics - Manufactured Narcotics Which Can Cause TrueDrug Addiction (Demerol, Methadones) | 0 | 0 | 0 | 0 | 0 | 0 | 0 |
| Other - Dangerous Nonnarcotic Drugs (Barbiturates, Benzedrine) | 3 | 1 | 0 | 0 | 0 | 1 | 2 |
| Total Drug Abuse Violations: | 44 | 5 | 0 | 0 | 1 | 10 | 31 |

| Gambling: | White | Black | American Indian or Alaskan Native | Asian | Native Hawaiian or Other Pacific Islander | Hispanic or Latino | Not Hispanic or Latino |
|-----------------------------------|--------------|--------------|--|--------------|--|-------------------------------|---------------------------------------|
| Bookmaking (Horse and Sport Book) | 0 | 0 | 0 | 0 | 0 | 0 | 0 |
| Numbers and Lottery | 0 | 0 | 0 | 0 | 0 | 0 | 0 |
| All Other Gambling | 0 | 0 | 0 | 0 | 0 | 0 | 0 |
| Total Gambling Violations: | 0 | 0 | 0 | 0 | 0 | 0 | 0 |

| Miscellaneous: | White | Black | American Indian or Alaskan Native | Asian | Native Hawaiian or Other Pacific Islander | Hispanic or Latino | Not Hispanic or Latino |
|--|--------------|--------------|--|--------------|--|-------------------------------|---------------------------------------|
| Offenses Against the Family and Children | 3 | 0 | 0 | 0 | 0 | 1 | 1 |
| Driving Under the Influence | 1 | 0 | 0 | 0 | 0 | 0 | 1 |
| Liquor Laws | 16 | 6 | 0 | 0 | 0 | 8 | 6 |
| Drunkenness | 0 | 0 | 0 | 0 | 0 | 0 | 0 |
| Disorderly Conduct | 2 | 1 | 0 | 0 | 0 | 1 | 1 |
| Vagrancy | 0 | 0 | 0 | 0 | 0 | 0 | 0 |
| All Other Offenses (Except Traffic) | 105 | 44 | 1 | 4 | 0 | 18 | 84 |
| Suspicion | 0 | 0 | 0 | 0 | 0 | 0 | 0 |
| Total Miscellaneous Violations: | 127 | 51 | 1 | 4 | 0 | 28 | 93 |

| Human Trafficking: | White | Black | American Indian or Alaskan Native | Asian | Native Hawaiian or Other Pacific Islander | Hispanic or Latino | Not Hispanic or Latino |
|--|--------------|--------------|--|--------------|--|-------------------------------|---------------------------------------|
| Human Trafficking/ Commercial Sex Acts | 0 | 0 | 0 | 0 | 0 | 0 | 0 |
| Human Trafficking/ Involuntary Servitude | 0 | 0 | 0 | 0 | 0 | 0 | 0 |
| Total Human Trafficking Violations: | 0 | 0 | 0 | 0 | 0 | 0 | 0 |

2016 Las Vegas Metro Arrests - Juvenile
By Race and Ethnicity

| Index Crimes: | White | Black | American Indian or Alaskan Native | Asian | Native Hawaiian or Other Pacific Islander | Hispanic or Latino | Not Hispanic or Latino |
|--|--------------|--------------|--|--------------|--|-------------------------------|---------------------------------------|
| Murder and Nonnegligent Manslaughter | 2 | 0 | 0 | 1 | 0 | 0 | 3 |
| Manslaughter by Negligence | 0 | 0 | 0 | 0 | 0 | 0 | 0 |
| Rape | 20 | 7 | 0 | 1 | 1 | 9 | 20 |
| Robbery | 100 | 173 | 0 | 1 | 1 | 59 | 216 |
| Aggravated Assault (Return A - 4a-d) | 85 | 83 | 0 | 0 | 3 | 24 | 147 |
| Burglary - Breaking or Entering | 34 | 44 | 0 | 0 | 0 | 14 | 64 |
| Larceny - Theft (Except Motor Vehicle Theft) | 139 | 143 | 0 | 5 | 1 | 55 | 233 |
| Motor Vehicle Theft | 25 | 22 | 0 | 0 | 0 | 11 | 36 |
| Arson | 1 | 0 | 0 | 0 | 0 | 0 | 1 |
| Total Index Crimes Violations: | 406 | 472 | 0 | 8 | 6 | 172 | 720 |

| Other Offenses: | White | Black | American Indian or Alaskan Native | Asian | Native Hawaiian or Other Pacific Islander | Hispanic or Latino | Not Hispanic or Latino |
|--|--------------|--------------|--|--------------|--|-------------------------------|---------------------------------------|
| Other Assaults (Return A - 4e) | 400 | 274 | 0 | 6 | 4 | 165 | 519 |
| Forgery and Counterfeiting | 7 | 1 | 0 | 0 | 0 | 0 | 8 |
| Fraud | 6 | 3 | 0 | 0 | 0 | 1 | 8 |
| Embezzlement | 1 | 0 | 0 | 0 | 0 | 0 | 1 |
| Stolen Property; Buying, Receiving, Possessing | 39 | 41 | 0 | 2 | 0 | 20 | 62 |
| Vandalism | 78 | 29 | 2 | 1 | 0 | 47 | 63 |
| Weapons; Carrying, Possessing, etc. | 38 | 36 | 0 | 2 | 0 | 27 | 49 |
| Total Other Offense Violations: | 569 | 384 | 2 | 11 | 4 | 260 | 710 |

| Prostitution and Commercialized Vice: | White | Black | American Indian or Alaskan Native | Asian | Native Hawaiian or Other Pacific Islander | Hispanic or Latino | Not Hispanic or Latino |
|---|--------------|--------------|--|--------------|--|-------------------------------|---------------------------------------|
| Prostitution | 16 | 50 | 0 | 0 | 2 | 9 | 59 |
| Assisting or Promoting Prostitution | 0 | 0 | 0 | 0 | 0 | 0 | 0 |
| Purchasing Prostitution | 0 | 0 | 0 | 0 | 0 | 0 | 0 |
| Sex Offenses (Except Forcible Rape and Prostitution) | 12 | 3 | 0 | 0 | 0 | 6 | 9 |
| Total Prostitution & Commercialized Vice Violations: | 28 | 53 | 0 | 0 | 2 | 15 | 68 |

2016 Las Vegas Metro Arrests - Juvenile
By Race and Ethnicity

| Drug Abuse Violations: | White | Black | American Indian or Alaskan Native | Asian | Native Hawaiian or Other Pacific Islander | Hispanic or Latino | Not Hispanic or Latino |
|---|------------|------------|-----------------------------------|----------|---|--------------------|------------------------|
| Sale/Manufacturing: | | | | | | | |
| Opium or Cocaine and Their Derivatives (Morphine, Heroin, Codeine) | 2 | 3 | 0 | 0 | 0 | 1 | 4 |
| Marijuana | 20 | 9 | 0 | 1 | 0 | 8 | 22 |
| Synthetic Narcotics - Manufactured Narcotics Which Can Cause TrueDrug Addiction Demerol, Methadones) | 1 | 4 | 0 | 0 | 0 | 0 | 5 |
| Other - Dangerous Nonnarcotic Drugs (Barbiturates, Benzedrine) | 2 | 0 | 0 | 0 | 0 | 0 | 2 |
| Possession: | | | | | | | |
| Opium or Cocaine and Their Derivatives (Morphine, Heroin, Codeine) | 2 | 1 | 0 | 0 | 0 | 0 | 3 |
| Marijuana | 110 | 84 | 0 | 2 | 1 | 57 | 140 |
| Synthetic Narcotics - Manufactured Narcotics Which Can Cause TrueDrug Addiction (Demerol, Methadones) | 4 | 2 | 0 | 0 | 0 | 1 | 5 |
| Other - Dangerous Nonnarcotic Drugs (Barbiturates, Benzedrine) | 13 | 4 | 0 | 0 | 0 | 10 | 7 |
| Total Drug Abuse Violations: | 154 | 107 | 0 | 3 | 1 | 77 | 188 |

| Gambling: | White | Black | American Indian or Alaskan Native | Asian | Native Hawaiian or Other Pacific Islander | Hispanic or Latino | Not Hispanic or Latino |
|-----------------------------------|----------|----------|-----------------------------------|----------|---|--------------------|------------------------|
| Bookmaking (Horse and Sport Book) | 0 | 0 | 0 | 0 | 0 | 0 | 0 |
| Numbers and Lottery | 0 | 0 | 0 | 0 | 0 | 0 | 0 |
| All Other Gambling | 0 | 0 | 0 | 0 | 0 | 0 | 0 |
| Total Gambling Violations: | 0 | 0 | 0 | 0 | 0 | 0 | 0 |

| Miscellaneous: | White | Black | American Indian or Alaskan Native | Asian | Native Hawaiian or Other Pacific Islander | Hispanic or Latino | Not Hispanic or Latino |
|--|------------|------------|-----------------------------------|----------|---|--------------------|------------------------|
| Offenses Against the Family and Children | 0 | 0 | 0 | 0 | 0 | 0 | 0 |
| Driving Under the Influence | 20 | 0 | 0 | 0 | 0 | 12 | 8 |
| Liquor Laws | 50 | 21 | 0 | 1 | 0 | 32 | 40 |
| Drunkenness | 0 | 0 | 0 | 0 | 0 | 0 | 0 |
| Disorderly Conduct | 5 | 4 | 0 | 0 | 0 | 4 | 5 |
| Vagrancy | 3 | 3 | 0 | 1 | 0 | 1 | 6 |
| All Other Offenses (Except Traffic) | 254 | 266 | 0 | 5 | 2 | 122 | 405 |
| Suspicion | 0 | 0 | 0 | 0 | 0 | 0 | 0 |
| Total Miscellaneous Violations: | 332 | 294 | 0 | 7 | 2 | 171 | 464 |

| Human Trafficking: | White | Black | American Indian or Alaskan Native | Asian | Native Hawaiian or Other Pacific Islander | Hispanic or Latino | Not Hispanic or Latino |
|--|----------|----------|-----------------------------------|----------|---|--------------------|------------------------|
| Human Trafficking/ Commercial Sex Acts | 0 | 0 | 0 | 0 | 0 | 0 | 0 |
| Human Trafficking/ Involuntary Servitude | 0 | 0 | 0 | 0 | 0 | 0 | 0 |
| Total Human Trafficking Violations: | 0 | 0 | 0 | 0 | 0 | 0 | 0 |

2016 Mesquite PD Arrests - Juvenile
By Race and Ethnicity

| Index Crimes: | White | Black | American Indian or Alaskan Native | Asian | Native Hawaiian or Other Pacific Islander | Hispanic or Latino | Not Hispanic or Latino |
|--|--------------|--------------|--|--------------|--|-------------------------------|---------------------------------------|
| Murder and Nonnegligent Manslaughter | 0 | 0 | 0 | 0 | 0 | 0 | 0 |
| Manslaughter by Negligence | 0 | 0 | 0 | 0 | 0 | 0 | 0 |
| Rape | 0 | 0 | 0 | 0 | 0 | 0 | 0 |
| Robbery | 0 | 0 | 0 | 0 | 0 | 0 | 0 |
| Aggravated Assault (Return A - 4a-d) | 0 | 0 | 0 | 0 | 0 | 0 | 0 |
| Burglary - Breaking or Entering | 0 | 0 | 0 | 0 | 0 | 0 | 0 |
| Larceny - Theft (Except Motor Vehicle Theft) | 2 | 0 | 0 | 0 | 0 | 1 | 1 |
| Motor Vehicle Theft | 0 | 0 | 0 | 0 | 0 | 0 | 0 |
| Arson | 0 | 0 | 0 | 0 | 0 | 0 | 0 |
| Total Index Crimes Violations: | 2 | 0 | 0 | 0 | 0 | 1 | 1 |

| Other Offenses: | White | Black | American Indian or Alaskan Native | Asian | Native Hawaiian or Other Pacific Islander | Hispanic or Latino | Not Hispanic or Latino |
|--|--------------|--------------|--|--------------|--|-------------------------------|---------------------------------------|
| Other Assaults (Return A - 4e) | 8 | 0 | 0 | 0 | 0 | 5 | 3 |
| Forgery and Counterfeiting | 0 | 0 | 0 | 0 | 0 | 0 | 0 |
| Fraud | 0 | 0 | 0 | 0 | 0 | 0 | 0 |
| Embezzlement | 0 | 0 | 0 | 0 | 0 | 0 | 0 |
| Stolen Property; Buying, Receiving, Possessing | 0 | 1 | 0 | 0 | 0 | 0 | 1 |
| Vandalism | 1 | 0 | 0 | 0 | 0 | 0 | 1 |
| Weapons; Carrying, Possessing, etc. | 0 | 0 | 0 | 0 | 0 | 0 | 0 |
| Total Other Offense Violations: | 9 | 1 | 0 | 0 | 0 | 5 | 5 |

| Prostitution and Commercialized Vice: | White | Black | American Indian or Alaskan Native | Asian | Native Hawaiian or Other Pacific Islander | Hispanic or Latino | Not Hispanic or Latino |
|---|--------------|--------------|--|--------------|--|-------------------------------|---------------------------------------|
| Prostitution | 0 | 0 | 0 | 0 | 0 | 0 | 0 |
| Assisting or Promoting Prostitution | 0 | 0 | 0 | 0 | 0 | 0 | 0 |
| Purchasing Prostitution | 0 | 0 | 0 | 0 | 0 | 0 | 0 |
| Sex Offenses (Except Forcible Rape and Prostitution) | 0 | 0 | 0 | 0 | 0 | 0 | 0 |
| Total Prostitution & Commercialized Vice Violations: | 0 | 0 | 0 | 0 | 0 | 0 | 0 |

2016 Mesquite PD Arrests - Juvenile
By Race and Ethnicity

| Drug Abuse Violations: | White | Black | American Indian or Alaskan Native | Asian | Native Hawaiian or Other Pacific Islander | Hispanic or Latino | Not Hispanic or Latino |
|---|--------------|--------------|--|--------------|--|-------------------------------|---------------------------------------|
| Sale/Manufacturing: | | | | | | | |
| Opium or Cocaine and Their Derivatives (Morphine, Heroin, Codeine) | 0 | 0 | 0 | 0 | 0 | 0 | 0 |
| Marijuana | 1 | 1 | 0 | 0 | 0 | 1 | 1 |
| Synthetic Narcotics - Manufactured Narcotics Which Can Cause TrueDrug Addiction Demerol, Methadones) | 0 | 0 | 0 | 0 | 0 | 0 | 0 |
| Other - Dangerous Nonnarcotic Drugs (Barbiturates, Benezdrine) | 1 | 0 | 0 | 0 | 0 | 1 | 0 |
| Possession: | | | | | | | |
| Opium or Cocaine and Their Derivatives (Morphine, Heroin, Codeine) | 0 | 0 | 0 | 0 | 0 | 0 | 0 |
| Marijuana | 3 | 0 | 0 | 0 | 0 | 1 | 2 |
| Synthetic Narcotics - Manufactured Narcotics Which Can Cause TrueDrug Addiction (Demerol, Methadones) | 0 | 0 | 0 | 0 | 0 | 0 | 0 |
| Other - Dangerous Nonnarcotic Drugs (Barbiturates, Benezdrine) | 7 | 0 | 0 | 0 | 0 | 7 | 0 |
| Total Drug Abuse Violations: | 12 | 1 | 0 | 0 | 0 | 10 | 3 |

| Gambling: | White | Black | American Indian or Alaskan Native | Asian | Native Hawaiian or Other Pacific Islander | Hispanic or Latino | Not Hispanic or Latino |
|-----------------------------------|--------------|--------------|--|--------------|--|-------------------------------|---------------------------------------|
| Bookmaking (Horse and Sport Book) | 0 | 0 | 0 | 0 | 0 | 0 | 0 |
| Numbers and Lottery | 0 | 0 | 0 | 0 | 0 | 0 | 0 |
| All Other Gambling | 2 | 0 | 0 | 0 | 0 | 0 | 2 |
| Total Gambling Violations: | 2 | 0 | 0 | 0 | 0 | 0 | 2 |

| Miscellaneous: | White | Black | American Indian or Alaskan Native | Asian | Native Hawaiian or Other Pacific Islander | Hispanic or Latino | Not Hispanic or Latino |
|--|--------------|--------------|--|--------------|--|-------------------------------|---------------------------------------|
| Offenses Against the Family and Children | 2 | 0 | 0 | 0 | 0 | 2 | 0 |
| Driving Under the Influence | 0 | 0 | 0 | 0 | 0 | 0 | 0 |
| Liquor Laws | 12 | 0 | 0 | 0 | 0 | 7 | 5 |
| Drunkenness | 0 | 0 | 0 | 0 | 0 | 0 | 0 |
| Disorderly Conduct | 0 | 0 | 0 | 0 | 0 | 0 | 0 |
| Vagrancy | 0 | 0 | 0 | 0 | 0 | 0 | 0 |
| All Other Offenses (Except Traffic) | 13 | 0 | 0 | 0 | 0 | 2 | 11 |
| Suspicion | 0 | 0 | 0 | 0 | 0 | 0 | 0 |
| Total Miscellaneous Violations: | 27 | 0 | 0 | 0 | 0 | 11 | 16 |

| Human Trafficking: | White | Black | American Indian or Alaskan Native | Asian | Native Hawaiian or Other Pacific Islander | Hispanic or Latino | Not Hispanic or Latino |
|--|--------------|--------------|--|--------------|--|-------------------------------|---------------------------------------|
| Human Trafficking/ Commercial Sex Acts | 0 | 0 | 0 | 0 | 0 | 0 | 0 |
| Human Trafficking/ Involuntary Servitude | 0 | 0 | 0 | 0 | 0 | 0 | 0 |
| Total Human Trafficking Violations: | 0 | 0 | 0 | 0 | 0 | 0 | 0 |

2016 North Las Vegas PD Arrests - Juvenile
By Race and Ethnicity

| Index Crimes: | White | Black | American Indian or Alaskan Native | Asian | Native Hawaiian or Other Pacific Islander | Hispanic or Latino | Not Hispanic or Latino |
|--|--------------|--------------|--|--------------|--|-------------------------------|---------------------------------------|
| Murder and Nonnegligent Manslaughter | 0 | 1 | 0 | 0 | 0 | 0 | 1 |
| Manslaughter by Negligence | 0 | 0 | 0 | 0 | 0 | 0 | 0 |
| Rape | 3 | 3 | 0 | 0 | 0 | 2 | 4 |
| Robbery | 8 | 35 | 0 | 0 | 0 | 5 | 38 |
| Aggravated Assault (Return A - 4a-d) | 37 | 59 | 0 | 1 | 1 | 25 | 73 |
| Burglary - Breaking or Entering | 6 | 35 | 1 | 0 | 0 | 5 | 37 |
| Larceny - Theft (Except Motor Vehicle Theft) | 30 | 64 | 0 | 6 | 0 | 20 | 80 |
| Motor Vehicle Theft | 7 | 16 | 0 | 0 | 0 | 1 | 22 |
| Arson | 2 | 0 | 0 | 0 | 0 | 0 | 2 |
| Total Index Crimes Violations: | 93 | 213 | 1 | 7 | 1 | 58 | 257 |

| Other Offenses: | White | Black | American Indian or Alaskan Native | Asian | Native Hawaiian or Other Pacific Islander | Hispanic or Latino | Not Hispanic or Latino |
|--|--------------|--------------|--|--------------|--|-------------------------------|---------------------------------------|
| Other Assaults (Return A - 4e) | 47 | 42 | 0 | 2 | 0 | 34 | 57 |
| Forgery and Counterfeiting | 0 | 0 | 0 | 0 | 0 | 0 | 0 |
| Fraud | 1 | 4 | 0 | 0 | 0 | 0 | 5 |
| Embezzlement | 0 | 0 | 0 | 0 | 0 | 0 | 0 |
| Stolen Property; Buying, Receiving, Possessing | 8 | 9 | 0 | 0 | 0 | 5 | 12 |
| Vandalism | 6 | 11 | 0 | 0 | 0 | 5 | 12 |
| Weapons; Carrying, Possessing, etc. | 5 | 2 | 0 | 0 | 0 | 5 | 2 |
| Total Other Offense Violations: | 67 | 68 | 0 | 2 | 0 | 49 | 88 |

| Prostitution and Commercialized Vice: | White | Black | American Indian or Alaskan Native | Asian | Native Hawaiian or Other Pacific Islander | Hispanic or Latino | Not Hispanic or Latino |
|---|--------------|--------------|--|--------------|--|-------------------------------|---------------------------------------|
| Prostitution | 0 | 0 | 0 | 0 | 0 | 0 | 0 |
| Assisting or Promoting Prostitution | 0 | 0 | 0 | 0 | 0 | 0 | 0 |
| Purchasing Prostitution | 0 | 0 | 0 | 0 | 0 | 0 | 0 |
| Sex Offenses (Except Forcible Rape and Prostitution) | 1 | 1 | 0 | 0 | 0 | 1 | 1 |
| Total Prostitution & Commercialized Vice Violations: | 1 | 1 | 0 | 0 | 0 | 1 | 1 |

2016 North Las Vegas PD Arrests - Juvenile
By Race and Ethnicity

| Drug Abuse Violations: | White | Black | American Indian or Alaskan Native | Asian | Native Hawaiian or Other Pacific Islander | Hispanic or Latino | Not Hispanic or Latino |
|---|--------------|--------------|--|--------------|--|-------------------------------|---------------------------------------|
| Sale/Manufacturing: | | | | | | | |
| Opium or Cocaine and Their Derivatives (Morphine, Heroin, Codeine) | 0 | 0 | 0 | 0 | 0 | 0 | 0 |
| Marijuana | 2 | 0 | 0 | 0 | 0 | 1 | 1 |
| Synthetic Narcotics - Manufactured Narcotics Which Can Cause TrueDrug Addiction Demerol, Methadones) | 0 | 0 | 0 | 0 | 0 | 0 | 0 |
| Other - Dangerous Nonnarcotic Drugs (Barbiturates, Benezdrine) | 1 | 0 | 0 | 0 | 0 | 1 | 0 |
| Possession: | | | | | | | |
| Opium or Cocaine and Their Derivatives (Morphine, Heroin, Codeine) | 1 | 0 | 0 | 0 | 0 | 1 | 0 |
| Marijuana | 22 | 28 | 0 | 0 | 0 | 16 | 34 |
| Synthetic Narcotics - Manufactured Narcotics Which Can Cause TrueDrug Addiction (Demerol, Methadones) | 0 | 0 | 0 | 0 | 0 | 0 | 0 |
| Other - Dangerous Nonnarcotic Drugs (Barbiturates, Benezdrine) | 4 | 0 | 0 | 0 | 0 | 4 | 0 |
| Total Drug Abuse Violations: | 30 | 28 | 0 | 0 | 0 | 23 | 35 |

| Gambling: | White | Black | American Indian or Alaskan Native | Asian | Native Hawaiian or Other Pacific Islander | Hispanic or Latino | Not Hispanic or Latino |
|-----------------------------------|--------------|--------------|--|--------------|--|-------------------------------|---------------------------------------|
| Bookmaking (Horse and Sport Book) | 0 | 0 | 0 | 0 | 0 | 0 | 0 |
| Numbers and Lottery | 0 | 0 | 0 | 0 | 0 | 0 | 0 |
| All Other Gambling | 0 | 0 | 0 | 0 | 0 | 0 | 0 |
| Total Gambling Violations: | 0 | 0 | 0 | 0 | 0 | 0 | 0 |

| Miscellaneous: | White | Black | American Indian or Alaskan Native | Asian | Native Hawaiian or Other Pacific Islander | Hispanic or Latino | Not Hispanic or Latino |
|--|--------------|--------------|--|--------------|--|-------------------------------|---------------------------------------|
| Offenses Against the Family and Children | 0 | 0 | 0 | 0 | 0 | 0 | 0 |
| Driving Under the Influence | 3 | 0 | 0 | 0 | 0 | 2 | 1 |
| Liquor Laws | 7 | 2 | 0 | 1 | 0 | 7 | 3 |
| Drunkenness | 0 | 0 | 0 | 0 | 0 | 0 | 0 |
| Disorderly Conduct | 6 | 10 | 0 | 2 | 0 | 6 | 12 |
| Vagrancy | 0 | 0 | 0 | 0 | 0 | 0 | 0 |
| All Other Offenses (Except Traffic) | 75 | 118 | 0 | 0 | 1 | 55 | 139 |
| Suspicion | 0 | 0 | 0 | 0 | 0 | 0 | 0 |
| Total Miscellaneous Violations: | 91 | 130 | 0 | 3 | 1 | 70 | 155 |

| Human Trafficking: | White | Black | American Indian or Alaskan Native | Asian | Native Hawaiian or Other Pacific Islander | Hispanic or Latino | Not Hispanic or Latino |
|--|--------------|--------------|--|--------------|--|-------------------------------|---------------------------------------|
| Human Trafficking/ Commercial Sex Acts | 0 | 0 | 0 | 0 | 0 | 0 | 0 |
| Human Trafficking/ Involuntary Servitude | 0 | 0 | 0 | 0 | 0 | 0 | 0 |
| Total Human Trafficking Violations: | 0 | 0 | 0 | 0 | 0 | 0 | 0 |

2016 UNLV PD Arrests - Juvenile
By Race and Ethnicity

| Index Crimes: | White | Black | American Indian or Alaskan Native | Asian | Native Hawaiian or Other Pacific Islander | Hispanic or Latino | Not Hispanic or Latino |
|--|--------------|--------------|--|--------------|--|-------------------------------|---------------------------------------|
| Murder and Nonnegligent Manslaughter | 0 | 0 | 0 | 0 | 0 | 0 | 0 |
| Manslaughter by Negligence | 0 | 0 | 0 | 0 | 0 | 0 | 0 |
| Rape | 0 | 0 | 0 | 0 | 0 | 0 | 0 |
| Robbery | 0 | 0 | 0 | 0 | 0 | 0 | 0 |
| Aggravated Assault (Return A - 4a-d) | 0 | 0 | 0 | 0 | 0 | 0 | 0 |
| Burglary - Breaking or Entering | 0 | 0 | 0 | 0 | 0 | 0 | 0 |
| Larceny - Theft (Except Motor Vehicle Theft) | 0 | 2 | 0 | 0 | 0 | 0 | 2 |
| Motor Vehicle Theft | 4 | 1 | 0 | 0 | 0 | 1 | 4 |
| Arson | 0 | 0 | 0 | 0 | 0 | 0 | 0 |
| Total Index Crimes Violations: | 4 | 3 | 0 | 0 | 0 | 1 | 6 |

| Other Offenses: | White | Black | American Indian or Alaskan Native | Asian | Native Hawaiian or Other Pacific Islander | Hispanic or Latino | Not Hispanic or Latino |
|--|--------------|--------------|--|--------------|--|-------------------------------|---------------------------------------|
| Other Assaults (Return A - 4e) | 0 | 0 | 0 | 0 | 0 | 0 | 0 |
| Forgery and Counterfeiting | 0 | 0 | 0 | 0 | 0 | 0 | 0 |
| Fraud | 0 | 0 | 0 | 0 | 0 | 0 | 0 |
| Embezzlement | 0 | 0 | 0 | 0 | 0 | 0 | 0 |
| Stolen Property; Buying, Receiving, Possessing | 0 | 0 | 0 | 0 | 0 | 0 | 0 |
| Vandalism | 0 | 0 | 0 | 0 | 0 | 0 | 0 |
| Weapons; Carrying, Possessing, etc. | 0 | 0 | 0 | 0 | 0 | 0 | 0 |
| Total Other Offense Violations: | 0 | 0 | 0 | 0 | 0 | 0 | 0 |

| Prostitution and Commercialized Vice: | White | Black | American Indian or Alaskan Native | Asian | Native Hawaiian or Other Pacific Islander | Hispanic or Latino | Not Hispanic or Latino |
|---|--------------|--------------|--|--------------|--|-------------------------------|---------------------------------------|
| Prostitution | 0 | 0 | 0 | 0 | 0 | 0 | 0 |
| Assisting or Promoting Prostitution | 0 | 0 | 0 | 0 | 0 | 0 | 0 |
| Purchasing Prostitution | 0 | 0 | 0 | 0 | 0 | 0 | 0 |
| Sex Offenses (Except Forcible Rape and Prostitution) | 0 | 0 | 0 | 0 | 0 | 0 | 0 |
| Total Prostitution & Commercialized Vice Violations: | 0 | 0 | 0 | 0 | 0 | 0 | 0 |

2016 UNLV PD Arrests - Juvenile
By Race and Ethnicity

| Drug Abuse Violations: | White | Black | American Indian or Alaskan Native | Asian | Native Hawaiian or Other Pacific Islander | Hispanic or Latino | Not Hispanic or Latino |
|---|----------|----------|--|----------|---|-----------------------|------------------------------|
| Sale/Manufacturing: | | | | | | | |
| Opium or Cocaine and Their Derivatives (Morphine, Heroin, Codeine) | 0 | 0 | 0 | 0 | 0 | 0 | 0 |
| Marijuana | 0 | 0 | 0 | 0 | 0 | 0 | 0 |
| Synthetic Narcotics - Manufactured Narcotics Which Can Cause TrueDrug Addiction Demerol, Methadones) | 0 | 0 | 0 | 0 | 0 | 0 | 0 |
| Other - Dangerous Nonnarcotic Drugs (Barbiturates, Benzedrine) | 0 | 0 | 0 | 0 | 0 | 0 | 0 |
| Possession: | | | | | | | |
| Opium or Cocaine and Their Derivatives (Morphine, Heroin, Codeine) | 0 | 0 | 0 | 0 | 0 | 0 | 0 |
| Marijuana | 0 | 0 | 0 | 0 | 1 | 0 | 1 |
| Synthetic Narcotics - Manufactured Narcotics Which Can Cause TrueDrug Addiction (Demerol, Methadones) | 0 | 0 | 0 | 0 | 0 | 0 | 0 |
| Other - Dangerous Nonnarcotic Drugs (Barbiturates, Benzedrine) | 0 | 0 | 0 | 0 | 0 | 0 | 0 |
| Total Drug Abuse Violations: | 0 | 0 | 0 | 0 | 1 | 0 | 1 |

| Gambling: | White | Black | American Indian or Alaskan Native | Asian | Native Hawaiian or Other Pacific Islander | Hispanic or Latino | Not Hispanic or Latino |
|-----------------------------------|----------|----------|--|----------|---|-----------------------|------------------------------|
| Bookmaking (Horse and Sport Book) | 0 | 0 | 0 | 0 | 0 | 0 | 0 |
| Numbers and Lottery | 0 | 0 | 0 | 0 | 0 | 0 | 0 |
| All Other Gambling | 0 | 0 | 0 | 0 | 0 | 0 | 0 |
| Total Gambling Violations: | 0 | 0 | 0 | 0 | 0 | 0 | 0 |

| Miscellaneous: | White | Black | American Indian or Alaskan Native | Asian | Native Hawaiian or Other Pacific Islander | Hispanic or Latino | Not Hispanic or Latino |
|--|----------|----------|--|----------|---|-----------------------|------------------------------|
| Offenses Against the Family and Children | 0 | 0 | 0 | 0 | 0 | 0 | 0 |
| Driving Under the Influence | 0 | 0 | 0 | 0 | 0 | 0 | 0 |
| Liquor Laws | 0 | 0 | 0 | 0 | 0 | 0 | 0 |
| Drunkenness | 0 | 0 | 0 | 0 | 0 | 0 | 0 |
| Disorderly Conduct | 0 | 0 | 0 | 0 | 0 | 0 | 0 |
| Vagrancy | 0 | 0 | 0 | 0 | 0 | 0 | 0 |
| All Other Offenses (Except Traffic) | 2 | 1 | 0 | 0 | 0 | 2 | 1 |
| Suspicion | 0 | 0 | 0 | 0 | 0 | 0 | 0 |
| Total Miscellaneous Violations: | 2 | 1 | 0 | 0 | 0 | 2 | 1 |

| Human Trafficking: | White | Black | American Indian or Alaskan Native | Asian | Native Hawaiian or Other Pacific Islander | Hispanic or Latino | Not Hispanic or Latino |
|--|----------|----------|--|----------|---|-----------------------|------------------------------|
| Human Trafficking/ Commercial Sex Acts | 0 | 0 | 0 | 0 | 0 | 0 | 0 |
| Human Trafficking/ Involuntary Servitude | 0 | 0 | 0 | 0 | 0 | 0 | 0 |
| Total Human Trafficking Violations: | 0 | 0 | 0 | 0 | 0 | 0 | 0 |

2016 Douglas County - Juvenile
By Race and Ethnicity

| Index Crimes: | White | Black | American Indian or Alaskan Native | Asian | Native Hawaiian or Other Pacific Islander | Hispanic or Latino | Not Hispanic or Latino |
|--|--------------|--------------|--|--------------|--|-------------------------------|---------------------------------------|
| Murder and Nonnegligent Manslaughter | 0 | 0 | 0 | 0 | 0 | 0 | 0 |
| Manslaughter by Negligence | 0 | 0 | 0 | 0 | 0 | 0 | 0 |
| Rape | 0 | 0 | 0 | 0 | 0 | 0 | 0 |
| Robbery | 0 | 0 | 0 | 0 | 0 | 0 | 0 |
| Aggravated Assault (Return A - 4a-d) | 0 | 0 | 0 | 0 | 0 | 0 | 0 |
| Burglary - Breaking or Entering | 1 | 0 | 0 | 0 | 0 | 0 | 1 |
| Larceny - Theft (Except Motor Vehicle Theft) | 16 | 0 | 2 | 0 | 0 | 2 | 16 |
| Motor Vehicle Theft | 4 | 0 | 0 | 0 | 0 | 0 | 4 |
| Arson | 0 | 0 | 0 | 0 | 0 | 0 | 0 |
| Total Index Crimes Violations: | 21 | 0 | 2 | 0 | 0 | 2 | 21 |

| Other Offenses: | White | Black | American Indian or Alaskan Native | Asian | Native Hawaiian or Other Pacific Islander | Hispanic or Latino | Not Hispanic or Latino |
|--|--------------|--------------|--|--------------|--|-------------------------------|---------------------------------------|
| Other Assaults (Return A - 4e) | 13 | 1 | 0 | 0 | 0 | 0 | 14 |
| Forgery and Counterfeiting | 0 | 0 | 0 | 0 | 0 | 0 | 0 |
| Fraud | 0 | 0 | 0 | 0 | 0 | 0 | 0 |
| Embezzlement | 0 | 0 | 0 | 0 | 0 | 0 | 0 |
| Stolen Property; Buying, Receiving, Possessing | 1 | 1 | 0 | 0 | 0 | 1 | 1 |
| Vandalism | 0 | 0 | 0 | 0 | 0 | 0 | 0 |
| Weapons; Carrying, Possessing, etc. | 1 | 1 | 0 | 0 | 0 | 0 | 2 |
| Total Other Offense Violations: | 15 | 3 | 0 | 0 | 0 | 1 | 17 |

| Prostitution and Commercialized Vice: | White | Black | American Indian or Alaskan Native | Asian | Native Hawaiian or Other Pacific Islander | Hispanic or Latino | Not Hispanic or Latino |
|---|--------------|--------------|--|--------------|--|-------------------------------|---------------------------------------|
| Prostitution | 0 | 0 | 0 | 0 | 0 | 0 | 0 |
| Assisting or Promoting Prostitution | 0 | 0 | 0 | 0 | 0 | 0 | 0 |
| Purchasing Prostitution | 0 | 0 | 0 | 0 | 0 | 0 | 0 |
| Sex Offenses (Except Forcible Rape and Prostitution) | 0 | 0 | 0 | 0 | 0 | 0 | 0 |
| Total Prostitution & Commercialized Vice Violations: | 0 | 0 | 0 | 0 | 0 | 0 | 0 |

2016 Douglas County - Juvenile
By Race and Ethnicity

| Drug Abuse Violations: | White | Black | American Indian or Alaskan Native | Asian | Native Hawaiian or Other Pacific Islander | Hispanic or Latino | Not Hispanic or Latino |
|---|--------------|--------------|--|--------------|--|-------------------------------|---------------------------------------|
| Sale/Manufacturing: | | | | | | | |
| Opium or Cocaine and Their Derivatives (Morphine, Heroin, Codeine) | 0 | 0 | 0 | 0 | 0 | 0 | 0 |
| Marijuana | 0 | 0 | 0 | 0 | 0 | 0 | 0 |
| Synthetic Narcotics - Manufactured Narcotics Which Can Cause TrueDrug Addiction Demerol, Methadones) | 0 | 0 | 0 | 0 | 0 | 0 | 0 |
| Other - Dangerous Nonnarcotic Drugs (Barbiturates, Benzadrine) | 1 | 0 | 0 | 0 | 0 | 0 | 1 |
| Possession: | | | | | | | |
| Opium or Cocaine and Their Derivatives (Morphine, Heroin, Codeine) | 0 | 0 | 0 | 0 | 0 | 0 | 0 |
| Marijuana | 16 | 0 | 0 | 0 | 0 | 2 | 14 |
| Synthetic Narcotics - Manufactured Narcotics Which Can Cause TrueDrug Addiction (Demerol, Methadones) | 0 | 0 | 0 | 0 | 0 | 0 | 0 |
| Other - Dangerous Nonnarcotic Drugs (Barbiturates, Benzadrine) | 3 | 0 | 0 | 0 | 0 | 0 | 3 |
| Total Drug Abuse Violations: | 20 | 0 | 0 | 0 | 0 | 2 | 18 |

| Gambling: | White | Black | American Indian or Alaskan Native | Asian | Native Hawaiian or Other Pacific Islander | Hispanic or Latino | Not Hispanic or Latino |
|-----------------------------------|--------------|--------------|--|--------------|--|-------------------------------|---------------------------------------|
| Bookmaking (Horse and Sport Book) | 0 | 0 | 0 | 0 | 0 | 0 | 0 |
| Numbers and Lottery | 0 | 0 | 0 | 0 | 0 | 0 | 0 |
| All Other Gambling | 0 | 0 | 0 | 0 | 0 | 0 | 0 |
| Total Gambling Violations: | 0 | 0 | 0 | 0 | 0 | 0 | 0 |

| Miscellaneous: | White | Black | American Indian or Alaskan Native | Asian | Native Hawaiian or Other Pacific Islander | Hispanic or Latino | Not Hispanic or Latino |
|--|--------------|--------------|--|--------------|--|-------------------------------|---------------------------------------|
| Offenses Against the Family and Children | 1 | 0 | 0 | 0 | 0 | 0 | 1 |
| Driving Under the Influence | 1 | 0 | 0 | 0 | 0 | 0 | 1 |
| Liquor Laws | 38 | 0 | 0 | 0 | 0 | 6 | 32 |
| Drunkenness | 0 | 0 | 0 | 0 | 0 | 0 | 0 |
| Disorderly Conduct | 2 | 1 | 0 | 0 | 0 | 1 | 2 |
| Vagrancy | 0 | 0 | 0 | 0 | 0 | 0 | 0 |
| All Other Offenses (Except Traffic) | 40 | 1 | 4 | 0 | 0 | 10 | 35 |
| Suspicion | 0 | 0 | 0 | 0 | 0 | 0 | 0 |
| Total Miscellaneous Violations: | 82 | 2 | 4 | 0 | 0 | 17 | 71 |

| Human Trafficking: | White | Black | American Indian or Alaskan Native | Asian | Native Hawaiian or Other Pacific Islander | Hispanic or Latino | Not Hispanic or Latino |
|--|--------------|--------------|--|--------------|--|-------------------------------|---------------------------------------|
| Human Trafficking/ Commercial Sex Acts | 0 | 0 | 0 | 0 | 0 | 0 | 0 |
| Human Trafficking/ Involuntary Servitude | 0 | 0 | 0 | 0 | 0 | 0 | 0 |
| Total Human Trafficking Violations: | 0 | 0 | 0 | 0 | 0 | 0 | 0 |

2016 Elko County - Juvenile
By Race and Ethnicity

| Index Crimes: | White | Black | American Indian or Alaskan Native | Asian | Native Hawaiian or Other Pacific Islander | Hispanic or Latino | Not Hispanic or Latino |
|--|--------------|--------------|--|--------------|--|-------------------------------|---------------------------------------|
| Murder and Nonnegligent Manslaughter | 0 | 0 | 0 | 0 | 0 | 0 | 0 |
| Manslaughter by Negligence | 0 | 0 | 0 | 0 | 0 | 0 | 0 |
| Rape | 0 | 0 | 0 | 0 | 0 | 0 | 0 |
| Robbery | 0 | 0 | 0 | 0 | 0 | 0 | 0 |
| Aggravated Assault (Return A - 4a-d) | 1 | 1 | 0 | 0 | 0 | 1 | 1 |
| Burglary - Breaking or Entering | 1 | 0 | 0 | 0 | 0 | 1 | 0 |
| Larceny - Theft (Except Motor Vehicle Theft) | 4 | 0 | 3 | 0 | 0 | 2 | 5 |
| Motor Vehicle Theft | 0 | 0 | 0 | 0 | 0 | 0 | 0 |
| Arson | 1 | 0 | 0 | 0 | 0 | 0 | 1 |
| Total Index Crimes Violations: | 7 | 1 | 3 | 0 | 0 | 4 | 7 |

| Other Offenses: | White | Black | American Indian or Alaskan Native | Asian | Native Hawaiian or Other Pacific Islander | Hispanic or Latino | Not Hispanic or Latino |
|--|--------------|--------------|--|--------------|--|-------------------------------|---------------------------------------|
| Other Assaults (Return A - 4e) | 18 | 0 | 1 | 0 | 0 | 1 | 18 |
| Forgery and Counterfeiting | 0 | 0 | 0 | 0 | 0 | 0 | 0 |
| Fraud | 1 | 0 | 0 | 0 | 0 | 0 | 1 |
| Embezzlement | 0 | 0 | 0 | 0 | 0 | 0 | 0 |
| Stolen Property; Buying, Receiving, Possessing | 1 | 0 | 0 | 0 | 0 | 0 | 1 |
| Vandalism | 1 | 0 | 0 | 0 | 0 | 0 | 1 |
| Weapons; Carrying, Possessing, etc. | 1 | 0 | 0 | 0 | 0 | 0 | 1 |
| Total Other Offense Violations: | 22 | 0 | 1 | 0 | 0 | 1 | 22 |

| Prostitution and Commercialized Vice: | White | Black | American Indian or Alaskan Native | Asian | Native Hawaiian or Other Pacific Islander | Hispanic or Latino | Not Hispanic or Latino |
|---|--------------|--------------|--|--------------|--|-------------------------------|---------------------------------------|
| Prostitution | 0 | 0 | 0 | 0 | 0 | 0 | 0 |
| Assisting or Promoting Prostitution | 0 | 0 | 0 | 0 | 0 | 0 | 0 |
| Purchasing Prostitution | 0 | 0 | 0 | 0 | 0 | 0 | 0 |
| Sex Offenses (Except Forcible Rape and Prostitution) | 2 | 0 | 0 | 0 | 0 | 0 | 2 |
| Total Prostitution & Commercialized Vice Violations: | 2 | 0 | 0 | 0 | 0 | 0 | 2 |

2016 Elko County - Juvenile
By Race and Ethnicity

| Drug Abuse Violations: | White | Black | American Indian or Alaskan Native | Asian | Native Hawaiian or Other Pacific Islander | Hispanic or Latino | Not Hispanic or Latino |
|---|-----------|----------|-----------------------------------|----------|---|--------------------|------------------------|
| Sale/Manufacturing: | | | | | | | |
| Opium or Cocaine and Their Derivatives (Morphine, Heroin, Codeine) | 0 | 0 | 0 | 0 | 0 | 0 | 0 |
| Marijuana | 0 | 0 | 0 | 0 | 0 | 0 | 0 |
| Synthetic Narcotics - Manufactured Narcotics Which Can Cause TrueDrug Addiction Demerol, Methadones) | 0 | 0 | 0 | 0 | 0 | 0 | 0 |
| Other - Dangerous Nonnarcotic Drugs (Barbiturates, Benzedrine) | 0 | 0 | 0 | 0 | 0 | 0 | 0 |
| Possession: | | | | | | | |
| Opium or Cocaine and Their Derivatives (Morphine, Heroin, Codeine) | 0 | 0 | 0 | 0 | 0 | 0 | 0 |
| Marijuana | 13 | 0 | 0 | 0 | 0 | 3 | 10 |
| Synthetic Narcotics - Manufactured Narcotics Which Can Cause TrueDrug Addiction (Demerol, Methadones) | 3 | 0 | 0 | 0 | 0 | 1 | 2 |
| Other - Dangerous Nonnarcotic Drugs (Barbiturates, Benzedrine) | 1 | 0 | 0 | 0 | 0 | 0 | 1 |
| Total Drug Abuse Violations: | 17 | 0 | 0 | 0 | 0 | 4 | 13 |

| Gambling: | White | Black | American Indian or Alaskan Native | Asian | Native Hawaiian or Other Pacific Islander | Hispanic or Latino | Not Hispanic or Latino |
|-----------------------------------|----------|----------|-----------------------------------|----------|---|--------------------|------------------------|
| Bookmaking (Horse and Sport Book) | 0 | 0 | 0 | 0 | 0 | 0 | 0 |
| Numbers and Lottery | 0 | 0 | 0 | 0 | 0 | 0 | 0 |
| All Other Gambling | 0 | 0 | 0 | 0 | 0 | 0 | 0 |
| Total Gambling Violations: | 0 | 0 | 0 | 0 | 0 | 0 | 0 |

| Miscellaneous: | White | Black | American Indian or Alaskan Native | Asian | Native Hawaiian or Other Pacific Islander | Hispanic or Latino | Not Hispanic or Latino |
|--|-----------|----------|-----------------------------------|----------|---|--------------------|------------------------|
| Offenses Against the Family and Children | 14 | 0 | 2 | 0 | 0 | 3 | 13 |
| Driving Under the Influence | 6 | 1 | 0 | 0 | 0 | 1 | 6 |
| Liquor Laws | 10 | 0 | 0 | 0 | 0 | 2 | 8 |
| Drunkenness | 1 | 0 | 0 | 0 | 0 | 0 | 1 |
| Disorderly Conduct | 6 | 0 | 0 | 0 | 0 | 0 | 6 |
| Vagrancy | 0 | 0 | 0 | 0 | 0 | 0 | 0 |
| All Other Offenses (Except Traffic) | 16 | 1 | 0 | 0 | 0 | 6 | 11 |
| Suspicion | 0 | 0 | 0 | 0 | 0 | 0 | 0 |
| Total Miscellaneous Violations: | 53 | 2 | 2 | 0 | 0 | 12 | 45 |

| Human Trafficking: | White | Black | American Indian or Alaskan Native | Asian | Native Hawaiian or Other Pacific Islander | Hispanic or Latino | Not Hispanic or Latino |
|--|----------|----------|-----------------------------------|----------|---|--------------------|------------------------|
| Human Trafficking/ Commercial Sex Acts | 1 | 0 | 0 | 0 | 0 | 1 | 0 |
| Human Trafficking/ Involuntary Servitude | 0 | 0 | 0 | 0 | 0 | 0 | 0 |
| Total Human Trafficking Violations: | 1 | 0 | 0 | 0 | 0 | 1 | 0 |

2016 Carlin PD Arrests - Juvenile
By Race and Ethnicity

| Index Crimes: | White | Black | American Indian or Alaskan Native | Asian | Native Hawaiian or Other Pacific Islander | Hispanic or Latino | Not Hispanic or Latino |
|--|--------------|--------------|--|--------------|--|-------------------------------|---------------------------------------|
| Murder and Nonnegligent Manslaughter | 0 | 0 | 0 | 0 | 0 | 0 | 0 |
| Manslaughter by Negligence | 0 | 0 | 0 | 0 | 0 | 0 | 0 |
| Rape | 0 | 0 | 0 | 0 | 0 | 0 | 0 |
| Robbery | 0 | 0 | 0 | 0 | 0 | 0 | 0 |
| Aggravated Assault (Return A - 4a-d) | 1 | 0 | 0 | 0 | 0 | 0 | 1 |
| Burglary - Breaking or Entering | 0 | 0 | 0 | 0 | 0 | 0 | 0 |
| Larceny - Theft (Except Motor Vehicle Theft) | 0 | 0 | 0 | 0 | 0 | 0 | 0 |
| Motor Vehicle Theft | 0 | 0 | 0 | 0 | 0 | 0 | 0 |
| Arson | 0 | 0 | 0 | 0 | 0 | 0 | 0 |
| Total Index Crimes Violations: | 1 | 0 | 0 | 0 | 0 | 0 | 1 |

| Other Offenses: | White | Black | American Indian or Alaskan Native | Asian | Native Hawaiian or Other Pacific Islander | Hispanic or Latino | Not Hispanic or Latino |
|--|--------------|--------------|--|--------------|--|-------------------------------|---------------------------------------|
| Other Assaults (Return A - 4e) | 0 | 0 | 0 | 0 | 0 | 0 | 0 |
| Forgery and Counterfeiting | 0 | 0 | 0 | 0 | 0 | 0 | 0 |
| Fraud | 0 | 0 | 0 | 0 | 0 | 0 | 0 |
| Embezzlement | 0 | 0 | 0 | 0 | 0 | 0 | 0 |
| Stolen Property; Buying, Receiving, Possessing | 0 | 0 | 0 | 0 | 0 | 0 | 0 |
| Vandalism | 0 | 0 | 0 | 0 | 0 | 0 | 0 |
| Weapons; Carrying, Possessing, etc. | 0 | 0 | 0 | 0 | 0 | 0 | 0 |
| Total Other Offense Violations: | 0 | 0 | 0 | 0 | 0 | 0 | 0 |

| Prostitution and Commercialized Vice: | White | Black | American Indian or Alaskan Native | Asian | Native Hawaiian or Other Pacific Islander | Hispanic or Latino | Not Hispanic or Latino |
|---|--------------|--------------|--|--------------|--|-------------------------------|---------------------------------------|
| Prostitution | 0 | 0 | 0 | 0 | 0 | 0 | 0 |
| Assisting or Promoting Prostitution | 0 | 0 | 0 | 0 | 0 | 0 | 0 |
| Purchasing Prostitution | 0 | 0 | 0 | 0 | 0 | 0 | 0 |
| Sex Offenses (Except Forcible Rape and Prostitution) | 0 | 0 | 0 | 0 | 0 | 0 | 0 |
| Total Prostitution & Commercialized Vice Violations: | 0 | 0 | 0 | 0 | 0 | 0 | 0 |

2016 Carlin PD Arrests - Juvenile
By Race and Ethnicity

| Drug Abuse Violations: | White | Black | American Indian or Alaskan Native | Asian | Native Hawaiian or Other Pacific Islander | Hispanic or Latino | Not Hispanic or Latino |
|---|--------------|--------------|--|--------------|--|-------------------------------|---------------------------------------|
| Sale/Manufacturing: | | | | | | | |
| Opium or Cocaine and Their Derivatives (Morphine, Heroin, Codeine) | 0 | 0 | 0 | 0 | 0 | 0 | 0 |
| Marijuana | 0 | 0 | 0 | 0 | 0 | 0 | 0 |
| Synthetic Narcotics - Manufactured Narcotics Which Can Cause TrueDrug Addiction Demerol, Methadones) | 0 | 0 | 0 | 0 | 0 | 0 | 0 |
| Other - Dangerous Nonnarcotic Drugs (Barbiturates, Benzedrine) | 0 | 0 | 0 | 0 | 0 | 0 | 0 |
| Possession: | | | | | | | |
| Opium or Cocaine and Their Derivatives (Morphine, Heroin, Codeine) | 0 | 0 | 0 | 0 | 0 | 0 | 0 |
| Marijuana | 5 | 0 | 0 | 0 | 0 | 0 | 5 |
| Synthetic Narcotics - Manufactured Narcotics Which Can Cause TrueDrug Addiction (Demerol, Methadones) | 1 | 0 | 0 | 0 | 0 | 0 | 1 |
| Other - Dangerous Nonnarcotic Drugs (Barbiturates, Benzedrine) | 0 | 0 | 0 | 0 | 0 | 0 | 0 |
| Total Drug Abuse Violations: | 6 | 0 | 0 | 0 | 0 | 0 | 6 |

| Gambling: | White | Black | American Indian or Alaskan Native | Asian | Native Hawaiian or Other Pacific Islander | Hispanic or Latino | Not Hispanic or Latino |
|-----------------------------------|--------------|--------------|--|--------------|--|-------------------------------|---------------------------------------|
| Bookmaking (Horse and Sport Book) | 0 | 0 | 0 | 0 | 0 | 0 | 0 |
| Numbers and Lottery | 0 | 0 | 0 | 0 | 0 | 0 | 0 |
| All Other Gambling | 0 | 0 | 0 | 0 | 0 | 0 | 0 |
| Total Gambling Violations: | 0 | 0 | 0 | 0 | 0 | 0 | 0 |

| Miscellaneous: | White | Black | American Indian or Alaskan Native | Asian | Native Hawaiian or Other Pacific Islander | Hispanic or Latino | Not Hispanic or Latino |
|--|--------------|--------------|--|--------------|--|-------------------------------|---------------------------------------|
| Offenses Against the Family and Children | 0 | 0 | 0 | 0 | 0 | 0 | 0 |
| Driving Under the Influence | 0 | 0 | 0 | 0 | 0 | 0 | 0 |
| Liquor Laws | 2 | 0 | 0 | 0 | 0 | 1 | 1 |
| Drunkenness | 0 | 0 | 0 | 0 | 0 | 0 | 0 |
| Disorderly Conduct | 0 | 0 | 0 | 0 | 0 | 0 | 0 |
| Vagrancy | 0 | 0 | 0 | 0 | 0 | 0 | 0 |
| All Other Offenses (Except Traffic) | 1 | 1 | 0 | 0 | 0 | 0 | 2 |
| Suspicion | 0 | 0 | 0 | 0 | 0 | 0 | 0 |
| Total Miscellaneous Violations: | 3 | 1 | 0 | 0 | 0 | 1 | 3 |

| Human Trafficking: | White | Black | American Indian or Alaskan Native | Asian | Native Hawaiian or Other Pacific Islander | Hispanic or Latino | Not Hispanic or Latino |
|--|--------------|--------------|--|--------------|--|-------------------------------|---------------------------------------|
| Human Trafficking/ Commercial Sex Acts | 0 | 0 | 0 | 0 | 0 | 0 | 0 |
| Human Trafficking/ Involuntary Servitude | 0 | 0 | 0 | 0 | 0 | 0 | 0 |
| Total Human Trafficking Violations: | 0 | 0 | 0 | 0 | 0 | 0 | 0 |

2016 Elko PD Arrests - Juvenile
By Race and Ethnicity

| Index Crimes: | White | Black | American Indian or Alaskan Native | Asian | Native Hawaiian or Other Pacific Islander | Hispanic or Latino | Not Hispanic or Latino |
|--|--------------|--------------|--|--------------|--|-------------------------------|---------------------------------------|
| Murder and Nonnegligent Manslaughter | 0 | 0 | 0 | 0 | 0 | 0 | 0 |
| Manslaughter by Negligence | 0 | 0 | 0 | 0 | 0 | 0 | 0 |
| Rape | 0 | 0 | 0 | 0 | 0 | 0 | 0 |
| Robbery | 0 | 0 | 0 | 0 | 0 | 0 | 0 |
| Aggravated Assault (Return A - 4a-d) | 0 | 1 | 0 | 0 | 0 | 1 | 0 |
| Burglary - Breaking or Entering | 0 | 0 | 0 | 0 | 0 | 0 | 0 |
| Larceny - Theft (Except Motor Vehicle Theft) | 1 | 0 | 2 | 0 | 0 | 1 | 2 |
| Motor Vehicle Theft | 0 | 0 | 0 | 0 | 0 | 0 | 0 |
| Arson | 1 | 0 | 0 | 0 | 0 | 0 | 1 |
| Total Index Crimes Violations: | 2 | 1 | 2 | 0 | 0 | 2 | 3 |

| Other Offenses: | White | Black | American Indian or Alaskan Native | Asian | Native Hawaiian or Other Pacific Islander | Hispanic or Latino | Not Hispanic or Latino |
|--|--------------|--------------|--|--------------|--|-------------------------------|---------------------------------------|
| Other Assaults (Return A - 4e) | 3 | 0 | 0 | 0 | 0 | 1 | 2 |
| Forgery and Counterfeiting | 0 | 0 | 0 | 0 | 0 | 0 | 0 |
| Fraud | 0 | 0 | 0 | 0 | 0 | 0 | 0 |
| Embezzlement | 0 | 0 | 0 | 0 | 0 | 0 | 0 |
| Stolen Property; Buying, Receiving, Possessing | 0 | 0 | 0 | 0 | 0 | 0 | 0 |
| Vandalism | 0 | 0 | 0 | 0 | 0 | 0 | 0 |
| Weapons; Carrying, Possessing, etc. | 0 | 0 | 0 | 0 | 0 | 0 | 0 |
| Total Other Offense Violations: | 3 | 0 | 0 | 0 | 0 | 1 | 2 |

| Prostitution and Commercialized Vice: | White | Black | American Indian or Alaskan Native | Asian | Native Hawaiian or Other Pacific Islander | Hispanic or Latino | Not Hispanic or Latino |
|---|--------------|--------------|--|--------------|--|-------------------------------|---------------------------------------|
| Prostitution | 0 | 0 | 0 | 0 | 0 | 0 | 0 |
| Assisting or Promoting Prostitution | 0 | 0 | 0 | 0 | 0 | 0 | 0 |
| Purchasing Prostitution | 0 | 0 | 0 | 0 | 0 | 0 | 0 |
| Sex Offenses (Except Forcible Rape and Prostitution) | 1 | 0 | 0 | 0 | 0 | 0 | 1 |
| Total Prostitution & Commercialized Vice Violations: | 1 | 0 | 0 | 0 | 0 | 0 | 1 |

2016 Elko PD Arrests - Juvenile
By Race and Ethnicity

| Drug Abuse Violations: | White | Black | American Indian or Alaskan Native | Asian | Native Hawaiian or Other Pacific Islander | Hispanic or Latino | Not Hispanic or Latino |
|---|----------|----------|-----------------------------------|----------|---|--------------------|------------------------|
| Sale/Manufacturing: | | | | | | | |
| Opium or Cocaine and Their Derivatives (Morphine, Heroin, Codeine) | 0 | 0 | 0 | 0 | 0 | 0 | 0 |
| Marijuana | 0 | 0 | 0 | 0 | 0 | 0 | 0 |
| Synthetic Narcotics - Manufactured Narcotics Which Can Cause TrueDrug Addiction Demerol, Methadones) | 0 | 0 | 0 | 0 | 0 | 0 | 0 |
| Other - Dangerous Nonnarcotic Drugs (Barbiturates, Benzadrine) | 0 | 0 | 0 | 0 | 0 | 0 | 0 |
| Possession: | | | | | | | |
| Opium or Cocaine and Their Derivatives (Morphine, Heroin, Codeine) | 0 | 0 | 0 | 0 | 0 | 0 | 0 |
| Marijuana | 6 | 0 | 0 | 0 | 0 | 3 | 3 |
| Synthetic Narcotics - Manufactured Narcotics Which Can Cause TrueDrug Addiction (Demerol, Methadones) | 2 | 0 | 0 | 0 | 0 | 1 | 1 |
| Other - Dangerous Nonnarcotic Drugs (Barbiturates, Benzadrine) | 0 | 0 | 0 | 0 | 0 | 0 | 0 |
| Total Drug Abuse Violations: | 8 | 0 | 0 | 0 | 0 | 4 | 4 |

| Gambling: | White | Black | American Indian or Alaskan Native | Asian | Native Hawaiian or Other Pacific Islander | Hispanic or Latino | Not Hispanic or Latino |
|-----------------------------------|----------|----------|-----------------------------------|----------|---|--------------------|------------------------|
| Bookmaking (Horse and Sport Book) | 0 | 0 | 0 | 0 | 0 | 0 | 0 |
| Numbers and Lottery | 0 | 0 | 0 | 0 | 0 | 0 | 0 |
| All Other Gambling | 0 | 0 | 0 | 0 | 0 | 0 | 0 |
| Total Gambling Violations: | 0 | 0 | 0 | 0 | 0 | 0 | 0 |

| Miscellaneous: | White | Black | American Indian or Alaskan Native | Asian | Native Hawaiian or Other Pacific Islander | Hispanic or Latino | Not Hispanic or Latino |
|--|-----------|----------|-----------------------------------|----------|---|--------------------|------------------------|
| Offenses Against the Family and Children | 14 | 0 | 2 | 0 | 0 | 3 | 13 |
| Driving Under the Influence | 5 | 1 | 0 | 0 | 0 | 1 | 5 |
| Liquor Laws | 3 | 0 | 0 | 0 | 0 | 1 | 2 |
| Drunkenness | 0 | 0 | 0 | 0 | 0 | 0 | 0 |
| Disorderly Conduct | 1 | 0 | 0 | 0 | 0 | 0 | 1 |
| Vagrancy | 0 | 0 | 0 | 0 | 0 | 0 | 0 |
| All Other Offenses (Except Traffic) | 7 | 0 | 0 | 0 | 0 | 4 | 3 |
| Suspicion | 0 | 0 | 0 | 0 | 0 | 0 | 0 |
| Total Miscellaneous Violations: | 30 | 1 | 2 | 0 | 0 | 9 | 24 |

| Human Trafficking: | White | Black | American Indian or Alaskan Native | Asian | Native Hawaiian or Other Pacific Islander | Hispanic or Latino | Not Hispanic or Latino |
|--|----------|----------|-----------------------------------|----------|---|--------------------|------------------------|
| Human Trafficking/ Commercial Sex Acts | 1 | 0 | 0 | 0 | 0 | 1 | 0 |
| Human Trafficking/ Involuntary Servitude | 0 | 0 | 0 | 0 | 0 | 0 | 0 |
| Total Human Trafficking Violations: | 1 | 0 | 0 | 0 | 0 | 1 | 0 |

2016 Elko County SO Arrests - Juvenile
By Race and Ethnicity

| Index Crimes: | White | Black | American Indian or Alaskan Native | Asian | Native Hawaiian or Other Pacific Islander | Hispanic or Latino | Not Hispanic or Latino |
|--|--------------|--------------|--|--------------|--|-------------------------------|---------------------------------------|
| Murder and Nonnegligent Manslaughter | 0 | 0 | 0 | 0 | 0 | 0 | 0 |
| Manslaughter by Negligence | 0 | 0 | 0 | 0 | 0 | 0 | 0 |
| Rape | 0 | 0 | 0 | 0 | 0 | 0 | 0 |
| Robbery | 0 | 0 | 0 | 0 | 0 | 0 | 0 |
| Aggravated Assault (Return A - 4a-d) | 0 | 0 | 0 | 0 | 0 | 0 | 0 |
| Burglary - Breaking or Entering | 1 | 0 | 0 | 0 | 0 | 1 | 0 |
| Larceny - Theft (Except Motor Vehicle Theft) | 2 | 0 | 1 | 0 | 0 | 1 | 2 |
| Motor Vehicle Theft | 0 | 0 | 0 | 0 | 0 | 0 | 0 |
| Arson | 0 | 0 | 0 | 0 | 0 | 0 | 0 |
| Total Index Crimes Violations: | 3 | 0 | 1 | 0 | 0 | 2 | 2 |

| Other Offenses: | White | Black | American Indian or Alaskan Native | Asian | Native Hawaiian or Other Pacific Islander | Hispanic or Latino | Not Hispanic or Latino |
|--|--------------|--------------|--|--------------|--|-------------------------------|---------------------------------------|
| Other Assaults (Return A - 4e) | 10 | 0 | 0 | 0 | 0 | 0 | 10 |
| Forgery and Counterfeiting | 0 | 0 | 0 | 0 | 0 | 0 | 0 |
| Fraud | 1 | 0 | 0 | 0 | 0 | 0 | 1 |
| Embezzlement | 0 | 0 | 0 | 0 | 0 | 0 | 0 |
| Stolen Property; Buying, Receiving, Possessing | 1 | 0 | 0 | 0 | 0 | 0 | 1 |
| Vandalism | 0 | 0 | 0 | 0 | 0 | 0 | 0 |
| Weapons; Carrying, Possessing, etc. | 1 | 0 | 0 | 0 | 0 | 0 | 1 |
| Total Other Offense Violations: | 13 | 0 | 0 | 0 | 0 | 0 | 13 |

| Prostitution and Commercialized Vice: | White | Black | American Indian or Alaskan Native | Asian | Native Hawaiian or Other Pacific Islander | Hispanic or Latino | Not Hispanic or Latino |
|---|--------------|--------------|--|--------------|--|-------------------------------|---------------------------------------|
| Prostitution | 0 | 0 | 0 | 0 | 0 | 0 | 0 |
| Assisting or Promoting Prostitution | 0 | 0 | 0 | 0 | 0 | 0 | 0 |
| Purchasing Prostitution | 0 | 0 | 0 | 0 | 0 | 0 | 0 |
| Sex Offenses (Except Forcible Rape and Prostitution) | 1 | 0 | 0 | 0 | 0 | 0 | 1 |
| Total Prostitution & Commercialized Vice Violations: | 1 | 0 | 0 | 0 | 0 | 0 | 1 |

2016 Elko County SO Arrests - Juvenile
By Race and Ethnicity

| Drug Abuse Violations: | White | Black | American Indian or Alaskan Native | Asian | Native Hawaiian or Other Pacific Islander | Hispanic or Latino | Not Hispanic or Latino |
|---|--------------|--------------|--|--------------|--|-------------------------------|---------------------------------------|
| Sale/Manufacturing: | | | | | | | |
| Opium or Cocaine and Their Derivatives (Morphine, Heroin, Codeine) | 0 | 0 | 0 | 0 | 0 | 0 | 0 |
| Marijuana | 0 | 0 | 0 | 0 | 0 | 0 | 0 |
| Synthetic Narcotics - Manufactured Narcotics Which Can Cause TrueDrug Addiction Demerol, Methadones) | 0 | 0 | 0 | 0 | 0 | 0 | 0 |
| Other - Dangerous Nonnarcotic Drugs (Barbiturates, Benzadrine) | 0 | 0 | 0 | 0 | 0 | 0 | 0 |
| Possession: | | | | | | | |
| Opium or Cocaine and Their Derivatives (Morphine, Heroin, Codeine) | 0 | 0 | 0 | 0 | 0 | 0 | 0 |
| Marijuana | 2 | 0 | 0 | 0 | 0 | 0 | 2 |
| Synthetic Narcotics - Manufactured Narcotics Which Can Cause TrueDrug Addiction (Demerol, Methadones) | 0 | 0 | 0 | 0 | 0 | 0 | 0 |
| Other - Dangerous Nonnarcotic Drugs (Barbiturates, Benzadrine) | 1 | 0 | 0 | 0 | 0 | 0 | 1 |
| Total Drug Abuse Violations: | 3 | 0 | 0 | 0 | 0 | 0 | 3 |

| Gambling: | White | Black | American Indian or Alaskan Native | Asian | Native Hawaiian or Other Pacific Islander | Hispanic or Latino | Not Hispanic or Latino |
|-----------------------------------|--------------|--------------|--|--------------|--|-------------------------------|---------------------------------------|
| Bookmaking (Horse and Sport Book) | 0 | 0 | 0 | 0 | 0 | 0 | 0 |
| Numbers and Lottery | 0 | 0 | 0 | 0 | 0 | 0 | 0 |
| All Other Gambling | 0 | 0 | 0 | 0 | 0 | 0 | 0 |
| Total Gambling Violations: | 0 | 0 | 0 | 0 | 0 | 0 | 0 |

| Miscellaneous: | White | Black | American Indian or Alaskan Native | Asian | Native Hawaiian or Other Pacific Islander | Hispanic or Latino | Not Hispanic or Latino |
|--|--------------|--------------|--|--------------|--|-------------------------------|---------------------------------------|
| Offenses Against the Family and Children | 0 | 0 | 0 | 0 | 0 | 0 | 0 |
| Driving Under the Influence | 1 | 0 | 0 | 0 | 0 | 0 | 1 |
| Liquor Laws | 5 | 0 | 0 | 0 | 0 | 0 | 5 |
| Drunkenness | 1 | 0 | 0 | 0 | 0 | 0 | 1 |
| Disorderly Conduct | 5 | 0 | 0 | 0 | 0 | 0 | 5 |
| Vagrancy | 0 | 0 | 0 | 0 | 0 | 0 | 0 |
| All Other Offenses (Except Traffic) | 8 | 0 | 0 | 0 | 0 | 2 | 6 |
| Suspicion | 0 | 0 | 0 | 0 | 0 | 0 | 0 |
| Total Miscellaneous Violations: | 20 | 0 | 0 | 0 | 0 | 2 | 18 |

| Human Trafficking: | White | Black | American Indian or Alaskan Native | Asian | Native Hawaiian or Other Pacific Islander | Hispanic or Latino | Not Hispanic or Latino |
|--|--------------|--------------|--|--------------|--|-------------------------------|---------------------------------------|
| Human Trafficking/ Commercial Sex Acts | 0 | 0 | 0 | 0 | 0 | 0 | 0 |
| Human Trafficking/ Involuntary Servitude | 0 | 0 | 0 | 0 | 0 | 0 | 0 |
| Total Human Trafficking Violations: | 0 | 0 | 0 | 0 | 0 | 0 | 0 |

2016 West Wendover PD Arrests - Juvenile
By Race and Ethnicity

| Index Crimes: | White | Black | American Indian or Alaskan Native | Asian | Native Hawaiian or Other Pacific Islander | Hispanic or Latino | Not Hispanic or Latino |
|--|--------------|--------------|--|--------------|--|-------------------------------|---------------------------------------|
| Murder and Nonnegligent Manslaughter | 0 | 0 | 0 | 0 | 0 | 0 | 0 |
| Manslaughter by Negligence | 0 | 0 | 0 | 0 | 0 | 0 | 0 |
| Rape | 0 | 0 | 0 | 0 | 0 | 0 | 0 |
| Robbery | 0 | 0 | 0 | 0 | 0 | 0 | 0 |
| Aggravated Assault (Return A - 4a-d) | 0 | 0 | 0 | 0 | 0 | 0 | 0 |
| Burglary - Breaking or Entering | 0 | 0 | 0 | 0 | 0 | 0 | 0 |
| Larceny - Theft (Except Motor Vehicle Theft) | 1 | 0 | 0 | 0 | 0 | 0 | 1 |
| Motor Vehicle Theft | 0 | 0 | 0 | 0 | 0 | 0 | 0 |
| Arson | 0 | 0 | 0 | 0 | 0 | 0 | 0 |
| Total Index Crimes Violations: | 1 | 0 | 0 | 0 | 0 | 0 | 1 |

| Other Offenses: | White | Black | American Indian or Alaskan Native | Asian | Native Hawaiian or Other Pacific Islander | Hispanic or Latino | Not Hispanic or Latino |
|--|--------------|--------------|--|--------------|--|-------------------------------|---------------------------------------|
| Other Assaults (Return A - 4e) | 5 | 0 | 1 | 0 | 0 | 0 | 6 |
| Forgery and Counterfeiting | 0 | 0 | 0 | 0 | 0 | 0 | 0 |
| Fraud | 0 | 0 | 0 | 0 | 0 | 0 | 0 |
| Embezzlement | 0 | 0 | 0 | 0 | 0 | 0 | 0 |
| Stolen Property; Buying, Receiving, Possessing | 0 | 0 | 0 | 0 | 0 | 0 | 0 |
| Vandalism | 1 | 0 | 0 | 0 | 0 | 0 | 1 |
| Weapons; Carrying, Possessing, etc. | 0 | 0 | 0 | 0 | 0 | 0 | 0 |
| Total Other Offense Violations: | 6 | 0 | 1 | 0 | 0 | 0 | 7 |

| Prostitution and Commercialized Vice: | White | Black | American Indian or Alaskan Native | Asian | Native Hawaiian or Other Pacific Islander | Hispanic or Latino | Not Hispanic or Latino |
|---|--------------|--------------|--|--------------|--|-------------------------------|---------------------------------------|
| Prostitution | 0 | 0 | 0 | 0 | 0 | 0 | 0 |
| Assisting or Promoting Prostitution | 0 | 0 | 0 | 0 | 0 | 0 | 0 |
| Purchasing Prostitution | 0 | 0 | 0 | 0 | 0 | 0 | 0 |
| Sex Offenses (Except Forcible Rape and Prostitution) | 0 | 0 | 0 | 0 | 0 | 0 | 0 |
| Total Prostitution & Commercialized Vice Violations: | 0 | 0 | 0 | 0 | 0 | 0 | 0 |

2016 West Wendover PD Arrests - Juvenile
By Race and Ethnicity

| Drug Abuse Violations: | White | Black | American Indian or Alaskan Native | Asian | Native Hawaiian or Other Pacific Islander | Hispanic or Latino | Not Hispanic or Latino |
|---|--------------|--------------|--|--------------|--|-------------------------------|---------------------------------------|
| Sale/Manufacturing: | | | | | | | |
| Opium or Cocaine and Their Derivatives (Morphine, Heroin, Codeine) | 0 | 0 | 0 | 0 | 0 | 0 | 0 |
| Marijuana | 0 | 0 | 0 | 0 | 0 | 0 | 0 |
| Synthetic Narcotics - Manufactured Narcotics Which Can Cause TrueDrug Addiction Demerol, Methadones) | 0 | 0 | 0 | 0 | 0 | 0 | 0 |
| Other - Dangerous Nonnarcotic Drugs (Barbiturates, Benzedrine) | 0 | 0 | 0 | 0 | 0 | 0 | 0 |
| Possession: | | | | | | | |
| Opium or Cocaine and Their Derivatives (Morphine, Heroin, Codeine) | 0 | 0 | 0 | 0 | 0 | 0 | 0 |
| Marijuana | 0 | 0 | 0 | 0 | 0 | 0 | 0 |
| Synthetic Narcotics - Manufactured Narcotics Which Can Cause TrueDrug Addiction (Demerol, Methadones) | 0 | 0 | 0 | 0 | 0 | 0 | 0 |
| Other - Dangerous Nonnarcotic Drugs (Barbiturates, Benzedrine) | 0 | 0 | 0 | 0 | 0 | 0 | 0 |
| Total Drug Abuse Violations: | 0 | 0 | 0 | 0 | 0 | 0 | 0 |

| Gambling: | White | Black | American Indian or Alaskan Native | Asian | Native Hawaiian or Other Pacific Islander | Hispanic or Latino | Not Hispanic or Latino |
|-----------------------------------|--------------|--------------|--|--------------|--|-------------------------------|---------------------------------------|
| Bookmaking (Horse and Sport Book) | 0 | 0 | 0 | 0 | 0 | 0 | 0 |
| Numbers and Lottery | 0 | 0 | 0 | 0 | 0 | 0 | 0 |
| All Other Gambling | 0 | 0 | 0 | 0 | 0 | 0 | 0 |
| Total Gambling Violations: | 0 | 0 | 0 | 0 | 0 | 0 | 0 |

| Miscellaneous: | White | Black | American Indian or Alaskan Native | Asian | Native Hawaiian or Other Pacific Islander | Hispanic or Latino | Not Hispanic or Latino |
|--|--------------|--------------|--|--------------|--|-------------------------------|---------------------------------------|
| Offenses Against the Family and Children | 0 | 0 | 0 | 0 | 0 | 0 | 0 |
| Driving Under the Influence | 0 | 0 | 0 | 0 | 0 | 0 | 0 |
| Liquor Laws | 0 | 0 | 0 | 0 | 0 | 0 | 0 |
| Drunkenness | 0 | 0 | 0 | 0 | 0 | 0 | 0 |
| Disorderly Conduct | 0 | 0 | 0 | 0 | 0 | 0 | 0 |
| Vagrancy | 0 | 0 | 0 | 0 | 0 | 0 | 0 |
| All Other Offenses (Except Traffic) | 0 | 0 | 0 | 0 | 0 | 0 | 0 |
| Suspicion | 0 | 0 | 0 | 0 | 0 | 0 | 0 |
| Total Miscellaneous Violations: | 0 | 0 | 0 | 0 | 0 | 0 | 0 |

| Human Trafficking: | White | Black | American Indian or Alaskan Native | Asian | Native Hawaiian or Other Pacific Islander | Hispanic or Latino | Not Hispanic or Latino |
|--|--------------|--------------|--|--------------|--|-------------------------------|---------------------------------------|
| Human Trafficking/ Commercial Sex Acts | 0 | 0 | 0 | 0 | 0 | 0 | 0 |
| Human Trafficking/ Involuntary Servitude | 0 | 0 | 0 | 0 | 0 | 0 | 0 |
| Total Human Trafficking Violations: | 0 | 0 | 0 | 0 | 0 | 0 | 0 |

2016 Esmeralda County Arrests - Juvenile
By Race and Ethnicity

| Index Crimes: | White | Black | American Indian or Alaskan Native | Asian | Native Hawaiian or Other Pacific Islander | Hispanic or Latino | Not Hispanic or Latino |
|--|--------------|--------------|--|--------------|--|-------------------------------|---------------------------------------|
| Murder and Nonnegligent Manslaughter | 0 | 0 | 0 | 0 | 0 | 0 | 0 |
| Manslaughter by Negligence | 0 | 0 | 0 | 0 | 0 | 0 | 0 |
| Rape | 0 | 0 | 0 | 0 | 0 | 0 | 0 |
| Robbery | 0 | 0 | 0 | 0 | 0 | 0 | 0 |
| Aggravated Assault (Return A - 4a-d) | 0 | 0 | 0 | 0 | 0 | 0 | 0 |
| Burglary - Breaking or Entering | 0 | 0 | 0 | 0 | 0 | 0 | 0 |
| Larceny - Theft (Except Motor Vehicle Theft) | 0 | 0 | 0 | 0 | 0 | 0 | 0 |
| Motor Vehicle Theft | 0 | 0 | 0 | 0 | 0 | 0 | 0 |
| Arson | 0 | 0 | 0 | 0 | 0 | 0 | 0 |
| Total Index Crimes Violations: | 0 | 0 | 0 | 0 | 0 | 0 | 0 |

| Other Offenses: | White | Black | American Indian or Alaskan Native | Asian | Native Hawaiian or Other Pacific Islander | Hispanic or Latino | Not Hispanic or Latino |
|--|--------------|--------------|--|--------------|--|-------------------------------|---------------------------------------|
| Other Assaults (Return A - 4e) | 0 | 0 | 0 | 0 | 0 | 0 | 0 |
| Forgery and Counterfeiting | 0 | 0 | 0 | 0 | 0 | 0 | 0 |
| Fraud | 0 | 0 | 0 | 0 | 0 | 0 | 0 |
| Embezzlement | 0 | 0 | 0 | 0 | 0 | 0 | 0 |
| Stolen Property; Buying, Receiving, Possessing | 0 | 0 | 0 | 0 | 0 | 0 | 0 |
| Vandalism | 0 | 0 | 0 | 0 | 0 | 0 | 0 |
| Weapons; Carrying, Possessing, etc. | 0 | 0 | 0 | 0 | 0 | 0 | 0 |
| Total Other Offense Violations: | 0 | 0 | 0 | 0 | 0 | 0 | 0 |

| Prostitution and Commercialized Vice: | White | Black | American Indian or Alaskan Native | Asian | Native Hawaiian or Other Pacific Islander | Hispanic or Latino | Not Hispanic or Latino |
|---|--------------|--------------|--|--------------|--|-------------------------------|---------------------------------------|
| Prostitution | 0 | 0 | 0 | 0 | 0 | 0 | 0 |
| Assisting or Promoting Prostitution | 0 | 0 | 0 | 0 | 0 | 0 | 0 |
| Purchasing Prostitution | 0 | 0 | 0 | 0 | 0 | 0 | 0 |
| Sex Offenses (Except Forcible Rape and Prostitution) | 0 | 0 | 0 | 0 | 0 | 0 | 0 |
| Total Prostitution & Commercialized Vice Violations: | 0 | 0 | 0 | 0 | 0 | 0 | 0 |

2016 Esmeralda County Arrests - Juvenile
By Race and Ethnicity

| Drug Abuse Violations: | White | Black | American Indian or Alaskan Native | Asian | Native Hawaiian or Other Pacific Islander | Hispanic or Latino | Not Hispanic or Latino |
|---|--------------|--------------|--|--------------|--|-------------------------------|---------------------------------------|
| Sale/Manufacturing: | | | | | | | |
| Opium or Cocaine and Their Derivatives (Morphine, Heroin, Codeine) | 0 | 0 | 0 | 0 | 0 | 0 | 0 |
| Marijuana | 0 | 0 | 0 | 0 | 0 | 0 | 0 |
| Synthetic Narcotics - Manufactured Narcotics Which Can Cause TrueDrug Addiction Demerol, Methadones) | 0 | 0 | 0 | 0 | 0 | 0 | 0 |
| Other - Dangerous Nonnarcotic Drugs (Barbiturates, Benzedrine) | 0 | 0 | 0 | 0 | 0 | 0 | 0 |
| Possession: | | | | | | | |
| Opium or Cocaine and Their Derivatives (Morphine, Heroin, Codeine) | 0 | 0 | 0 | 0 | 0 | 0 | 0 |
| Marijuana | 0 | 0 | 0 | 0 | 0 | 0 | 0 |
| Synthetic Narcotics - Manufactured Narcotics Which Can Cause TrueDrug Addiction (Demerol, Methadones) | 0 | 0 | 0 | 0 | 0 | 0 | 0 |
| Other - Dangerous Nonnarcotic Drugs (Barbiturates, Benzedrine) | 0 | 0 | 0 | 0 | 0 | 0 | 0 |
| Total Drug Abuse Violations: | 0 | 0 | 0 | 0 | 0 | 0 | 0 |

| Gambling: | White | Black | American Indian or Alaskan Native | Asian | Native Hawaiian or Other Pacific Islander | Hispanic or Latino | Not Hispanic or Latino |
|-----------------------------------|--------------|--------------|--|--------------|--|-------------------------------|---------------------------------------|
| Bookmaking (Horse and Sport Book) | 0 | 0 | 0 | 0 | 0 | 0 | 0 |
| Numbers and Lottery | 0 | 0 | 0 | 0 | 0 | 0 | 0 |
| All Other Gambling | 0 | 0 | 0 | 0 | 0 | 0 | 0 |
| Total Gambling Violations: | 0 | 0 | 0 | 0 | 0 | 0 | 0 |

| Miscellaneous: | White | Black | American Indian or Alaskan Native | Asian | Native Hawaiian or Other Pacific Islander | Hispanic or Latino | Not Hispanic or Latino |
|--|--------------|--------------|--|--------------|--|-------------------------------|---------------------------------------|
| Offenses Against the Family and Children | 0 | 0 | 0 | 0 | 0 | 0 | 0 |
| Driving Under the Influence | 0 | 0 | 0 | 0 | 0 | 0 | 0 |
| Liquor Laws | 0 | 0 | 0 | 0 | 0 | 0 | 0 |
| Drunkenness | 0 | 0 | 0 | 0 | 0 | 0 | 0 |
| Disorderly Conduct | 0 | 0 | 0 | 0 | 0 | 0 | 0 |
| Vagrancy | 0 | 0 | 0 | 0 | 0 | 0 | 0 |
| All Other Offenses (Except Traffic) | 0 | 0 | 0 | 0 | 0 | 0 | 0 |
| Suspicion | 0 | 0 | 0 | 0 | 0 | 0 | 0 |
| Total Miscellaneous Violations: | 0 | 0 | 0 | 0 | 0 | 0 | 0 |

| Human Trafficking: | White | Black | American Indian or Alaskan Native | Asian | Native Hawaiian or Other Pacific Islander | Hispanic or Latino | Not Hispanic or Latino |
|--|--------------|--------------|--|--------------|--|-------------------------------|---------------------------------------|
| Human Trafficking/ Commercial Sex Acts | 0 | 0 | 0 | 0 | 0 | 0 | 0 |
| Human Trafficking/ Involuntary Servitude | 0 | 0 | 0 | 0 | 0 | 0 | 0 |
| Total Human Trafficking Violations: | 0 | 0 | 0 | 0 | 0 | 0 | 0 |

2016 Eureka County Arrests - Juvenile
By Race and Ethnicity

| Index Crimes: | White | Black | American Indian or Alaskan Native | Asian | Native Hawaiian or Other Pacific Islander | Hispanic or Latino | Not Hispanic or Latino |
|--|--------------|--------------|--|--------------|--|-------------------------------|---------------------------------------|
| Murder and Nonnegligent Manslaughter | 0 | 0 | 0 | 0 | 0 | 0 | 0 |
| Manslaughter by Negligence | 0 | 0 | 0 | 0 | 0 | 0 | 0 |
| Rape | 0 | 0 | 0 | 0 | 0 | 0 | 0 |
| Robbery | 0 | 0 | 0 | 0 | 0 | 0 | 0 |
| Aggravated Assault (Return A - 4a-d) | 0 | 0 | 0 | 0 | 0 | 0 | 0 |
| Burglary - Breaking or Entering | 0 | 0 | 0 | 0 | 0 | 0 | 0 |
| Larceny - Theft (Except Motor Vehicle Theft) | 0 | 0 | 0 | 0 | 0 | 0 | 0 |
| Motor Vehicle Theft | 0 | 0 | 0 | 0 | 0 | 0 | 0 |
| Arson | 0 | 0 | 0 | 0 | 0 | 0 | 0 |
| Total Index Crimes Violations: | 0 | 0 | 0 | 0 | 0 | 0 | 0 |

| Other Offenses: | White | Black | American Indian or Alaskan Native | Asian | Native Hawaiian or Other Pacific Islander | Hispanic or Latino | Not Hispanic or Latino |
|--|--------------|--------------|--|--------------|--|-------------------------------|---------------------------------------|
| Other Assaults (Return A - 4e) | 1 | 0 | 0 | 0 | 0 | 0 | 1 |
| Forgery and Counterfeiting | 0 | 0 | 0 | 0 | 0 | 0 | 0 |
| Fraud | 0 | 0 | 0 | 0 | 0 | 0 | 0 |
| Embezzlement | 0 | 0 | 0 | 0 | 0 | 0 | 0 |
| Stolen Property; Buying, Receiving, Possessing | 0 | 0 | 0 | 0 | 0 | 0 | 0 |
| Vandalism | 0 | 0 | 0 | 0 | 0 | 0 | 0 |
| Weapons; Carrying, Possessing, etc. | 0 | 0 | 0 | 0 | 0 | 0 | 0 |
| Total Other Offense Violations: | 1 | 0 | 0 | 0 | 0 | 0 | 1 |

| Prostitution and Commercialized Vice: | White | Black | American Indian or Alaskan Native | Asian | Native Hawaiian or Other Pacific Islander | Hispanic or Latino | Not Hispanic or Latino |
|---|--------------|--------------|--|--------------|--|-------------------------------|---------------------------------------|
| Prostitution | 0 | 0 | 0 | 0 | 0 | 0 | 0 |
| Assisting or Promoting Prostitution | 0 | 0 | 0 | 0 | 0 | 0 | 0 |
| Purchasing Prostitution | 0 | 0 | 0 | 0 | 0 | 0 | 0 |
| Sex Offenses (Except Forcible Rape and Prostitution) | 0 | 0 | 0 | 0 | 0 | 0 | 0 |
| Total Prostitution & Commercialized Vice Violations: | 0 | 0 | 0 | 0 | 0 | 0 | 0 |

2016 Eureka County Arrests - Juvenile
By Race and Ethnicity

| Drug Abuse Violations: | White | Black | American Indian or Alaskan Native | Asian | Native Hawaiian or Other Pacific Islander | Hispanic or Latino | Not Hispanic or Latino |
|---|--------------|--------------|--|--------------|--|-------------------------------|---------------------------------------|
| Sale/Manufacturing: | | | | | | | |
| Opium or Cocaine and Their Derivatives (Morphine, Heroin, Codeine) | 0 | 0 | 0 | 0 | 0 | 0 | 0 |
| Marijuana | 0 | 0 | 0 | 0 | 0 | 0 | 0 |
| Synthetic Narcotics - Manufactured Narcotics Which Can Cause TrueDrug Addiction Demerol, Methadones) | 0 | 0 | 0 | 0 | 0 | 0 | 0 |
| Other - Dangerous Nonnarcotic Drugs (Barbiturates, Benzedrine) | 0 | 0 | 0 | 0 | 0 | 0 | 0 |
| Possession: | | | | | | | |
| Opium or Cocaine and Their Derivatives (Morphine, Heroin, Codeine) | 0 | 0 | 0 | 0 | 0 | 0 | 0 |
| Marijuana | 0 | 0 | 0 | 0 | 0 | 0 | 0 |
| Synthetic Narcotics - Manufactured Narcotics Which Can Cause TrueDrug Addiction (Demerol, Methadones) | 0 | 0 | 0 | 0 | 0 | 0 | 0 |
| Other - Dangerous Nonnarcotic Drugs (Barbiturates, Benzedrine) | 0 | 0 | 0 | 0 | 0 | 0 | 0 |
| Total Drug Abuse Violations: | 0 | 0 | 0 | 0 | 0 | 0 | 0 |

| Gambling: | White | Black | American Indian or Alaskan Native | Asian | Native Hawaiian or Other Pacific Islander | Hispanic or Latino | Not Hispanic or Latino |
|-----------------------------------|--------------|--------------|--|--------------|--|-------------------------------|---------------------------------------|
| Bookmaking (Horse and Sport Book) | 0 | 0 | 0 | 0 | 0 | 0 | 0 |
| Numbers and Lottery | 0 | 0 | 0 | 0 | 0 | 0 | 0 |
| All Other Gambling | 0 | 0 | 0 | 0 | 0 | 0 | 0 |
| Total Gambling Violations: | 0 | 0 | 0 | 0 | 0 | 0 | 0 |

| Miscellaneous: | White | Black | American Indian or Alaskan Native | Asian | Native Hawaiian or Other Pacific Islander | Hispanic or Latino | Not Hispanic or Latino |
|--|--------------|--------------|--|--------------|--|-------------------------------|---------------------------------------|
| Offenses Against the Family and Children | 0 | 0 | 0 | 0 | 0 | 0 | 0 |
| Driving Under the Influence | 0 | 0 | 0 | 0 | 0 | 0 | 0 |
| Liquor Laws | 0 | 0 | 0 | 0 | 0 | 0 | 0 |
| Drunkenness | 0 | 0 | 0 | 0 | 0 | 0 | 0 |
| Disorderly Conduct | 0 | 0 | 0 | 0 | 0 | 0 | 0 |
| Vagrancy | 0 | 0 | 0 | 0 | 0 | 0 | 0 |
| All Other Offenses (Except Traffic) | 0 | 0 | 0 | 0 | 0 | 0 | 0 |
| Suspicion | 0 | 0 | 0 | 0 | 0 | 0 | 0 |
| Total Miscellaneous Violations: | 0 | 0 | 0 | 0 | 0 | 0 | 0 |

| Human Trafficking: | White | Black | American Indian or Alaskan Native | Asian | Native Hawaiian or Other Pacific Islander | Hispanic or Latino | Not Hispanic or Latino |
|--|--------------|--------------|--|--------------|--|-------------------------------|---------------------------------------|
| Human Trafficking/ Commercial Sex Acts | 0 | 0 | 0 | 0 | 0 | 0 | 0 |
| Human Trafficking/ Involuntary Servitude | 0 | 0 | 0 | 0 | 0 | 0 | 0 |
| Total Human Trafficking Violations: | 0 | 0 | 0 | 0 | 0 | 0 | 0 |

2016 Humboldt County Arrests - Juvenile
By Race and Ethnicity

| Index Crimes: | White | Black | American Indian or Alaskan Native | Asian | Native Hawaiian or Other Pacific Islander | Hispanic or Latino | Not Hispanic or Latino |
|--|--------------|--------------|--|--------------|--|-------------------------------|---------------------------------------|
| Murder and Nonnegligent Manslaughter | 0 | 0 | 0 | 0 | 0 | 0 | 0 |
| Manslaughter by Negligence | 0 | 0 | 0 | 0 | 0 | 0 | 0 |
| Rape | 0 | 0 | 0 | 0 | 0 | 0 | 0 |
| Robbery | 0 | 0 | 0 | 0 | 0 | 0 | 0 |
| Aggravated Assault (Return A - 4a-d) | 1 | 0 | 0 | 0 | 0 | 0 | 1 |
| Burglary - Breaking or Entering | 1 | 0 | 0 | 0 | 0 | 0 | 1 |
| Larceny - Theft (Except Motor Vehicle Theft) | 3 | 1 | 0 | 0 | 0 | 1 | 3 |
| Motor Vehicle Theft | 0 | 0 | 0 | 0 | 0 | 0 | 0 |
| Arson | 0 | 0 | 0 | 0 | 0 | 0 | 0 |
| Total Index Crimes Violations: | 5 | 1 | 0 | 0 | 0 | 1 | 5 |

| Other Offenses: | White | Black | American Indian or Alaskan Native | Asian | Native Hawaiian or Other Pacific Islander | Hispanic or Latino | Not Hispanic or Latino |
|--|--------------|--------------|--|--------------|--|-------------------------------|---------------------------------------|
| Other Assaults (Return A - 4e) | 7 | 0 | 1 | 0 | 0 | 1 | 7 |
| Forgery and Counterfeiting | 0 | 0 | 0 | 0 | 0 | 0 | 0 |
| Fraud | 0 | 0 | 0 | 0 | 0 | 0 | 0 |
| Embezzlement | 0 | 0 | 0 | 0 | 0 | 0 | 0 |
| Stolen Property; Buying, Receiving, Possessing | 0 | 0 | 0 | 0 | 0 | 0 | 0 |
| Vandalism | 1 | 0 | 0 | 0 | 0 | 0 | 1 |
| Weapons; Carrying, Possessing, etc. | 0 | 0 | 0 | 0 | 0 | 0 | 0 |
| Total Other Offense Violations: | 8 | 0 | 1 | 0 | 0 | 1 | 8 |

| Prostitution and Commercialized Vice: | White | Black | American Indian or Alaskan Native | Asian | Native Hawaiian or Other Pacific Islander | Hispanic or Latino | Not Hispanic or Latino |
|---|--------------|--------------|--|--------------|--|-------------------------------|---------------------------------------|
| Prostitution | 0 | 0 | 0 | 0 | 0 | 0 | 0 |
| Assisting or Promoting Prostitution | 0 | 0 | 0 | 0 | 0 | 0 | 0 |
| Purchasing Prostitution | 0 | 0 | 0 | 0 | 0 | 0 | 0 |
| Sex Offenses (Except Forcible Rape and Prostitution) | 1 | 0 | 0 | 0 | 0 | 1 | 0 |
| Total Prostitution & Commercialized Vice Violations: | 1 | 0 | 0 | 0 | 0 | 1 | 0 |

2016 Humboldt County Arrests - Juvenile
By Race and Ethnicity

| Drug Abuse Violations: | White | Black | American Indian or Alaskan Native | Asian | Native Hawaiian or Other Pacific Islander | Hispanic or Latino | Not Hispanic or Latino |
|---|--------------|--------------|--|--------------|--|-------------------------------|---------------------------------------|
| Sale/Manufacturing: | | | | | | | |
| Opium or Cocaine and Their Derivatives (Morphine, Heroin, Codeine) | 0 | 0 | 0 | 0 | 0 | 0 | 0 |
| Marijuana | 0 | 0 | 0 | 0 | 0 | 0 | 0 |
| Synthetic Narcotics - Manufactured Narcotics Which Can Cause TrueDrug Addiction Demerol, Methadones) | 0 | 0 | 0 | 0 | 0 | 0 | 0 |
| Other - Dangerous Nonnarcotic Drugs (Barbiturates, Benzedrine) | 0 | 0 | 0 | 0 | 0 | 0 | 0 |
| Possession: | | | | | | | |
| Opium or Cocaine and Their Derivatives (Morphine, Heroin, Codeine) | 0 | 0 | 0 | 0 | 0 | 0 | 0 |
| Marijuana | 7 | 0 | 2 | 0 | 0 | 3 | 6 |
| Synthetic Narcotics - Manufactured Narcotics Which Can Cause TrueDrug Addiction (Demerol, Methadones) | 0 | 0 | 0 | 0 | 0 | 0 | 0 |
| Other - Dangerous Nonnarcotic Drugs (Barbiturates, Benzedrine) | 0 | 0 | 0 | 0 | 0 | 0 | 0 |
| Total Drug Abuse Violations: | 7 | 0 | 2 | 0 | 0 | 3 | 6 |

| Gambling: | White | Black | American Indian or Alaskan Native | Asian | Native Hawaiian or Other Pacific Islander | Hispanic or Latino | Not Hispanic or Latino |
|-----------------------------------|--------------|--------------|--|--------------|--|-------------------------------|---------------------------------------|
| Bookmaking (Horse and Sport Book) | 0 | 0 | 0 | 0 | 0 | 0 | 0 |
| Numbers and Lottery | 0 | 0 | 0 | 0 | 0 | 0 | 0 |
| All Other Gambling | 0 | 0 | 0 | 0 | 0 | 0 | 0 |
| Total Gambling Violations: | 0 | 0 | 0 | 0 | 0 | 0 | 0 |

| Miscellaneous: | White | Black | American Indian or Alaskan Native | Asian | Native Hawaiian or Other Pacific Islander | Hispanic or Latino | Not Hispanic or Latino |
|--|--------------|--------------|--|--------------|--|-------------------------------|---------------------------------------|
| Offenses Against the Family and Children | 2 | 0 | 0 | 0 | 0 | 1 | 1 |
| Driving Under the Influence | 0 | 0 | 0 | 0 | 0 | 0 | 0 |
| Liquor Laws | 0 | 0 | 0 | 0 | 0 | 0 | 0 |
| Drunkenness | 0 | 0 | 0 | 0 | 0 | 0 | 0 |
| Disorderly Conduct | 0 | 0 | 0 | 0 | 0 | 0 | 0 |
| Vagrancy | 0 | 0 | 0 | 0 | 0 | 0 | 0 |
| All Other Offenses (Except Traffic) | 11 | 0 | 2 | 0 | 0 | 4 | 9 |
| Suspicion | 0 | 0 | 0 | 0 | 0 | 0 | 0 |
| Total Miscellaneous Violations: | 13 | 0 | 2 | 0 | 0 | 5 | 10 |

| Human Trafficking: | White | Black | American Indian or Alaskan Native | Asian | Native Hawaiian or Other Pacific Islander | Hispanic or Latino | Not Hispanic or Latino |
|--|--------------|--------------|--|--------------|--|-------------------------------|---------------------------------------|
| Human Trafficking/ Commercial Sex Acts | 0 | 0 | 0 | 0 | 0 | 0 | 0 |
| Human Trafficking/ Involuntary Servitude | 0 | 0 | 0 | 0 | 0 | 0 | 0 |
| Total Human Trafficking Violations: | 0 | 0 | 0 | 0 | 0 | 0 | 0 |

2016 Humboldt County School District PD Arrests - Juvenile
By Race and Ethnicity

| Index Crimes: | White | Black | American Indian or Alaskan Native | Asian | Native Hawaiian or Other Pacific Islander | Hispanic or Latino | Not Hispanic or Latino |
|--|--------------|--------------|--|--------------|--|-------------------------------|---------------------------------------|
| Murder and Nonnegligent Manslaughter | 0 | 0 | 0 | 0 | 0 | 0 | 0 |
| Manslaughter by Negligence | 0 | 0 | 0 | 0 | 0 | 0 | 0 |
| Rape | 0 | 0 | 0 | 0 | 0 | 0 | 0 |
| Robbery | 0 | 0 | 0 | 0 | 0 | 0 | 0 |
| Aggravated Assault (Return A - 4a-d) | 0 | 0 | 0 | 0 | 0 | 0 | 0 |
| Burglary - Breaking or Entering | 0 | 0 | 0 | 0 | 0 | 0 | 0 |
| Larceny - Theft (Except Motor Vehicle Theft) | 0 | 0 | 0 | 0 | 0 | 0 | 0 |
| Motor Vehicle Theft | 0 | 0 | 0 | 0 | 0 | 0 | 0 |
| Arson | 0 | 0 | 0 | 0 | 0 | 0 | 0 |
| Total Index Crimes Violations: | 0 | 0 | 0 | 0 | 0 | 0 | 0 |

| Other Offenses: | White | Black | American Indian or Alaskan Native | Asian | Native Hawaiian or Other Pacific Islander | Hispanic or Latino | Not Hispanic or Latino |
|--|--------------|--------------|--|--------------|--|-------------------------------|---------------------------------------|
| Other Assaults (Return A - 4e) | 0 | 0 | 0 | 0 | 0 | 0 | 0 |
| Forgery and Counterfeiting | 0 | 0 | 0 | 0 | 0 | 0 | 0 |
| Fraud | 0 | 0 | 0 | 0 | 0 | 0 | 0 |
| Embezzlement | 0 | 0 | 0 | 0 | 0 | 0 | 0 |
| Stolen Property; Buying, Receiving, Possessing | 0 | 0 | 0 | 0 | 0 | 0 | 0 |
| Vandalism | 0 | 0 | 0 | 0 | 0 | 0 | 0 |
| Weapons; Carrying, Possessing, etc. | 0 | 0 | 0 | 0 | 0 | 0 | 0 |
| Total Other Offense Violations: | 0 | 0 | 0 | 0 | 0 | 0 | 0 |

| Prostitution and Commercialized Vice: | White | Black | American Indian or Alaskan Native | Asian | Native Hawaiian or Other Pacific Islander | Hispanic or Latino | Not Hispanic or Latino |
|---|--------------|--------------|--|--------------|--|-------------------------------|---------------------------------------|
| Prostitution | 0 | 0 | 0 | 0 | 0 | 0 | 0 |
| Assisting or Promoting Prostitution | 0 | 0 | 0 | 0 | 0 | 0 | 0 |
| Purchasing Prostitution | 0 | 0 | 0 | 0 | 0 | 0 | 0 |
| Sex Offenses (Except Forcible Rape and Prostitution) | 0 | 0 | 0 | 0 | 0 | 0 | 0 |
| Total Prostitution & Commercialized Vice Violations: | 0 | 0 | 0 | 0 | 0 | 0 | 0 |

2016 Humboldt County School District PD Arrests - Juvenile
By Race and Ethnicity

| Drug Abuse Violations: | White | Black | American Indian or Alaskan Native | Asian | Native Hawaiian or Other Pacific Islander | Hispanic or Latino | Not Hispanic or Latino |
|---|--------------|--------------|--|--------------|--|-------------------------------|---------------------------------------|
| Sale/Manufacturing: | | | | | | | |
| Opium or Cocaine and Their Derivatives (Morphine, Heroin, Codeine) | 0 | 0 | 0 | 0 | 0 | 0 | 0 |
| Marijuana | 0 | 0 | 0 | 0 | 0 | 0 | 0 |
| Synthetic Narcotics - Manufactured Narcotics Which Can Cause TrueDrug Addiction Demerol, Methadones) | 0 | 0 | 0 | 0 | 0 | 0 | 0 |
| Other - Dangerous Nonnarcotic Drugs (Barbiturates, Benzedrine) | 0 | 0 | 0 | 0 | 0 | 0 | 0 |
| Possession: | | | | | | | |
| Opium or Cocaine and Their Derivatives (Morphine, Heroin, Codeine) | 0 | 0 | 0 | 0 | 0 | 0 | 0 |
| Marijuana | 4 | 0 | 2 | 0 | 0 | 3 | 3 |
| Synthetic Narcotics - Manufactured Narcotics Which Can Cause TrueDrug Addiction (Demerol, Methadones) | 0 | 0 | 0 | 0 | 0 | 0 | 0 |
| Other - Dangerous Nonnarcotic Drugs (Barbiturates, Benzedrine) | 0 | 0 | 0 | 0 | 0 | 0 | 0 |
| Total Drug Abuse Violations: | 4 | 0 | 2 | 0 | 0 | 3 | 3 |

| Gambling: | White | Black | American Indian or Alaskan Native | Asian | Native Hawaiian or Other Pacific Islander | Hispanic or Latino | Not Hispanic or Latino |
|-----------------------------------|--------------|--------------|--|--------------|--|-------------------------------|---------------------------------------|
| Bookmaking (Horse and Sport Book) | 0 | 0 | 0 | 0 | 0 | 0 | 0 |
| Numbers and Lottery | 0 | 0 | 0 | 0 | 0 | 0 | 0 |
| All Other Gambling | 0 | 0 | 0 | 0 | 0 | 0 | 0 |
| Total Gambling Violations: | 0 | 0 | 0 | 0 | 0 | 0 | 0 |

| Miscellaneous: | White | Black | American Indian or Alaskan Native | Asian | Native Hawaiian or Other Pacific Islander | Hispanic or Latino | Not Hispanic or Latino |
|--|--------------|--------------|--|--------------|--|-------------------------------|---------------------------------------|
| Offenses Against the Family and Children | 0 | 0 | 0 | 0 | 0 | 0 | 0 |
| Driving Under the Influence | 0 | 0 | 0 | 0 | 0 | 0 | 0 |
| Liquor Laws | 0 | 0 | 0 | 0 | 0 | 0 | 0 |
| Drunkenness | 0 | 0 | 0 | 0 | 0 | 0 | 0 |
| Disorderly Conduct | 0 | 0 | 0 | 0 | 0 | 0 | 0 |
| Vagrancy | 0 | 0 | 0 | 0 | 0 | 0 | 0 |
| All Other Offenses (Except Traffic) | 7 | 0 | 2 | 0 | 0 | 3 | 6 |
| Suspicion | 0 | 0 | 0 | 0 | 0 | 0 | 0 |
| Total Miscellaneous Violations: | 7 | 0 | 2 | 0 | 0 | 3 | 6 |

| Human Trafficking: | White | Black | American Indian or Alaskan Native | Asian | Native Hawaiian or Other Pacific Islander | Hispanic or Latino | Not Hispanic or Latino |
|--|--------------|--------------|--|--------------|--|-------------------------------|---------------------------------------|
| Human Trafficking/ Commercial Sex Acts | 0 | 0 | 0 | 0 | 0 | 0 | 0 |
| Human Trafficking/ Involuntary Servitude | 0 | 0 | 0 | 0 | 0 | 0 | 0 |
| Total Human Trafficking Violations: | 0 | 0 | 0 | 0 | 0 | 0 | 0 |

2016 Humboldt County SO Arrests - Juvenile
By Race and Ethnicity

| Index Crimes: | White | Black | American Indian or Alaskan Native | Asian | Native Hawaiian or Other Pacific Islander | Hispanic or Latino | Not Hispanic or Latino |
|--|--------------|--------------|--|--------------|--|-------------------------------|---------------------------------------|
| Murder and Nonnegligent Manslaughter | 0 | 0 | 0 | 0 | 0 | 0 | 0 |
| Manslaughter by Negligence | 0 | 0 | 0 | 0 | 0 | 0 | 0 |
| Rape | 0 | 0 | 0 | 0 | 0 | 0 | 0 |
| Robbery | 0 | 0 | 0 | 0 | 0 | 0 | 0 |
| Aggravated Assault (Return A - 4a-d) | 1 | 0 | 0 | 0 | 0 | 0 | 1 |
| Burglary - Breaking or Entering | 0 | 0 | 0 | 0 | 0 | 0 | 0 |
| Larceny - Theft (Except Motor Vehicle Theft) | 1 | 0 | 0 | 0 | 0 | 0 | 1 |
| Motor Vehicle Theft | 0 | 0 | 0 | 0 | 0 | 0 | 0 |
| Arson | 0 | 0 | 0 | 0 | 0 | 0 | 0 |
| Total Index Crimes Violations: | 2 | 0 | 0 | 0 | 0 | 0 | 2 |

| Other Offenses: | White | Black | American Indian or Alaskan Native | Asian | Native Hawaiian or Other Pacific Islander | Hispanic or Latino | Not Hispanic or Latino |
|--|--------------|--------------|--|--------------|--|-------------------------------|---------------------------------------|
| Other Assaults (Return A - 4e) | 2 | 0 | 0 | 0 | 0 | 0 | 2 |
| Forgery and Counterfeiting | 0 | 0 | 0 | 0 | 0 | 0 | 0 |
| Fraud | 0 | 0 | 0 | 0 | 0 | 0 | 0 |
| Embezzlement | 0 | 0 | 0 | 0 | 0 | 0 | 0 |
| Stolen Property; Buying, Receiving, Possessing | 0 | 0 | 0 | 0 | 0 | 0 | 0 |
| Vandalism | 0 | 0 | 0 | 0 | 0 | 0 | 0 |
| Weapons; Carrying, Possessing, etc. | 0 | 0 | 0 | 0 | 0 | 0 | 0 |
| Total Other Offense Violations: | 2 | 0 | 0 | 0 | 0 | 0 | 2 |

| Prostitution and Commercialized Vice: | White | Black | American Indian or Alaskan Native | Asian | Native Hawaiian or Other Pacific Islander | Hispanic or Latino | Not Hispanic or Latino |
|---|--------------|--------------|--|--------------|--|-------------------------------|---------------------------------------|
| Prostitution | 0 | 0 | 0 | 0 | 0 | 0 | 0 |
| Assisting or Promoting Prostitution | 0 | 0 | 0 | 0 | 0 | 0 | 0 |
| Purchasing Prostitution | 0 | 0 | 0 | 0 | 0 | 0 | 0 |
| Sex Offenses (Except Forcible Rape and Prostitution) | 1 | 0 | 0 | 0 | 0 | 1 | 0 |
| Total Prostitution & Commercialized Vice Violations: | 1 | 0 | 0 | 0 | 0 | 1 | 0 |

2016 Humboldt County SO Arrests - Juvenile
By Race and Ethnicity

| Drug Abuse Violations: | White | Black | American Indian or Alaskan Native | Asian | Native Hawaiian or Other Pacific Islander | Hispanic or Latino | Not Hispanic or Latino |
|---|--------------|--------------|--|--------------|--|-------------------------------|---------------------------------------|
| Sale/Manufacturing: | | | | | | | |
| Opium or Cocaine and Their Derivatives (Morphine, Heroin, Codeine) | 0 | 0 | 0 | 0 | 0 | 0 | 0 |
| Marijuana | 0 | 0 | 0 | 0 | 0 | 0 | 0 |
| Synthetic Narcotics - Manufactured Narcotics Which Can Cause TrueDrug Addiction Demerol, Methadones) | 0 | 0 | 0 | 0 | 0 | 0 | 0 |
| Other - Dangerous Nonnarcotic Drugs (Barbiturates, Benzedrine) | 0 | 0 | 0 | 0 | 0 | 0 | 0 |
| Possession: | | | | | | | |
| Opium or Cocaine and Their Derivatives (Morphine, Heroin, Codeine) | 0 | 0 | 0 | 0 | 0 | 0 | 0 |
| Marijuana | 0 | 0 | 0 | 0 | 0 | 0 | 0 |
| Synthetic Narcotics - Manufactured Narcotics Which Can Cause TrueDrug Addiction (Demerol, Methadones) | 0 | 0 | 0 | 0 | 0 | 0 | 0 |
| Other - Dangerous Nonnarcotic Drugs (Barbiturates, Benzedrine) | 0 | 0 | 0 | 0 | 0 | 0 | 0 |
| Total Drug Abuse Violations: | 0 | 0 | 0 | 0 | 0 | 0 | 0 |

| Gambling: | White | Black | American Indian or Alaskan Native | Asian | Native Hawaiian or Other Pacific Islander | Hispanic or Latino | Not Hispanic or Latino |
|-----------------------------------|--------------|--------------|--|--------------|--|-------------------------------|---------------------------------------|
| Bookmaking (Horse and Sport Book) | 0 | 0 | 0 | 0 | 0 | 0 | 0 |
| Numbers and Lottery | 0 | 0 | 0 | 0 | 0 | 0 | 0 |
| All Other Gambling | 0 | 0 | 0 | 0 | 0 | 0 | 0 |
| Total Gambling Violations: | 0 | 0 | 0 | 0 | 0 | 0 | 0 |

| Miscellaneous: | White | Black | American Indian or Alaskan Native | Asian | Native Hawaiian or Other Pacific Islander | Hispanic or Latino | Not Hispanic or Latino |
|--|--------------|--------------|--|--------------|--|-------------------------------|---------------------------------------|
| Offenses Against the Family and Children | 0 | 0 | 0 | 0 | 0 | 0 | 0 |
| Driving Under the Influence | 0 | 0 | 0 | 0 | 0 | 0 | 0 |
| Liquor Laws | 0 | 0 | 0 | 0 | 0 | 0 | 0 |
| Drunkenness | 0 | 0 | 0 | 0 | 0 | 0 | 0 |
| Disorderly Conduct | 0 | 0 | 0 | 0 | 0 | 0 | 0 |
| Vagrancy | 0 | 0 | 0 | 0 | 0 | 0 | 0 |
| All Other Offenses (Except Traffic) | 0 | 0 | 0 | 0 | 0 | 0 | 0 |
| Suspicion | 0 | 0 | 0 | 0 | 0 | 0 | 0 |
| Total Miscellaneous Violations: | 0 | 0 | 0 | 0 | 0 | 0 | 0 |

| Human Trafficking: | White | Black | American Indian or Alaskan Native | Asian | Native Hawaiian or Other Pacific Islander | Hispanic or Latino | Not Hispanic or Latino |
|--|--------------|--------------|--|--------------|--|-------------------------------|---------------------------------------|
| Human Trafficking/ Commercial Sex Acts | 0 | 0 | 0 | 0 | 0 | 0 | 0 |
| Human Trafficking/ Involuntary Servitude | 0 | 0 | 0 | 0 | 0 | 0 | 0 |
| Total Human Trafficking Violations: | 0 | 0 | 0 | 0 | 0 | 0 | 0 |

2016 Winnemucca PD Arrests - Juvenile
By Race and Ethnicity

| Index Crimes: | White | Black | American Indian or Alaskan Native | Asian | Native Hawaiian or Other Pacific Islander | Hispanic or Latino | Not Hispanic or Latino |
|--|--------------|--------------|--|--------------|--|-------------------------------|---------------------------------------|
| Murder and Nonnegligent Manslaughter | 0 | 0 | 0 | 0 | 0 | 0 | 0 |
| Manslaughter by Negligence | 0 | 0 | 0 | 0 | 0 | 0 | 0 |
| Rape | 0 | 0 | 0 | 0 | 0 | 0 | 0 |
| Robbery | 0 | 0 | 0 | 0 | 0 | 0 | 0 |
| Aggravated Assault (Return A - 4a-d) | 0 | 0 | 0 | 0 | 0 | 0 | 0 |
| Burglary - Breaking or Entering | 1 | 0 | 0 | 0 | 0 | 0 | 1 |
| Larceny - Theft (Except Motor Vehicle Theft) | 2 | 1 | 0 | 0 | 0 | 1 | 2 |
| Motor Vehicle Theft | 0 | 0 | 0 | 0 | 0 | 0 | 0 |
| Arson | 0 | 0 | 0 | 0 | 0 | 0 | 0 |
| Total Index Crimes Violations: | 3 | 1 | 0 | 0 | 0 | 1 | 3 |

| Other Offenses: | White | Black | American Indian or Alaskan Native | Asian | Native Hawaiian or Other Pacific Islander | Hispanic or Latino | Not Hispanic or Latino |
|--|--------------|--------------|--|--------------|--|-------------------------------|---------------------------------------|
| Other Assaults (Return A - 4e) | 5 | 0 | 1 | 0 | 0 | 1 | 5 |
| Forgery and Counterfeiting | 0 | 0 | 0 | 0 | 0 | 0 | 0 |
| Fraud | 0 | 0 | 0 | 0 | 0 | 0 | 0 |
| Embezzlement | 0 | 0 | 0 | 0 | 0 | 0 | 0 |
| Stolen Property; Buying, Receiving, Possessing | 0 | 0 | 0 | 0 | 0 | 0 | 0 |
| Vandalism | 1 | 0 | 0 | 0 | 0 | 0 | 1 |
| Weapons; Carrying, Possessing, etc. | 0 | 0 | 0 | 0 | 0 | 0 | 0 |
| Total Other Offense Violations: | 6 | 0 | 1 | 0 | 0 | 1 | 6 |

| Prostitution and Commercialized Vice: | White | Black | American Indian or Alaskan Native | Asian | Native Hawaiian or Other Pacific Islander | Hispanic or Latino | Not Hispanic or Latino |
|---|--------------|--------------|--|--------------|--|-------------------------------|---------------------------------------|
| Prostitution | 0 | 0 | 0 | 0 | 0 | 0 | 0 |
| Assisting or Promoting Prostitution | 0 | 0 | 0 | 0 | 0 | 0 | 0 |
| Purchasing Prostitution | 0 | 0 | 0 | 0 | 0 | 0 | 0 |
| Sex Offenses (Except Forcible Rape and Prostitution) | 0 | 0 | 0 | 0 | 0 | 0 | 0 |
| Total Prostitution & Commercialized Vice Violations: | 0 | 0 | 0 | 0 | 0 | 0 | 0 |

2016 Winnemucca PD Arrests - Juvenile
By Race and Ethnicity

| Drug Abuse Violations: | White | Black | American Indian or Alaskan Native | Asian | Native Hawaiian or Other Pacific Islander | Hispanic or Latino | Not Hispanic or Latino |
|---|----------|----------|--|----------|---|-----------------------|------------------------------|
| Sale/Manufacturing: | | | | | | | |
| Opium or Cocaine and Their Derivatives (Morphine, Heroin, Codeine) | 0 | 0 | 0 | 0 | 0 | 0 | 0 |
| Marijuana | 0 | 0 | 0 | 0 | 0 | 0 | 0 |
| Synthetic Narcotics - Manufactured Narcotics Which Can Cause TrueDrug Addiction Demerol, Methadones) | 0 | 0 | 0 | 0 | 0 | 0 | 0 |
| Other - Dangerous Nonnarcotic Drugs (Barbiturates, Benzedrine) | 0 | 0 | 0 | 0 | 0 | 0 | 0 |
| Possession: | | | | | | | |
| Opium or Cocaine and Their Derivatives (Morphine, Heroin, Codeine) | 0 | 0 | 0 | 0 | 0 | 0 | 0 |
| Marijuana | 3 | 0 | 0 | 0 | 0 | 0 | 3 |
| Synthetic Narcotics - Manufactured Narcotics Which Can Cause TrueDrug Addiction (Demerol, Methadones) | 0 | 0 | 0 | 0 | 0 | 0 | 0 |
| Other - Dangerous Nonnarcotic Drugs (Barbiturates, Benzedrine) | 0 | 0 | 0 | 0 | 0 | 0 | 0 |
| Total Drug Abuse Violations: | 3 | 0 | 0 | 0 | 0 | 0 | 3 |

| Gambling: | White | Black | American Indian or Alaskan Native | Asian | Native Hawaiian or Other Pacific Islander | Hispanic or Latino | Not Hispanic or Latino |
|-----------------------------------|----------|----------|--|----------|---|-----------------------|------------------------------|
| Bookmaking (Horse and Sport Book) | 0 | 0 | 0 | 0 | 0 | 0 | 0 |
| Numbers and Lottery | 0 | 0 | 0 | 0 | 0 | 0 | 0 |
| All Other Gambling | 0 | 0 | 0 | 0 | 0 | 0 | 0 |
| Total Gambling Violations: | 0 | 0 | 0 | 0 | 0 | 0 | 0 |

| Miscellaneous: | White | Black | American Indian or Alaskan Native | Asian | Native Hawaiian or Other Pacific Islander | Hispanic or Latino | Not Hispanic or Latino |
|--|----------|----------|--|----------|---|-----------------------|------------------------------|
| Offenses Against the Family and Children | 2 | 0 | 0 | 0 | 0 | 1 | 1 |
| Driving Under the Influence | 0 | 0 | 0 | 0 | 0 | 0 | 0 |
| Liquor Laws | 0 | 0 | 0 | 0 | 0 | 0 | 0 |
| Drunkenness | 0 | 0 | 0 | 0 | 0 | 0 | 0 |
| Disorderly Conduct | 0 | 0 | 0 | 0 | 0 | 0 | 0 |
| Vagrancy | 0 | 0 | 0 | 0 | 0 | 0 | 0 |
| All Other Offenses (Except Traffic) | 4 | 0 | 0 | 0 | 0 | 1 | 3 |
| Suspicion | 0 | 0 | 0 | 0 | 0 | 0 | 0 |
| Total Miscellaneous Violations: | 6 | 0 | 0 | 0 | 0 | 2 | 4 |

| Human Trafficking: | White | Black | American Indian or Alaskan Native | Asian | Native Hawaiian or Other Pacific Islander | Hispanic or Latino | Not Hispanic or Latino |
|--|----------|----------|--|----------|---|-----------------------|------------------------------|
| Human Trafficking/ Commercial Sex Acts | 0 | 0 | 0 | 0 | 0 | 0 | 0 |
| Human Trafficking/ Involuntary Servitude | 0 | 0 | 0 | 0 | 0 | 0 | 0 |
| Total Human Trafficking Violations: | 0 | 0 | 0 | 0 | 0 | 0 | 0 |

2016 Lander County Arrests - Juvenile
By Race and Ethnicity

| Index Crimes: | White | Black | American Indian or Alaskan Native | Asian | Native Hawaiian or Other Pacific Islander | Hispanic or Latino | Not Hispanic or Latino |
|--|--------------|--------------|--|--------------|--|-------------------------------|---------------------------------------|
| Murder and Nonnegligent Manslaughter | 0 | 0 | 0 | 0 | 0 | 0 | 0 |
| Manslaughter by Negligence | 0 | 0 | 0 | 0 | 0 | 0 | 0 |
| Rape | 0 | 0 | 0 | 0 | 0 | 0 | 0 |
| Robbery | 0 | 0 | 0 | 0 | 0 | 0 | 0 |
| Aggravated Assault (Return A - 4a-d) | 0 | 0 | 0 | 0 | 0 | 0 | 0 |
| Burglary - Breaking or Entering | 0 | 0 | 0 | 0 | 0 | 0 | 0 |
| Larceny - Theft (Except Motor Vehicle Theft) | 1 | 0 | 0 | 0 | 0 | 0 | 1 |
| Motor Vehicle Theft | 0 | 0 | 0 | 0 | 0 | 0 | 0 |
| Arson | 0 | 0 | 0 | 0 | 0 | 0 | 0 |
| Total Index Crimes Violations: | 1 | 0 | 0 | 0 | 0 | 0 | 1 |

| Other Offenses: | White | Black | American Indian or Alaskan Native | Asian | Native Hawaiian or Other Pacific Islander | Hispanic or Latino | Not Hispanic or Latino |
|--|--------------|--------------|--|--------------|--|-------------------------------|---------------------------------------|
| Other Assaults (Return A - 4e) | 0 | 0 | 0 | 0 | 0 | 0 | 0 |
| Forgery and Counterfeiting | 0 | 0 | 0 | 0 | 0 | 0 | 0 |
| Fraud | 0 | 0 | 0 | 0 | 0 | 0 | 0 |
| Embezzlement | 0 | 0 | 0 | 0 | 0 | 0 | 0 |
| Stolen Property; Buying, Receiving, Possessing | 0 | 0 | 0 | 0 | 0 | 0 | 0 |
| Vandalism | 0 | 0 | 0 | 0 | 0 | 0 | 0 |
| Weapons; Carrying, Possessing, etc. | 0 | 0 | 0 | 0 | 0 | 0 | 0 |
| Total Other Offense Violations: | 0 | 0 | 0 | 0 | 0 | 0 | 0 |

| Prostitution and Commercialized Vice: | White | Black | American Indian or Alaskan Native | Asian | Native Hawaiian or Other Pacific Islander | Hispanic or Latino | Not Hispanic or Latino |
|---|--------------|--------------|--|--------------|--|-------------------------------|---------------------------------------|
| Prostitution | 0 | 0 | 0 | 0 | 0 | 0 | 0 |
| Assisting or Promoting Prostitution | 0 | 0 | 0 | 0 | 0 | 0 | 0 |
| Purchasing Prostitution | 0 | 0 | 0 | 0 | 0 | 0 | 0 |
| Sex Offenses (Except Forcible Rape and Prostitution) | 0 | 0 | 0 | 0 | 0 | 0 | 0 |
| Total Prostitution & Commercialized Vice Violations: | 0 | 0 | 0 | 0 | 0 | 0 | 0 |

2016 Lander County Arrests - Juvenile
By Race and Ethnicity

| Drug Abuse Violations: | White | Black | American Indian or Alaskan Native | Asian | Native Hawaiian or Other Pacific Islander | Hispanic or Latino | Not Hispanic or Latino |
|---|----------|----------|--|----------|---|-----------------------|------------------------------|
| Sale/Manufacturing: | | | | | | | |
| Opium or Cocaine and Their Derivatives (Morphine, Heroin, Codeine) | 0 | 0 | 0 | 0 | 0 | 0 | 0 |
| Marijuana | 0 | 0 | 0 | 0 | 0 | 0 | 0 |
| Synthetic Narcotics - Manufactured Narcotics Which Can Cause TrueDrug Addiction Demerol, Methadones) | 0 | 0 | 0 | 0 | 0 | 0 | 0 |
| Other - Dangerous Nonnarcotic Drugs (Barbiturates, Benzedrine) | 0 | 0 | 0 | 0 | 0 | 0 | 0 |
| Possession: | | | | | | | |
| Opium or Cocaine and Their Derivatives (Morphine, Heroin, Codeine) | 0 | 0 | 0 | 0 | 0 | 0 | 0 |
| Marijuana | 0 | 0 | 0 | 0 | 0 | 0 | 0 |
| Synthetic Narcotics - Manufactured Narcotics Which Can Cause TrueDrug Addiction (Demerol, Methadones) | 0 | 0 | 0 | 0 | 0 | 0 | 0 |
| Other - Dangerous Nonnarcotic Drugs (Barbiturates, Benzedrine) | 0 | 0 | 0 | 0 | 0 | 0 | 0 |
| Total Drug Abuse Violations: | 0 | 0 | 0 | 0 | 0 | 0 | 0 |

| Gambling: | White | Black | American Indian or Alaskan Native | Asian | Native Hawaiian or Other Pacific Islander | Hispanic or Latino | Not Hispanic or Latino |
|-----------------------------------|----------|----------|--|----------|---|-----------------------|------------------------------|
| Bookmaking (Horse and Sport Book) | 0 | 0 | 0 | 0 | 0 | 0 | 0 |
| Numbers and Lottery | 0 | 0 | 0 | 0 | 0 | 0 | 0 |
| All Other Gambling | 0 | 0 | 0 | 0 | 0 | 0 | 0 |
| Total Gambling Violations: | 0 | 0 | 0 | 0 | 0 | 0 | 0 |

| Miscellaneous: | White | Black | American Indian or Alaskan Native | Asian | Native Hawaiian or Other Pacific Islander | Hispanic or Latino | Not Hispanic or Latino |
|--|-----------|----------|--|----------|---|-----------------------|------------------------------|
| Offenses Against the Family and Children | 1 | 0 | 0 | 0 | 0 | 0 | 1 |
| Driving Under the Influence | 1 | 0 | 0 | 0 | 0 | 0 | 1 |
| Liquor Laws | 9 | 0 | 3 | 0 | 1 | 4 | 9 |
| Drunkenness | 0 | 0 | 0 | 0 | 0 | 0 | 0 |
| Disorderly Conduct | 0 | 0 | 0 | 0 | 0 | 0 | 0 |
| Vagrancy | 0 | 0 | 0 | 0 | 0 | 0 | 0 |
| All Other Offenses (Except Traffic) | 1 | 0 | 0 | 0 | 0 | 0 | 1 |
| Suspicion | 0 | 0 | 0 | 0 | 0 | 0 | 0 |
| Total Miscellaneous Violations: | 12 | 0 | 3 | 0 | 1 | 4 | 12 |

| Human Trafficking: | White | Black | American Indian or Alaskan Native | Asian | Native Hawaiian or Other Pacific Islander | Hispanic or Latino | Not Hispanic or Latino |
|--|----------|----------|--|----------|---|-----------------------|------------------------------|
| Human Trafficking/ Commercial Sex Acts | 0 | 0 | 0 | 0 | 0 | 0 | 0 |
| Human Trafficking/ Involuntary Servitude | 0 | 0 | 0 | 0 | 0 | 0 | 0 |
| Total Human Trafficking Violations: | 0 | 0 | 0 | 0 | 0 | 0 | 0 |

2016 Lincoln County Arrests - Juvenile
By Race and Ethnicity

| Index Crimes: | White | Black | American Indian or Alaskan Native | Asian | Native Hawaiian or Other Pacific Islander | Hispanic or Latino | Not Hispanic or Latino |
|--|--------------|--------------|--|--------------|--|-------------------------------|---------------------------------------|
| Murder and Nonnegligent Manslaughter | 0 | 0 | 0 | 0 | 0 | 0 | 0 |
| Manslaughter by Negligence | 0 | 0 | 0 | 0 | 0 | 0 | 0 |
| Rape | 0 | 0 | 0 | 0 | 0 | 0 | 0 |
| Robbery | 3 | 0 | 0 | 0 | 0 | 0 | 3 |
| Aggravated Assault (Return A - 4a-d) | 0 | 0 | 0 | 0 | 0 | 0 | 0 |
| Burglary - Breaking or Entering | 0 | 0 | 0 | 0 | 0 | 0 | 0 |
| Larceny - Theft (Except Motor Vehicle Theft) | 0 | 0 | 0 | 0 | 0 | 0 | 0 |
| Motor Vehicle Theft | 0 | 0 | 0 | 0 | 0 | 0 | 0 |
| Arson | 0 | 0 | 0 | 0 | 0 | 0 | 0 |
| Total Index Crimes Violations: | 3 | 0 | 0 | 0 | 0 | 0 | 3 |

| Other Offenses: | White | Black | American Indian or Alaskan Native | Asian | Native Hawaiian or Other Pacific Islander | Hispanic or Latino | Not Hispanic or Latino |
|--|--------------|--------------|--|--------------|--|-------------------------------|---------------------------------------|
| Other Assaults (Return A - 4e) | 0 | 0 | 0 | 0 | 0 | 0 | 0 |
| Forgery and Counterfeiting | 0 | 0 | 0 | 0 | 0 | 0 | 0 |
| Fraud | 0 | 0 | 0 | 0 | 0 | 0 | 0 |
| Embezzlement | 0 | 0 | 0 | 0 | 0 | 0 | 0 |
| Stolen Property; Buying, Receiving, Possessing | 0 | 0 | 0 | 0 | 0 | 0 | 0 |
| Vandalism | 0 | 0 | 0 | 0 | 0 | 0 | 0 |
| Weapons; Carrying, Possessing, etc. | 0 | 0 | 0 | 0 | 0 | 0 | 0 |
| Total Other Offense Violations: | 0 | 0 | 0 | 0 | 0 | 0 | 0 |

| Prostitution and Commercialized Vice: | White | Black | American Indian or Alaskan Native | Asian | Native Hawaiian or Other Pacific Islander | Hispanic or Latino | Not Hispanic or Latino |
|---|--------------|--------------|--|--------------|--|-------------------------------|---------------------------------------|
| Prostitution | 0 | 0 | 0 | 0 | 0 | 0 | 0 |
| Assisting or Promoting Prostitution | 0 | 0 | 0 | 0 | 0 | 0 | 0 |
| Purchasing Prostitution | 0 | 0 | 0 | 0 | 0 | 0 | 0 |
| Sex Offenses (Except Forcible Rape and Prostitution) | 0 | 0 | 0 | 0 | 0 | 0 | 0 |
| Total Prostitution & Commercialized Vice Violations: | 0 | 0 | 0 | 0 | 0 | 0 | 0 |

2016 Lincoln County Arrests - Juvenile
By Race and Ethnicity

| Drug Abuse Violations: | White | Black | American Indian or Alaskan Native | Asian | Native Hawaiian or Other Pacific Islander | Hispanic or Latino | Not Hispanic or Latino |
|---|--------------|--------------|--|--------------|--|-------------------------------|---------------------------------------|
| Sale/Manufacturing: | | | | | | | |
| Opium or Cocaine and Their Derivatives (Morphine, Heroin, Codeine) | 0 | 0 | 0 | 0 | 0 | 0 | 0 |
| Marijuana | 0 | 0 | 0 | 0 | 0 | 0 | 0 |
| Synthetic Narcotics - Manufactured Narcotics Which Can Cause TrueDrug Addiction Demerol, Methadones) | 0 | 0 | 0 | 0 | 0 | 0 | 0 |
| Other - Dangerous Nonnarcotic Drugs (Barbiturates, Benzedrine) | 0 | 0 | 0 | 0 | 0 | 0 | 0 |
| Possession: | | | | | | | |
| Opium or Cocaine and Their Derivatives (Morphine, Heroin, Codeine) | 0 | 0 | 0 | 0 | 0 | 0 | 0 |
| Marijuana | 0 | 0 | 0 | 0 | 0 | 0 | 0 |
| Synthetic Narcotics - Manufactured Narcotics Which Can Cause TrueDrug Addiction (Demerol, Methadones) | 0 | 0 | 0 | 0 | 0 | 0 | 0 |
| Other - Dangerous Nonnarcotic Drugs (Barbiturates, Benzedrine) | 0 | 0 | 0 | 0 | 0 | 0 | 0 |
| Total Drug Abuse Violations: | 0 | 0 | 0 | 0 | 0 | 0 | 0 |

| Gambling: | White | Black | American Indian or Alaskan Native | Asian | Native Hawaiian or Other Pacific Islander | Hispanic or Latino | Not Hispanic or Latino |
|-----------------------------------|--------------|--------------|--|--------------|--|-------------------------------|---------------------------------------|
| Bookmaking (Horse and Sport Book) | 0 | 0 | 0 | 0 | 0 | 0 | 0 |
| Numbers and Lottery | 0 | 0 | 0 | 0 | 0 | 0 | 0 |
| All Other Gambling | 0 | 0 | 0 | 0 | 0 | 0 | 0 |
| Total Gambling Violations: | 0 | 0 | 0 | 0 | 0 | 0 | 0 |

| Miscellaneous: | White | Black | American Indian or Alaskan Native | Asian | Native Hawaiian or Other Pacific Islander | Hispanic or Latino | Not Hispanic or Latino |
|--|--------------|--------------|--|--------------|--|-------------------------------|---------------------------------------|
| Offenses Against the Family and Children | 0 | 0 | 0 | 0 | 0 | 0 | 0 |
| Driving Under the Influence | 0 | 0 | 0 | 0 | 0 | 0 | 0 |
| Liquor Laws | 0 | 0 | 0 | 0 | 0 | 0 | 0 |
| Drunkenness | 0 | 0 | 0 | 0 | 0 | 0 | 0 |
| Disorderly Conduct | 0 | 0 | 0 | 0 | 0 | 0 | 0 |
| Vagrancy | 0 | 0 | 0 | 0 | 0 | 0 | 0 |
| All Other Offenses (Except Traffic) | 0 | 0 | 0 | 0 | 0 | 0 | 0 |
| Suspicion | 0 | 0 | 0 | 0 | 0 | 0 | 0 |
| Total Miscellaneous Violations: | 0 | 0 | 0 | 0 | 0 | 0 | 0 |

| Human Trafficking: | White | Black | American Indian or Alaskan Native | Asian | Native Hawaiian or Other Pacific Islander | Hispanic or Latino | Not Hispanic or Latino |
|--|--------------|--------------|--|--------------|--|-------------------------------|---------------------------------------|
| Human Trafficking/ Commercial Sex Acts | 0 | 0 | 0 | 0 | 0 | 0 | 0 |
| Human Trafficking/ Involuntary Servitude | 0 | 0 | 0 | 0 | 0 | 0 | 0 |
| Total Human Trafficking Violations: | 0 | 0 | 0 | 0 | 0 | 0 | 0 |

2016 Lyon County Arrests - Juvenile
By Race and Ethnicity

| Index Crimes: | White | Black | American Indian or Alaskan Native | Asian | Native Hawaiian or Other Pacific Islander | Hispanic or Latino | Not Hispanic or Latino |
|--|--------------|--------------|--|--------------|--|-------------------------------|---------------------------------------|
| Murder and Nonnegligent Manslaughter | 0 | 0 | 0 | 0 | 0 | 0 | 0 |
| Manslaughter by Negligence | 0 | 0 | 0 | 0 | 0 | 0 | 0 |
| Rape | 0 | 0 | 0 | 0 | 0 | 0 | 0 |
| Robbery | 0 | 0 | 0 | 0 | 0 | 0 | 0 |
| Aggravated Assault (Return A - 4a-d) | 4 | 1 | 0 | 0 | 0 | 0 | 5 |
| Burglary - Breaking or Entering | 0 | 0 | 0 | 0 | 0 | 0 | 0 |
| Larceny - Theft (Except Motor Vehicle Theft) | 6 | 0 | 2 | 0 | 0 | 4 | 5 |
| Motor Vehicle Theft | 0 | 0 | 0 | 0 | 0 | 0 | 0 |
| Arson | 0 | 0 | 0 | 0 | 0 | 0 | 0 |
| Total Index Crimes Violations: | 10 | 1 | 2 | 0 | 0 | 4 | 10 |

| Other Offenses: | White | Black | American Indian or Alaskan Native | Asian | Native Hawaiian or Other Pacific Islander | Hispanic or Latino | Not Hispanic or Latino |
|--|--------------|--------------|--|--------------|--|-------------------------------|---------------------------------------|
| Other Assaults (Return A - 4e) | 10 | 0 | 0 | 0 | 0 | 0 | 10 |
| Forgery and Counterfeiting | 0 | 0 | 0 | 0 | 0 | 0 | 0 |
| Fraud | 0 | 0 | 0 | 0 | 0 | 0 | 0 |
| Embezzlement | 0 | 0 | 0 | 0 | 0 | 0 | 0 |
| Stolen Property; Buying, Receiving, Possessing | 0 | 0 | 0 | 0 | 0 | 0 | 0 |
| Vandalism | 1 | 0 | 0 | 0 | 0 | 0 | 1 |
| Weapons; Carrying, Possessing, etc. | 0 | 0 | 0 | 0 | 0 | 0 | 0 |
| Total Other Offense Violations: | 11 | 0 | 0 | 0 | 0 | 0 | 11 |

| Prostitution and Commercialized Vice: | White | Black | American Indian or Alaskan Native | Asian | Native Hawaiian or Other Pacific Islander | Hispanic or Latino | Not Hispanic or Latino |
|---|--------------|--------------|--|--------------|--|-------------------------------|---------------------------------------|
| Prostitution | 0 | 0 | 0 | 0 | 0 | 0 | 0 |
| Assisting or Promoting Prostitution | 0 | 0 | 0 | 0 | 0 | 0 | 0 |
| Purchasing Prostitution | 0 | 0 | 0 | 0 | 0 | 0 | 0 |
| Sex Offenses (Except Forcible Rape and Prostitution) | 1 | 0 | 0 | 0 | 0 | 0 | 1 |
| Total Prostitution & Commercialized Vice Violations: | 1 | 0 | 0 | 0 | 0 | 0 | 1 |

2016 Lyon County Arrests - Juvenile
By Race and Ethnicity

| Drug Abuse Violations: | White | Black | American Indian or Alaskan Native | Asian | Native Hawaiian or Other Pacific Islander | Hispanic or Latino | Not Hispanic or Latino |
|---|-----------|----------|--|----------|---|-----------------------|------------------------------|
| Sale/Manufacturing: | | | | | | | |
| Opium or Cocaine and Their Derivatives (Morphine, Heroin, Codeine) | 0 | 0 | 0 | 0 | 0 | 0 | 0 |
| Marijuana | 0 | 0 | 0 | 0 | 0 | 0 | 0 |
| Synthetic Narcotics - Manufactured Narcotics Which Can Cause TrueDrug Addiction Demerol, Methadones) | 0 | 0 | 0 | 0 | 0 | 0 | 0 |
| Other - Dangerous Nonnarcotic Drugs (Barbiturates, Benzadrine) | 0 | 0 | 0 | 0 | 0 | 0 | 0 |
| Possession: | | | | | | | |
| Opium or Cocaine and Their Derivatives (Morphine, Heroin, Codeine) | 0 | 0 | 0 | 0 | 0 | 0 | 0 |
| Marijuana | 10 | 0 | 0 | 0 | 0 | 3 | 7 |
| Synthetic Narcotics - Manufactured Narcotics Which Can Cause TrueDrug Addiction (Demerol, Methadones) | 0 | 0 | 0 | 0 | 0 | 0 | 0 |
| Other - Dangerous Nonnarcotic Drugs (Barbiturates, Benzadrine) | 1 | 0 | 0 | 0 | 0 | 0 | 1 |
| Total Drug Abuse Violations: | 11 | 0 | 0 | 0 | 0 | 3 | 8 |

| Gambling: | White | Black | American Indian or Alaskan Native | Asian | Native Hawaiian or Other Pacific Islander | Hispanic or Latino | Not Hispanic or Latino |
|-----------------------------------|----------|----------|--|----------|---|-----------------------|------------------------------|
| Bookmaking (Horse and Sport Book) | 0 | 0 | 0 | 0 | 0 | 0 | 0 |
| Numbers and Lottery | 0 | 0 | 0 | 0 | 0 | 0 | 0 |
| All Other Gambling | 0 | 0 | 0 | 0 | 0 | 0 | 0 |
| Total Gambling Violations: | 0 | 0 | 0 | 0 | 0 | 0 | 0 |

| Miscellaneous: | White | Black | American Indian or Alaskan Native | Asian | Native Hawaiian or Other Pacific Islander | Hispanic or Latino | Not Hispanic or Latino |
|--|-----------|----------|--|----------|---|-----------------------|------------------------------|
| Offenses Against the Family and Children | 1 | 0 | 0 | 0 | 0 | 0 | 1 |
| Driving Under the Influence | 0 | 0 | 0 | 0 | 0 | 0 | 0 |
| Liquor Laws | 18 | 0 | 1 | 0 | 0 | 1 | 18 |
| Drunkenness | 0 | 0 | 0 | 0 | 0 | 0 | 0 |
| Disorderly Conduct | 3 | 0 | 0 | 0 | 0 | 0 | 3 |
| Vagrancy | 0 | 0 | 0 | 0 | 0 | 0 | 0 |
| All Other Offenses (Except Traffic) | 6 | 0 | 0 | 0 | 0 | 1 | 5 |
| Suspicion | 0 | 0 | 0 | 0 | 0 | 0 | 0 |
| Total Miscellaneous Violations: | 28 | 0 | 1 | 0 | 0 | 2 | 27 |

| Human Trafficking: | White | Black | American Indian or Alaskan Native | Asian | Native Hawaiian or Other Pacific Islander | Hispanic or Latino | Not Hispanic or Latino |
|--|----------|----------|--|----------|---|-----------------------|------------------------------|
| Human Trafficking/ Commercial Sex Acts | 0 | 0 | 0 | 0 | 0 | 0 | 0 |
| Human Trafficking/ Involuntary Servitude | 0 | 0 | 0 | 0 | 0 | 0 | 0 |
| Total Human Trafficking Violations: | 0 | 0 | 0 | 0 | 0 | 0 | 0 |

2016 Lyon County SO Arrests - Juvenile
By Race and Ethnicity

| Index Crimes: | White | Black | American Indian or Alaskan Native | Asian | Native Hawaiian or Other Pacific Islander | Hispanic or Latino | Not Hispanic or Latino |
|--|--------------|--------------|--|--------------|--|-------------------------------|---------------------------------------|
| Murder and Nonnegligent Manslaughter | 0 | 0 | 0 | 0 | 0 | 0 | 0 |
| Manslaughter by Negligence | 0 | 0 | 0 | 0 | 0 | 0 | 0 |
| Rape | 0 | 0 | 0 | 0 | 0 | 0 | 0 |
| Robbery | 0 | 0 | 0 | 0 | 0 | 0 | 0 |
| Aggravated Assault (Return A - 4a-d) | 4 | 1 | 0 | 0 | 0 | 0 | 5 |
| Burglary - Breaking or Entering | 0 | 0 | 0 | 0 | 0 | 0 | 0 |
| Larceny - Theft (Except Motor Vehicle Theft) | 6 | 0 | 2 | 0 | 0 | 4 | 5 |
| Motor Vehicle Theft | 0 | 0 | 0 | 0 | 0 | 0 | 0 |
| Arson | 0 | 0 | 0 | 0 | 0 | 0 | 0 |
| Total Index Crimes Violations: | 10 | 1 | 2 | 0 | 0 | 4 | 10 |

| Other Offenses: | White | Black | American Indian or Alaskan Native | Asian | Native Hawaiian or Other Pacific Islander | Hispanic or Latino | Not Hispanic or Latino |
|--|--------------|--------------|--|--------------|--|-------------------------------|---------------------------------------|
| Other Assaults (Return A - 4e) | 10 | 0 | 0 | 0 | 0 | 0 | 10 |
| Forgery and Counterfeiting | 0 | 0 | 0 | 0 | 0 | 0 | 0 |
| Fraud | 0 | 0 | 0 | 0 | 0 | 0 | 0 |
| Embezzlement | 0 | 0 | 0 | 0 | 0 | 0 | 0 |
| Stolen Property; Buying, Receiving, Possessing | 0 | 0 | 0 | 0 | 0 | 0 | 0 |
| Vandalism | 1 | 0 | 0 | 0 | 0 | 0 | 1 |
| Weapons; Carrying, Possessing, etc. | 0 | 0 | 0 | 0 | 0 | 0 | 0 |
| Total Other Offense Violations: | 11 | 0 | 0 | 0 | 0 | 0 | 11 |

| Prostitution and Commercialized Vice: | White | Black | American Indian or Alaskan Native | Asian | Native Hawaiian or Other Pacific Islander | Hispanic or Latino | Not Hispanic or Latino |
|---|--------------|--------------|--|--------------|--|-------------------------------|---------------------------------------|
| Prostitution | 0 | 0 | 0 | 0 | 0 | 0 | 0 |
| Assisting or Promoting Prostitution | 0 | 0 | 0 | 0 | 0 | 0 | 0 |
| Purchasing Prostitution | 0 | 0 | 0 | 0 | 0 | 0 | 0 |
| Sex Offenses (Except Forcible Rape and Prostitution) | 1 | 0 | 0 | 0 | 0 | 0 | 1 |
| Total Prostitution & Commercialized Vice Violations: | 1 | 0 | 0 | 0 | 0 | 0 | 1 |

2016 Lyon County SO Arrests - Juvenile
By Race and Ethnicity

| Drug Abuse Violations: | White | Black | American Indian or Alaskan Native | Asian | Native Hawaiian or Other Pacific Islander | Hispanic or Latino | Not Hispanic or Latino |
|---|--------------|--------------|--|--------------|--|-------------------------------|---------------------------------------|
| Sale/Manufacturing: | | | | | | | |
| Opium or Cocaine and Their Derivatives (Morphine, Heroin, Codeine) | 0 | 0 | 0 | 0 | 0 | 0 | 0 |
| Marijuana | 0 | 0 | 0 | 0 | 0 | 0 | 0 |
| Synthetic Narcotics - Manufactured Narcotics Which Can Cause TrueDrug Addiction Demerol, Methadones) | 0 | 0 | 0 | 0 | 0 | 0 | 0 |
| Other - Dangerous Nonnarcotic Drugs (Barbiturates, Benezdrine) | 0 | 0 | 0 | 0 | 0 | 0 | 0 |
| Possession: | | | | | | | |
| Opium or Cocaine and Their Derivatives (Morphine, Heroin, Codeine) | 0 | 0 | 0 | 0 | 0 | 0 | 0 |
| Marijuana | 10 | 0 | 0 | 0 | 0 | 3 | 7 |
| Synthetic Narcotics - Manufactured Narcotics Which Can Cause TrueDrug Addiction (Demerol, Methadones) | 0 | 0 | 0 | 0 | 0 | 0 | 0 |
| Other - Dangerous Nonnarcotic Drugs (Barbiturates, Benezdrine) | 1 | 0 | 0 | 0 | 0 | 0 | 1 |
| Total Drug Abuse Violations: | 11 | 0 | 0 | 0 | 0 | 3 | 8 |

| Gambling: | White | Black | American Indian or Alaskan Native | Asian | Native Hawaiian or Other Pacific Islander | Hispanic or Latino | Not Hispanic or Latino |
|-----------------------------------|--------------|--------------|--|--------------|--|-------------------------------|---------------------------------------|
| Bookmaking (Horse and Sport Book) | 0 | 0 | 0 | 0 | 0 | 0 | 0 |
| Numbers and Lottery | 0 | 0 | 0 | 0 | 0 | 0 | 0 |
| All Other Gambling | 0 | 0 | 0 | 0 | 0 | 0 | 0 |
| Total Gambling Violations: | 0 | 0 | 0 | 0 | 0 | 0 | 0 |

| Miscellaneous: | White | Black | American Indian or Alaskan Native | Asian | Native Hawaiian or Other Pacific Islander | Hispanic or Latino | Not Hispanic or Latino |
|--|--------------|--------------|--|--------------|--|-------------------------------|---------------------------------------|
| Offenses Against the Family and Children | 1 | 0 | 0 | 0 | 0 | 0 | 1 |
| Driving Under the Influence | 0 | 0 | 0 | 0 | 0 | 0 | 0 |
| Liquor Laws | 18 | 0 | 1 | 0 | 0 | 1 | 18 |
| Drunkenness | 0 | 0 | 0 | 0 | 0 | 0 | 0 |
| Disorderly Conduct | 3 | 0 | 0 | 0 | 0 | 0 | 3 |
| Vagrancy | 0 | 0 | 0 | 0 | 0 | 0 | 0 |
| All Other Offenses (Except Traffic) | 6 | 0 | 0 | 0 | 0 | 1 | 5 |
| Suspicion | 0 | 0 | 0 | 0 | 0 | 0 | 0 |
| Total Miscellaneous Violations: | 28 | 0 | 1 | 0 | 0 | 2 | 27 |

| Human Trafficking: | White | Black | American Indian or Alaskan Native | Asian | Native Hawaiian or Other Pacific Islander | Hispanic or Latino | Not Hispanic or Latino |
|--|--------------|--------------|--|--------------|--|-------------------------------|---------------------------------------|
| Human Trafficking/ Commercial Sex Acts | 0 | 0 | 0 | 0 | 0 | 0 | 0 |
| Human Trafficking/ Involuntary Servitude | 0 | 0 | 0 | 0 | 0 | 0 | 0 |
| Total Human Trafficking Violations: | 0 | 0 | 0 | 0 | 0 | 0 | 0 |

2016 Yerington PD Arrests - Juvenile
By Race and Ethnicity

| Index Crimes: | White | Black | American Indian or Alaskan Native | Asian | Native Hawaiian or Other Pacific Islander | Hispanic or Latino | Not Hispanic or Latino |
|--|--------------|--------------|--|--------------|--|-------------------------------|---------------------------------------|
| Murder and Nonnegligent Manslaughter | 0 | 0 | 0 | 0 | 0 | 0 | 0 |
| Manslaughter by Negligence | 0 | 0 | 0 | 0 | 0 | 0 | 0 |
| Rape | 0 | 0 | 0 | 0 | 0 | 0 | 0 |
| Robbery | 0 | 0 | 0 | 0 | 0 | 0 | 0 |
| Aggravated Assault (Return A - 4a-d) | 0 | 0 | 0 | 0 | 0 | 0 | 0 |
| Burglary - Breaking or Entering | 0 | 0 | 0 | 0 | 0 | 0 | 0 |
| Larceny - Theft (Except Motor Vehicle Theft) | 0 | 0 | 0 | 0 | 0 | 0 | 0 |
| Motor Vehicle Theft | 0 | 0 | 0 | 0 | 0 | 0 | 0 |
| Arson | 0 | 0 | 0 | 0 | 0 | 0 | 0 |
| Total Index Crimes Violations: | 0 | 0 | 0 | 0 | 0 | 0 | 0 |

| Other Offenses: | White | Black | American Indian or Alaskan Native | Asian | Native Hawaiian or Other Pacific Islander | Hispanic or Latino | Not Hispanic or Latino |
|--|--------------|--------------|--|--------------|--|-------------------------------|---------------------------------------|
| Other Assaults (Return A - 4e) | 0 | 0 | 0 | 0 | 0 | 0 | 0 |
| Forgery and Counterfeiting | 0 | 0 | 0 | 0 | 0 | 0 | 0 |
| Fraud | 0 | 0 | 0 | 0 | 0 | 0 | 0 |
| Embezzlement | 0 | 0 | 0 | 0 | 0 | 0 | 0 |
| Stolen Property; Buying, Receiving, Possessing | 0 | 0 | 0 | 0 | 0 | 0 | 0 |
| Vandalism | 0 | 0 | 0 | 0 | 0 | 0 | 0 |
| Weapons; Carrying, Possessing, etc. | 0 | 0 | 0 | 0 | 0 | 0 | 0 |
| Total Other Offense Violations: | 0 | 0 | 0 | 0 | 0 | 0 | 0 |

| Prostitution and Commercialized Vice: | White | Black | American Indian or Alaskan Native | Asian | Native Hawaiian or Other Pacific Islander | Hispanic or Latino | Not Hispanic or Latino |
|---|--------------|--------------|--|--------------|--|-------------------------------|---------------------------------------|
| Prostitution | 0 | 0 | 0 | 0 | 0 | 0 | 0 |
| Assisting or Promoting Prostitution | 0 | 0 | 0 | 0 | 0 | 0 | 0 |
| Purchasing Prostitution | 0 | 0 | 0 | 0 | 0 | 0 | 0 |
| Sex Offenses (Except Forcible Rape and Prostitution) | 0 | 0 | 0 | 0 | 0 | 0 | 0 |
| Total Prostitution & Commercialized Vice Violations: | 0 | 0 | 0 | 0 | 0 | 0 | 0 |

2016 Yerington PD Arrests - Juvenile
By Race and Ethnicity

| Drug Abuse Violations: | White | Black | American Indian or Alaskan Native | Asian | Native Hawaiian or Other Pacific Islander | Hispanic or Latino | Not Hispanic or Latino |
|---|--------------|--------------|--|--------------|--|-------------------------------|---------------------------------------|
| Sale/Manufacturing: | | | | | | | |
| Opium or Cocaine and Their Derivatives (Morphine, Heroin, Codeine) | 0 | 0 | 0 | 0 | 0 | 0 | 0 |
| Marijuana | 0 | 0 | 0 | 0 | 0 | 0 | 0 |
| Synthetic Narcotics - Manufactured Narcotics Which Can Cause TrueDrug Addiction Demerol, Methadones) | 0 | 0 | 0 | 0 | 0 | 0 | 0 |
| Other - Dangerous Nonnarcotic Drugs (Barbiturates, Benzedrine) | 0 | 0 | 0 | 0 | 0 | 0 | 0 |
| Possession: | | | | | | | |
| Opium or Cocaine and Their Derivatives (Morphine, Heroin, Codeine) | 0 | 0 | 0 | 0 | 0 | 0 | 0 |
| Marijuana | 0 | 0 | 0 | 0 | 0 | 0 | 0 |
| Synthetic Narcotics - Manufactured Narcotics Which Can Cause TrueDrug Addiction (Demerol, Methadones) | 0 | 0 | 0 | 0 | 0 | 0 | 0 |
| Other - Dangerous Nonnarcotic Drugs (Barbiturates, Benzedrine) | 0 | 0 | 0 | 0 | 0 | 0 | 0 |
| Total Drug Abuse Violations: | 0 | 0 | 0 | 0 | 0 | 0 | 0 |

| Gambling: | White | Black | American Indian or Alaskan Native | Asian | Native Hawaiian or Other Pacific Islander | Hispanic or Latino | Not Hispanic or Latino |
|-----------------------------------|--------------|--------------|--|--------------|--|-------------------------------|---------------------------------------|
| Bookmaking (Horse and Sport Book) | 0 | 0 | 0 | 0 | 0 | 0 | 0 |
| Numbers and Lottery | 0 | 0 | 0 | 0 | 0 | 0 | 0 |
| All Other Gambling | 0 | 0 | 0 | 0 | 0 | 0 | 0 |
| Total Gambling Violations: | 0 | 0 | 0 | 0 | 0 | 0 | 0 |

| Miscellaneous: | White | Black | American Indian or Alaskan Native | Asian | Native Hawaiian or Other Pacific Islander | Hispanic or Latino | Not Hispanic or Latino |
|--|--------------|--------------|--|--------------|--|-------------------------------|---------------------------------------|
| Offenses Against the Family and Children | 0 | 0 | 0 | 0 | 0 | 0 | 0 |
| Driving Under the Influence | 0 | 0 | 0 | 0 | 0 | 0 | 0 |
| Liquor Laws | 0 | 0 | 0 | 0 | 0 | 0 | 0 |
| Drunkenness | 0 | 0 | 0 | 0 | 0 | 0 | 0 |
| Disorderly Conduct | 0 | 0 | 0 | 0 | 0 | 0 | 0 |
| Vagrancy | 0 | 0 | 0 | 0 | 0 | 0 | 0 |
| All Other Offenses (Except Traffic) | 0 | 0 | 0 | 0 | 0 | 0 | 0 |
| Suspicion | 0 | 0 | 0 | 0 | 0 | 0 | 0 |
| Total Miscellaneous Violations: | 0 | 0 | 0 | 0 | 0 | 0 | 0 |

| Human Trafficking: | White | Black | American Indian or Alaskan Native | Asian | Native Hawaiian or Other Pacific Islander | Hispanic or Latino | Not Hispanic or Latino |
|--|--------------|--------------|--|--------------|--|-------------------------------|---------------------------------------|
| Human Trafficking/ Commercial Sex Acts | 0 | 0 | 0 | 0 | 0 | 0 | 0 |
| Human Trafficking/ Involuntary Servitude | 0 | 0 | 0 | 0 | 0 | 0 | 0 |
| Total Human Trafficking Violations: | 0 | 0 | 0 | 0 | 0 | 0 | 0 |

2016 Mineral County Arrests - Juvenile
By Race and Ethnicity

| Index Crimes: | White | Black | American Indian or Alaskan Native | Asian | Native Hawaiian or Other Pacific Islander | Hispanic or Latino | Not Hispanic or Latino |
|--|--------------|--------------|--|--------------|--|-------------------------------|---------------------------------------|
| Murder and Nonnegligent Manslaughter | 0 | 0 | 0 | 0 | 0 | 0 | 0 |
| Manslaughter by Negligence | 0 | 0 | 0 | 0 | 0 | 0 | 0 |
| Rape | 0 | 0 | 0 | 0 | 0 | 0 | 0 |
| Robbery | 0 | 0 | 0 | 0 | 0 | 0 | 0 |
| Aggravated Assault (Return A - 4a-d) | 0 | 0 | 0 | 0 | 0 | 0 | 0 |
| Burglary - Breaking or Entering | 0 | 0 | 0 | 0 | 0 | 0 | 0 |
| Larceny - Theft (Except Motor Vehicle Theft) | 0 | 0 | 0 | 0 | 0 | 0 | 0 |
| Motor Vehicle Theft | 0 | 0 | 0 | 0 | 0 | 0 | 0 |
| Arson | 0 | 0 | 0 | 0 | 0 | 0 | 0 |
| Total Index Crimes Violations: | 0 | 0 | 0 | 0 | 0 | 0 | 0 |

| Other Offenses: | White | Black | American Indian or Alaskan Native | Asian | Native Hawaiian or Other Pacific Islander | Hispanic or Latino | Not Hispanic or Latino |
|--|--------------|--------------|--|--------------|--|-------------------------------|---------------------------------------|
| Other Assaults (Return A - 4e) | 0 | 0 | 0 | 0 | 0 | 0 | 0 |
| Forgery and Counterfeiting | 0 | 0 | 0 | 0 | 0 | 0 | 0 |
| Fraud | 0 | 0 | 0 | 0 | 0 | 0 | 0 |
| Embezzlement | 0 | 0 | 0 | 0 | 0 | 0 | 0 |
| Stolen Property; Buying, Receiving, Possessing | 0 | 0 | 0 | 0 | 0 | 0 | 0 |
| Vandalism | 0 | 0 | 0 | 0 | 0 | 0 | 0 |
| Weapons; Carrying, Possessing, etc. | 0 | 0 | 0 | 0 | 0 | 0 | 0 |
| Total Other Offense Violations: | 0 | 0 | 0 | 0 | 0 | 0 | 0 |

| Prostitution and Commercialized Vice: | White | Black | American Indian or Alaskan Native | Asian | Native Hawaiian or Other Pacific Islander | Hispanic or Latino | Not Hispanic or Latino |
|---|--------------|--------------|--|--------------|--|-------------------------------|---------------------------------------|
| Prostitution | 0 | 0 | 0 | 0 | 0 | 0 | 0 |
| Assisting or Promoting Prostitution | 0 | 0 | 0 | 0 | 0 | 0 | 0 |
| Purchasing Prostitution | 0 | 0 | 0 | 0 | 0 | 0 | 0 |
| Sex Offenses (Except Forcible Rape and Prostitution) | 0 | 0 | 0 | 0 | 0 | 0 | 0 |
| Total Prostitution & Commercialized Vice Violations: | 0 | 0 | 0 | 0 | 0 | 0 | 0 |

2016 Mineral County Arrests - Juvenile
By Race and Ethnicity

| Drug Abuse Violations: | White | Black | American Indian or Alaskan Native | Asian | Native Hawaiian or Other Pacific Islander | Hispanic or Latino | Not Hispanic or Latino |
|---|--------------|--------------|--|--------------|--|-------------------------------|---------------------------------------|
| Sale/Manufacturing: | | | | | | | |
| Opium or Cocaine and Their Derivatives (Morphine, Heroin, Codeine) | 0 | 0 | 0 | 0 | 0 | 0 | 0 |
| Marijuana | 1 | 0 | 0 | 0 | 0 | 0 | 1 |
| Synthetic Narcotics - Manufactured Narcotics Which Can Cause TrueDrug Addiction Demerol, Methadones) | 0 | 0 | 0 | 0 | 0 | 0 | 0 |
| Other - Dangerous Nonnarcotic Drugs (Barbiturates, Benzedrine) | 0 | 0 | 0 | 0 | 0 | 0 | 0 |
| Possession: | | | | | | | |
| Opium or Cocaine and Their Derivatives (Morphine, Heroin, Codeine) | 0 | 0 | 0 | 0 | 0 | 0 | 0 |
| Marijuana | 0 | 0 | 0 | 0 | 0 | 0 | 0 |
| Synthetic Narcotics - Manufactured Narcotics Which Can Cause TrueDrug Addiction (Demerol, Methadones) | 0 | 0 | 0 | 0 | 0 | 0 | 0 |
| Other - Dangerous Nonnarcotic Drugs (Barbiturates, Benzedrine) | 0 | 0 | 0 | 0 | 0 | 0 | 0 |
| Total Drug Abuse Violations: | 1 | 0 | 0 | 0 | 0 | 0 | 1 |

| Gambling: | White | Black | American Indian or Alaskan Native | Asian | Native Hawaiian or Other Pacific Islander | Hispanic or Latino | Not Hispanic or Latino |
|-----------------------------------|--------------|--------------|--|--------------|--|-------------------------------|---------------------------------------|
| Bookmaking (Horse and Sport Book) | 0 | 0 | 0 | 0 | 0 | 0 | 0 |
| Numbers and Lottery | 0 | 0 | 0 | 0 | 0 | 0 | 0 |
| All Other Gambling | 0 | 0 | 0 | 0 | 0 | 0 | 0 |
| Total Gambling Violations: | 0 | 0 | 0 | 0 | 0 | 0 | 0 |

| Miscellaneous: | White | Black | American Indian or Alaskan Native | Asian | Native Hawaiian or Other Pacific Islander | Hispanic or Latino | Not Hispanic or Latino |
|--|--------------|--------------|--|--------------|--|-------------------------------|---------------------------------------|
| Offenses Against the Family and Children | 0 | 0 | 0 | 0 | 0 | 0 | 0 |
| Driving Under the Influence | 0 | 0 | 0 | 0 | 0 | 0 | 0 |
| Liquor Laws | 0 | 0 | 0 | 0 | 0 | 0 | 0 |
| Drunkenness | 0 | 0 | 0 | 0 | 0 | 0 | 0 |
| Disorderly Conduct | 0 | 0 | 0 | 0 | 0 | 0 | 0 |
| Vagrancy | 0 | 0 | 0 | 0 | 0 | 0 | 0 |
| All Other Offenses (Except Traffic) | 0 | 0 | 0 | 0 | 0 | 0 | 0 |
| Suspicion | 0 | 0 | 0 | 0 | 0 | 0 | 0 |
| Total Miscellaneous Violations: | 0 | 0 | 0 | 0 | 0 | 0 | 0 |

| Human Trafficking: | White | Black | American Indian or Alaskan Native | Asian | Native Hawaiian or Other Pacific Islander | Hispanic or Latino | Not Hispanic or Latino |
|--|--------------|--------------|--|--------------|--|-------------------------------|---------------------------------------|
| Human Trafficking/ Commercial Sex Acts | 0 | 0 | 0 | 0 | 0 | 0 | 0 |
| Human Trafficking/ Involuntary Servitude | 0 | 0 | 0 | 0 | 0 | 0 | 0 |
| Total Human Trafficking Violations: | 0 | 0 | 0 | 0 | 0 | 0 | 0 |

2016 Nye County Arrests - Juvenile
By Race and Ethnicity

| Index Crimes: | White | Black | American Indian or Alaskan Native | Asian | Native Hawaiian or Other Pacific Islander | Hispanic or Latino | Not Hispanic or Latino |
|--|--------------|--------------|--|--------------|--|-------------------------------|---------------------------------------|
| Murder and Nonnegligent Manslaughter | 0 | 0 | 0 | 0 | 0 | 0 | 0 |
| Manslaughter by Negligence | 0 | 0 | 0 | 0 | 0 | 0 | 0 |
| Rape | 1 | 0 | 0 | 0 | 0 | 0 | 1 |
| Robbery | 0 | 0 | 0 | 0 | 0 | 0 | 0 |
| Aggravated Assault (Return A - 4a-d) | 0 | 0 | 0 | 0 | 0 | 0 | 0 |
| Burglary - Breaking or Entering | 1 | 0 | 0 | 0 | 0 | 0 | 1 |
| Larceny - Theft (Except Motor Vehicle Theft) | 0 | 0 | 0 | 0 | 0 | 0 | 0 |
| Motor Vehicle Theft | 0 | 0 | 0 | 0 | 0 | 0 | 0 |
| Arson | 0 | 0 | 0 | 0 | 0 | 0 | 0 |
| Total Index Crimes Violations: | 2 | 0 | 0 | 0 | 0 | 0 | 2 |

| Other Offenses: | White | Black | American Indian or Alaskan Native | Asian | Native Hawaiian or Other Pacific Islander | Hispanic or Latino | Not Hispanic or Latino |
|--|--------------|--------------|--|--------------|--|-------------------------------|---------------------------------------|
| Other Assaults (Return A - 4e) | 24 | 1 | 0 | 0 | 0 | 2 | 23 |
| Forgery and Counterfeiting | 0 | 0 | 0 | 0 | 0 | 0 | 0 |
| Fraud | 0 | 0 | 0 | 0 | 0 | 0 | 0 |
| Embezzlement | 0 | 0 | 0 | 0 | 0 | 0 | 0 |
| Stolen Property; Buying, Receiving, Possessing | 0 | 0 | 0 | 0 | 0 | 0 | 0 |
| Vandalism | 2 | 0 | 0 | 0 | 0 | 0 | 2 |
| Weapons; Carrying, Possessing, etc. | 3 | 0 | 0 | 1 | 0 | 0 | 4 |
| Total Other Offense Violations: | 29 | 1 | 0 | 1 | 0 | 2 | 29 |

| Prostitution and Commercialized Vice: | White | Black | American Indian or Alaskan Native | Asian | Native Hawaiian or Other Pacific Islander | Hispanic or Latino | Not Hispanic or Latino |
|---|--------------|--------------|--|--------------|--|-------------------------------|---------------------------------------|
| Prostitution | 0 | 0 | 0 | 0 | 0 | 0 | 0 |
| Assisting or Promoting Prostitution | 0 | 0 | 0 | 0 | 0 | 0 | 0 |
| Purchasing Prostitution | 0 | 0 | 0 | 0 | 0 | 0 | 0 |
| Sex Offenses (Except Forcible Rape and Prostitution) | 0 | 0 | 0 | 0 | 0 | 0 | 0 |
| Total Prostitution & Commercialized Vice Violations: | 0 | 0 | 0 | 0 | 0 | 0 | 0 |

2016 Nye County Arrests - Juvenile
By Race and Ethnicity

| Drug Abuse Violations: | White | Black | American Indian or Alaskan Native | Asian | Native Hawaiian or Other Pacific Islander | Hispanic or Latino | Not Hispanic or Latino |
|---|--------------|--------------|--|--------------|--|-------------------------------|---------------------------------------|
| Sale/Manufacturing: | | | | | | | |
| Opium or Cocaine and Their Derivatives (Morphine, Heroin, Codeine) | 0 | 0 | 0 | 0 | 0 | 0 | 0 |
| Marijuana | 0 | 0 | 0 | 0 | 0 | 0 | 0 |
| Synthetic Narcotics - Manufactured Narcotics Which Can Cause TrueDrug Addiction Demerol, Methadones) | 0 | 0 | 0 | 0 | 0 | 0 | 0 |
| Other - Dangerous Nonnarcotic Drugs (Barbiturates, Benezdrine) | 0 | 0 | 0 | 0 | 0 | 0 | 0 |
| Possession: | | | | | | | |
| Opium or Cocaine and Their Derivatives (Morphine, Heroin, Codeine) | 0 | 0 | 0 | 0 | 0 | 0 | 0 |
| Marijuana | 7 | 4 | 0 | 0 | 0 | 0 | 11 |
| Synthetic Narcotics - Manufactured Narcotics Which Can Cause TrueDrug Addiction (Demerol, Methadones) | 0 | 0 | 0 | 0 | 0 | 0 | 0 |
| Other - Dangerous Nonnarcotic Drugs (Barbiturates, Benezdrine) | 0 | 0 | 0 | 0 | 0 | 0 | 0 |
| Total Drug Abuse Violations: | 7 | 4 | 0 | 0 | 0 | 0 | 11 |

| Gambling: | White | Black | American Indian or Alaskan Native | Asian | Native Hawaiian or Other Pacific Islander | Hispanic or Latino | Not Hispanic or Latino |
|-----------------------------------|--------------|--------------|--|--------------|--|-------------------------------|---------------------------------------|
| Bookmaking (Horse and Sport Book) | 0 | 0 | 0 | 0 | 0 | 0 | 0 |
| Numbers and Lottery | 0 | 0 | 0 | 0 | 0 | 0 | 0 |
| All Other Gambling | 0 | 0 | 0 | 0 | 0 | 0 | 0 |
| Total Gambling Violations: | 0 | 0 | 0 | 0 | 0 | 0 | 0 |

| Miscellaneous: | White | Black | American Indian or Alaskan Native | Asian | Native Hawaiian or Other Pacific Islander | Hispanic or Latino | Not Hispanic or Latino |
|--|--------------|--------------|--|--------------|--|-------------------------------|---------------------------------------|
| Offenses Against the Family and Children | 2 | 0 | 0 | 0 | 0 | 0 | 2 |
| Driving Under the Influence | 0 | 0 | 0 | 0 | 0 | 0 | 0 |
| Liquor Laws | 0 | 0 | 0 | 0 | 0 | 0 | 0 |
| Drunkenness | 2 | 0 | 0 | 0 | 0 | 1 | 1 |
| Disorderly Conduct | 3 | 0 | 0 | 0 | 0 | 0 | 3 |
| Vagrancy | 0 | 0 | 0 | 0 | 0 | 0 | 0 |
| All Other Offenses (Except Traffic) | 13 | 0 | 0 | 0 | 0 | 2 | 11 |
| Suspicion | 0 | 0 | 0 | 0 | 0 | 0 | 0 |
| Total Miscellaneous Violations: | 20 | 0 | 0 | 0 | 0 | 3 | 17 |

| Human Trafficking: | White | Black | American Indian or Alaskan Native | Asian | Native Hawaiian or Other Pacific Islander | Hispanic or Latino | Not Hispanic or Latino |
|--|--------------|--------------|--|--------------|--|-------------------------------|---------------------------------------|
| Human Trafficking/ Commercial Sex Acts | 0 | 0 | 0 | 0 | 0 | 0 | 0 |
| Human Trafficking/ Involuntary Servitude | 0 | 0 | 0 | 0 | 0 | 0 | 0 |
| Total Human Trafficking Violations: | 0 | 0 | 0 | 0 | 0 | 0 | 0 |

2016 Pershing County Arrests - Juvenile
By Race and Ethnicity

| Index Crimes: | White | Black | American Indian or Alaskan Native | Asian | Native Hawaiian or Other Pacific Islander | Hispanic or Latino | Not Hispanic or Latino |
|--|--------------|--------------|--|--------------|--|-------------------------------|---------------------------------------|
| Murder and Nonnegligent Manslaughter | 0 | 0 | 0 | 0 | 0 | 0 | 0 |
| Manslaughter by Negligence | 0 | 0 | 0 | 0 | 0 | 0 | 0 |
| Rape | 0 | 0 | 0 | 0 | 0 | 0 | 0 |
| Robbery | 0 | 0 | 0 | 0 | 0 | 0 | 0 |
| Aggravated Assault (Return A - 4a-d) | 1 | 0 | 1 | 0 | 0 | 1 | 1 |
| Burglary - Breaking or Entering | 2 | 0 | 0 | 0 | 0 | 0 | 0 |
| Larceny - Theft (Except Motor Vehicle Theft) | 2 | 0 | 0 | 0 | 1 | 0 | 2 |
| Motor Vehicle Theft | 0 | 0 | 0 | 0 | 0 | 0 | 0 |
| Arson | 0 | 0 | 0 | 0 | 0 | 0 | 0 |
| Total Index Crimes Violations: | 5 | 0 | 1 | 0 | 1 | 1 | 3 |

| Other Offenses: | White | Black | American Indian or Alaskan Native | Asian | Native Hawaiian or Other Pacific Islander | Hispanic or Latino | Not Hispanic or Latino |
|--|--------------|--------------|--|--------------|--|-------------------------------|---------------------------------------|
| Other Assaults (Return A - 4e) | 1 | 0 | 0 | 0 | 0 | 0 | 0 |
| Forgery and Counterfeiting | 0 | 0 | 0 | 0 | 0 | 0 | 0 |
| Fraud | 0 | 0 | 0 | 0 | 0 | 0 | 0 |
| Embezzlement | 0 | 0 | 0 | 0 | 0 | 0 | 0 |
| Stolen Property; Buying, Receiving, Possessing | 0 | 0 | 0 | 0 | 0 | 0 | 0 |
| Vandalism | 0 | 0 | 0 | 0 | 0 | 0 | 0 |
| Weapons; Carrying, Possessing, etc. | 0 | 0 | 0 | 0 | 0 | 0 | 0 |
| Total Other Offense Violations: | 1 | 0 | 0 | 0 | 0 | 0 | 0 |

| Prostitution and Commercialized Vice: | White | Black | American Indian or Alaskan Native | Asian | Native Hawaiian or Other Pacific Islander | Hispanic or Latino | Not Hispanic or Latino |
|---|--------------|--------------|--|--------------|--|-------------------------------|---------------------------------------|
| Prostitution | 0 | 0 | 0 | 0 | 0 | 0 | 0 |
| Assisting or Promoting Prostitution | 0 | 0 | 0 | 0 | 0 | 0 | 0 |
| Purchasing Prostitution | 0 | 0 | 0 | 0 | 0 | 0 | 0 |
| Sex Offenses (Except Forcible Rape and Prostitution) | 0 | 0 | 0 | 0 | 0 | 0 | 0 |
| Total Prostitution & Commercialized Vice Violations: | 0 | 0 | 0 | 0 | 0 | 0 | 0 |

2016 Pershing County Arrests - Juvenile
By Race and Ethnicity

| Drug Abuse Violations: | White | Black | American Indian or Alaskan Native | Asian | Native Hawaiian or Other Pacific Islander | Hispanic or Latino | Not Hispanic or Latino |
|---|--------------|--------------|--|--------------|--|-------------------------------|---------------------------------------|
| Sale/Manufacturing: | | | | | | | |
| Opium or Cocaine and Their Derivatives (Morphine, Heroin, Codeine) | 1 | 0 | 0 | 0 | 0 | 2 | 0 |
| Marijuana | 0 | 0 | 0 | 0 | 0 | 0 | 0 |
| Synthetic Narcotics - Manufactured Narcotics Which Can Cause TrueDrug Addiction Demerol, Methadones) | 0 | 0 | 0 | 0 | 0 | 0 | 0 |
| Other - Dangerous Nonnarcotic Drugs (Barbiturates, Benzedrine) | 0 | 0 | 0 | 0 | 0 | 0 | 0 |
| Possession: | | | | | | | |
| Opium or Cocaine and Their Derivatives (Morphine, Heroin, Codeine) | 0 | 0 | 0 | 0 | 0 | 0 | 0 |
| Marijuana | 3 | 1 | 1 | 1 | 0 | 0 | 0 |
| Synthetic Narcotics - Manufactured Narcotics Which Can Cause TrueDrug Addiction (Demerol, Methadones) | 0 | 0 | 0 | 0 | 0 | 0 | 0 |
| Other - Dangerous Nonnarcotic Drugs (Barbiturates, Benzedrine) | 0 | 0 | 0 | 0 | 0 | 0 | 0 |
| Total Drug Abuse Violations: | 4 | 1 | 1 | 1 | 0 | 2 | 0 |

| Gambling: | White | Black | American Indian or Alaskan Native | Asian | Native Hawaiian or Other Pacific Islander | Hispanic or Latino | Not Hispanic or Latino |
|-----------------------------------|--------------|--------------|--|--------------|--|-------------------------------|---------------------------------------|
| Bookmaking (Horse and Sport Book) | 0 | 0 | 0 | 0 | 0 | 0 | 0 |
| Numbers and Lottery | 0 | 0 | 0 | 0 | 0 | 0 | 0 |
| All Other Gambling | 0 | 0 | 0 | 0 | 0 | 0 | 0 |
| Total Gambling Violations: | 0 | 0 | 0 | 0 | 0 | 0 | 0 |

| Miscellaneous: | White | Black | American Indian or Alaskan Native | Asian | Native Hawaiian or Other Pacific Islander | Hispanic or Latino | Not Hispanic or Latino |
|--|--------------|--------------|--|--------------|--|-------------------------------|---------------------------------------|
| Offenses Against the Family and Children | 0 | 0 | 0 | 0 | 0 | 0 | 0 |
| Driving Under the Influence | 0 | 0 | 0 | 0 | 0 | 0 | 0 |
| Liquor Laws | 3 | 0 | 0 | 0 | 0 | 0 | 1 |
| Drunkenness | 0 | 0 | 0 | 0 | 0 | 0 | 0 |
| Disorderly Conduct | 1 | 0 | 0 | 0 | 0 | 0 | 0 |
| Vagrancy | 0 | 0 | 0 | 0 | 0 | 0 | 0 |
| All Other Offenses (Except Traffic) | 2 | 0 | 0 | 0 | 0 | 0 | 0 |
| Suspicion | 0 | 0 | 0 | 0 | 0 | 0 | 0 |
| Total Miscellaneous Violations: | 6 | 0 | 0 | 0 | 0 | 0 | 1 |

| Human Trafficking: | White | Black | American Indian or Alaskan Native | Asian | Native Hawaiian or Other Pacific Islander | Hispanic or Latino | Not Hispanic or Latino |
|--|--------------|--------------|--|--------------|--|-------------------------------|---------------------------------------|
| Human Trafficking/ Commercial Sex Acts | 0 | 0 | 0 | 0 | 0 | 0 | 0 |
| Human Trafficking/ Involuntary Servitude | 0 | 0 | 0 | 0 | 0 | 0 | 0 |
| Total Human Trafficking Violations: | 0 | 0 | 0 | 0 | 0 | 0 | 0 |

2016 Lovelock PD Arrests - Juvenile
By Race and Ethnicity

| Index Crimes: | White | Black | American Indian or Alaskan Native | Asian | Native Hawaiian or Other Pacific Islander | Hispanic or Latino | Not Hispanic or Latino |
|--|--------------|--------------|--|--------------|--|-------------------------------|---------------------------------------|
| Murder and Nonnegligent Manslaughter | 0 | 0 | 0 | 0 | 0 | 0 | 0 |
| Manslaughter by Negligence | 0 | 0 | 0 | 0 | 0 | 0 | 0 |
| Rape | 0 | 0 | 0 | 0 | 0 | 0 | 0 |
| Robbery | 0 | 0 | 0 | 0 | 0 | 0 | 0 |
| Aggravated Assault (Return A - 4a-d) | 1 | 0 | 1 | 0 | 0 | 1 | 1 |
| Burglary - Breaking or Entering | 0 | 0 | 0 | 0 | 0 | 0 | 0 |
| Larceny - Theft (Except Motor Vehicle Theft) | 2 | 0 | 0 | 0 | 0 | 0 | 2 |
| Motor Vehicle Theft | 0 | 0 | 0 | 0 | 0 | 0 | 0 |
| Arson | 0 | 0 | 0 | 0 | 0 | 0 | 0 |
| Total Index Crimes Violations: | 3 | 0 | 1 | 0 | 0 | 1 | 3 |

| Other Offenses: | White | Black | American Indian or Alaskan Native | Asian | Native Hawaiian or Other Pacific Islander | Hispanic or Latino | Not Hispanic or Latino |
|--|--------------|--------------|--|--------------|--|-------------------------------|---------------------------------------|
| Other Assaults (Return A - 4e) | 0 | 0 | 0 | 0 | 0 | 0 | 0 |
| Forgery and Counterfeiting | 0 | 0 | 0 | 0 | 0 | 0 | 0 |
| Fraud | 0 | 0 | 0 | 0 | 0 | 0 | 0 |
| Embezzlement | 0 | 0 | 0 | 0 | 0 | 0 | 0 |
| Stolen Property; Buying, Receiving, Possessing | 0 | 0 | 0 | 0 | 0 | 0 | 0 |
| Vandalism | 0 | 0 | 0 | 0 | 0 | 0 | 0 |
| Weapons; Carrying, Possessing, etc. | 0 | 0 | 0 | 0 | 0 | 0 | 0 |
| Total Other Offense Violations: | 0 | 0 | 0 | 0 | 0 | 0 | 0 |

| Prostitution and Commercialized Vice: | White | Black | American Indian or Alaskan Native | Asian | Native Hawaiian or Other Pacific Islander | Hispanic or Latino | Not Hispanic or Latino |
|---|--------------|--------------|--|--------------|--|-------------------------------|---------------------------------------|
| Prostitution | 0 | 0 | 0 | 0 | 0 | 0 | 0 |
| Assisting or Promoting Prostitution | 0 | 0 | 0 | 0 | 0 | 0 | 0 |
| Purchasing Prostitution | 0 | 0 | 0 | 0 | 0 | 0 | 0 |
| Sex Offenses (Except Forcible Rape and Prostitution) | 0 | 0 | 0 | 0 | 0 | 0 | 0 |
| Total Prostitution & Commercialized Vice Violations: | 0 | 0 | 0 | 0 | 0 | 0 | 0 |

2016 Lovelock PD Arrests - Juvenile
By Race and Ethnicity

| Drug Abuse Violations: | White | Black | American Indian or Alaskan Native | Asian | Native Hawaiian or Other Pacific Islander | Hispanic or Latino | Not Hispanic or Latino |
|---|--------------|--------------|--|--------------|--|-------------------------------|---------------------------------------|
| Sale/Manufacturing: | | | | | | | |
| Opium or Cocaine and Their Derivatives (Morphine, Heroin, Codeine) | 0 | 0 | 0 | 0 | 0 | 0 | 0 |
| Marijuana | 0 | 0 | 0 | 0 | 0 | 0 | 0 |
| Synthetic Narcotics - Manufactured Narcotics Which Can Cause TrueDrug Addiction Demerol, Methadones) | 0 | 0 | 0 | 0 | 0 | 0 | 0 |
| Other - Dangerous Nonnarcotic Drugs (Barbiturates, Benzadrine) | 0 | 0 | 0 | 0 | 0 | 0 | 0 |
| Possession: | | | | | | | |
| Opium or Cocaine and Their Derivatives (Morphine, Heroin, Codeine) | 0 | 0 | 0 | 0 | 0 | 0 | 0 |
| Marijuana | 0 | 0 | 0 | 0 | 0 | 0 | 0 |
| Synthetic Narcotics - Manufactured Narcotics Which Can Cause TrueDrug Addiction (Demerol, Methadones) | 0 | 0 | 0 | 0 | 0 | 0 | 0 |
| Other - Dangerous Nonnarcotic Drugs (Barbiturates, Benzadrine) | 0 | 0 | 0 | 0 | 0 | 0 | 0 |
| Total Drug Abuse Violations: | 0 | 0 | 0 | 0 | 0 | 0 | 0 |

| Gambling: | White | Black | American Indian or Alaskan Native | Asian | Native Hawaiian or Other Pacific Islander | Hispanic or Latino | Not Hispanic or Latino |
|-----------------------------------|--------------|--------------|--|--------------|--|-------------------------------|---------------------------------------|
| Bookmaking (Horse and Sport Book) | 0 | 0 | 0 | 0 | 0 | 0 | 0 |
| Numbers and Lottery | 0 | 0 | 0 | 0 | 0 | 0 | 0 |
| All Other Gambling | 0 | 0 | 0 | 0 | 0 | 0 | 0 |
| Total Gambling Violations: | 0 | 0 | 0 | 0 | 0 | 0 | 0 |

| Miscellaneous: | White | Black | American Indian or Alaskan Native | Asian | Native Hawaiian or Other Pacific Islander | Hispanic or Latino | Not Hispanic or Latino |
|--|--------------|--------------|--|--------------|--|-------------------------------|---------------------------------------|
| Offenses Against the Family and Children | 0 | 0 | 0 | 0 | 0 | 0 | 0 |
| Driving Under the Influence | 0 | 0 | 0 | 0 | 0 | 0 | 0 |
| Liquor Laws | 1 | 0 | 0 | 0 | 0 | 0 | 1 |
| Drunkenness | 0 | 0 | 0 | 0 | 0 | 0 | 0 |
| Disorderly Conduct | 0 | 0 | 0 | 0 | 0 | 0 | 0 |
| Vagrancy | 0 | 0 | 0 | 0 | 0 | 0 | 0 |
| All Other Offenses (Except Traffic) | 0 | 0 | 0 | 0 | 0 | 0 | 0 |
| Suspicion | 0 | 0 | 0 | 0 | 0 | 0 | 0 |
| Total Miscellaneous Violations: | 1 | 0 | 0 | 0 | 0 | 0 | 1 |

| Human Trafficking: | White | Black | American Indian or Alaskan Native | Asian | Native Hawaiian or Other Pacific Islander | Hispanic or Latino | Not Hispanic or Latino |
|--|--------------|--------------|--|--------------|--|-------------------------------|---------------------------------------|
| Human Trafficking/ Commercial Sex Acts | 0 | 0 | 0 | 0 | 0 | 0 | 0 |
| Human Trafficking/ Involuntary Servitude | 0 | 0 | 0 | 0 | 0 | 0 | 0 |
| Total Human Trafficking Violations: | 0 | 0 | 0 | 0 | 0 | 0 | 0 |

2016 Pershing Co SO Arrests - Juvenile
By Race and Ethnicity

| Index Crimes: | White | Black | American Indian or Alaskan Native | Asian | Native Hawaiian or Other Pacific Islander | Hispanic or Latino | Not Hispanic or Latino |
|--|--------------|--------------|--|--------------|--|-------------------------------|---------------------------------------|
| Murder and Nonnegligent Manslaughter | 0 | 0 | 0 | 0 | 0 | 0 | 0 |
| Manslaughter by Negligence | 0 | 0 | 0 | 0 | 0 | 0 | 0 |
| Rape | 0 | 0 | 0 | 0 | 0 | 0 | 0 |
| Robbery | 0 | 0 | 0 | 0 | 0 | 0 | 0 |
| Aggravated Assault (Return A - 4a-d) | 0 | 0 | 0 | 0 | 0 | 0 | 0 |
| Burglary - Breaking or Entering | 2 | 0 | 0 | 0 | 0 | 0 | 0 |
| Larceny - Theft (Except Motor Vehicle Theft) | 0 | 0 | 0 | 0 | 1 | 0 | 0 |
| Motor Vehicle Theft | 0 | 0 | 0 | 0 | 0 | 0 | 0 |
| Arson | 0 | 0 | 0 | 0 | 0 | 0 | 0 |
| Total Index Crimes Violations: | 2 | 0 | 0 | 0 | 1 | 0 | 0 |

| Other Offenses: | White | Black | American Indian or Alaskan Native | Asian | Native Hawaiian or Other Pacific Islander | Hispanic or Latino | Not Hispanic or Latino |
|--|--------------|--------------|--|--------------|--|-------------------------------|---------------------------------------|
| Other Assaults (Return A - 4e) | 1 | 0 | 0 | 0 | 0 | 0 | 0 |
| Forgery and Counterfeiting | 0 | 0 | 0 | 0 | 0 | 0 | 0 |
| Fraud | 0 | 0 | 0 | 0 | 0 | 0 | 0 |
| Embezzlement | 0 | 0 | 0 | 0 | 0 | 0 | 0 |
| Stolen Property; Buying, Receiving, Possessing | 0 | 0 | 0 | 0 | 0 | 0 | 0 |
| Vandalism | 0 | 0 | 0 | 0 | 0 | 0 | 0 |
| Weapons; Carrying, Possessing, etc. | 0 | 0 | 0 | 0 | 0 | 0 | 0 |
| Total Other Offense Violations: | 1 | 0 | 0 | 0 | 0 | 0 | 0 |

| Prostitution and Commercialized Vice: | White | Black | American Indian or Alaskan Native | Asian | Native Hawaiian or Other Pacific Islander | Hispanic or Latino | Not Hispanic or Latino |
|---|--------------|--------------|--|--------------|--|-------------------------------|---------------------------------------|
| Prostitution | 0 | 0 | 0 | 0 | 0 | 0 | 0 |
| Assisting or Promoting Prostitution | 0 | 0 | 0 | 0 | 0 | 0 | 0 |
| Purchasing Prostitution | 0 | 0 | 0 | 0 | 0 | 0 | 0 |
| Sex Offenses (Except Forcible Rape and Prostitution) | 0 | 0 | 0 | 0 | 0 | 0 | 0 |
| Total Prostitution & Commercialized Vice Violations: | 0 | 0 | 0 | 0 | 0 | 0 | 0 |

2016 Pershing Co SO Arrests - Juvenile
By Race and Ethnicity

| Drug Abuse Violations: | White | Black | American Indian or Alaskan Native | Asian | Native Hawaiian or Other Pacific Islander | Hispanic or Latino | Not Hispanic or Latino |
|---|--------------|--------------|--|--------------|--|-------------------------------|---------------------------------------|
| Sale/Manufacturing: | | | | | | | |
| Opium or Cocaine and Their Derivatives (Morphine, Heroin, Codeine) | 1 | 0 | 0 | 0 | 0 | 2 | 0 |
| Marijuana | 0 | 0 | 0 | 0 | 0 | 0 | 0 |
| Synthetic Narcotics - Manufactured Narcotics Which Can Cause TrueDrug Addiction Demerol, Methadones) | 0 | 0 | 0 | 0 | 0 | 0 | 0 |
| Other - Dangerous Nonnarcotic Drugs (Barbiturates, Benezdrine) | 0 | 0 | 0 | 0 | 0 | 0 | 0 |
| Possession: | | | | | | | |
| Opium or Cocaine and Their Derivatives (Morphine, Heroin, Codeine) | 0 | 0 | 0 | 0 | 0 | 0 | 0 |
| Marijuana | 3 | 1 | 1 | 1 | 0 | 0 | 0 |
| Synthetic Narcotics - Manufactured Narcotics Which Can Cause TrueDrug Addiction (Demerol, Methadones) | 0 | 0 | 0 | 0 | 0 | 0 | 0 |
| Other - Dangerous Nonnarcotic Drugs (Barbiturates, Benezdrine) | 0 | 0 | 0 | 0 | 0 | 0 | 0 |
| Total Drug Abuse Violations: | 4 | 1 | 1 | 1 | 0 | 2 | 0 |

| Gambling: | White | Black | American Indian or Alaskan Native | Asian | Native Hawaiian or Other Pacific Islander | Hispanic or Latino | Not Hispanic or Latino |
|-----------------------------------|--------------|--------------|--|--------------|--|-------------------------------|---------------------------------------|
| Bookmaking (Horse and Sport Book) | 0 | 0 | 0 | 0 | 0 | 0 | 0 |
| Numbers and Lottery | 0 | 0 | 0 | 0 | 0 | 0 | 0 |
| All Other Gambling | 0 | 0 | 0 | 0 | 0 | 0 | 0 |
| Total Gambling Violations: | 0 | 0 | 0 | 0 | 0 | 0 | 0 |

| Miscellaneous: | White | Black | American Indian or Alaskan Native | Asian | Native Hawaiian or Other Pacific Islander | Hispanic or Latino | Not Hispanic or Latino |
|--|--------------|--------------|--|--------------|--|-------------------------------|---------------------------------------|
| Offenses Against the Family and Children | 0 | 0 | 0 | 0 | 0 | 0 | 0 |
| Driving Under the Influence | 0 | 0 | 0 | 0 | 0 | 0 | 0 |
| Liquor Laws | 2 | 0 | 0 | 0 | 0 | 0 | 0 |
| Drunkenness | 0 | 0 | 0 | 0 | 0 | 0 | 0 |
| Disorderly Conduct | 1 | 0 | 0 | 0 | 0 | 0 | 0 |
| Vagrancy | 0 | 0 | 0 | 0 | 0 | 0 | 0 |
| All Other Offenses (Except Traffic) | 2 | 0 | 0 | 0 | 0 | 0 | 0 |
| Suspicion | 0 | 0 | 0 | 0 | 0 | 0 | 0 |
| Total Miscellaneous Violations: | 5 | 0 | 0 | 0 | 0 | 0 | 0 |

| Human Trafficking: | White | Black | American Indian or Alaskan Native | Asian | Native Hawaiian or Other Pacific Islander | Hispanic or Latino | Not Hispanic or Latino |
|--|--------------|--------------|--|--------------|--|-------------------------------|---------------------------------------|
| Human Trafficking/ Commercial Sex Acts | 0 | 0 | 0 | 0 | 0 | 0 | 0 |
| Human Trafficking/ Involuntary Servitude | 0 | 0 | 0 | 0 | 0 | 0 | 0 |
| Total Human Trafficking Violations: | 0 | 0 | 0 | 0 | 0 | 0 | 0 |

2016 Storey County Arrests - Juvenile
By Race and Ethnicity

| Index Crimes: | White | Black | American Indian or Alaskan Native | Asian | Native Hawaiian or Other Pacific Islander | Hispanic or Latino | Not Hispanic or Latino |
|--|--------------|--------------|--|--------------|--|-------------------------------|---------------------------------------|
| Murder and Nonnegligent Manslaughter | 0 | 0 | 0 | 0 | 0 | 0 | 0 |
| Manslaughter by Negligence | 0 | 0 | 0 | 0 | 0 | 0 | 0 |
| Rape | 0 | 0 | 0 | 0 | 0 | 0 | 0 |
| Robbery | 0 | 0 | 0 | 0 | 0 | 0 | 0 |
| Aggravated Assault (Return A - 4a-d) | 0 | 0 | 0 | 0 | 0 | 0 | 0 |
| Burglary - Breaking or Entering | 0 | 0 | 0 | 0 | 0 | 0 | 0 |
| Larceny - Theft (Except Motor Vehicle Theft) | 0 | 0 | 0 | 0 | 0 | 0 | 0 |
| Motor Vehicle Theft | 0 | 0 | 0 | 0 | 0 | 0 | 0 |
| Arson | 0 | 0 | 0 | 0 | 0 | 0 | 0 |
| Total Index Crimes Violations: | 0 | 0 | 0 | 0 | 0 | 0 | 0 |

| Other Offenses: | White | Black | American Indian or Alaskan Native | Asian | Native Hawaiian or Other Pacific Islander | Hispanic or Latino | Not Hispanic or Latino |
|--|--------------|--------------|--|--------------|--|-------------------------------|---------------------------------------|
| Other Assaults (Return A - 4e) | 0 | 0 | 0 | 0 | 0 | 0 | 0 |
| Forgery and Counterfeiting | 0 | 0 | 0 | 0 | 0 | 0 | 0 |
| Fraud | 0 | 0 | 0 | 0 | 0 | 0 | 0 |
| Embezzlement | 0 | 0 | 0 | 0 | 0 | 0 | 0 |
| Stolen Property; Buying, Receiving, Possessing | 0 | 0 | 0 | 0 | 0 | 0 | 0 |
| Vandalism | 0 | 0 | 0 | 0 | 0 | 0 | 0 |
| Weapons; Carrying, Possessing, etc. | 0 | 0 | 0 | 0 | 0 | 0 | 0 |
| Total Other Offense Violations: | 0 | 0 | 0 | 0 | 0 | 0 | 0 |

| Prostitution and Commercialized Vice: | White | Black | American Indian or Alaskan Native | Asian | Native Hawaiian or Other Pacific Islander | Hispanic or Latino | Not Hispanic or Latino |
|---|--------------|--------------|--|--------------|--|-------------------------------|---------------------------------------|
| Prostitution | 0 | 0 | 0 | 0 | 0 | 0 | 0 |
| Assisting or Promoting Prostitution | 0 | 0 | 0 | 0 | 0 | 0 | 0 |
| Purchasing Prostitution | 0 | 0 | 0 | 0 | 0 | 0 | 0 |
| Sex Offenses (Except Forcible Rape and Prostitution) | 0 | 0 | 0 | 0 | 0 | 0 | 0 |
| Total Prostitution & Commercialized Vice Violations: | 0 | 0 | 0 | 0 | 0 | 0 | 0 |

2016 Storey County Arrests - Juvenile
By Race and Ethnicity

| Drug Abuse Violations: | White | Black | American Indian or Alaskan Native | Asian | Native Hawaiian or Other Pacific Islander | Hispanic or Latino | Not Hispanic or Latino |
|---|--------------|--------------|--|--------------|--|-------------------------------|---------------------------------------|
| Sale/Manufacturing: | | | | | | | |
| Opium or Cocaine and Their Derivatives (Morphine, Heroin, Codeine) | 0 | 0 | 0 | 0 | 0 | 0 | 0 |
| Marijuana | 1 | 0 | 0 | 0 | 0 | 1 | 0 |
| Synthetic Narcotics - Manufactured Narcotics Which Can Cause TrueDrug Addiction Demerol, Methadones) | 0 | 0 | 0 | 0 | 0 | 0 | 0 |
| Other - Dangerous Nonnarcotic Drugs (Barbiturates, Benzedrine) | 0 | 0 | 0 | 0 | 0 | 0 | 0 |
| Possession: | | | | | | | |
| Opium or Cocaine and Their Derivatives (Morphine, Heroin, Codeine) | 0 | 0 | 0 | 0 | 0 | 0 | 0 |
| Marijuana | 0 | 0 | 0 | 0 | 0 | 0 | 0 |
| Synthetic Narcotics - Manufactured Narcotics Which Can Cause TrueDrug Addiction (Demerol, Methadones) | 0 | 0 | 0 | 0 | 0 | 0 | 0 |
| Other - Dangerous Nonnarcotic Drugs (Barbiturates, Benzedrine) | 0 | 0 | 0 | 0 | 0 | 0 | 0 |
| Total Drug Abuse Violations: | 1 | 0 | 0 | 0 | 0 | 1 | 0 |

| Gambling: | White | Black | American Indian or Alaskan Native | Asian | Native Hawaiian or Other Pacific Islander | Hispanic or Latino | Not Hispanic or Latino |
|-----------------------------------|--------------|--------------|--|--------------|--|-------------------------------|---------------------------------------|
| Bookmaking (Horse and Sport Book) | 0 | 0 | 0 | 0 | 0 | 0 | 0 |
| Numbers and Lottery | 0 | 0 | 0 | 0 | 0 | 0 | 0 |
| All Other Gambling | 0 | 0 | 0 | 0 | 0 | 0 | 0 |
| Total Gambling Violations: | 0 | 0 | 0 | 0 | 0 | 0 | 0 |

| Miscellaneous: | White | Black | American Indian or Alaskan Native | Asian | Native Hawaiian or Other Pacific Islander | Hispanic or Latino | Not Hispanic or Latino |
|--|--------------|--------------|--|--------------|--|-------------------------------|---------------------------------------|
| Offenses Against the Family and Children | 0 | 0 | 0 | 0 | 0 | 0 | 0 |
| Driving Under the Influence | 0 | 0 | 0 | 0 | 0 | 0 | 0 |
| Liquor Laws | 0 | 0 | 0 | 0 | 0 | 0 | 0 |
| Drunkenness | 0 | 0 | 0 | 0 | 0 | 0 | 0 |
| Disorderly Conduct | 0 | 0 | 0 | 0 | 0 | 0 | 0 |
| Vagrancy | 0 | 0 | 0 | 0 | 0 | 0 | 0 |
| All Other Offenses (Except Traffic) | 1 | 0 | 0 | 0 | 0 | 0 | 1 |
| Suspicion | 0 | 0 | 0 | 0 | 0 | 0 | 0 |
| Total Miscellaneous Violations: | 1 | 0 | 0 | 0 | 0 | 0 | 1 |

| Human Trafficking: | White | Black | American Indian or Alaskan Native | Asian | Native Hawaiian or Other Pacific Islander | Hispanic or Latino | Not Hispanic or Latino |
|--|--------------|--------------|--|--------------|--|-------------------------------|---------------------------------------|
| Human Trafficking/ Commercial Sex Acts | 0 | 0 | 0 | 0 | 0 | 0 | 0 |
| Human Trafficking/ Involuntary Servitude | 0 | 0 | 0 | 0 | 0 | 0 | 0 |
| Total Human Trafficking Violations: | 0 | 0 | 0 | 0 | 0 | 0 | 0 |

2016 Washoe County Arrests - Juvenile
By Race and Ethnicity

| Index Crimes: | White | Black | American Indian or Alaskan Native | Asian | Native Hawaiian or Other Pacific Islander | Hispanic or Latino | Not Hispanic or Latino |
|--|--------------|--------------|--|--------------|--|-------------------------------|---------------------------------------|
| Murder and Nonnegligent Manslaughter | 0 | 0 | 1 | 0 | 0 | 0 | 1 |
| Manslaughter by Negligence | 0 | 0 | 0 | 0 | 0 | 0 | 0 |
| Rape | 11 | 2 | 0 | 0 | 0 | 0 | 13 |
| Robbery | 12 | 3 | 1 | 0 | 0 | 2 | 14 |
| Aggravated Assault (Return A - 4a-d) | 186 | 27 | 2 | 2 | 0 | 27 | 190 |
| Burglary - Breaking or Entering | 49 | 4 | 2 | 0 | 0 | 11 | 44 |
| Larceny - Theft (Except Motor Vehicle Theft) | 216 | 23 | 5 | 11 | 1 | 48 | 208 |
| Motor Vehicle Theft | 37 | 2 | 1 | 1 | 0 | 12 | 29 |
| Arson | 5 | 0 | 0 | 0 | 0 | 2 | 3 |
| Total Index Crimes Violations: | 516 | 61 | 12 | 14 | 1 | 102 | 502 |

| Other Offenses: | White | Black | American Indian or Alaskan Native | Asian | Native Hawaiian or Other Pacific Islander | Hispanic or Latino | Not Hispanic or Latino |
|--|--------------|--------------|--|--------------|--|-------------------------------|---------------------------------------|
| Other Assaults (Return A - 4e) | 202 | 47 | 3 | 2 | 0 | 81 | 173 |
| Forgery and Counterfeiting | 1 | 0 | 0 | 0 | 0 | 0 | 1 |
| Fraud | 10 | 2 | 0 | 0 | 1 | 1 | 12 |
| Embezzlement | 2 | 0 | 0 | 0 | 0 | 1 | 1 |
| Stolen Property; Buying, Receiving, Possessing | 10 | 6 | 0 | 0 | 0 | 3 | 13 |
| Vandalism | 87 | 9 | 1 | 2 | 1 | 21 | 79 |
| Weapons; Carrying, Possessing, etc. | 38 | 4 | 0 | 2 | 1 | 19 | 26 |
| Total Other Offense Violations: | 350 | 68 | 4 | 6 | 3 | 126 | 305 |

| Prostitution and Commercialized Vice: | White | Black | American Indian or Alaskan Native | Asian | Native Hawaiian or Other Pacific Islander | Hispanic or Latino | Not Hispanic or Latino |
|---|--------------|--------------|--|--------------|--|-------------------------------|---------------------------------------|
| Prostitution | 1 | 1 | 0 | 0 | 0 | 0 | 2 |
| Assisting or Promoting Prostitution | 0 | 0 | 0 | 0 | 0 | 0 | 0 |
| Purchasing Prostitution | 0 | 0 | 0 | 0 | 0 | 0 | 0 |
| Sex Offenses (Except Forcible Rape and Prostitution) | 13 | 2 | 0 | 0 | 0 | 5 | 10 |
| Total Prostitution & Commercialized Vice Violations: | 14 | 3 | 0 | 0 | 0 | 5 | 12 |

2016 Washoe County Arrests - Juvenile
By Race and Ethnicity

| Drug Abuse Violations: | White | Black | American Indian or Alaskan Native | Asian | Native Hawaiian or Other Pacific Islander | Hispanic or Latino | Not Hispanic or Latino |
|---|--------------|--------------|--|--------------|--|-------------------------------|---------------------------------------|
| Sale/Manufacturing: | | | | | | | |
| Opium or Cocaine and Their Derivatives (Morphine, Heroin, Codeine) | 2 | 0 | 0 | 0 | 0 | 2 | 0 |
| Marijuana | 29 | 2 | 0 | 0 | 0 | 11 | 20 |
| Synthetic Narcotics - Manufactured Narcotics Which Can Cause TrueDrug Addiction Demerol, Methadones) | 2 | 0 | 0 | 0 | 0 | 2 | 0 |
| Other - Dangerous Nonnarcotic Drugs (Barbiturates, Benzadrine) | 1 | 0 | 0 | 0 | 0 | 1 | 0 |
| Possession: | | | | | | | |
| Opium or Cocaine and Their Derivatives (Morphine, Heroin, Codeine) | 0 | 0 | 0 | 0 | 0 | 0 | 0 |
| Marijuana | 164 | 15 | 7 | 1 | 6 | 84 | 109 |
| Synthetic Narcotics - Manufactured Narcotics Which Can Cause TrueDrug Addiction (Demerol, Methadones) | 12 | 2 | 0 | 1 | 0 | 3 | 12 |
| Other - Dangerous Nonnarcotic Drugs (Barbiturates, Benzadrine) | 2 | 0 | 0 | 0 | 0 | 2 | 0 |
| Total Drug Abuse Violations: | 212 | 19 | 7 | 2 | 6 | 105 | 141 |

| Gambling: | White | Black | American Indian or Alaskan Native | Asian | Native Hawaiian or Other Pacific Islander | Hispanic or Latino | Not Hispanic or Latino |
|-----------------------------------|--------------|--------------|--|--------------|--|-------------------------------|---------------------------------------|
| Bookmaking (Horse and Sport Book) | 0 | 0 | 0 | 0 | 0 | 0 | 0 |
| Numbers and Lottery | 0 | 0 | 0 | 0 | 0 | 0 | 0 |
| All Other Gambling | 0 | 0 | 0 | 0 | 0 | 0 | 0 |
| Total Gambling Violations: | 0 | 0 | 0 | 0 | 0 | 0 | 0 |

| Miscellaneous: | White | Black | American Indian or Alaskan Native | Asian | Native Hawaiian or Other Pacific Islander | Hispanic or Latino | Not Hispanic or Latino |
|--|--------------|--------------|--|--------------|--|-------------------------------|---------------------------------------|
| Offenses Against the Family and Children | 0 | 0 | 0 | 0 | 0 | 0 | 0 |
| Driving Under the Influence | 8 | 0 | 0 | 0 | 0 | 1 | 7 |
| Liquor Laws | 223 | 16 | 2 | 2 | 1 | 55 | 189 |
| Drunkenness | 0 | 0 | 0 | 0 | 0 | 0 | 0 |
| Disorderly Conduct | 56 | 14 | 0 | 0 | 0 | 21 | 49 |
| Vagrancy | 1 | 0 | 0 | 0 | 0 | 0 | 1 |
| All Other Offenses (Except Traffic) | 349 | 52 | 12 | 8 | 3 | 91 | 333 |
| Suspicion | 3 | 0 | 0 | 0 | 0 | 1 | 2 |
| Total Miscellaneous Violations: | 640 | 82 | 14 | 10 | 4 | 169 | 581 |

| Human Trafficking: | White | Black | American Indian or Alaskan Native | Asian | Native Hawaiian or Other Pacific Islander | Hispanic or Latino | Not Hispanic or Latino |
|--|--------------|--------------|--|--------------|--|-------------------------------|---------------------------------------|
| Human Trafficking/ Commercial Sex Acts | 0 | 0 | 0 | 0 | 0 | 0 | 0 |
| Human Trafficking/ Involuntary Servitude | 0 | 0 | 0 | 0 | 0 | 0 | 0 |
| Total Human Trafficking Violations: | 0 | 0 | 0 | 0 | 0 | 0 | 0 |

2016 Reno PD Arrests - Juvenile
By Race and Ethnicity

| Index Crimes: | White | Black | American Indian or Alaskan Native | Asian | Native Hawaiian or Other Pacific Islander | Hispanic or Latino | Not Hispanic or Latino |
|--|--------------|--------------|--|--------------|--|-------------------------------|---------------------------------------|
| Murder and Nonnegligent Manslaughter | 0 | 0 | 1 | 0 | 0 | 0 | 1 |
| Manslaughter by Negligence | 0 | 0 | 0 | 0 | 0 | 0 | 0 |
| Rape | 6 | 2 | 0 | 0 | 0 | 0 | 8 |
| Robbery | 5 | 3 | 0 | 0 | 0 | 0 | 8 |
| Aggravated Assault (Return A - 4a-d) | 88 | 13 | 1 | 1 | 0 | 9 | 94 |
| Burglary - Breaking or Entering | 18 | 3 | 1 | 0 | 0 | 1 | 21 |
| Larceny - Theft (Except Motor Vehicle Theft) | 123 | 12 | 4 | 8 | 1 | 10 | 138 |
| Motor Vehicle Theft | 20 | 1 | 0 | 1 | 0 | 6 | 16 |
| Arson | 0 | 0 | 0 | 0 | 0 | 0 | 0 |
| Total Index Crimes Violations: | 260 | 34 | 7 | 10 | 1 | 26 | 286 |

| Other Offenses: | White | Black | American Indian or Alaskan Native | Asian | Native Hawaiian or Other Pacific Islander | Hispanic or Latino | Not Hispanic or Latino |
|--|--------------|--------------|--|--------------|--|-------------------------------|---------------------------------------|
| Other Assaults (Return A - 4e) | 32 | 9 | 1 | 0 | 0 | 2 | 40 |
| Forgery and Counterfeiting | 1 | 0 | 0 | 0 | 0 | 0 | 1 |
| Fraud | 5 | 1 | 0 | 0 | 0 | 1 | 5 |
| Embezzlement | 1 | 0 | 0 | 0 | 0 | 0 | 1 |
| Stolen Property; Buying, Receiving, Possessing | 2 | 1 | 0 | 0 | 0 | 0 | 3 |
| Vandalism | 44 | 7 | 1 | 1 | 1 | 1 | 53 |
| Weapons; Carrying, Possessing, etc. | 4 | 3 | 0 | 1 | 0 | 1 | 7 |
| Total Other Offense Violations: | 89 | 21 | 2 | 2 | 1 | 5 | 110 |

| Prostitution and Commercialized Vice: | White | Black | American Indian or Alaskan Native | Asian | Native Hawaiian or Other Pacific Islander | Hispanic or Latino | Not Hispanic or Latino |
|---|--------------|--------------|--|--------------|--|-------------------------------|---------------------------------------|
| Prostitution | 1 | 1 | 0 | 0 | 0 | 0 | 2 |
| Assisting or Promoting Prostitution | 0 | 0 | 0 | 0 | 0 | 0 | 0 |
| Purchasing Prostitution | 0 | 0 | 0 | 0 | 0 | 0 | 0 |
| Sex Offenses (Except Forcible Rape and Prostitution) | 4 | 2 | 0 | 0 | 0 | 0 | 6 |
| Total Prostitution & Commercialized Vice Violations: | 5 | 3 | 0 | 0 | 0 | 0 | 8 |

2016 Reno PD Arrests - Juvenile
By Race and Ethnicity

| Drug Abuse Violations: | White | Black | American Indian or Alaskan Native | Asian | Native Hawaiian or Other Pacific Islander | Hispanic or Latino | Not Hispanic or Latino |
|---|--------------|--------------|--|--------------|--|-------------------------------|---------------------------------------|
| Sale/Manufacturing: | | | | | | | |
| Opium or Cocaine and Their Derivatives (Morphine, Heroin, Codeine) | 0 | 0 | 0 | 0 | 0 | 0 | 0 |
| Marijuana | 12 | 2 | 0 | 0 | 0 | 0 | 14 |
| Synthetic Narcotics - Manufactured Narcotics Which Can Cause TrueDrug Addiction Demerol, Methadones) | 0 | 0 | 0 | 0 | 0 | 0 | 0 |
| Other - Dangerous Nonnarcotic Drugs (Barbiturates, Benezdrine) | 0 | 0 | 0 | 0 | 0 | 0 | 0 |
| Possession: | | | | | | | |
| Opium or Cocaine and Their Derivatives (Morphine, Heroin, Codeine) | 0 | 0 | 0 | 0 | 0 | 0 | 0 |
| Marijuana | 11 | 3 | 0 | 0 | 0 | 2 | 12 |
| Synthetic Narcotics - Manufactured Narcotics Which Can Cause TrueDrug Addiction (Demerol, Methadones) | 2 | 0 | 0 | 0 | 0 | 0 | 2 |
| Other - Dangerous Nonnarcotic Drugs (Barbiturates, Benezdrine) | 0 | 0 | 0 | 0 | 0 | 0 | 0 |
| Total Drug Abuse Violations: | 25 | 5 | 0 | 0 | 0 | 2 | 28 |

| Gambling: | White | Black | American Indian or Alaskan Native | Asian | Native Hawaiian or Other Pacific Islander | Hispanic or Latino | Not Hispanic or Latino |
|-----------------------------------|--------------|--------------|--|--------------|--|-------------------------------|---------------------------------------|
| Bookmaking (Horse and Sport Book) | 0 | 0 | 0 | 0 | 0 | 0 | 0 |
| Numbers and Lottery | 0 | 0 | 0 | 0 | 0 | 0 | 0 |
| All Other Gambling | 0 | 0 | 0 | 0 | 0 | 0 | 0 |
| Total Gambling Violations: | 0 | 0 | 0 | 0 | 0 | 0 | 0 |

| Miscellaneous: | White | Black | American Indian or Alaskan Native | Asian | Native Hawaiian or Other Pacific Islander | Hispanic or Latino | Not Hispanic or Latino |
|--|--------------|--------------|--|--------------|--|-------------------------------|---------------------------------------|
| Offenses Against the Family and Children | 0 | 0 | 0 | 0 | 0 | 0 | 0 |
| Driving Under the Influence | 1 | 0 | 0 | 0 | 0 | 0 | 1 |
| Liquor Laws | 65 | 7 | 2 | 0 | 0 | 3 | 71 |
| Drunkenness | 0 | 0 | 0 | 0 | 0 | 0 | 0 |
| Disorderly Conduct | 5 | 0 | 0 | 0 | 0 | 2 | 3 |
| Vagrancy | 1 | 0 | 0 | 0 | 0 | 0 | 1 |
| All Other Offenses (Except Traffic) | 115 | 25 | 4 | 5 | 0 | 7 | 142 |
| Suspicion | 0 | 0 | 0 | 0 | 0 | 0 | 0 |
| Total Miscellaneous Violations: | 187 | 32 | 6 | 5 | 0 | 12 | 218 |

| Human Trafficking: | White | Black | American Indian or Alaskan Native | Asian | Native Hawaiian or Other Pacific Islander | Hispanic or Latino | Not Hispanic or Latino |
|--|--------------|--------------|--|--------------|--|-------------------------------|---------------------------------------|
| Human Trafficking/ Commercial Sex Acts | 0 | 0 | 0 | 0 | 0 | 0 | 0 |
| Human Trafficking/ Involuntary Servitude | 0 | 0 | 0 | 0 | 0 | 0 | 0 |
| Total Human Trafficking Violations: | 0 | 0 | 0 | 0 | 0 | 0 | 0 |

2016 Reno-Tahoe Airport Authority PD Arrests - Juvenile
By Race and Ethnicity

| Index Crimes: | White | Black | American Indian or Alaskan Native | Asian | Native Hawaiian or Other Pacific Islander | Hispanic or Latino | Not Hispanic or Latino |
|--|--------------|--------------|--|--------------|--|-------------------------------|---------------------------------------|
| Murder and Nonnegligent Manslaughter | 0 | 0 | 0 | 0 | 0 | 0 | 0 |
| Manslaughter by Negligence | 0 | 0 | 0 | 0 | 0 | 0 | 0 |
| Rape | 0 | 0 | 0 | 0 | 0 | 0 | 0 |
| Robbery | 0 | 0 | 0 | 0 | 0 | 0 | 0 |
| Aggravated Assault (Return A - 4a-d) | 0 | 0 | 0 | 0 | 0 | 0 | 0 |
| Burglary - Breaking or Entering | 0 | 0 | 0 | 0 | 0 | 0 | 0 |
| Larceny - Theft (Except Motor Vehicle Theft) | 0 | 0 | 0 | 0 | 0 | 0 | 0 |
| Motor Vehicle Theft | 0 | 0 | 0 | 0 | 0 | 0 | 0 |
| Arson | 0 | 0 | 0 | 0 | 0 | 0 | 0 |
| Total Index Crimes Violations: | 0 | 0 | 0 | 0 | 0 | 0 | 0 |

| Other Offenses: | White | Black | American Indian or Alaskan Native | Asian | Native Hawaiian or Other Pacific Islander | Hispanic or Latino | Not Hispanic or Latino |
|--|--------------|--------------|--|--------------|--|-------------------------------|---------------------------------------|
| Other Assaults (Return A - 4e) | 0 | 0 | 0 | 0 | 0 | 0 | 0 |
| Forgery and Counterfeiting | 0 | 0 | 0 | 0 | 0 | 0 | 0 |
| Fraud | 0 | 0 | 0 | 0 | 0 | 0 | 0 |
| Embezzlement | 0 | 0 | 0 | 0 | 0 | 0 | 0 |
| Stolen Property; Buying, Receiving, Possessing | 0 | 0 | 0 | 0 | 0 | 0 | 0 |
| Vandalism | 0 | 0 | 0 | 0 | 0 | 0 | 0 |
| Weapons; Carrying, Possessing, etc. | 0 | 0 | 0 | 0 | 0 | 0 | 0 |
| Total Other Offense Violations: | 0 | 0 | 0 | 0 | 0 | 0 | 0 |

| Prostitution and Commercialized Vice: | White | Black | American Indian or Alaskan Native | Asian | Native Hawaiian or Other Pacific Islander | Hispanic or Latino | Not Hispanic or Latino |
|---|--------------|--------------|--|--------------|--|-------------------------------|---------------------------------------|
| Prostitution | 0 | 0 | 0 | 0 | 0 | 0 | 0 |
| Assisting or Promoting Prostitution | 0 | 0 | 0 | 0 | 0 | 0 | 0 |
| Purchasing Prostitution | 0 | 0 | 0 | 0 | 0 | 0 | 0 |
| Sex Offenses (Except Forcible Rape and Prostitution) | 0 | 0 | 0 | 0 | 0 | 0 | 0 |
| Total Prostitution & Commercialized Vice Violations: | 0 | 0 | 0 | 0 | 0 | 0 | 0 |

2016 Reno-Tahoe Airport Authority PD Arrests - Juvenile
By Race and Ethnicity

| Drug Abuse Violations: | White | Black | American Indian or Alaskan Native | Asian | Native Hawaiian or Other Pacific Islander | Hispanic or Latino | Not Hispanic or Latino |
|---|--------------|--------------|--|--------------|--|-------------------------------|---------------------------------------|
| Sale/Manufacturing: | | | | | | | |
| Opium or Cocaine and Their Derivatives (Morphine, Heroin, Codeine) | 0 | 0 | 0 | 0 | 0 | 0 | 0 |
| Marijuana | 0 | 0 | 0 | 0 | 0 | 0 | 0 |
| Synthetic Narcotics - Manufactured Narcotics Which Can Cause TrueDrug Addiction Demerol, Methadones) | 0 | 0 | 0 | 0 | 0 | 0 | 0 |
| Other - Dangerous Nonnarcotic Drugs (Barbiturates, Benzedrine) | 0 | 0 | 0 | 0 | 0 | 0 | 0 |
| Possession: | | | | | | | |
| Opium or Cocaine and Their Derivatives (Morphine, Heroin, Codeine) | 0 | 0 | 0 | 0 | 0 | 0 | 0 |
| Marijuana | 0 | 0 | 0 | 0 | 0 | 0 | 0 |
| Synthetic Narcotics - Manufactured Narcotics Which Can Cause TrueDrug Addiction (Demerol, Methadones) | 0 | 0 | 0 | 0 | 0 | 0 | 0 |
| Other - Dangerous Nonnarcotic Drugs (Barbiturates, Benzedrine) | 0 | 0 | 0 | 0 | 0 | 0 | 0 |
| Total Drug Abuse Violations: | 0 | 0 | 0 | 0 | 0 | 0 | 0 |

| Gambling: | White | Black | American Indian or Alaskan Native | Asian | Native Hawaiian or Other Pacific Islander | Hispanic or Latino | Not Hispanic or Latino |
|-----------------------------------|--------------|--------------|--|--------------|--|-------------------------------|---------------------------------------|
| Bookmaking (Horse and Sport Book) | 0 | 0 | 0 | 0 | 0 | 0 | 0 |
| Numbers and Lottery | 0 | 0 | 0 | 0 | 0 | 0 | 0 |
| All Other Gambling | 0 | 0 | 0 | 0 | 0 | 0 | 0 |
| Total Gambling Violations: | 0 | 0 | 0 | 0 | 0 | 0 | 0 |

| Miscellaneous: | White | Black | American Indian or Alaskan Native | Asian | Native Hawaiian or Other Pacific Islander | Hispanic or Latino | Not Hispanic or Latino |
|--|--------------|--------------|--|--------------|--|-------------------------------|---------------------------------------|
| Offenses Against the Family and Children | 0 | 0 | 0 | 0 | 0 | 0 | 0 |
| Driving Under the Influence | 0 | 0 | 0 | 0 | 0 | 0 | 0 |
| Liquor Laws | 0 | 0 | 0 | 0 | 0 | 0 | 0 |
| Drunkenness | 0 | 0 | 0 | 0 | 0 | 0 | 0 |
| Disorderly Conduct | 0 | 0 | 0 | 0 | 0 | 0 | 0 |
| Vagrancy | 0 | 0 | 0 | 0 | 0 | 0 | 0 |
| All Other Offenses (Except Traffic) | 0 | 0 | 0 | 0 | 0 | 0 | 0 |
| Suspicion | 0 | 0 | 0 | 0 | 0 | 0 | 0 |
| Total Miscellaneous Violations: | 0 | 0 | 0 | 0 | 0 | 0 | 0 |

| Human Trafficking: | White | Black | American Indian or Alaskan Native | Asian | Native Hawaiian or Other Pacific Islander | Hispanic or Latino | Not Hispanic or Latino |
|--|--------------|--------------|--|--------------|--|-------------------------------|---------------------------------------|
| Human Trafficking/ Commercial Sex Acts | 0 | 0 | 0 | 0 | 0 | 0 | 0 |
| Human Trafficking/ Involuntary Servitude | 0 | 0 | 0 | 0 | 0 | 0 | 0 |
| Total Human Trafficking Violations: | 0 | 0 | 0 | 0 | 0 | 0 | 0 |

2016 Sparks PD Arrests - Juvenile
By Race and Ethnicity

| Index Crimes: | White | Black | American Indian or Alaskan Native | Asian | Native Hawaiian or Other Pacific Islander | Hispanic or Latino | Not Hispanic or Latino |
|--|--------------|--------------|--|--------------|--|-------------------------------|---------------------------------------|
| Murder and Nonnegligent Manslaughter | 0 | 0 | 0 | 0 | 0 | 0 | 0 |
| Manslaughter by Negligence | 0 | 0 | 0 | 0 | 0 | 0 | 0 |
| Rape | 3 | 0 | 0 | 0 | 0 | 0 | 3 |
| Robbery | 1 | 0 | 1 | 0 | 0 | 0 | 2 |
| Aggravated Assault (Return A - 4a-d) | 62 | 12 | 0 | 1 | 0 | 10 | 65 |
| Burglary - Breaking or Entering | 12 | 0 | 1 | 0 | 0 | 5 | 8 |
| Larceny - Theft (Except Motor Vehicle Theft) | 61 | 8 | 1 | 3 | 0 | 25 | 48 |
| Motor Vehicle Theft | 10 | 1 | 1 | 0 | 0 | 4 | 8 |
| Arson | 0 | 0 | 0 | 0 | 0 | 0 | 0 |
| Total Index Crimes Violations: | 149 | 21 | 4 | 4 | 0 | 44 | 134 |

| Other Offenses: | White | Black | American Indian or Alaskan Native | Asian | Native Hawaiian or Other Pacific Islander | Hispanic or Latino | Not Hispanic or Latino |
|--|--------------|--------------|--|--------------|--|-------------------------------|---------------------------------------|
| Other Assaults (Return A - 4e) | 13 | 5 | 0 | 0 | 0 | 1 | 17 |
| Forgery and Counterfeiting | 0 | 0 | 0 | 0 | 0 | 0 | 0 |
| Fraud | 1 | 0 | 0 | 0 | 0 | 0 | 1 |
| Embezzlement | 1 | 0 | 0 | 0 | 0 | 1 | 0 |
| Stolen Property; Buying, Receiving, Possessing | 1 | 1 | 0 | 0 | 0 | 1 | 1 |
| Vandalism | 12 | 1 | 0 | 1 | 0 | 6 | 8 |
| Weapons; Carrying, Possessing, etc. | 2 | 0 | 0 | 0 | 0 | 0 | 2 |
| Total Other Offense Violations: | 30 | 7 | 0 | 1 | 0 | 9 | 29 |

| Prostitution and Commercialized Vice: | White | Black | American Indian or Alaskan Native | Asian | Native Hawaiian or Other Pacific Islander | Hispanic or Latino | Not Hispanic or Latino |
|---|--------------|--------------|--|--------------|--|-------------------------------|---------------------------------------|
| Prostitution | 0 | 0 | 0 | 0 | 0 | 0 | 0 |
| Assisting or Promoting Prostitution | 0 | 0 | 0 | 0 | 0 | 0 | 0 |
| Purchasing Prostitution | 0 | 0 | 0 | 0 | 0 | 0 | 0 |
| Sex Offenses (Except Forcible Rape and Prostitution) | 1 | 0 | 0 | 0 | 0 | 1 | 0 |
| Total Prostitution & Commercialized Vice Violations: | 1 | 0 | 0 | 0 | 0 | 1 | 0 |

2016 Sparks PD Arrests - Juvenile
By Race and Ethnicity

| Drug Abuse Violations: | White | Black | American Indian or Alaskan Native | Asian | Native Hawaiian or Other Pacific Islander | Hispanic or Latino | Not Hispanic or Latino |
|---|--------------|--------------|--|--------------|--|-------------------------------|---------------------------------------|
| Sale/Manufacturing: | | | | | | | |
| Opium or Cocaine and Their Derivatives (Morphine, Heroin, Codeine) | 0 | 0 | 0 | 0 | 0 | 0 | 0 |
| Marijuana | 1 | 0 | 0 | 0 | 0 | 1 | 0 |
| Synthetic Narcotics - Manufactured Narcotics Which Can Cause TrueDrug Addiction Demerol, Methadones) | 1 | 0 | 0 | 0 | 0 | 1 | 0 |
| Other - Dangerous Nonnarcotic Drugs (Barbiturates, Benezdrine) | 0 | 0 | 0 | 0 | 0 | 0 | 0 |
| Possession: | | | | | | | |
| Opium or Cocaine and Their Derivatives (Morphine, Heroin, Codeine) | 0 | 0 | 0 | 0 | 0 | 0 | 0 |
| Marijuana | 5 | 1 | 0 | 0 | 0 | 3 | 3 |
| Synthetic Narcotics - Manufactured Narcotics Which Can Cause TrueDrug Addiction (Demerol, Methadones) | 1 | 0 | 0 | 1 | 0 | 0 | 2 |
| Other - Dangerous Nonnarcotic Drugs (Barbiturates, Benezdrine) | 0 | 0 | 0 | 0 | 0 | 0 | 0 |
| Total Drug Abuse Violations: | 8 | 1 | 0 | 1 | 0 | 5 | 5 |

| Gambling: | White | Black | American Indian or Alaskan Native | Asian | Native Hawaiian or Other Pacific Islander | Hispanic or Latino | Not Hispanic or Latino |
|-----------------------------------|--------------|--------------|--|--------------|--|-------------------------------|---------------------------------------|
| Bookmaking (Horse and Sport Book) | 0 | 0 | 0 | 0 | 0 | 0 | 0 |
| Numbers and Lottery | 0 | 0 | 0 | 0 | 0 | 0 | 0 |
| All Other Gambling | 0 | 0 | 0 | 0 | 0 | 0 | 0 |
| Total Gambling Violations: | 0 | 0 | 0 | 0 | 0 | 0 | 0 |

| Miscellaneous: | White | Black | American Indian or Alaskan Native | Asian | Native Hawaiian or Other Pacific Islander | Hispanic or Latino | Not Hispanic or Latino |
|--|--------------|--------------|--|--------------|--|-------------------------------|---------------------------------------|
| Offenses Against the Family and Children | 0 | 0 | 0 | 0 | 0 | 0 | 0 |
| Driving Under the Influence | 0 | 0 | 0 | 0 | 0 | 0 | 0 |
| Liquor Laws | 22 | 3 | 0 | 0 | 0 | 8 | 17 |
| Drunkenness | 0 | 0 | 0 | 0 | 0 | 0 | 0 |
| Disorderly Conduct | 1 | 1 | 0 | 0 | 0 | 1 | 1 |
| Vagrancy | 0 | 0 | 0 | 0 | 0 | 0 | 0 |
| All Other Offenses (Except Traffic) | 88 | 11 | 1 | 3 | 0 | 29 | 74 |
| Suspicion | 3 | 0 | 0 | 0 | 0 | 1 | 2 |
| Total Miscellaneous Violations: | 114 | 15 | 1 | 3 | 0 | 39 | 94 |

| Human Trafficking: | White | Black | American Indian or Alaskan Native | Asian | Native Hawaiian or Other Pacific Islander | Hispanic or Latino | Not Hispanic or Latino |
|--|--------------|--------------|--|--------------|--|-------------------------------|---------------------------------------|
| Human Trafficking/ Commercial Sex Acts | 0 | 0 | 0 | 0 | 0 | 0 | 0 |
| Human Trafficking/ Involuntary Servitude | 0 | 0 | 0 | 0 | 0 | 0 | 0 |
| Total Human Trafficking Violations: | 0 | 0 | 0 | 0 | 0 | 0 | 0 |

2016 UNR PD Arrests - Juvenile
By Race and Ethnicity

| Index Crimes: | White | Black | American Indian or Alaskan Native | Asian | Native Hawaiian or Other Pacific Islander | Hispanic or Latino | Not Hispanic or Latino |
|--|--------------|--------------|--|--------------|--|-------------------------------|---------------------------------------|
| Murder and Nonnegligent Manslaughter | 0 | 0 | 0 | 0 | 0 | 0 | 0 |
| Manslaughter by Negligence | 0 | 0 | 0 | 0 | 0 | 0 | 0 |
| Rape | 0 | 0 | 0 | 0 | 0 | 0 | 0 |
| Robbery | 0 | 0 | 0 | 0 | 0 | 0 | 0 |
| Aggravated Assault (Return A - 4a-d) | 0 | 0 | 0 | 0 | 0 | 0 | 0 |
| Burglary - Breaking or Entering | 0 | 0 | 0 | 0 | 0 | 0 | 0 |
| Larceny - Theft (Except Motor Vehicle Theft) | 0 | 0 | 0 | 0 | 0 | 0 | 0 |
| Motor Vehicle Theft | 0 | 0 | 0 | 0 | 0 | 0 | 0 |
| Arson | 0 | 0 | 0 | 0 | 0 | 0 | 0 |
| Total Index Crimes Violations: | 0 | 0 | 0 | 0 | 0 | 0 | 0 |

| Other Offenses: | White | Black | American Indian or Alaskan Native | Asian | Native Hawaiian or Other Pacific Islander | Hispanic or Latino | Not Hispanic or Latino |
|--|--------------|--------------|--|--------------|--|-------------------------------|---------------------------------------|
| Other Assaults (Return A - 4e) | 0 | 0 | 0 | 0 | 0 | 0 | 0 |
| Forgery and Counterfeiting | 0 | 0 | 0 | 0 | 0 | 0 | 0 |
| Fraud | 0 | 0 | 0 | 0 | 0 | 0 | 0 |
| Embezzlement | 0 | 0 | 0 | 0 | 0 | 0 | 0 |
| Stolen Property; Buying, Receiving, Possessing | 0 | 0 | 0 | 0 | 0 | 0 | 0 |
| Vandalism | 0 | 0 | 0 | 0 | 0 | 0 | 0 |
| Weapons; Carrying, Possessing, etc. | 0 | 0 | 0 | 0 | 0 | 0 | 0 |
| Total Other Offense Violations: | 0 | 0 | 0 | 0 | 0 | 0 | 0 |

| Prostitution and Commercialized Vice: | White | Black | American Indian or Alaskan Native | Asian | Native Hawaiian or Other Pacific Islander | Hispanic or Latino | Not Hispanic or Latino |
|---|--------------|--------------|--|--------------|--|-------------------------------|---------------------------------------|
| Prostitution | 0 | 0 | 0 | 0 | 0 | 0 | 0 |
| Assisting or Promoting Prostitution | 0 | 0 | 0 | 0 | 0 | 0 | 0 |
| Purchasing Prostitution | 0 | 0 | 0 | 0 | 0 | 0 | 0 |
| Sex Offenses (Except Forcible Rape and Prostitution) | 0 | 0 | 0 | 0 | 0 | 0 | 0 |
| Total Prostitution & Commercialized Vice Violations: | 0 | 0 | 0 | 0 | 0 | 0 | 0 |

2016 UNR PD Arrests - Juvenile
By Race and Ethnicity

| Drug Abuse Violations: | White | Black | American Indian or Alaskan Native | Asian | Native Hawaiian or Other Pacific Islander | Hispanic or Latino | Not Hispanic or Latino |
|---|--------------|--------------|--|--------------|--|-------------------------------|---------------------------------------|
| Sale/Manufacturing: | | | | | | | |
| Opium or Cocaine and Their Derivatives (Morphine, Heroin, Codeine) | 0 | 0 | 0 | 0 | 0 | 0 | 0 |
| Marijuana | 0 | 0 | 0 | 0 | 0 | 0 | 0 |
| Synthetic Narcotics - Manufactured Narcotics Which Can Cause TrueDrug Addiction Demerol, Methadones) | 0 | 0 | 0 | 0 | 0 | 0 | 0 |
| Other - Dangerous Nonnarcotic Drugs (Barbiturates, Benzedrine) | 0 | 0 | 0 | 0 | 0 | 0 | 0 |
| Possession: | | | | | | | |
| Opium or Cocaine and Their Derivatives (Morphine, Heroin, Codeine) | 0 | 0 | 0 | 0 | 0 | 0 | 0 |
| Marijuana | 0 | 0 | 0 | 0 | 0 | 0 | 0 |
| Synthetic Narcotics - Manufactured Narcotics Which Can Cause TrueDrug Addiction (Demerol, Methadones) | 0 | 0 | 0 | 0 | 0 | 0 | 0 |
| Other - Dangerous Nonnarcotic Drugs (Barbiturates, Benzedrine) | 0 | 0 | 0 | 0 | 0 | 0 | 0 |
| Total Drug Abuse Violations: | 0 | 0 | 0 | 0 | 0 | 0 | 0 |

| Gambling: | White | Black | American Indian or Alaskan Native | Asian | Native Hawaiian or Other Pacific Islander | Hispanic or Latino | Not Hispanic or Latino |
|-----------------------------------|--------------|--------------|--|--------------|--|-------------------------------|---------------------------------------|
| Bookmaking (Horse and Sport Book) | 0 | 0 | 0 | 0 | 0 | 0 | 0 |
| Numbers and Lottery | 0 | 0 | 0 | 0 | 0 | 0 | 0 |
| All Other Gambling | 0 | 0 | 0 | 0 | 0 | 0 | 0 |
| Total Gambling Violations: | 0 | 0 | 0 | 0 | 0 | 0 | 0 |

| Miscellaneous: | White | Black | American Indian or Alaskan Native | Asian | Native Hawaiian or Other Pacific Islander | Hispanic or Latino | Not Hispanic or Latino |
|--|--------------|--------------|--|--------------|--|-------------------------------|---------------------------------------|
| Offenses Against the Family and Children | 0 | 0 | 0 | 0 | 0 | 0 | 0 |
| Driving Under the Influence | 0 | 0 | 0 | 0 | 0 | 0 | 0 |
| Liquor Laws | 1 | 0 | 0 | 0 | 0 | 0 | 1 |
| Drunkenness | 0 | 0 | 0 | 0 | 0 | 0 | 0 |
| Disorderly Conduct | 0 | 0 | 0 | 0 | 0 | 0 | 0 |
| Vagrancy | 0 | 0 | 0 | 0 | 0 | 0 | 0 |
| All Other Offenses (Except Traffic) | 0 | 0 | 0 | 0 | 0 | 0 | 0 |
| Suspicion | 0 | 0 | 0 | 0 | 0 | 0 | 0 |
| Total Miscellaneous Violations: | 1 | 0 | 0 | 0 | 0 | 0 | 1 |

| Human Trafficking: | White | Black | American Indian or Alaskan Native | Asian | Native Hawaiian or Other Pacific Islander | Hispanic or Latino | Not Hispanic or Latino |
|--|--------------|--------------|--|--------------|--|-------------------------------|---------------------------------------|
| Human Trafficking/ Commercial Sex Acts | 0 | 0 | 0 | 0 | 0 | 0 | 0 |
| Human Trafficking/ Involuntary Servitude | 0 | 0 | 0 | 0 | 0 | 0 | 0 |
| Total Human Trafficking Violations: | 0 | 0 | 0 | 0 | 0 | 0 | 0 |

2016 Washoe County School District PD Arrests - Juvenile
By Race and Ethnicity

| Index Crimes: | White | Black | American Indian or Alaskan Native | Asian | Native Hawaiian or Other Pacific Islander | Hispanic or Latino | Not Hispanic or Latino |
|--|--------------|--------------|--|--------------|--|-------------------------------|---------------------------------------|
| Murder and Nonnegligent Manslaughter | 0 | 0 | 0 | 0 | 0 | 0 | 0 |
| Manslaughter by Negligence | 0 | 0 | 0 | 0 | 0 | 0 | 0 |
| Rape | 0 | 0 | 0 | 0 | 0 | 0 | 0 |
| Robbery | 2 | 0 | 0 | 0 | 0 | 2 | 0 |
| Aggravated Assault (Return A - 4a-d) | 13 | 1 | 0 | 0 | 0 | 6 | 8 |
| Burglary - Breaking or Entering | 5 | 0 | 0 | 0 | 0 | 4 | 1 |
| Larceny - Theft (Except Motor Vehicle Theft) | 18 | 3 | 0 | 0 | 0 | 12 | 9 |
| Motor Vehicle Theft | 0 | 0 | 0 | 0 | 0 | 0 | 0 |
| Arson | 4 | 0 | 0 | 0 | 0 | 2 | 2 |
| Total Index Crimes Violations: | 42 | 4 | 0 | 0 | 0 | 26 | 20 |

| Other Offenses: | White | Black | American Indian or Alaskan Native | Asian | Native Hawaiian or Other Pacific Islander | Hispanic or Latino | Not Hispanic or Latino |
|--|--------------|--------------|--|--------------|--|-------------------------------|---------------------------------------|
| Other Assaults (Return A - 4e) | 146 | 32 | 2 | 2 | 0 | 77 | 105 |
| Forgery and Counterfeiting | 0 | 0 | 0 | 0 | 0 | 0 | 0 |
| Fraud | 0 | 0 | 0 | 0 | 1 | 0 | 1 |
| Embezzlement | 0 | 0 | 0 | 0 | 0 | 0 | 0 |
| Stolen Property; Buying, Receiving, Possessing | 4 | 4 | 0 | 0 | 0 | 2 | 6 |
| Vandalism | 23 | 1 | 0 | 0 | 0 | 14 | 10 |
| Weapons; Carrying, Possessing, etc. | 31 | 1 | 0 | 1 | 1 | 18 | 16 |
| Total Other Offense Violations: | 204 | 38 | 2 | 3 | 2 | 111 | 138 |

| Prostitution and Commercialized Vice: | White | Black | American Indian or Alaskan Native | Asian | Native Hawaiian or Other Pacific Islander | Hispanic or Latino | Not Hispanic or Latino |
|---|--------------|--------------|--|--------------|--|-------------------------------|---------------------------------------|
| Prostitution | 0 | 0 | 0 | 0 | 0 | 0 | 0 |
| Assisting or Promoting Prostitution | 0 | 0 | 0 | 0 | 0 | 0 | 0 |
| Purchasing Prostitution | 0 | 0 | 0 | 0 | 0 | 0 | 0 |
| Sex Offenses (Except Forcible Rape and Prostitution) | 4 | 0 | 0 | 0 | 0 | 4 | 0 |
| Total Prostitution & Commercialized Vice Violations: | 4 | 0 | 0 | 0 | 0 | 4 | 0 |

2016 Washoe County School District PD Arrests - Juvenile
By Race and Ethnicity

| Drug Abuse Violations: | White | Black | American Indian or Alaskan Native | Asian | Native Hawaiian or Other Pacific Islander | Hispanic or Latino | Not Hispanic or Latino |
|---|--------------|--------------|--|--------------|--|-------------------------------|---------------------------------------|
| Sale/Manufacturing: | | | | | | | |
| Opium or Cocaine and Their Derivatives (Morphine, Heroin, Codeine) | 2 | 0 | 0 | 0 | 0 | 2 | 0 |
| Marijuana | 13 | 0 | 0 | 0 | 0 | 10 | 3 |
| Synthetic Narcotics - Manufactured Narcotics Which Can Cause TrueDrug Addiction Demerol, Methadones) | 1 | 0 | 0 | 0 | 0 | 1 | 0 |
| Other - Dangerous Nonnarcotic Drugs (Barbiturates, Benezdrine) | 1 | 0 | 0 | 0 | 0 | 1 | 0 |
| Possession: | | | | | | | |
| Opium or Cocaine and Their Derivatives (Morphine, Heroin, Codeine) | 0 | 0 | 0 | 0 | 0 | 0 | 0 |
| Marijuana | 138 | 9 | 6 | 1 | 6 | 78 | 82 |
| Synthetic Narcotics - Manufactured Narcotics Which Can Cause TrueDrug Addiction (Demerol, Methadones) | 9 | 2 | 0 | 0 | 0 | 3 | 8 |
| Other - Dangerous Nonnarcotic Drugs (Barbiturates, Benezdrine) | 2 | 0 | 0 | 0 | 0 | 2 | 0 |
| Total Drug Abuse Violations: | 166 | 11 | 6 | 1 | 6 | 97 | 93 |

| Gambling: | White | Black | American Indian or Alaskan Native | Asian | Native Hawaiian or Other Pacific Islander | Hispanic or Latino | Not Hispanic or Latino |
|-----------------------------------|--------------|--------------|--|--------------|--|-------------------------------|---------------------------------------|
| Bookmaking (Horse and Sport Book) | 0 | 0 | 0 | 0 | 0 | 0 | 0 |
| Numbers and Lottery | 0 | 0 | 0 | 0 | 0 | 0 | 0 |
| All Other Gambling | 0 | 0 | 0 | 0 | 0 | 0 | 0 |
| Total Gambling Violations: | 0 | 0 | 0 | 0 | 0 | 0 | 0 |

| Miscellaneous: | White | Black | American Indian or Alaskan Native | Asian | Native Hawaiian or Other Pacific Islander | Hispanic or Latino | Not Hispanic or Latino |
|--|--------------|--------------|--|--------------|--|-------------------------------|---------------------------------------|
| Offenses Against the Family and Children | 0 | 0 | 0 | 0 | 0 | 0 | 0 |
| Driving Under the Influence | 0 | 0 | 0 | 0 | 0 | 0 | 0 |
| Liquor Laws | 105 | 5 | 0 | 2 | 1 | 41 | 72 |
| Drunkenness | 0 | 0 | 0 | 0 | 0 | 0 | 0 |
| Disorderly Conduct | 49 | 13 | 0 | 0 | 0 | 18 | 44 |
| Vagrancy | 0 | 0 | 0 | 0 | 0 | 0 | 0 |
| All Other Offenses (Except Traffic) | 76 | 10 | 5 | 0 | 3 | 44 | 50 |
| Suspicion | 0 | 0 | 0 | 0 | 0 | 0 | 0 |
| Total Miscellaneous Violations: | 230 | 28 | 5 | 2 | 4 | 103 | 166 |

| Human Trafficking: | White | Black | American Indian or Alaskan Native | Asian | Native Hawaiian or Other Pacific Islander | Hispanic or Latino | Not Hispanic or Latino |
|--|--------------|--------------|--|--------------|--|-------------------------------|---------------------------------------|
| Human Trafficking/ Commercial Sex Acts | 0 | 0 | 0 | 0 | 0 | 0 | 0 |
| Human Trafficking/ Involuntary Servitude | 0 | 0 | 0 | 0 | 0 | 0 | 0 |
| Total Human Trafficking Violations: | 0 | 0 | 0 | 0 | 0 | 0 | 0 |

2016 Washoe County SO Arrests - Juvenile
By Race and Ethnicity

| Index Crimes: | White | Black | American Indian or Alaskan Native | Asian | Native Hawaiian or Other Pacific Islander | Hispanic or Latino | Not Hispanic or Latino |
|--|--------------|--------------|--|--------------|--|-------------------------------|---------------------------------------|
| Murder and Nonnegligent Manslaughter | 0 | 0 | 0 | 0 | 0 | 0 | 0 |
| Manslaughter by Negligence | 0 | 0 | 0 | 0 | 0 | 0 | 0 |
| Rape | 2 | 0 | 0 | 0 | 0 | 0 | 2 |
| Robbery | 4 | 0 | 0 | 0 | 0 | 0 | 4 |
| Aggravated Assault (Return A - 4a-d) | 23 | 1 | 1 | 0 | 0 | 2 | 23 |
| Burglary - Breaking or Entering | 14 | 1 | 0 | 0 | 0 | 1 | 14 |
| Larceny - Theft (Except Motor Vehicle Theft) | 14 | 0 | 0 | 0 | 0 | 1 | 13 |
| Motor Vehicle Theft | 7 | 0 | 0 | 0 | 0 | 2 | 5 |
| Arson | 1 | 0 | 0 | 0 | 0 | 0 | 1 |
| Total Index Crimes Violations: | 65 | 2 | 1 | 0 | 0 | 6 | 62 |

| Other Offenses: | White | Black | American Indian or Alaskan Native | Asian | Native Hawaiian or Other Pacific Islander | Hispanic or Latino | Not Hispanic or Latino |
|--|--------------|--------------|--|--------------|--|-------------------------------|---------------------------------------|
| Other Assaults (Return A - 4e) | 11 | 1 | 0 | 0 | 0 | 1 | 11 |
| Forgery and Counterfeiting | 0 | 0 | 0 | 0 | 0 | 0 | 0 |
| Fraud | 4 | 1 | 0 | 0 | 0 | 0 | 5 |
| Embezzlement | 0 | 0 | 0 | 0 | 0 | 0 | 0 |
| Stolen Property; Buying, Receiving, Possessing | 3 | 0 | 0 | 0 | 0 | 0 | 3 |
| Vandalism | 8 | 0 | 0 | 0 | 0 | 0 | 8 |
| Weapons; Carrying, Possessing, etc. | 1 | 0 | 0 | 0 | 0 | 0 | 1 |
| Total Other Offense Violations: | 27 | 2 | 0 | 0 | 0 | 1 | 28 |

| Prostitution and Commercialized Vice: | White | Black | American Indian or Alaskan Native | Asian | Native Hawaiian or Other Pacific Islander | Hispanic or Latino | Not Hispanic or Latino |
|---|--------------|--------------|--|--------------|--|-------------------------------|---------------------------------------|
| Prostitution | 0 | 0 | 0 | 0 | 0 | 0 | 0 |
| Assisting or Promoting Prostitution | 0 | 0 | 0 | 0 | 0 | 0 | 0 |
| Purchasing Prostitution | 0 | 0 | 0 | 0 | 0 | 0 | 0 |
| Sex Offenses (Except Forcible Rape and Prostitution) | 4 | 0 | 0 | 0 | 0 | 0 | 4 |
| Total Prostitution & Commercialized Vice Violations: | 4 | 0 | 0 | 0 | 0 | 0 | 4 |

2016 Washoe County SO Arrests - Juvenile
By Race and Ethnicity

| Drug Abuse Violations: | White | Black | American Indian or Alaskan Native | Asian | Native Hawaiian or Other Pacific Islander | Hispanic or Latino | Not Hispanic or Latino |
|---|--------------|--------------|--|--------------|--|-------------------------------|---------------------------------------|
| Sale/Manufacturing: | | | | | | | |
| Opium or Cocaine and Their Derivatives (Morphine, Heroin, Codeine) | 0 | 0 | 0 | 0 | 0 | 0 | 0 |
| Marijuana | 3 | 0 | 0 | 0 | 0 | 0 | 3 |
| Synthetic Narcotics - Manufactured Narcotics Which Can Cause TrueDrug Addiction Demerol, Methadones) | 0 | 0 | 0 | 0 | 0 | 0 | 0 |
| Other - Dangerous Nonnarcotic Drugs (Barbiturates, Benzedrine) | 0 | 0 | 0 | 0 | 0 | 0 | 0 |
| Possession: | | | | | | | |
| Opium or Cocaine and Their Derivatives (Morphine, Heroin, Codeine) | 0 | 0 | 0 | 0 | 0 | 0 | 0 |
| Marijuana | 10 | 2 | 1 | 0 | 0 | 1 | 12 |
| Synthetic Narcotics - Manufactured Narcotics Which Can Cause TrueDrug Addiction (Demerol, Methadones) | 0 | 0 | 0 | 0 | 0 | 0 | 0 |
| Other - Dangerous Nonnarcotic Drugs (Barbiturates, Benzedrine) | 0 | 0 | 0 | 0 | 0 | 0 | 0 |
| Total Drug Abuse Violations: | 13 | 2 | 1 | 0 | 0 | 1 | 15 |

| Gambling: | White | Black | American Indian or Alaskan Native | Asian | Native Hawaiian or Other Pacific Islander | Hispanic or Latino | Not Hispanic or Latino |
|-----------------------------------|--------------|--------------|--|--------------|--|-------------------------------|---------------------------------------|
| Bookmaking (Horse and Sport Book) | 0 | 0 | 0 | 0 | 0 | 0 | 0 |
| Numbers and Lottery | 0 | 0 | 0 | 0 | 0 | 0 | 0 |
| All Other Gambling | 0 | 0 | 0 | 0 | 0 | 0 | 0 |
| Total Gambling Violations: | 0 | 0 | 0 | 0 | 0 | 0 | 0 |

| Miscellaneous: | White | Black | American Indian or Alaskan Native | Asian | Native Hawaiian or Other Pacific Islander | Hispanic or Latino | Not Hispanic or Latino |
|--|--------------|--------------|--|--------------|--|-------------------------------|---------------------------------------|
| Offenses Against the Family and Children | 0 | 0 | 0 | 0 | 0 | 0 | 0 |
| Driving Under the Influence | 7 | 0 | 0 | 0 | 0 | 1 | 6 |
| Liquor Laws | 30 | 1 | 0 | 0 | 0 | 3 | 28 |
| Drunkenness | 0 | 0 | 0 | 0 | 0 | 0 | 0 |
| Disorderly Conduct | 1 | 0 | 0 | 0 | 0 | 0 | 1 |
| Vagrancy | 0 | 0 | 0 | 0 | 0 | 0 | 0 |
| All Other Offenses (Except Traffic) | 70 | 6 | 2 | 0 | 0 | 11 | 67 |
| Suspicion | 0 | 0 | 0 | 0 | 0 | 0 | 0 |
| Total Miscellaneous Violations: | 108 | 7 | 2 | 0 | 0 | 15 | 102 |

| Human Trafficking: | White | Black | American Indian or Alaskan Native | Asian | Native Hawaiian or Other Pacific Islander | Hispanic or Latino | Not Hispanic or Latino |
|--|--------------|--------------|--|--------------|--|-------------------------------|---------------------------------------|
| Human Trafficking/ Commercial Sex Acts | 0 | 0 | 0 | 0 | 0 | 0 | 0 |
| Human Trafficking/ Involuntary Servitude | 0 | 0 | 0 | 0 | 0 | 0 | 0 |
| Total Human Trafficking Violations: | 0 | 0 | 0 | 0 | 0 | 0 | 0 |

2016 White Pine County Arrests - Juvenile
By Race and Ethnicity

| Index Crimes: | White | Black | American Indian or Alaskan Native | Asian | Native Hawaiian or Other Pacific Islander | Hispanic or Latino | Not Hispanic or Latino |
|--|--------------|--------------|--|--------------|--|-------------------------------|---------------------------------------|
| Murder and Nonnegligent Manslaughter | 0 | 0 | 0 | 0 | 0 | 0 | 0 |
| Manslaughter by Negligence | 0 | 0 | 0 | 0 | 0 | 0 | 0 |
| Rape | 0 | 0 | 0 | 0 | 0 | 0 | 0 |
| Robbery | 0 | 0 | 0 | 0 | 0 | 0 | 0 |
| Aggravated Assault (Return A - 4a-d) | 0 | 0 | 0 | 0 | 0 | 0 | 0 |
| Burglary - Breaking or Entering | 2 | 0 | 1 | 0 | 0 | 0 | 3 |
| Larceny - Theft (Except Motor Vehicle Theft) | 2 | 0 | 0 | 0 | 0 | 0 | 2 |
| Motor Vehicle Theft | 1 | 0 | 0 | 0 | 0 | 0 | 1 |
| Arson | 0 | 0 | 0 | 0 | 0 | 0 | 0 |
| Total Index Crimes Violations: | 5 | 0 | 1 | 0 | 0 | 0 | 6 |

| Other Offenses: | White | Black | American Indian or Alaskan Native | Asian | Native Hawaiian or Other Pacific Islander | Hispanic or Latino | Not Hispanic or Latino |
|--|--------------|--------------|--|--------------|--|-------------------------------|---------------------------------------|
| Other Assaults (Return A - 4e) | 1 | 0 | 0 | 0 | 0 | 0 | 1 |
| Forgery and Counterfeiting | 0 | 0 | 0 | 0 | 0 | 0 | 0 |
| Fraud | 0 | 0 | 0 | 0 | 0 | 0 | 0 |
| Embezzlement | 0 | 0 | 0 | 0 | 0 | 0 | 0 |
| Stolen Property; Buying, Receiving, Possessing | 0 | 0 | 0 | 0 | 0 | 0 | 0 |
| Vandalism | 0 | 0 | 0 | 0 | 0 | 0 | 0 |
| Weapons; Carrying, Possessing, etc. | 0 | 0 | 0 | 0 | 0 | 0 | 0 |
| Total Other Offense Violations: | 1 | 0 | 0 | 0 | 0 | 0 | 1 |

| Prostitution and Commercialized Vice: | White | Black | American Indian or Alaskan Native | Asian | Native Hawaiian or Other Pacific Islander | Hispanic or Latino | Not Hispanic or Latino |
|---|--------------|--------------|--|--------------|--|-------------------------------|---------------------------------------|
| Prostitution | 0 | 0 | 0 | 0 | 0 | 0 | 0 |
| Assisting or Promoting Prostitution | 0 | 0 | 0 | 0 | 0 | 0 | 0 |
| Purchasing Prostitution | 0 | 0 | 0 | 0 | 0 | 0 | 0 |
| Sex Offenses (Except Forcible Rape and Prostitution) | 0 | 0 | 0 | 0 | 0 | 0 | 0 |
| Total Prostitution & Commercialized Vice Violations: | 0 | 0 | 0 | 0 | 0 | 0 | 0 |

2016 White Pine County Arrests - Juvenile
By Race and Ethnicity

| Drug Abuse Violations: | White | Black | American Indian or Alaskan Native | Asian | Native Hawaiian or Other Pacific Islander | Hispanic or Latino | Not Hispanic or Latino |
|---|--------------|--------------|--|--------------|--|-------------------------------|---------------------------------------|
| Sale/Manufacturing: | | | | | | | |
| Opium or Cocaine and Their Derivatives (Morphine, Heroin, Codeine) | 0 | 0 | 0 | 0 | 0 | 0 | 0 |
| Marijuana | 0 | 0 | 0 | 0 | 0 | 0 | 0 |
| Synthetic Narcotics - Manufactured Narcotics Which Can Cause TrueDrug Addiction Demerol, Methadones) | 0 | 0 | 0 | 0 | 0 | 0 | 0 |
| Other - Dangerous Nonnarcotic Drugs (Barbiturates, Benzedrine) | 0 | 0 | 0 | 0 | 0 | 0 | 0 |
| Possession: | | | | | | | |
| Opium or Cocaine and Their Derivatives (Morphine, Heroin, Codeine) | 0 | 0 | 0 | 0 | 0 | 0 | 0 |
| Marijuana | 0 | 0 | 0 | 0 | 0 | 0 | 0 |
| Synthetic Narcotics - Manufactured Narcotics Which Can Cause TrueDrug Addiction (Demerol, Methadones) | 0 | 0 | 0 | 0 | 0 | 0 | 0 |
| Other - Dangerous Nonnarcotic Drugs (Barbiturates, Benzedrine) | 0 | 0 | 0 | 0 | 0 | 0 | 0 |
| Total Drug Abuse Violations: | 0 | 0 | 0 | 0 | 0 | 0 | 0 |

| Gambling: | White | Black | American Indian or Alaskan Native | Asian | Native Hawaiian or Other Pacific Islander | Hispanic or Latino | Not Hispanic or Latino |
|-----------------------------------|--------------|--------------|--|--------------|--|-------------------------------|---------------------------------------|
| Bookmaking (Horse and Sport Book) | 0 | 0 | 0 | 0 | 0 | 0 | 0 |
| Numbers and Lottery | 0 | 0 | 0 | 0 | 0 | 0 | 0 |
| All Other Gambling | 0 | 0 | 0 | 0 | 0 | 0 | 0 |
| Total Gambling Violations: | 0 | 0 | 0 | 0 | 0 | 0 | 0 |

| Miscellaneous: | White | Black | American Indian or Alaskan Native | Asian | Native Hawaiian or Other Pacific Islander | Hispanic or Latino | Not Hispanic or Latino |
|--|--------------|--------------|--|--------------|--|-------------------------------|---------------------------------------|
| Offenses Against the Family and Children | 1 | 0 | 0 | 0 | 0 | 0 | 1 |
| Driving Under the Influence | 0 | 0 | 0 | 0 | 0 | 0 | 0 |
| Liquor Laws | 1 | 0 | 0 | 0 | 0 | 0 | 1 |
| Drunkenness | 2 | 0 | 0 | 0 | 0 | 0 | 2 |
| Disorderly Conduct | 0 | 0 | 0 | 0 | 0 | 0 | 0 |
| Vagrancy | 0 | 0 | 0 | 0 | 0 | 0 | 0 |
| All Other Offenses (Except Traffic) | 8 | 0 | 3 | 0 | 0 | 0 | 11 |
| Suspicion | 0 | 0 | 0 | 0 | 0 | 0 | 0 |
| Total Miscellaneous Violations: | 12 | 0 | 3 | 0 | 0 | 0 | 15 |

| Human Trafficking: | White | Black | American Indian or Alaskan Native | Asian | Native Hawaiian or Other Pacific Islander | Hispanic or Latino | Not Hispanic or Latino |
|--|--------------|--------------|--|--------------|--|-------------------------------|---------------------------------------|
| Human Trafficking/ Commercial Sex Acts | 0 | 0 | 0 | 0 | 0 | 0 | 0 |
| Human Trafficking/ Involuntary Servitude | 0 | 0 | 0 | 0 | 0 | 0 | 0 |
| Total Human Trafficking Violations: | 0 | 0 | 0 | 0 | 0 | 0 | 0 |

2016 Statewide Agencies Total Arrests - Juvenile
By Race and Ethnicity

| Index Crimes: | White | Black | American Indian or Alaskan Native | Asian | Native Hawaiian or Other Pacific Islander | Hispanic or Latino | Not Hispanic or Latino |
|--|--------------|--------------|--|--------------|--|-------------------------------|---------------------------------------|
| Murder and Nonnegligent Manslaughter | 0 | 0 | 0 | 0 | 0 | 0 | 0 |
| Manslaughter by Negligence | 0 | 0 | 0 | 0 | 0 | 0 | 0 |
| Rape | 0 | 0 | 0 | 0 | 0 | 0 | 0 |
| Robbery | 0 | 0 | 0 | 0 | 0 | 0 | 0 |
| Aggravated Assault (Return A - 4a-d) | 0 | 0 | 0 | 0 | 0 | 0 | 0 |
| Burglary - Breaking or Entering | 0 | 0 | 0 | 0 | 0 | 0 | 0 |
| Larceny - Theft (Except Motor Vehicle Theft) | 0 | 0 | 0 | 0 | 0 | 0 | 0 |
| Motor Vehicle Theft | 0 | 0 | 0 | 0 | 0 | 0 | 0 |
| Arson | 0 | 0 | 0 | 0 | 0 | 0 | 0 |
| Total Index Crimes Violations: | 0 | 0 | 0 | 0 | 0 | 0 | 0 |

| Other Offenses: | White | Black | American Indian or Alaskan Native | Asian | Native Hawaiian or Other Pacific Islander | Hispanic or Latino | Not Hispanic or Latino |
|--|--------------|--------------|--|--------------|--|-------------------------------|---------------------------------------|
| Other Assaults (Return A - 4e) | 1 | 0 | 1 | 0 | 0 | 0 | 2 |
| Forgery and Counterfeiting | 0 | 0 | 0 | 0 | 0 | 0 | 0 |
| Fraud | 0 | 0 | 0 | 0 | 0 | 1 | 0 |
| Embezzlement | 0 | 0 | 0 | 0 | 0 | 0 | 0 |
| Stolen Property; Buying, Receiving, Possessing | 3 | 0 | 0 | 0 | 0 | 2 | 1 |
| Vandalism | 0 | 1 | 0 | 0 | 0 | 0 | 1 |
| Weapons; Carrying, Possessing, etc. | 2 | 0 | 0 | 0 | 0 | 1 | 1 |
| Total Other Offense Violations: | 6 | 1 | 1 | 0 | 0 | 4 | 5 |

| Prostitution and Commercialized Vice: | White | Black | American Indian or Alaskan Native | Asian | Native Hawaiian or Other Pacific Islander | Hispanic or Latino | Not Hispanic or Latino |
|---|--------------|--------------|--|--------------|--|-------------------------------|---------------------------------------|
| Prostitution | 0 | 0 | 0 | 0 | 0 | 0 | 0 |
| Assisting or Promoting Prostitution | 0 | 0 | 0 | 0 | 0 | 0 | 0 |
| Purchasing Prostitution | 0 | 0 | 0 | 0 | 0 | 0 | 0 |
| Sex Offenses (Except Forcible Rape and Prostitution) | 0 | 0 | 0 | 0 | 0 | 0 | 0 |
| Total Prostitution & Commercialized Vice Violations: | 0 | 0 | 0 | 0 | 0 | 0 | 0 |

2016 Statewide Agencies Total Arrests - Juvenile
By Race and Ethnicity

| Drug Abuse Violations: | White | Black | American Indian or Alaskan Native | Asian | Native Hawaiian or Other Pacific Islander | Hispanic or Latino | Not Hispanic or Latino |
|---|--------------|--------------|--|--------------|--|-------------------------------|---------------------------------------|
| Sale/Manufacturing: | | | | | | | |
| Opium or Cocaine and Their Derivatives (Morphine, Heroin, Codeine) | 0 | 0 | 0 | 0 | 0 | 0 | 0 |
| Marijuana | 0 | 0 | 0 | 0 | 0 | 0 | 0 |
| Synthetic Narcotics - Manufactured Narcotics Which Can Cause TrueDrug Addiction Demerol, Methadones) | 0 | 0 | 0 | 0 | 0 | 0 | 0 |
| Other - Dangerous Nonnarcotic Drugs (Barbiturates, Benzadrine) | 0 | 0 | 0 | 0 | 0 | 0 | 0 |
| Possession: | | | | | | | |
| Opium or Cocaine and Their Derivatives (Morphine, Heroin, Codeine) | 0 | 0 | 0 | 0 | 0 | 0 | 0 |
| Marijuana | 15 | 5 | 0 | 0 | 0 | 1 | 15 |
| Synthetic Narcotics - Manufactured Narcotics Which Can Cause TrueDrug Addiction (Demerol, Methadones) | 1 | 0 | 0 | 0 | 0 | 1 | 0 |
| Other - Dangerous Nonnarcotic Drugs (Barbiturates, Benzadrine) | 1 | 0 | 0 | 0 | 0 | 0 | 1 |
| Total Drug Abuse Violations: | 17 | 5 | 0 | 0 | 0 | 2 | 16 |

| Gambling: | White | Black | American Indian or Alaskan Native | Asian | Native Hawaiian or Other Pacific Islander | Hispanic or Latino | Not Hispanic or Latino |
|-----------------------------------|--------------|--------------|--|--------------|--|-------------------------------|---------------------------------------|
| Bookmaking (Horse and Sport Book) | 0 | 0 | 0 | 0 | 0 | 0 | 0 |
| Numbers and Lottery | 0 | 0 | 0 | 0 | 0 | 0 | 0 |
| All Other Gambling | 0 | 0 | 0 | 0 | 0 | 0 | 0 |
| Total Gambling Violations: | 0 | 0 | 0 | 0 | 0 | 0 | 0 |

| Miscellaneous: | White | Black | American Indian or Alaskan Native | Asian | Native Hawaiian or Other Pacific Islander | Hispanic or Latino | Not Hispanic or Latino |
|--|--------------|--------------|--|--------------|--|-------------------------------|---------------------------------------|
| Offenses Against the Family and Children | 0 | 0 | 0 | 0 | 0 | 0 | 0 |
| Driving Under the Influence | 10 | 1 | 0 | 0 | 0 | 1 | 10 |
| Liquor Laws | 2 | 0 | 0 | 0 | 0 | 0 | 2 |
| Drunkenness | 1 | 0 | 0 | 0 | 0 | 0 | 1 |
| Disorderly Conduct | 0 | 0 | 1 | 0 | 0 | 0 | 1 |
| Vagrancy | 0 | 0 | 0 | 0 | 0 | 0 | 0 |
| All Other Offenses (Except Traffic) | 12 | 4 | 0 | 0 | 0 | 2 | 11 |
| Suspicion | 0 | 0 | 0 | 0 | 0 | 0 | 0 |
| Total Miscellaneous Violations: | 25 | 5 | 1 | 0 | 0 | 3 | 25 |

| Human Trafficking: | White | Black | American Indian or Alaskan Native | Asian | Native Hawaiian or Other Pacific Islander | Hispanic or Latino | Not Hispanic or Latino |
|--|--------------|--------------|--|--------------|--|-------------------------------|---------------------------------------|
| Human Trafficking/ Commercial Sex Acts | 0 | 0 | 0 | 0 | 0 | 0 | 0 |
| Human Trafficking/ Involuntary Servitude | 0 | 0 | 0 | 0 | 0 | 0 | 0 |
| Total Human Trafficking Violations: | 0 | 0 | 0 | 0 | 0 | 0 | 0 |

2016 DPS - Capitol Police Arrests - Juvenile
By Race and Ethnicity

| Index Crimes: | White | Black | American Indian or Alaskan Native | Asian | Native Hawaiian or Other Pacific Islander | Hispanic or Latino | Not Hispanic or Latino |
|--|--------------|--------------|--|--------------|--|-------------------------------|---------------------------------------|
| Murder and Nonnegligent Manslaughter | 0 | 0 | 0 | 0 | 0 | 0 | 0 |
| Manslaughter by Negligence | 0 | 0 | 0 | 0 | 0 | 0 | 0 |
| Rape | 0 | 0 | 0 | 0 | 0 | 0 | 0 |
| Robbery | 0 | 0 | 0 | 0 | 0 | 0 | 0 |
| Aggravated Assault (Return A - 4a-d) | 0 | 0 | 0 | 0 | 0 | 0 | 0 |
| Burglary - Breaking or Entering | 0 | 0 | 0 | 0 | 0 | 0 | 0 |
| Larceny - Theft (Except Motor Vehicle Theft) | 0 | 0 | 0 | 0 | 0 | 0 | 0 |
| Motor Vehicle Theft | 0 | 0 | 0 | 0 | 0 | 0 | 0 |
| Arson | 0 | 0 | 0 | 0 | 0 | 0 | 0 |
| Total Index Crimes Violations: | 0 | 0 | 0 | 0 | 0 | 0 | 0 |

| Other Offenses: | White | Black | American Indian or Alaskan Native | Asian | Native Hawaiian or Other Pacific Islander | Hispanic or Latino | Not Hispanic or Latino |
|--|--------------|--------------|--|--------------|--|-------------------------------|---------------------------------------|
| Other Assaults (Return A - 4e) | 1 | 0 | 1 | 0 | 0 | 0 | 2 |
| Forgery and Counterfeiting | 0 | 0 | 0 | 0 | 0 | 0 | 0 |
| Fraud | 0 | 0 | 0 | 0 | 0 | 0 | 0 |
| Embezzlement | 0 | 0 | 0 | 0 | 0 | 0 | 0 |
| Stolen Property; Buying, Receiving, Possessing | 0 | 0 | 0 | 0 | 0 | 0 | 0 |
| Vandalism | 0 | 1 | 0 | 0 | 0 | 0 | 1 |
| Weapons; Carrying, Possessing, etc. | 0 | 0 | 0 | 0 | 0 | 0 | 0 |
| Total Other Offense Violations: | 1 | 1 | 1 | 0 | 0 | 0 | 3 |

| Prostitution and Commercialized Vice: | White | Black | American Indian or Alaskan Native | Asian | Native Hawaiian or Other Pacific Islander | Hispanic or Latino | Not Hispanic or Latino |
|---|--------------|--------------|--|--------------|--|-------------------------------|---------------------------------------|
| Prostitution | 0 | 0 | 0 | 0 | 0 | 0 | 0 |
| Assisting or Promoting Prostitution | 0 | 0 | 0 | 0 | 0 | 0 | 0 |
| Purchasing Prostitution | 0 | 0 | 0 | 0 | 0 | 0 | 0 |
| Sex Offenses (Except Forcible Rape and Prostitution) | 0 | 0 | 0 | 0 | 0 | 0 | 0 |
| Total Prostitution & Commercialized Vice Violations: | 0 | 0 | 0 | 0 | 0 | 0 | 0 |

2016 DPS - Capitol Police Arrests - Juvenile
By Race and Ethnicity

| Drug Abuse Violations: | White | Black | American Indian or Alaskan Native | Asian | Native Hawaiian or Other Pacific Islander | Hispanic or Latino | Not Hispanic or Latino |
|---|--------------|--------------|--|--------------|--|-------------------------------|---------------------------------------|
| Sale/Manufacturing: | | | | | | | |
| Opium or Cocaine and Their Derivatives (Morphine, Heroin, Codeine) | 0 | 0 | 0 | 0 | 0 | 0 | 0 |
| Marijuana | 0 | 0 | 0 | 0 | 0 | 0 | 0 |
| Synthetic Narcotics - Manufactured Narcotics Which Can Cause TrueDrug Addiction Demerol, Methadones) | 0 | 0 | 0 | 0 | 0 | 0 | 0 |
| Other - Dangerous Nonnarcotic Drugs (Barbiturates, Benezdrine) | 0 | 0 | 0 | 0 | 0 | 0 | 0 |
| Possession: | | | | | | | |
| Opium or Cocaine and Their Derivatives (Morphine, Heroin, Codeine) | 0 | 0 | 0 | 0 | 0 | 0 | 0 |
| Marijuana | 0 | 0 | 0 | 0 | 0 | 0 | 0 |
| Synthetic Narcotics - Manufactured Narcotics Which Can Cause TrueDrug Addiction (Demerol, Methadones) | 0 | 0 | 0 | 0 | 0 | 0 | 0 |
| Other - Dangerous Nonnarcotic Drugs (Barbiturates, Benezdrine) | 0 | 0 | 0 | 0 | 0 | 0 | 0 |
| Total Drug Abuse Violations: | 0 | 0 | 0 | 0 | 0 | 0 | 0 |

| Gambling: | White | Black | American Indian or Alaskan Native | Asian | Native Hawaiian or Other Pacific Islander | Hispanic or Latino | Not Hispanic or Latino |
|-----------------------------------|--------------|--------------|--|--------------|--|-------------------------------|---------------------------------------|
| Bookmaking (Horse and Sport Book) | 0 | 0 | 0 | 0 | 0 | 0 | 0 |
| Numbers and Lottery | 0 | 0 | 0 | 0 | 0 | 0 | 0 |
| All Other Gambling | 0 | 0 | 0 | 0 | 0 | 0 | 0 |
| Total Gambling Violations: | 0 | 0 | 0 | 0 | 0 | 0 | 0 |

| Miscellaneous: | White | Black | American Indian or Alaskan Native | Asian | Native Hawaiian or Other Pacific Islander | Hispanic or Latino | Not Hispanic or Latino |
|--|--------------|--------------|--|--------------|--|-------------------------------|---------------------------------------|
| Offenses Against the Family and Children | 0 | 0 | 0 | 0 | 0 | 0 | 0 |
| Driving Under the Influence | 0 | 0 | 0 | 0 | 0 | 0 | 0 |
| Liquor Laws | 0 | 0 | 0 | 0 | 0 | 0 | 0 |
| Drunkenness | 0 | 0 | 0 | 0 | 0 | 0 | 0 |
| Disorderly Conduct | 0 | 0 | 1 | 0 | 0 | 0 | 1 |
| Vagrancy | 0 | 0 | 0 | 0 | 0 | 0 | 0 |
| All Other Offenses (Except Traffic) | 0 | 0 | 0 | 0 | 0 | 0 | 0 |
| Suspicion | 0 | 0 | 0 | 0 | 0 | 0 | 0 |
| Total Miscellaneous Violations: | 0 | 0 | 1 | 0 | 0 | 0 | 1 |

| Human Trafficking: | White | Black | American Indian or Alaskan Native | Asian | Native Hawaiian or Other Pacific Islander | Hispanic or Latino | Not Hispanic or Latino |
|--|--------------|--------------|--|--------------|--|-------------------------------|---------------------------------------|
| Human Trafficking/ Commercial Sex Acts | 0 | 0 | 0 | 0 | 0 | 0 | 0 |
| Human Trafficking/ Involuntary Servitude | 0 | 0 | 0 | 0 | 0 | 0 | 0 |
| Total Human Trafficking Violations: | 0 | 0 | 0 | 0 | 0 | 0 | 0 |

2016 DPS - NDI Arrests - Juvenile
By Race and Ethnicity

| Index Crimes: | White | Black | American Indian or Alaskan Native | Asian | Native Hawaiian or Other Pacific Islander | Hispanic or Latino | Not Hispanic or Latino |
|--|--------------|--------------|--|--------------|--|-------------------------------|---------------------------------------|
| Murder and Nonnegligent Manslaughter | 0 | 0 | 0 | 0 | 0 | 0 | 0 |
| Manslaughter by Negligence | 0 | 0 | 0 | 0 | 0 | 0 | 0 |
| Rape | 0 | 0 | 0 | 0 | 0 | 0 | 0 |
| Robbery | 0 | 0 | 0 | 0 | 0 | 0 | 0 |
| Aggravated Assault (Return A - 4a-d) | 0 | 0 | 0 | 0 | 0 | 0 | 0 |
| Burglary - Breaking or Entering | 0 | 0 | 0 | 0 | 0 | 0 | 0 |
| Larceny - Theft (Except Motor Vehicle Theft) | 0 | 0 | 0 | 0 | 0 | 0 | 0 |
| Motor Vehicle Theft | 0 | 0 | 0 | 0 | 0 | 0 | 0 |
| Arson | 0 | 0 | 0 | 0 | 0 | 0 | 0 |
| Total Index Crimes Violations: | 0 | 0 | 0 | 0 | 0 | 0 | 0 |

| Other Offenses: | White | Black | American Indian or Alaskan Native | Asian | Native Hawaiian or Other Pacific Islander | Hispanic or Latino | Not Hispanic or Latino |
|--|--------------|--------------|--|--------------|--|-------------------------------|---------------------------------------|
| Other Assaults (Return A - 4e) | 0 | 0 | 0 | 0 | 0 | 0 | 0 |
| Forgery and Counterfeiting | 0 | 0 | 0 | 0 | 0 | 0 | 0 |
| Fraud | 0 | 0 | 0 | 0 | 0 | 0 | 0 |
| Embezzlement | 0 | 0 | 0 | 0 | 0 | 0 | 0 |
| Stolen Property; Buying, Receiving, Possessing | 0 | 0 | 0 | 0 | 0 | 0 | 0 |
| Vandalism | 0 | 0 | 0 | 0 | 0 | 0 | 0 |
| Weapons; Carrying, Possessing, etc. | 1 | 0 | 0 | 0 | 0 | 0 | 1 |
| Total Other Offense Violations: | 1 | 0 | 0 | 0 | 0 | 0 | 1 |

| Prostitution and Commercialized Vice: | White | Black | American Indian or Alaskan Native | Asian | Native Hawaiian or Other Pacific Islander | Hispanic or Latino | Not Hispanic or Latino |
|---|--------------|--------------|--|--------------|--|-------------------------------|---------------------------------------|
| Prostitution | 0 | 0 | 0 | 0 | 0 | 0 | 0 |
| Assisting or Promoting Prostitution | 0 | 0 | 0 | 0 | 0 | 0 | 0 |
| Purchasing Prostitution | 0 | 0 | 0 | 0 | 0 | 0 | 0 |
| Sex Offenses (Except Forcible Rape and Prostitution) | 0 | 0 | 0 | 0 | 0 | 0 | 0 |
| Total Prostitution & Commercialized Vice Violations: | 0 | 0 | 0 | 0 | 0 | 0 | 0 |

2016 DPS - NDI Arrests - Juvenile
By Race and Ethnicity

| Drug Abuse Violations: | White | Black | American Indian or Alaskan Native | Asian | Native Hawaiian or Other Pacific Islander | Hispanic or Latino | Not Hispanic or Latino |
|---|--------------|--------------|--|--------------|--|-------------------------------|---------------------------------------|
| Sale/Manufacturing: | | | | | | | |
| Opium or Cocaine and Their Derivatives (Morphine, Heroin, Codeine) | 0 | 0 | 0 | 0 | 0 | 0 | 0 |
| Marijuana | 0 | 0 | 0 | 0 | 0 | 0 | 0 |
| Synthetic Narcotics - Manufactured Narcotics Which Can Cause TrueDrug Addiction Demerol, Methadones) | 0 | 0 | 0 | 0 | 0 | 0 | 0 |
| Other - Dangerous Nonnarcotic Drugs (Barbiturates, Benzedrine) | 0 | 0 | 0 | 0 | 0 | 0 | 0 |
| Possession: | | | | | | | |
| Opium or Cocaine and Their Derivatives (Morphine, Heroin, Codeine) | 0 | 0 | 0 | 0 | 0 | 0 | 0 |
| Marijuana | 3 | 0 | 0 | 0 | 0 | 0 | 3 |
| Synthetic Narcotics - Manufactured Narcotics Which Can Cause TrueDrug Addiction (Demerol, Methadones) | 0 | 0 | 0 | 0 | 0 | 0 | 0 |
| Other - Dangerous Nonnarcotic Drugs (Barbiturates, Benzedrine) | 1 | 0 | 0 | 0 | 0 | 0 | 1 |
| Total Drug Abuse Violations: | 4 | 0 | 0 | 0 | 0 | 0 | 4 |

| Gambling: | White | Black | American Indian or Alaskan Native | Asian | Native Hawaiian or Other Pacific Islander | Hispanic or Latino | Not Hispanic or Latino |
|-----------------------------------|--------------|--------------|--|--------------|--|-------------------------------|---------------------------------------|
| Bookmaking (Horse and Sport Book) | 0 | 0 | 0 | 0 | 0 | 0 | 0 |
| Numbers and Lottery | 0 | 0 | 0 | 0 | 0 | 0 | 0 |
| All Other Gambling | 0 | 0 | 0 | 0 | 0 | 0 | 0 |
| Total Gambling Violations: | 0 | 0 | 0 | 0 | 0 | 0 | 0 |

| Miscellaneous: | White | Black | American Indian or Alaskan Native | Asian | Native Hawaiian or Other Pacific Islander | Hispanic or Latino | Not Hispanic or Latino |
|--|--------------|--------------|--|--------------|--|-------------------------------|---------------------------------------|
| Offenses Against the Family and Children | 0 | 0 | 0 | 0 | 0 | 0 | 0 |
| Driving Under the Influence | 0 | 0 | 0 | 0 | 0 | 0 | 0 |
| Liquor Laws | 0 | 0 | 0 | 0 | 0 | 0 | 0 |
| Drunkenness | 0 | 0 | 0 | 0 | 0 | 0 | 0 |
| Disorderly Conduct | 0 | 0 | 0 | 0 | 0 | 0 | 0 |
| Vagrancy | 0 | 0 | 0 | 0 | 0 | 0 | 0 |
| All Other Offenses (Except Traffic) | 3 | 0 | 0 | 0 | 0 | 1 | 2 |
| Suspicion | 0 | 0 | 0 | 0 | 0 | 0 | 0 |
| Total Miscellaneous Violations: | 3 | 0 | 0 | 0 | 0 | 1 | 2 |

| Human Trafficking: | White | Black | American Indian or Alaskan Native | Asian | Native Hawaiian or Other Pacific Islander | Hispanic or Latino | Not Hispanic or Latino |
|--|--------------|--------------|--|--------------|--|-------------------------------|---------------------------------------|
| Human Trafficking/ Commercial Sex Acts | 0 | 0 | 0 | 0 | 0 | 0 | 0 |
| Human Trafficking/ Involuntary Servitude | 0 | 0 | 0 | 0 | 0 | 0 | 0 |
| Total Human Trafficking Violations: | 0 | 0 | 0 | 0 | 0 | 0 | 0 |

2016 NHP - Northeastern Command Arrests - Juvenile
By Race and Ethnicity

| Index Crimes: | White | Black | American Indian or Alaskan Native | Asian | Native Hawaiian or Other Pacific Islander | Hispanic or Latino | Not Hispanic or Latino |
|--|--------------|--------------|--|--------------|--|-------------------------------|---------------------------------------|
| Murder and Nonnegligent Manslaughter | 0 | 0 | 0 | 0 | 0 | 0 | 0 |
| Manslaughter by Negligence | 0 | 0 | 0 | 0 | 0 | 0 | 0 |
| Rape | 0 | 0 | 0 | 0 | 0 | 0 | 0 |
| Robbery | 0 | 0 | 0 | 0 | 0 | 0 | 0 |
| Aggravated Assault (Return A - 4a-d) | 0 | 0 | 0 | 0 | 0 | 0 | 0 |
| Burglary - Breaking or Entering | 0 | 0 | 0 | 0 | 0 | 0 | 0 |
| Larceny - Theft (Except Motor Vehicle Theft) | 0 | 0 | 0 | 0 | 0 | 0 | 0 |
| Motor Vehicle Theft | 0 | 0 | 0 | 0 | 0 | 0 | 0 |
| Arson | 0 | 0 | 0 | 0 | 0 | 0 | 0 |
| Total Index Crimes Violations: | 0 | 0 | 0 | 0 | 0 | 0 | 0 |

| Other Offenses: | White | Black | American Indian or Alaskan Native | Asian | Native Hawaiian or Other Pacific Islander | Hispanic or Latino | Not Hispanic or Latino |
|--|--------------|--------------|--|--------------|--|-------------------------------|---------------------------------------|
| Other Assaults (Return A - 4e) | 0 | 0 | 0 | 0 | 0 | 0 | 0 |
| Forgery and Counterfeiting | 0 | 0 | 0 | 0 | 0 | 0 | 0 |
| Fraud | 0 | 0 | 0 | 0 | 0 | 1 | 0 |
| Embezzlement | 0 | 0 | 0 | 0 | 0 | 0 | 0 |
| Stolen Property; Buying, Receiving, Possessing | 0 | 0 | 0 | 0 | 0 | 0 | 0 |
| Vandalism | 0 | 0 | 0 | 0 | 0 | 0 | 0 |
| Weapons; Carrying, Possessing, etc. | 0 | 0 | 0 | 0 | 0 | 0 | 0 |
| Total Other Offense Violations: | 0 | 0 | 0 | 0 | 0 | 1 | 0 |

| Prostitution and Commercialized Vice: | White | Black | American Indian or Alaskan Native | Asian | Native Hawaiian or Other Pacific Islander | Hispanic or Latino | Not Hispanic or Latino |
|---|--------------|--------------|--|--------------|--|-------------------------------|---------------------------------------|
| Prostitution | 0 | 0 | 0 | 0 | 0 | 0 | 0 |
| Assisting or Promoting Prostitution | 0 | 0 | 0 | 0 | 0 | 0 | 0 |
| Purchasing Prostitution | 0 | 0 | 0 | 0 | 0 | 0 | 0 |
| Sex Offenses (Except Forcible Rape and Prostitution) | 0 | 0 | 0 | 0 | 0 | 0 | 0 |
| Total Prostitution & Commercialized Vice Violations: | 0 | 0 | 0 | 0 | 0 | 0 | 0 |

2016 NHP - Northeastern Command Arrests - Juvenile
By Race and Ethnicity

| Drug Abuse Violations: | White | Black | American Indian or Alaskan Native | Asian | Native Hawaiian or Other Pacific Islander | Hispanic or Latino | Not Hispanic or Latino |
|---|--------------|--------------|--|--------------|--|-------------------------------|---------------------------------------|
| Sale/Manufacturing: | | | | | | | |
| Opium or Cocaine and Their Derivatives (Morphine, Heroin, Codeine) | 0 | 0 | 0 | 0 | 0 | 0 | 0 |
| Marijuana | 0 | 0 | 0 | 0 | 0 | 0 | 0 |
| Synthetic Narcotics - Manufactured Narcotics Which Can Cause TrueDrug Addiction Demerol, Methadones) | 0 | 0 | 0 | 0 | 0 | 0 | 0 |
| Other - Dangerous Nonnarcotic Drugs (Barbiturates, Benezdrine) | 0 | 0 | 0 | 0 | 0 | 0 | 0 |
| Possession: | | | | | | | |
| Opium or Cocaine and Their Derivatives (Morphine, Heroin, Codeine) | 0 | 0 | 0 | 0 | 0 | 0 | 0 |
| Marijuana | 3 | 0 | 0 | 0 | 0 | 0 | 3 |
| Synthetic Narcotics - Manufactured Narcotics Which Can Cause TrueDrug Addiction (Demerol, Methadones) | 0 | 0 | 0 | 0 | 0 | 0 | 0 |
| Other - Dangerous Nonnarcotic Drugs (Barbiturates, Benezdrine) | 0 | 0 | 0 | 0 | 0 | 0 | 0 |
| Total Drug Abuse Violations: | 3 | 0 | 0 | 0 | 0 | 0 | 3 |

| Gambling: | White | Black | American Indian or Alaskan Native | Asian | Native Hawaiian or Other Pacific Islander | Hispanic or Latino | Not Hispanic or Latino |
|-----------------------------------|--------------|--------------|--|--------------|--|-------------------------------|---------------------------------------|
| Bookmaking (Horse and Sport Book) | 0 | 0 | 0 | 0 | 0 | 0 | 0 |
| Numbers and Lottery | 0 | 0 | 0 | 0 | 0 | 0 | 0 |
| All Other Gambling | 0 | 0 | 0 | 0 | 0 | 0 | 0 |
| Total Gambling Violations: | 0 | 0 | 0 | 0 | 0 | 0 | 0 |

| Miscellaneous: | White | Black | American Indian or Alaskan Native | Asian | Native Hawaiian or Other Pacific Islander | Hispanic or Latino | Not Hispanic or Latino |
|--|--------------|--------------|--|--------------|--|-------------------------------|---------------------------------------|
| Offenses Against the Family and Children | 0 | 0 | 0 | 0 | 0 | 0 | 0 |
| Driving Under the Influence | 0 | 0 | 0 | 0 | 0 | 0 | 0 |
| Liquor Laws | 0 | 0 | 0 | 0 | 0 | 0 | 0 |
| Drunkenness | 1 | 0 | 0 | 0 | 0 | 0 | 1 |
| Disorderly Conduct | 0 | 0 | 0 | 0 | 0 | 0 | 0 |
| Vagrancy | 0 | 0 | 0 | 0 | 0 | 0 | 0 |
| All Other Offenses (Except Traffic) | 2 | 0 | 0 | 0 | 0 | 0 | 2 |
| Suspicion | 0 | 0 | 0 | 0 | 0 | 0 | 0 |
| Total Miscellaneous Violations: | 3 | 0 | 0 | 0 | 0 | 0 | 3 |

| Human Trafficking: | White | Black | American Indian or Alaskan Native | Asian | Native Hawaiian or Other Pacific Islander | Hispanic or Latino | Not Hispanic or Latino |
|--|--------------|--------------|--|--------------|--|-------------------------------|---------------------------------------|
| Human Trafficking/ Commercial Sex Acts | 0 | 0 | 0 | 0 | 0 | 0 | 0 |
| Human Trafficking/ Involuntary Servitude | 0 | 0 | 0 | 0 | 0 | 0 | 0 |
| Total Human Trafficking Violations: | 0 | 0 | 0 | 0 | 0 | 0 | 0 |

2016 NHP - Northwestern Command Arrests - Juvenile
By Race and Ethnicity

| Index Crimes: | White | Black | American Indian or Alaskan Native | Asian | Native Hawaiian or Other Pacific Islander | Hispanic or Latino | Not Hispanic or Latino |
|--|--------------|--------------|--|--------------|--|-------------------------------|---------------------------------------|
| Murder and Nonnegligent Manslaughter | 0 | 0 | 0 | 0 | 0 | 0 | 0 |
| Manslaughter by Negligence | 0 | 0 | 0 | 0 | 0 | 0 | 0 |
| Rape | 0 | 0 | 0 | 0 | 0 | 0 | 0 |
| Robbery | 0 | 0 | 0 | 0 | 0 | 0 | 0 |
| Aggravated Assault (Return A - 4a-d) | 0 | 0 | 0 | 0 | 0 | 0 | 0 |
| Burglary - Breaking or Entering | 0 | 0 | 0 | 0 | 0 | 0 | 0 |
| Larceny - Theft (Except Motor Vehicle Theft) | 0 | 0 | 0 | 0 | 0 | 0 | 0 |
| Motor Vehicle Theft | 0 | 0 | 0 | 0 | 0 | 0 | 0 |
| Arson | 0 | 0 | 0 | 0 | 0 | 0 | 0 |
| Total Index Crimes Violations: | 0 | 0 | 0 | 0 | 0 | 0 | 0 |

| Other Offenses: | White | Black | American Indian or Alaskan Native | Asian | Native Hawaiian or Other Pacific Islander | Hispanic or Latino | Not Hispanic or Latino |
|--|--------------|--------------|--|--------------|--|-------------------------------|---------------------------------------|
| Other Assaults (Return A - 4e) | 0 | 0 | 0 | 0 | 0 | 0 | 0 |
| Forgery and Counterfeiting | 0 | 0 | 0 | 0 | 0 | 0 | 0 |
| Fraud | 0 | 0 | 0 | 0 | 0 | 0 | 0 |
| Embezzlement | 0 | 0 | 0 | 0 | 0 | 0 | 0 |
| Stolen Property; Buying, Receiving, Possessing | 0 | 0 | 0 | 0 | 0 | 0 | 0 |
| Vandalism | 0 | 0 | 0 | 0 | 0 | 0 | 0 |
| Weapons; Carrying, Possessing, etc. | 1 | 0 | 0 | 0 | 0 | 1 | 0 |
| Total Other Offense Violations: | 1 | 0 | 0 | 0 | 0 | 1 | 0 |

| Prostitution and Commercialized Vice: | White | Black | American Indian or Alaskan Native | Asian | Native Hawaiian or Other Pacific Islander | Hispanic or Latino | Not Hispanic or Latino |
|---|--------------|--------------|--|--------------|--|-------------------------------|---------------------------------------|
| Prostitution | 0 | 0 | 0 | 0 | 0 | 0 | 0 |
| Assisting or Promoting Prostitution | 0 | 0 | 0 | 0 | 0 | 0 | 0 |
| Purchasing Prostitution | 0 | 0 | 0 | 0 | 0 | 0 | 0 |
| Sex Offenses (Except Forcible Rape and Prostitution) | 0 | 0 | 0 | 0 | 0 | 0 | 0 |
| Total Prostitution & Commercialized Vice Violations: | 0 | 0 | 0 | 0 | 0 | 0 | 0 |

2016 NHP - Northwestern Command Arrests - Juvenile
By Race and Ethnicity

| Drug Abuse Violations: | White | Black | American Indian or Alaskan Native | Asian | Native Hawaiian or Other Pacific Islander | Hispanic or Latino | Not Hispanic or Latino |
|---|----------|----------|--|----------|---|-----------------------|------------------------------|
| Sale/Manufacturing: | | | | | | | |
| Opium or Cocaine and Their Derivatives (Morphine, Heroin, Codeine) | 0 | 0 | 0 | 0 | 0 | 0 | 0 |
| Marijuana | 0 | 0 | 0 | 0 | 0 | 0 | 0 |
| Synthetic Narcotics - Manufactured Narcotics Which Can Cause TrueDrug Addiction Demerol, Methadones) | 0 | 0 | 0 | 0 | 0 | 0 | 0 |
| Other - Dangerous Nonnarcotic Drugs (Barbiturates, Benzedrine) | 0 | 0 | 0 | 0 | 0 | 0 | 0 |
| Possession: | | | | | | | |
| Opium or Cocaine and Their Derivatives (Morphine, Heroin, Codeine) | 0 | 0 | 0 | 0 | 0 | 0 | 0 |
| Marijuana | 3 | 1 | 0 | 0 | 0 | 0 | 4 |
| Synthetic Narcotics - Manufactured Narcotics Which Can Cause TrueDrug Addiction (Demerol, Methadones) | 1 | 0 | 0 | 0 | 0 | 1 | 0 |
| Other - Dangerous Nonnarcotic Drugs (Barbiturates, Benzedrine) | 0 | 0 | 0 | 0 | 0 | 0 | 0 |
| Total Drug Abuse Violations: | 4 | 1 | 0 | 0 | 0 | 1 | 4 |

| Gambling: | White | Black | American Indian or Alaskan Native | Asian | Native Hawaiian or Other Pacific Islander | Hispanic or Latino | Not Hispanic or Latino |
|-----------------------------------|----------|----------|--|----------|---|-----------------------|------------------------------|
| Bookmaking (Horse and Sport Book) | 0 | 0 | 0 | 0 | 0 | 0 | 0 |
| Numbers and Lottery | 0 | 0 | 0 | 0 | 0 | 0 | 0 |
| All Other Gambling | 0 | 0 | 0 | 0 | 0 | 0 | 0 |
| Total Gambling Violations: | 0 | 0 | 0 | 0 | 0 | 0 | 0 |

| Miscellaneous: | White | Black | American Indian or Alaskan Native | Asian | Native Hawaiian or Other Pacific Islander | Hispanic or Latino | Not Hispanic or Latino |
|--|----------|----------|--|----------|---|-----------------------|------------------------------|
| Offenses Against the Family and Children | 0 | 0 | 0 | 0 | 0 | 0 | 0 |
| Driving Under the Influence | 3 | 1 | 0 | 0 | 0 | 1 | 3 |
| Liquor Laws | 1 | 0 | 0 | 0 | 0 | 0 | 1 |
| Drunkenness | 0 | 0 | 0 | 0 | 0 | 0 | 0 |
| Disorderly Conduct | 0 | 0 | 0 | 0 | 0 | 0 | 0 |
| Vagrancy | 0 | 0 | 0 | 0 | 0 | 0 | 0 |
| All Other Offenses (Except Traffic) | 2 | 1 | 0 | 0 | 0 | 1 | 2 |
| Suspicion | 0 | 0 | 0 | 0 | 0 | 0 | 0 |
| Total Miscellaneous Violations: | 6 | 2 | 0 | 0 | 0 | 2 | 6 |

| Human Trafficking: | White | Black | American Indian or Alaskan Native | Asian | Native Hawaiian or Other Pacific Islander | Hispanic or Latino | Not Hispanic or Latino |
|--|----------|----------|--|----------|---|-----------------------|------------------------------|
| Human Trafficking/ Commercial Sex Acts | 0 | 0 | 0 | 0 | 0 | 0 | 0 |
| Human Trafficking/ Involuntary Servitude | 0 | 0 | 0 | 0 | 0 | 0 | 0 |
| Total Human Trafficking Violations: | 0 | 0 | 0 | 0 | 0 | 0 | 0 |

2016 NHP - Southern Command Arrests - Juvenile
By Race and Ethnicity

| Index Crimes: | White | Black | American Indian or Alaskan Native | Asian | Native Hawaiian or Other Pacific Islander | Hispanic or Latino | Not Hispanic or Latino |
|--|--------------|--------------|--|--------------|--|-------------------------------|---------------------------------------|
| Murder and Nonnegligent Manslaughter | 0 | 0 | 0 | 0 | 0 | 0 | 0 |
| Manslaughter by Negligence | 0 | 0 | 0 | 0 | 0 | 0 | 0 |
| Rape | 0 | 0 | 0 | 0 | 0 | 0 | 0 |
| Robbery | 0 | 0 | 0 | 0 | 0 | 0 | 0 |
| Aggravated Assault (Return A - 4a-d) | 0 | 0 | 0 | 0 | 0 | 0 | 0 |
| Burglary - Breaking or Entering | 0 | 0 | 0 | 0 | 0 | 0 | 0 |
| Larceny - Theft (Except Motor Vehicle Theft) | 0 | 0 | 0 | 0 | 0 | 0 | 0 |
| Motor Vehicle Theft | 0 | 0 | 0 | 0 | 0 | 0 | 0 |
| Arson | 0 | 0 | 0 | 0 | 0 | 0 | 0 |
| Total Index Crimes Violations: | 0 | 0 | 0 | 0 | 0 | 0 | 0 |

| Other Offenses: | White | Black | American Indian or Alaskan Native | Asian | Native Hawaiian or Other Pacific Islander | Hispanic or Latino | Not Hispanic or Latino |
|--|--------------|--------------|--|--------------|--|-------------------------------|---------------------------------------|
| Other Assaults (Return A - 4e) | 0 | 0 | 0 | 0 | 0 | 0 | 0 |
| Forgery and Counterfeiting | 0 | 0 | 0 | 0 | 0 | 0 | 0 |
| Fraud | 0 | 0 | 0 | 0 | 0 | 0 | 0 |
| Embezzlement | 0 | 0 | 0 | 0 | 0 | 0 | 0 |
| Stolen Property; Buying, Receiving, Possessing | 3 | 0 | 0 | 0 | 0 | 2 | 1 |
| Vandalism | 0 | 0 | 0 | 0 | 0 | 0 | 0 |
| Weapons; Carrying, Possessing, etc. | 0 | 0 | 0 | 0 | 0 | 0 | 0 |
| Total Other Offense Violations: | 3 | 0 | 0 | 0 | 0 | 2 | 1 |

| Prostitution and Commercialized Vice: | White | Black | American Indian or Alaskan Native | Asian | Native Hawaiian or Other Pacific Islander | Hispanic or Latino | Not Hispanic or Latino |
|---|--------------|--------------|--|--------------|--|-------------------------------|---------------------------------------|
| Prostitution | 0 | 0 | 0 | 0 | 0 | 0 | 0 |
| Assisting or Promoting Prostitution | 0 | 0 | 0 | 0 | 0 | 0 | 0 |
| Purchasing Prostitution | 0 | 0 | 0 | 0 | 0 | 0 | 0 |
| Sex Offenses (Except Forcible Rape and Prostitution) | 0 | 0 | 0 | 0 | 0 | 0 | 0 |
| Total Prostitution & Commercialized Vice Violations: | 0 | 0 | 0 | 0 | 0 | 0 | 0 |

2016 NHP - Southern Command Arrests - Juvenile
By Race and Ethnicity

| Drug Abuse Violations: | White | Black | American Indian or Alaskan Native | Asian | Native Hawaiian or Other Pacific Islander | Hispanic or Latino | Not Hispanic or Latino |
|---|--------------|--------------|--|--------------|--|-------------------------------|---------------------------------------|
| Sale/Manufacturing: | | | | | | | |
| Opium or Cocaine and Their Derivatives (Morphine, Heroin, Codeine) | 0 | 0 | 0 | 0 | 0 | 0 | 0 |
| Marijuana | 0 | 0 | 0 | 0 | 0 | 0 | 0 |
| Synthetic Narcotics - Manufactured Narcotics Which Can Cause TrueDrug Addiction Demerol, Methadones) | 0 | 0 | 0 | 0 | 0 | 0 | 0 |
| Other - Dangerous Nonnarcotic Drugs (Barbiturates, Benzedrine) | 0 | 0 | 0 | 0 | 0 | 0 | 0 |
| Possession: | | | | | | | |
| Opium or Cocaine and Their Derivatives (Morphine, Heroin, Codeine) | 0 | 0 | 0 | 0 | 0 | 0 | 0 |
| Marijuana | 6 | 4 | 0 | 0 | 0 | 1 | 5 |
| Synthetic Narcotics - Manufactured Narcotics Which Can Cause TrueDrug Addiction (Demerol, Methadones) | 0 | 0 | 0 | 0 | 0 | 0 | 0 |
| Other - Dangerous Nonnarcotic Drugs (Barbiturates, Benzedrine) | 0 | 0 | 0 | 0 | 0 | 0 | 0 |
| Total Drug Abuse Violations: | 6 | 4 | 0 | 0 | 0 | 1 | 5 |

| Gambling: | White | Black | American Indian or Alaskan Native | Asian | Native Hawaiian or Other Pacific Islander | Hispanic or Latino | Not Hispanic or Latino |
|-----------------------------------|--------------|--------------|--|--------------|--|-------------------------------|---------------------------------------|
| Bookmaking (Horse and Sport Book) | 0 | 0 | 0 | 0 | 0 | 0 | 0 |
| Numbers and Lottery | 0 | 0 | 0 | 0 | 0 | 0 | 0 |
| All Other Gambling | 0 | 0 | 0 | 0 | 0 | 0 | 0 |
| Total Gambling Violations: | 0 | 0 | 0 | 0 | 0 | 0 | 0 |

| Miscellaneous: | White | Black | American Indian or Alaskan Native | Asian | Native Hawaiian or Other Pacific Islander | Hispanic or Latino | Not Hispanic or Latino |
|--|--------------|--------------|--|--------------|--|-------------------------------|---------------------------------------|
| Offenses Against the Family and Children | 0 | 0 | 0 | 0 | 0 | 0 | 0 |
| Driving Under the Influence | 7 | 0 | 0 | 0 | 0 | 0 | 7 |
| Liquor Laws | 1 | 0 | 0 | 0 | 0 | 0 | 1 |
| Drunkenness | 0 | 0 | 0 | 0 | 0 | 0 | 0 |
| Disorderly Conduct | 0 | 0 | 0 | 0 | 0 | 0 | 0 |
| Vagrancy | 0 | 0 | 0 | 0 | 0 | 0 | 0 |
| All Other Offenses (Except Traffic) | 5 | 3 | 0 | 0 | 0 | 0 | 5 |
| Suspicion | 0 | 0 | 0 | 0 | 0 | 0 | 0 |
| Total Miscellaneous Violations: | 13 | 3 | 0 | 0 | 0 | 0 | 13 |

| Human Trafficking: | White | Black | American Indian or Alaskan Native | Asian | Native Hawaiian or Other Pacific Islander | Hispanic or Latino | Not Hispanic or Latino |
|--|--------------|--------------|--|--------------|--|-------------------------------|---------------------------------------|
| Human Trafficking/ Commercial Sex Acts | 0 | 0 | 0 | 0 | 0 | 0 | 0 |
| Human Trafficking/ Involuntary Servitude | 0 | 0 | 0 | 0 | 0 | 0 | 0 |
| Total Human Trafficking Violations: | 0 | 0 | 0 | 0 | 0 | 0 | 0 |

THIS PAGE WAS LEFT INTENTIONALLY BLANK



Statewide Adult Arrestees: Race & Ethnicity

By Agency and County

2016 Statewide Totals Arrests - Adults
By Race and Ethnicity

| Index Crimes: | White | Black | American Indian or Alaskan Native | Asian | Native Hawaiian or Other Pacific Islander | Hispanic or Latino | Not Hispanic or Latino |
|--|---------------|--------------|--|--------------|--|-------------------------------|---------------------------------------|
| Murder and Nonnegligent Manslaughter | 95 | 58 | 1 | 4 | 0 | 31 | 122 |
| Manslaughter by Negligence | 3 | 0 | 0 | 0 | 0 | 1 | 1 |
| Rape | 142 | 48 | 3 | 10 | 0 | 58 | 137 |
| Robbery | 776 | 709 | 17 | 31 | 0 | 247 | 1,263 |
| Aggravated Assault (Return A - 4a-d) | 3,630 | 1,554 | 60 | 149 | 5 | 933 | 4,411 |
| Burglary - Breaking or Entering | 1,636 | 533 | 12 | 46 | 1 | 282 | 1,878 |
| Larceny - Theft (Except Motor Vehicle Theft) | 4,289 | 1,359 | 96 | 171 | 13 | 703 | 4,903 |
| Motor Vehicle Theft | 573 | 145 | 10 | 18 | 3 | 130 | 609 |
| Arson | 34 | 7 | 0 | 0 | 0 | 4 | 36 |
| Total Index Crimes Violations: | 11,178 | 4,413 | 199 | 429 | 22 | 2,389 | 13,360 |

| Other Offenses: | White | Black | American Indian or Alaskan Native | Asian | Native Hawaiian or Other Pacific Islander | Hispanic or Latino | Not Hispanic or Latino |
|--|---------------|--------------|--|--------------|--|-------------------------------|---------------------------------------|
| Other Assaults (Return A - 4e) | 8,046 | 3,823 | 126 | 496 | 40 | 2,406 | 9,617 |
| Forgery and Counterfeiting | 362 | 171 | 1 | 48 | 1 | 66 | 506 |
| Fraud | 1,137 | 375 | 9 | 72 | 4 | 161 | 1,322 |
| Embezzlement | 210 | 97 | 3 | 9 | 5 | 52 | 260 |
| Stolen Property; Buying, Receiving, Possessing | 998 | 387 | 7 | 38 | 4 | 261 | 1,123 |
| Vandalism | 845 | 294 | 20 | 33 | 0 | 217 | 928 |
| Weapons; Carrying, Possessing, etc. | 1,039 | 618 | 10 | 44 | 2 | 298 | 1,279 |
| Total Other Offense Violations: | 12,637 | 5,765 | 176 | 740 | 56 | 3,461 | 15,035 |

| Prostitution and Commercialized Vice: | White | Black | American Indian or Alaskan Native | Asian | Native Hawaiian or Other Pacific Islander | Hispanic or Latino | Not Hispanic or Latino |
|---|--------------|--------------|--|--------------|--|-------------------------------|---------------------------------------|
| Prostitution | 1,214 | 1,403 | 4 | 122 | 1 | 320 | 2,411 |
| Assisting or Promoting Prostitution | 14 | 18 | 0 | 0 | 0 | 5 | 27 |
| Purchasing Prostitution | 37 | 4 | 0 | 3 | 0 | 15 | 29 |
| Sex Offenses (Except Forcible Rape and Prostitution) | 483 | 164 | 2 | 28 | 1 | 123 | 535 |
| Total Prostitution & Commercialized Vice Violations: | 1,748 | 1,589 | 6 | 153 | 2 | 463 | 3,002 |

2016 Statewide Totals Arrests - Adults
By Race and Ethnicity

| Drug Abuse Violations: | White | Black | American Indian or Alaskan Native | Asian | Native Hawaiian or Other Pacific Islander | Hispanic or Latino | Not Hispanic or Latino |
|---|--------------|--------------|--|--------------|--|-------------------------------|---------------------------------------|
| Sale/Manufacturing: | | | | | | | |
| Opium or Cocaine and Their Derivatives (Morphine, Heroin, Codeine) | 273 | 177 | 4 | 15 | 0 | 103 | 349 |
| Marijuana | 364 | 343 | 5 | 14 | 1 | 74 | 623 |
| Synthetic Narcotics - Manufactured Narcotics Which Can Cause TrueDrug Addiction Demerol, Methadones) | 338 | 64 | 4 | 12 | 0 | 75 | 297 |
| Other - Dangerous Nonnarcotic Drugs (Barbiturates, Benezdrine) | 357 | 105 | 4 | 14 | 1 | 112 | 343 |
| Possession: | | | | | | | |
| Opium or Cocaine and Their Derivatives (Morphine, Heroin, Codeine) | 743 | 275 | 5 | 22 | 0 | 165 | 861 |
| Marijuana | 3,123 | 2,149 | 27 | 123 | 9 | 720 | 3,753 |
| Synthetic Narcotics - Manufactured Narcotics Which Can Cause TrueDrug Addiction (Demerol, Methadones) | 1,139 | 325 | 15 | 62 | 0 | 248 | 1,204 |
| Other - Dangerous Nonnarcotic Drugs (Barbiturates, Benezdrine) | 2,025 | 609 | 24 | 78 | 6 | 567 | 2,007 |
| Total Drug Abuse Violations: | 8,362 | 4,047 | 88 | 340 | 17 | 2,064 | 9,437 |

| Gambling: | White | Black | American Indian or Alaskan Native | Asian | Native Hawaiian or Other Pacific Islander | Hispanic or Latino | Not Hispanic or Latino |
|-----------------------------------|--------------|--------------|--|--------------|--|-------------------------------|---------------------------------------|
| Bookmaking (Horse and Sport Book) | 0 | 0 | 0 | 0 | 0 | 0 | 0 |
| Numbers and Lottery | 0 | 0 | 0 | 0 | 0 | 0 | 0 |
| All Other Gambling | 26 | 1 | 0 | 2 | 0 | 6 | 21 |
| Total Gambling Violations: | 26 | 1 | 0 | 2 | 0 | 6 | 21 |

| Miscellaneous: | White | Black | American Indian or Alaskan Native | Asian | Native Hawaiian or Other Pacific Islander | Hispanic or Latino | Not Hispanic or Latino |
|--|---------------|---------------|--|--------------|--|-------------------------------|---------------------------------------|
| Offenses Against the Family and Children | 727 | 134 | 17 | 21 | 1 | 116 | 681 |
| Driving Under the Influence | 8,634 | 1,388 | 142 | 361 | 9 | 1,934 | 5,514 |
| Liquor Laws | 2,217 | 533 | 123 | 38 | 3 | 311 | 2,443 |
| Drunkenness | 156 | 9 | 11 | 1 | 1 | 10 | 110 |
| Disorderly Conduct | 814 | 184 | 46 | 14 | 1 | 147 | 791 |
| Vagrancy | 1,074 | 351 | 27 | 37 | 3 | 109 | 1,381 |
| All Other Offenses (Except Traffic) | 33,110 | 13,033 | 585 | 1,039 | 66 | 5,525 | 38,430 |
| Suspicion | 0 | 0 | 0 | 0 | 0 | 0 | 0 |
| Total Miscellaneous Violations: | 46,732 | 15,632 | 951 | 1,511 | 84 | 8,152 | 49,350 |

| Human Trafficking: | White | Black | American Indian or Alaskan Native | Asian | Native Hawaiian or Other Pacific Islander | Hispanic or Latino | Not Hispanic or Latino |
|--|--------------|--------------|--|--------------|--|-------------------------------|---------------------------------------|
| Human Trafficking/ Commercial Sex Acts | 3 | 29 | 0 | 0 | 0 | 2 | 30 |
| Human Trafficking/ Involuntary Servitude | 1 | 6 | 0 | 0 | 0 | 0 | 7 |
| Total Human Trafficking Violations: | 4 | 35 | 0 | 0 | 0 | 2 | 37 |

2016 Carson County Arrests - Adults
By Race and Ethnicity

| Index Crimes: | White | Black | American Indian or Alaskan Native | Asian | Native Hawaiian or Other Pacific Islander | Hispanic or Latino | Not Hispanic or Latino |
|--|--------------|--------------|--|--------------|--|-------------------------------|---------------------------------------|
| Murder and Nonnegligent Manslaughter | 7 | 0 | 1 | 0 | 0 | 1 | 7 |
| Manslaughter by Negligence | 0 | 0 | 0 | 0 | 0 | 0 | 0 |
| Rape | 3 | 0 | 2 | 0 | 0 | 0 | 5 |
| Robbery | 10 | 2 | 1 | 0 | 0 | 1 | 12 |
| Aggravated Assault (Return A - 4a-d) | 231 | 5 | 10 | 4 | 0 | 26 | 224 |
| Burglary - Breaking or Entering | 76 | 3 | 0 | 2 | 0 | 9 | 72 |
| Larceny - Theft (Except Motor Vehicle Theft) | 249 | 4 | 13 | 2 | 0 | 12 | 256 |
| Motor Vehicle Theft | 14 | 0 | 0 | 1 | 0 | 2 | 13 |
| Arson | 0 | 0 | 0 | 0 | 0 | 0 | 0 |
| Total Index Crimes Violations: | 590 | 14 | 27 | 9 | 0 | 51 | 589 |

| Other Offenses: | White | Black | American Indian or Alaskan Native | Asian | Native Hawaiian or Other Pacific Islander | Hispanic or Latino | Not Hispanic or Latino |
|--|--------------|--------------|--|--------------|--|-------------------------------|---------------------------------------|
| Other Assaults (Return A - 4e) | 34 | 2 | 0 | 0 | 0 | 1 | 35 |
| Forgery and Counterfeiting | 12 | 2 | 0 | 0 | 0 | 0 | 14 |
| Fraud | 43 | 1 | 0 | 2 | 0 | 3 | 43 |
| Embezzlement | 8 | 0 | 0 | 0 | 0 | 0 | 8 |
| Stolen Property; Buying, Receiving, Possessing | 16 | 0 | 0 | 0 | 0 | 1 | 15 |
| Vandalism | 16 | 0 | 1 | 0 | 0 | 4 | 13 |
| Weapons; Carrying, Possessing, etc. | 8 | 0 | 1 | 0 | 0 | 1 | 8 |
| Total Other Offense Violations: | 137 | 5 | 2 | 2 | 0 | 10 | 136 |

| Prostitution and Commercialized Vice: | White | Black | American Indian or Alaskan Native | Asian | Native Hawaiian or Other Pacific Islander | Hispanic or Latino | Not Hispanic or Latino |
|---|--------------|--------------|--|--------------|--|-------------------------------|---------------------------------------|
| Prostitution | 0 | 0 | 0 | 0 | 0 | 0 | 0 |
| Assisting or Promoting Prostitution | 0 | 0 | 0 | 0 | 0 | 0 | 0 |
| Purchasing Prostitution | 0 | 0 | 0 | 0 | 0 | 0 | 0 |
| Sex Offenses (Except Forcible Rape and Prostitution) | 21 | 2 | 0 | 0 | 0 | 1 | 22 |
| Total Prostitution & Commercialized Vice Violations: | 21 | 2 | 0 | 0 | 0 | 1 | 22 |

2016 Carson County Arrests - Adults
By Race and Ethnicity

| Drug Abuse Violations: | White | Black | American Indian or Alaskan Native | Asian | Native Hawaiian or Other Pacific Islander | Hispanic or Latino | Not Hispanic or Latino |
|---|------------|----------|--|----------|---|-----------------------|------------------------------|
| Sale/Manufacturing: | | | | | | | |
| Opium or Cocaine and Their Derivatives (Morphine, Heroin, Codeine) | 13 | 0 | 0 | 0 | 0 | 3 | 10 |
| Marijuana | 8 | 0 | 0 | 0 | 0 | 0 | 8 |
| Synthetic Narcotics - Manufactured Narcotics Which Can Cause TrueDrug Addiction Demerol, Methadones) | 4 | 0 | 0 | 0 | 0 | 0 | 4 |
| Other - Dangerous Nonnarcotic Drugs (Barbiturates, Benzedrine) | 0 | 0 | 0 | 0 | 0 | 0 | 0 |
| Possession: | | | | | | | |
| Opium or Cocaine and Their Derivatives (Morphine, Heroin, Codeine) | 60 | 2 | 1 | 1 | 0 | 4 | 60 |
| Marijuana | 75 | 4 | 5 | 0 | 0 | 3 | 81 |
| Synthetic Narcotics - Manufactured Narcotics Which Can Cause TrueDrug Addiction (Demerol, Methadones) | 7 | 0 | 0 | 0 | 0 | 1 | 6 |
| Other - Dangerous Nonnarcotic Drugs (Barbiturates, Benzedrine) | 0 | 0 | 0 | 0 | 0 | 0 | 0 |
| Total Drug Abuse Violations: | 167 | 6 | 6 | 1 | 0 | 11 | 169 |

| Gambling: | White | Black | American Indian or Alaskan Native | Asian | Native Hawaiian or Other Pacific Islander | Hispanic or Latino | Not Hispanic or Latino |
|-----------------------------------|----------|----------|--|----------|---|-----------------------|------------------------------|
| Bookmaking (Horse and Sport Book) | 0 | 0 | 0 | 0 | 0 | 0 | 0 |
| Numbers and Lottery | 0 | 0 | 0 | 0 | 0 | 0 | 0 |
| All Other Gambling | 2 | 0 | 0 | 0 | 0 | 1 | 1 |
| Total Gambling Violations: | 2 | 0 | 0 | 0 | 0 | 1 | 1 |

| Miscellaneous: | White | Black | American Indian or Alaskan Native | Asian | Native Hawaiian or Other Pacific Islander | Hispanic or Latino | Not Hispanic or Latino |
|--|--------------|-----------|--|-----------|---|-----------------------|------------------------------|
| Offenses Against the Family and Children | 32 | 2 | 0 | 1 | 0 | 5 | 30 |
| Driving Under the Influence | 150 | 2 | 0 | 3 | 0 | 28 | 127 |
| Liquor Laws | 79 | 1 | 2 | 6 | 0 | 9 | 79 |
| Drunkenness | 0 | 0 | 0 | 0 | 0 | 0 | 0 |
| Disorderly Conduct | 39 | 2 | 2 | 1 | 0 | 4 | 40 |
| Vagrancy | 0 | 0 | 0 | 0 | 0 | 0 | 0 |
| All Other Offenses (Except Traffic) | 1,584 | 46 | 45 | 21 | 0 | 170 | 1,526 |
| Suspicion | 0 | 0 | 0 | 0 | 0 | 0 | 0 |
| Total Miscellaneous Violations: | 1,884 | 53 | 49 | 32 | 0 | 216 | 1,802 |

| Human Trafficking: | White | Black | American Indian or Alaskan Native | Asian | Native Hawaiian or Other Pacific Islander | Hispanic or Latino | Not Hispanic or Latino |
|--|----------|----------|--|----------|---|-----------------------|------------------------------|
| Human Trafficking/ Commercial Sex Acts | 0 | 0 | 0 | 0 | 0 | 0 | 0 |
| Human Trafficking/ Involuntary Servitude | 0 | 0 | 0 | 0 | 0 | 0 | 0 |
| Total Human Trafficking Violations: | 0 | 0 | 0 | 0 | 0 | 0 | 0 |

2016 Churchill County Arrests - Adults
By Race and Ethnicity

| Index Crimes: | White | Black | American Indian or Alaskan Native | Asian | Native Hawaiian or Other Pacific Islander | Hispanic or Latino | Not Hispanic or Latino |
|--|--------------|--------------|--|--------------|--|-------------------------------|---------------------------------------|
| Murder and Nonnegligent Manslaughter | 0 | 0 | 0 | 0 | 0 | 0 | 0 |
| Manslaughter by Negligence | 0 | 0 | 0 | 0 | 0 | 0 | 0 |
| Rape | 1 | 0 | 0 | 0 | 0 | 0 | 1 |
| Robbery | 3 | 0 | 1 | 0 | 0 | 0 | 4 |
| Aggravated Assault (Return A - 4a-d) | 11 | 0 | 1 | 0 | 0 | 2 | 10 |
| Burglary - Breaking or Entering | 14 | 0 | 1 | 0 | 0 | 0 | 14 |
| Larceny - Theft (Except Motor Vehicle Theft) | 24 | 2 | 7 | 2 | 0 | 0 | 30 |
| Motor Vehicle Theft | 6 | 0 | 2 | 0 | 0 | 1 | 7 |
| Arson | 0 | 0 | 0 | 0 | 0 | 0 | 0 |
| Total Index Crimes Violations: | 59 | 2 | 12 | 2 | 0 | 3 | 66 |

| Other Offenses: | White | Black | American Indian or Alaskan Native | Asian | Native Hawaiian or Other Pacific Islander | Hispanic or Latino | Not Hispanic or Latino |
|--|--------------|--------------|--|--------------|--|-------------------------------|---------------------------------------|
| Other Assaults (Return A - 4e) | 55 | 3 | 4 | 1 | 0 | 5 | 44 |
| Forgery and Counterfeiting | 1 | 0 | 1 | 0 | 0 | 0 | 2 |
| Fraud | 11 | 0 | 2 | 0 | 0 | 1 | 12 |
| Embezzlement | 0 | 0 | 0 | 0 | 0 | 0 | 0 |
| Stolen Property; Buying, Receiving, Possessing | 6 | 0 | 1 | 0 | 0 | 1 | 4 |
| Vandalism | 8 | 0 | 0 | 0 | 0 | 0 | 7 |
| Weapons; Carrying, Possessing, etc. | 5 | 1 | 0 | 0 | 0 | 0 | 6 |
| Total Other Offense Violations: | 86 | 4 | 8 | 1 | 0 | 7 | 75 |

| Prostitution and Commercialized Vice: | White | Black | American Indian or Alaskan Native | Asian | Native Hawaiian or Other Pacific Islander | Hispanic or Latino | Not Hispanic or Latino |
|---|--------------|--------------|--|--------------|--|-------------------------------|---------------------------------------|
| Prostitution | 0 | 0 | 0 | 0 | 0 | 0 | 0 |
| Assisting or Promoting Prostitution | 0 | 0 | 0 | 0 | 0 | 0 | 0 |
| Purchasing Prostitution | 0 | 0 | 0 | 0 | 0 | 0 | 0 |
| Sex Offenses (Except Forcible Rape and Prostitution) | 3 | 0 | 1 | 0 | 0 | 0 | 4 |
| Total Prostitution & Commercialized Vice Violations: | 3 | 0 | 1 | 0 | 0 | 0 | 4 |

2016 Churchill County Arrests - Adults
By Race and Ethnicity

| Drug Abuse Violations: | White | Black | American Indian or Alaskan Native | Asian | Native Hawaiian or Other Pacific Islander | Hispanic or Latino | Not Hispanic or Latino |
|---|--------------|--------------|--|--------------|--|-------------------------------|---------------------------------------|
| Sale/Manufacturing: | | | | | | | |
| Opium or Cocaine and Their Derivatives (Morphine, Heroin, Codeine) | 0 | 0 | 0 | 0 | 0 | 0 | 0 |
| Marijuana | 3 | 0 | 0 | 0 | 0 | 0 | 3 |
| Synthetic Narcotics - Manufactured Narcotics Which Can Cause TrueDrug Addiction Demerol, Methadones) | 0 | 0 | 0 | 0 | 0 | 0 | 0 |
| Other - Dangerous Nonnarcotic Drugs (Barbiturates, Benezdrine) | 2 | 1 | 0 | 0 | 0 | 0 | 3 |
| Possession: | | | | | | | |
| Opium or Cocaine and Their Derivatives (Morphine, Heroin, Codeine) | 4 | 0 | 1 | 1 | 0 | 0 | 5 |
| Marijuana | 32 | 6 | 4 | 0 | 0 | 4 | 32 |
| Synthetic Narcotics - Manufactured Narcotics Which Can Cause TrueDrug Addiction (Demerol, Methadones) | 7 | 1 | 0 | 1 | 0 | 0 | 9 |
| Other - Dangerous Nonnarcotic Drugs (Barbiturates, Benezdrine) | 24 | 1 | 3 | 2 | 0 | 3 | 26 |
| Total Drug Abuse Violations: | 72 | 9 | 8 | 4 | 0 | 7 | 78 |

| Gambling: | White | Black | American Indian or Alaskan Native | Asian | Native Hawaiian or Other Pacific Islander | Hispanic or Latino | Not Hispanic or Latino |
|-----------------------------------|--------------|--------------|--|--------------|--|-------------------------------|---------------------------------------|
| Bookmaking (Horse and Sport Book) | 0 | 0 | 0 | 0 | 0 | 0 | 0 |
| Numbers and Lottery | 0 | 0 | 0 | 0 | 0 | 0 | 0 |
| All Other Gambling | 0 | 0 | 0 | 0 | 0 | 0 | 0 |
| Total Gambling Violations: | 0 | 0 | 0 | 0 | 0 | 0 | 0 |

| Miscellaneous: | White | Black | American Indian or Alaskan Native | Asian | Native Hawaiian or Other Pacific Islander | Hispanic or Latino | Not Hispanic or Latino |
|--|--------------|--------------|--|--------------|--|-------------------------------|---------------------------------------|
| Offenses Against the Family and Children | 3 | 0 | 1 | 0 | 0 | 0 | 4 |
| Driving Under the Influence | 83 | 4 | 12 | 2 | 0 | 7 | 77 |
| Liquor Laws | 28 | 1 | 2 | 0 | 0 | 4 | 27 |
| Drunkenness | 17 | 1 | 0 | 0 | 0 | 0 | 8 |
| Disorderly Conduct | 25 | 1 | 11 | 0 | 0 | 1 | 27 |
| Vagrancy | 0 | 0 | 0 | 0 | 0 | 0 | 0 |
| All Other Offenses (Except Traffic) | 446 | 21 | 56 | 10 | 0 | 43 | 362 |
| Suspicion | 0 | 0 | 0 | 0 | 0 | 0 | 0 |
| Total Miscellaneous Violations: | 602 | 28 | 82 | 12 | 0 | 55 | 505 |

| Human Trafficking: | White | Black | American Indian or Alaskan Native | Asian | Native Hawaiian or Other Pacific Islander | Hispanic or Latino | Not Hispanic or Latino |
|--|--------------|--------------|--|--------------|--|-------------------------------|---------------------------------------|
| Human Trafficking/ Commercial Sex Acts | 0 | 0 | 0 | 0 | 0 | 0 | 0 |
| Human Trafficking/ Involuntary Servitude | 0 | 0 | 0 | 0 | 0 | 0 | 0 |
| Total Human Trafficking Violations: | 0 | 0 | 0 | 0 | 0 | 0 | 0 |

2016 Churchill County SO Arrests - Adults
By Race and Ethnicity

| Index Crimes: | White | Black | American Indian or Alaskan Native | Asian | Native Hawaiian or Other Pacific Islander | Hispanic or Latino | Not Hispanic or Latino |
|--|--------------|--------------|--|--------------|--|-------------------------------|---------------------------------------|
| Murder and Nonnegligent Manslaughter | 0 | 0 | 0 | 0 | 0 | 0 | 0 |
| Manslaughter by Negligence | 0 | 0 | 0 | 0 | 0 | 0 | 0 |
| Rape | 0 | 0 | 0 | 0 | 0 | 0 | 0 |
| Robbery | 3 | 0 | 0 | 0 | 0 | 0 | 3 |
| Aggravated Assault (Return A - 4a-d) | 7 | 0 | 0 | 0 | 0 | 2 | 5 |
| Burglary - Breaking or Entering | 9 | 0 | 1 | 0 | 0 | 0 | 10 |
| Larceny - Theft (Except Motor Vehicle Theft) | 7 | 0 | 0 | 0 | 0 | 0 | 7 |
| Motor Vehicle Theft | 4 | 0 | 2 | 0 | 0 | 1 | 5 |
| Arson | 0 | 0 | 0 | 0 | 0 | 0 | 0 |
| Total Index Crimes Violations: | 30 | 0 | 3 | 0 | 0 | 3 | 30 |

| Other Offenses: | White | Black | American Indian or Alaskan Native | Asian | Native Hawaiian or Other Pacific Islander | Hispanic or Latino | Not Hispanic or Latino |
|--|--------------|--------------|--|--------------|--|-------------------------------|---------------------------------------|
| Other Assaults (Return A - 4e) | 34 | 1 | 0 | 0 | 0 | 5 | 30 |
| Forgery and Counterfeiting | 1 | 0 | 1 | 0 | 0 | 0 | 2 |
| Fraud | 6 | 0 | 1 | 0 | 0 | 1 | 6 |
| Embezzlement | 0 | 0 | 0 | 0 | 0 | 0 | 0 |
| Stolen Property; Buying, Receiving, Possessing | 4 | 0 | 1 | 0 | 0 | 1 | 4 |
| Vandalism | 4 | 0 | 0 | 0 | 0 | 0 | 4 |
| Weapons; Carrying, Possessing, etc. | 4 | 1 | 0 | 0 | 0 | 0 | 5 |
| Total Other Offense Violations: | 53 | 2 | 3 | 0 | 0 | 7 | 51 |

| Prostitution and Commercialized Vice: | White | Black | American Indian or Alaskan Native | Asian | Native Hawaiian or Other Pacific Islander | Hispanic or Latino | Not Hispanic or Latino |
|---|--------------|--------------|--|--------------|--|-------------------------------|---------------------------------------|
| Prostitution | 0 | 0 | 0 | 0 | 0 | 0 | 0 |
| Assisting or Promoting Prostitution | 0 | 0 | 0 | 0 | 0 | 0 | 0 |
| Purchasing Prostitution | 0 | 0 | 0 | 0 | 0 | 0 | 0 |
| Sex Offenses (Except Forcible Rape and Prostitution) | 1 | 0 | 0 | 0 | 0 | 0 | 1 |
| Total Prostitution & Commercialized Vice Violations: | 1 | 0 | 0 | 0 | 0 | 0 | 1 |

2016 Churchill County SO Arrests - Adults
By Race and Ethnicity

| Drug Abuse Violations: | White | Black | American Indian or Alaskan Native | Asian | Native Hawaiian or Other Pacific Islander | Hispanic or Latino | Not Hispanic or Latino |
|---|--------------|--------------|--|--------------|--|-------------------------------|---------------------------------------|
| Sale/Manufacturing: | | | | | | | |
| Opium or Cocaine and Their Derivatives (Morphine, Heroin, Codeine) | 0 | 0 | 0 | 0 | 0 | 0 | 0 |
| Marijuana | 1 | 0 | 0 | 0 | 0 | 0 | 1 |
| Synthetic Narcotics - Manufactured Narcotics Which Can Cause TrueDrug Addiction Demerol, Methadones) | 0 | 0 | 0 | 0 | 0 | 0 | 0 |
| Other - Dangerous Nonnarcotic Drugs (Barbiturates, Benezdrine) | 1 | 0 | 0 | 0 | 0 | 0 | 1 |
| Possession: | | | | | | | |
| Opium or Cocaine and Their Derivatives (Morphine, Heroin, Codeine) | 3 | 0 | 1 | 1 | 0 | 0 | 5 |
| Marijuana | 24 | 4 | 1 | 0 | 0 | 4 | 25 |
| Synthetic Narcotics - Manufactured Narcotics Which Can Cause TrueDrug Addiction (Demerol, Methadones) | 7 | 1 | 0 | 1 | 0 | 0 | 9 |
| Other - Dangerous Nonnarcotic Drugs (Barbiturates, Benezdrine) | 15 | 1 | 2 | 2 | 0 | 3 | 17 |
| Total Drug Abuse Violations: | 51 | 6 | 4 | 4 | 0 | 7 | 58 |

| Gambling: | White | Black | American Indian or Alaskan Native | Asian | Native Hawaiian or Other Pacific Islander | Hispanic or Latino | Not Hispanic or Latino |
|-----------------------------------|--------------|--------------|--|--------------|--|-------------------------------|---------------------------------------|
| Bookmaking (Horse and Sport Book) | 0 | 0 | 0 | 0 | 0 | 0 | 0 |
| Numbers and Lottery | 0 | 0 | 0 | 0 | 0 | 0 | 0 |
| All Other Gambling | 0 | 0 | 0 | 0 | 0 | 0 | 0 |
| Total Gambling Violations: | 0 | 0 | 0 | 0 | 0 | 0 | 0 |

| Miscellaneous: | White | Black | American Indian or Alaskan Native | Asian | Native Hawaiian or Other Pacific Islander | Hispanic or Latino | Not Hispanic or Latino |
|--|--------------|--------------|--|--------------|--|-------------------------------|---------------------------------------|
| Offenses Against the Family and Children | 1 | 0 | 1 | 0 | 0 | 0 | 2 |
| Driving Under the Influence | 52 | 4 | 8 | 1 | 0 | 7 | 58 |
| Liquor Laws | 26 | 1 | 1 | 0 | 0 | 4 | 24 |
| Drunkenness | 8 | 0 | 0 | 0 | 0 | 0 | 8 |
| Disorderly Conduct | 3 | 0 | 0 | 0 | 0 | 1 | 2 |
| Vagrancy | 0 | 0 | 0 | 0 | 0 | 0 | 0 |
| All Other Offenses (Except Traffic) | 311 | 16 | 28 | 8 | 0 | 43 | 320 |
| Suspicion | 0 | 0 | 0 | 0 | 0 | 0 | 0 |
| Total Miscellaneous Violations: | 401 | 21 | 38 | 9 | 0 | 55 | 414 |

| Human Trafficking: | White | Black | American Indian or Alaskan Native | Asian | Native Hawaiian or Other Pacific Islander | Hispanic or Latino | Not Hispanic or Latino |
|--|--------------|--------------|--|--------------|--|-------------------------------|---------------------------------------|
| Human Trafficking/ Commercial Sex Acts | 0 | 0 | 0 | 0 | 0 | 0 | 0 |
| Human Trafficking/ Involuntary Servitude | 0 | 0 | 0 | 0 | 0 | 0 | 0 |
| Total Human Trafficking Violations: | 0 | 0 | 0 | 0 | 0 | 0 | 0 |

2016 Fallon PD Arrests - Adults
By Race and Ethnicity

| Index Crimes: | White | Black | American Indian or Alaskan Native | Asian | Native Hawaiian or Other Pacific Islander | Hispanic or Latino | Not Hispanic or Latino |
|--|--------------|--------------|--|--------------|--|-------------------------------|---------------------------------------|
| Murder and Nonnegligent Manslaughter | 0 | 0 | 0 | 0 | 0 | 0 | 0 |
| Manslaughter by Negligence | 0 | 0 | 0 | 0 | 0 | 0 | 0 |
| Rape | 1 | 0 | 0 | 0 | 0 | 0 | 1 |
| Robbery | 0 | 0 | 1 | 0 | 0 | 0 | 1 |
| Aggravated Assault (Return A - 4a-d) | 4 | 0 | 1 | 0 | 0 | 0 | 5 |
| Burglary - Breaking or Entering | 5 | 0 | 0 | 0 | 0 | 0 | 4 |
| Larceny - Theft (Except Motor Vehicle Theft) | 17 | 2 | 7 | 2 | 0 | 0 | 23 |
| Motor Vehicle Theft | 2 | 0 | 0 | 0 | 0 | 0 | 2 |
| Arson | 0 | 0 | 0 | 0 | 0 | 0 | 0 |
| Total Index Crimes Violations: | 29 | 2 | 9 | 2 | 0 | 0 | 36 |

| Other Offenses: | White | Black | American Indian or Alaskan Native | Asian | Native Hawaiian or Other Pacific Islander | Hispanic or Latino | Not Hispanic or Latino |
|--|--------------|--------------|--|--------------|--|-------------------------------|---------------------------------------|
| Other Assaults (Return A - 4e) | 21 | 2 | 4 | 1 | 0 | 0 | 14 |
| Forgery and Counterfeiting | 0 | 0 | 0 | 0 | 0 | 0 | 0 |
| Fraud | 5 | 0 | 1 | 0 | 0 | 0 | 6 |
| Embezzlement | 0 | 0 | 0 | 0 | 0 | 0 | 0 |
| Stolen Property; Buying, Receiving, Possessing | 2 | 0 | 0 | 0 | 0 | 0 | 0 |
| Vandalism | 4 | 0 | 0 | 0 | 0 | 0 | 3 |
| Weapons; Carrying, Possessing, etc. | 1 | 0 | 0 | 0 | 0 | 0 | 1 |
| Total Other Offense Violations: | 33 | 2 | 5 | 1 | 0 | 0 | 24 |

| Prostitution and Commercialized Vice: | White | Black | American Indian or Alaskan Native | Asian | Native Hawaiian or Other Pacific Islander | Hispanic or Latino | Not Hispanic or Latino |
|---|--------------|--------------|--|--------------|--|-------------------------------|---------------------------------------|
| Prostitution | 0 | 0 | 0 | 0 | 0 | 0 | 0 |
| Assisting or Promoting Prostitution | 0 | 0 | 0 | 0 | 0 | 0 | 0 |
| Purchasing Prostitution | 0 | 0 | 0 | 0 | 0 | 0 | 0 |
| Sex Offenses (Except Forcible Rape and Prostitution) | 2 | 0 | 1 | 0 | 0 | 0 | 3 |
| Total Prostitution & Commercialized Vice Violations: | 2 | 0 | 1 | 0 | 0 | 0 | 3 |

2016 Fallon PD Arrests - Adults
By Race and Ethnicity

| Drug Abuse Violations: | White | Black | American Indian or Alaskan Native | Asian | Native Hawaiian or Other Pacific Islander | Hispanic or Latino | Not Hispanic or Latino |
|---|--------------|--------------|--|--------------|--|-------------------------------|---------------------------------------|
| Sale/Manufacturing: | | | | | | | |
| Opium or Cocaine and Their Derivatives (Morphine, Heroin, Codeine) | 0 | 0 | 0 | 0 | 0 | 0 | 0 |
| Marijuana | 2 | 0 | 0 | 0 | 0 | 0 | 2 |
| Synthetic Narcotics - Manufactured Narcotics Which Can Cause TrueDrug Addiction Demerol, Methadones) | 0 | 0 | 0 | 0 | 0 | 0 | 0 |
| Other - Dangerous Nonnarcotic Drugs (Barbiturates, Benzedrine) | 1 | 1 | 0 | 0 | 0 | 0 | 2 |
| Possession: | | | | | | | |
| Opium or Cocaine and Their Derivatives (Morphine, Heroin, Codeine) | 1 | 0 | 0 | 0 | 0 | 0 | 0 |
| Marijuana | 8 | 2 | 3 | 0 | 0 | 0 | 7 |
| Synthetic Narcotics - Manufactured Narcotics Which Can Cause TrueDrug Addiction (Demerol, Methadones) | 0 | 0 | 0 | 0 | 0 | 0 | 0 |
| Other - Dangerous Nonnarcotic Drugs (Barbiturates, Benzedrine) | 9 | 0 | 1 | 0 | 0 | 0 | 9 |
| Total Drug Abuse Violations: | 21 | 3 | 4 | 0 | 0 | 0 | 20 |

| Gambling: | White | Black | American Indian or Alaskan Native | Asian | Native Hawaiian or Other Pacific Islander | Hispanic or Latino | Not Hispanic or Latino |
|-----------------------------------|--------------|--------------|--|--------------|--|-------------------------------|---------------------------------------|
| Bookmaking (Horse and Sport Book) | 0 | 0 | 0 | 0 | 0 | 0 | 0 |
| Numbers and Lottery | 0 | 0 | 0 | 0 | 0 | 0 | 0 |
| All Other Gambling | 0 | 0 | 0 | 0 | 0 | 0 | 0 |
| Total Gambling Violations: | 0 | 0 | 0 | 0 | 0 | 0 | 0 |

| Miscellaneous: | White | Black | American Indian or Alaskan Native | Asian | Native Hawaiian or Other Pacific Islander | Hispanic or Latino | Not Hispanic or Latino |
|--|--------------|--------------|--|--------------|--|-------------------------------|---------------------------------------|
| Offenses Against the Family and Children | 2 | 0 | 0 | 0 | 0 | 0 | 2 |
| Driving Under the Influence | 31 | 0 | 4 | 1 | 0 | 0 | 19 |
| Liquor Laws | 2 | 0 | 1 | 0 | 0 | 0 | 3 |
| Drunkenness | 9 | 1 | 0 | 0 | 0 | 0 | 0 |
| Disorderly Conduct | 22 | 1 | 11 | 0 | 0 | 0 | 25 |
| Vagrancy | 0 | 0 | 0 | 0 | 0 | 0 | 0 |
| All Other Offenses (Except Traffic) | 135 | 5 | 28 | 2 | 0 | 0 | 42 |
| Suspicion | 0 | 0 | 0 | 0 | 0 | 0 | 0 |
| Total Miscellaneous Violations: | 201 | 7 | 44 | 3 | 0 | 0 | 91 |

| Human Trafficking: | White | Black | American Indian or Alaskan Native | Asian | Native Hawaiian or Other Pacific Islander | Hispanic or Latino | Not Hispanic or Latino |
|--|--------------|--------------|--|--------------|--|-------------------------------|---------------------------------------|
| Human Trafficking/ Commercial Sex Acts | 0 | 0 | 0 | 0 | 0 | 0 | 0 |
| Human Trafficking/ Involuntary Servitude | 0 | 0 | 0 | 0 | 0 | 0 | 0 |
| Total Human Trafficking Violations: | 0 | 0 | 0 | 0 | 0 | 0 | 0 |

2016 Clark County Arrests - Adults
By Race and Ethnicity

| Index Crimes: | White | Black | American Indian or Alaskan Native | Asian | Native Hawaiian or Other Pacific Islander | Hispanic or Latino | Not Hispanic or Latino |
|--|--------------|--------------|--|--------------|--|-------------------------------|---------------------------------------|
| Murder and Nonnegligent Manslaughter | 66 | 56 | 0 | 4 | 0 | 29 | 95 |
| Manslaughter by Negligence | 1 | 0 | 0 | 0 | 0 | 1 | 0 |
| Rape | 98 | 44 | 1 | 10 | 0 | 48 | 100 |
| Robbery | 619 | 685 | 2 | 28 | 0 | 229 | 1,086 |
| Aggravated Assault (Return A - 4a-d) | 1,831 | 1,350 | 9 | 106 | 4 | 701 | 2,582 |
| Burglary - Breaking or Entering | 758 | 464 | 3 | 29 | 1 | 216 | 1,005 |
| Larceny - Theft (Except Motor Vehicle Theft) | 2,861 | 1,257 | 21 | 143 | 11 | 613 | 3,492 |
| Motor Vehicle Theft | 284 | 108 | 1 | 13 | 1 | 94 | 307 |
| Arson | 13 | 6 | 0 | 0 | 0 | 3 | 15 |
| Total Index Crimes Violations: | 6,531 | 3,970 | 37 | 333 | 17 | 1,934 | 8,682 |

| Other Offenses: | White | Black | American Indian or Alaskan Native | Asian | Native Hawaiian or Other Pacific Islander | Hispanic or Latino | Not Hispanic or Latino |
|--|--------------|--------------|--|--------------|--|-------------------------------|---------------------------------------|
| Other Assaults (Return A - 4e) | 6,777 | 3,711 | 65 | 477 | 37 | 2,279 | 8,575 |
| Forgery and Counterfeiting | 237 | 152 | 0 | 46 | 1 | 55 | 376 |
| Fraud | 674 | 321 | 3 | 59 | 4 | 130 | 908 |
| Embezzlement | 147 | 90 | 1 | 7 | 4 | 44 | 200 |
| Stolen Property; Buying, Receiving, Possessing | 781 | 366 | 3 | 35 | 4 | 240 | 921 |
| Vandalism | 530 | 257 | 7 | 26 | 0 | 185 | 626 |
| Weapons; Carrying, Possessing, etc. | 702 | 567 | 5 | 39 | 2 | 266 | 1,035 |
| Total Other Offense Violations: | 9,848 | 5,464 | 84 | 689 | 52 | 3,199 | 12,641 |

| Prostitution and Commercialized Vice: | White | Black | American Indian or Alaskan Native | Asian | Native Hawaiian or Other Pacific Islander | Hispanic or Latino | Not Hispanic or Latino |
|---|--------------|--------------|--|--------------|--|-------------------------------|---------------------------------------|
| Prostitution | 1,107 | 1,379 | 3 | 119 | 1 | 312 | 2,297 |
| Assisting or Promoting Prostitution | 14 | 18 | 0 | 0 | 0 | 5 | 27 |
| Purchasing Prostitution | 35 | 4 | 0 | 3 | 0 | 15 | 27 |
| Sex Offenses (Except Forcible Rape and Prostitution) | 377 | 153 | 1 | 25 | 1 | 114 | 436 |
| Total Prostitution & Commercialized Vice Violations: | 1,533 | 1,554 | 4 | 147 | 2 | 446 | 2,787 |

2016 Clark County Arrests - Adults
By Race and Ethnicity

| Drug Abuse Violations: | White | Black | American Indian or Alaskan Native | Asian | Native Hawaiian or Other Pacific Islander | Hispanic or Latino | Not Hispanic or Latino |
|---|--------------|--------------|--|--------------|--|-------------------------------|---------------------------------------|
| Sale/Manufacturing: | | | | | | | |
| Opium or Cocaine and Their Derivatives (Morphine, Heroin, Codeine) | 199 | 166 | 2 | 12 | 0 | 93 | 286 |
| Marijuana | 173 | 311 | 0 | 12 | 0 | 56 | 440 |
| Synthetic Narcotics - Manufactured Narcotics Which Can Cause TrueDrug Addiction Demerol, Methadones) | 166 | 52 | 1 | 11 | 0 | 61 | 169 |
| Other - Dangerous Nonnarcotic Drugs (Barbiturates, Benezdrine) | 323 | 103 | 1 | 13 | 1 | 110 | 321 |
| Possession: | | | | | | | |
| Opium or Cocaine and Their Derivatives (Morphine, Heroin, Codeine) | 630 | 270 | 2 | 19 | 0 | 154 | 767 |
| Marijuana | 1,902 | 1,912 | 6 | 90 | 7 | 668 | 3,145 |
| Synthetic Narcotics - Manufactured Narcotics Which Can Cause TrueDrug Addiction (Demerol, Methadones) | 836 | 305 | 3 | 56 | 0 | 227 | 973 |
| Other - Dangerous Nonnarcotic Drugs (Barbiturates, Benezdrine) | 1,850 | 602 | 15 | 75 | 6 | 557 | 1,921 |
| Total Drug Abuse Violations: | 6,079 | 3,721 | 30 | 288 | 14 | 1,926 | 8,022 |

| Gambling: | White | Black | American Indian or Alaskan Native | Asian | Native Hawaiian or Other Pacific Islander | Hispanic or Latino | Not Hispanic or Latino |
|-----------------------------------|--------------|--------------|--|--------------|--|-------------------------------|---------------------------------------|
| Bookmaking (Horse and Sport Book) | 0 | 0 | 0 | 0 | 0 | 0 | 0 |
| Numbers and Lottery | 0 | 0 | 0 | 0 | 0 | 0 | 0 |
| All Other Gambling | 19 | 0 | 0 | 0 | 0 | 4 | 15 |
| Total Gambling Violations: | 19 | 0 | 0 | 0 | 0 | 4 | 15 |

| Miscellaneous: | White | Black | American Indian or Alaskan Native | Asian | Native Hawaiian or Other Pacific Islander | Hispanic or Latino | Not Hispanic or Latino |
|--|---------------|---------------|--|--------------|--|-------------------------------|---------------------------------------|
| Offenses Against the Family and Children | 195 | 95 | 0 | 11 | 1 | 65 | 216 |
| Driving Under the Influence | 4,244 | 982 | 44 | 232 | 9 | 1,661 | 3,758 |
| Liquor Laws | 808 | 387 | 20 | 21 | 3 | 240 | 986 |
| Drunkenness | 2 | 0 | 0 | 0 | 0 | 1 | 1 |
| Disorderly Conduct | 352 | 151 | 4 | 9 | 1 | 111 | 405 |
| Vagrancy | 969 | 340 | 20 | 35 | 3 | 109 | 1,258 |
| All Other Offenses (Except Traffic) | 18,718 | 11,004 | 127 | 809 | 56 | 4,491 | 25,458 |
| Suspicion | 0 | 0 | 0 | 0 | 0 | 0 | 0 |
| Total Miscellaneous Violations: | 25,288 | 12,959 | 215 | 1,117 | 73 | 6,678 | 32,082 |

| Human Trafficking: | White | Black | American Indian or Alaskan Native | Asian | Native Hawaiian or Other Pacific Islander | Hispanic or Latino | Not Hispanic or Latino |
|--|--------------|--------------|--|--------------|--|-------------------------------|---------------------------------------|
| Human Trafficking/ Commercial Sex Acts | 3 | 27 | 0 | 0 | 0 | 2 | 28 |
| Human Trafficking/ Involuntary Servitude | 1 | 6 | 0 | 0 | 0 | 0 | 7 |
| Total Human Trafficking Violations: | 4 | 33 | 0 | 0 | 0 | 2 | 35 |

2016 Boulder City PD Arrests - Adults
By Race and Ethnicity

| Index Crimes: | White | Black | American Indian or Alaskan Native | Asian | Native Hawaiian or Other Pacific Islander | Hispanic or Latino | Not Hispanic or Latino |
|--|--------------|--------------|--|--------------|--|-------------------------------|---------------------------------------|
| Murder and Nonnegligent Manslaughter | 0 | 0 | 0 | 0 | 0 | 0 | 0 |
| Manslaughter by Negligence | 0 | 0 | 0 | 0 | 0 | 0 | 0 |
| Rape | 0 | 0 | 0 | 0 | 0 | 0 | 0 |
| Robbery | 1 | 0 | 0 | 0 | 0 | 0 | 1 |
| Aggravated Assault (Return A - 4a-d) | 9 | 0 | 0 | 0 | 0 | 0 | 9 |
| Burglary - Breaking or Entering | 7 | 0 | 0 | 0 | 0 | 0 | 7 |
| Larceny - Theft (Except Motor Vehicle Theft) | 8 | 0 | 0 | 0 | 0 | 0 | 8 |
| Motor Vehicle Theft | 2 | 0 | 0 | 0 | 0 | 1 | 1 |
| Arson | 0 | 1 | 0 | 0 | 0 | 0 | 1 |
| Total Index Crimes Violations: | 27 | 1 | 0 | 0 | 0 | 1 | 27 |

| Other Offenses: | White | Black | American Indian or Alaskan Native | Asian | Native Hawaiian or Other Pacific Islander | Hispanic or Latino | Not Hispanic or Latino |
|--|--------------|--------------|--|--------------|--|-------------------------------|---------------------------------------|
| Other Assaults (Return A - 4e) | 37 | 3 | 0 | 2 | 0 | 1 | 41 |
| Forgery and Counterfeiting | 3 | 0 | 0 | 0 | 0 | 1 | 2 |
| Fraud | 3 | 0 | 0 | 0 | 0 | 0 | 3 |
| Embezzlement | 1 | 0 | 0 | 0 | 0 | 1 | 0 |
| Stolen Property; Buying, Receiving, Possessing | 0 | 0 | 0 | 1 | 0 | 0 | 1 |
| Vandalism | 2 | 0 | 0 | 0 | 0 | 0 | 2 |
| Weapons; Carrying, Possessing, etc. | 5 | 1 | 0 | 0 | 0 | 0 | 6 |
| Total Other Offense Violations: | 51 | 4 | 0 | 3 | 0 | 3 | 55 |

| Prostitution and Commercialized Vice: | White | Black | American Indian or Alaskan Native | Asian | Native Hawaiian or Other Pacific Islander | Hispanic or Latino | Not Hispanic or Latino |
|---|--------------|--------------|--|--------------|--|-------------------------------|---------------------------------------|
| Prostitution | 0 | 0 | 0 | 0 | 0 | 0 | 0 |
| Assisting or Promoting Prostitution | 0 | 0 | 0 | 0 | 0 | 0 | 0 |
| Purchasing Prostitution | 0 | 0 | 0 | 0 | 0 | 0 | 0 |
| Sex Offenses (Except Forcible Rape and Prostitution) | 1 | 0 | 0 | 1 | 0 | 0 | 2 |
| Total Prostitution & Commercialized Vice Violations: | 1 | 0 | 0 | 1 | 0 | 0 | 2 |

2016 Boulder City PD Arrests - Adults
By Race and Ethnicity

| Drug Abuse Violations: | White | Black | American Indian or Alaskan Native | Asian | Native Hawaiian or Other Pacific Islander | Hispanic or Latino | Not Hispanic or Latino |
|---|--------------|--------------|--|--------------|--|-------------------------------|---------------------------------------|
| Sale/Manufacturing: | | | | | | | |
| Opium or Cocaine and Their Derivatives (Morphine, Heroin, Codeine) | 1 | 0 | 0 | 0 | 0 | 1 | 0 |
| Marijuana | 1 | 0 | 0 | 0 | 0 | 0 | 1 |
| Synthetic Narcotics - Manufactured Narcotics Which Can Cause TrueDrug Addiction Demerol, Methadones) | 7 | 0 | 0 | 0 | 0 | 0 | 7 |
| Other - Dangerous Nonnarcotic Drugs (Barbiturates, Benzedrine) | 0 | 0 | 0 | 0 | 0 | 0 | 0 |
| Possession: | | | | | | | |
| Opium or Cocaine and Their Derivatives (Morphine, Heroin, Codeine) | 1 | 1 | 0 | 0 | 0 | 1 | 1 |
| Marijuana | 16 | 5 | 0 | 0 | 0 | 2 | 19 |
| Synthetic Narcotics - Manufactured Narcotics Which Can Cause TrueDrug Addiction (Demerol, Methadones) | 11 | 0 | 1 | 0 | 0 | 0 | 12 |
| Other - Dangerous Nonnarcotic Drugs (Barbiturates, Benzedrine) | 12 | 2 | 0 | 0 | 0 | 0 | 14 |
| Total Drug Abuse Violations: | 49 | 8 | 1 | 0 | 0 | 4 | 54 |

| Gambling: | White | Black | American Indian or Alaskan Native | Asian | Native Hawaiian or Other Pacific Islander | Hispanic or Latino | Not Hispanic or Latino |
|-----------------------------------|--------------|--------------|--|--------------|--|-------------------------------|---------------------------------------|
| Bookmaking (Horse and Sport Book) | 0 | 0 | 0 | 0 | 0 | 0 | 0 |
| Numbers and Lottery | 0 | 0 | 0 | 0 | 0 | 0 | 0 |
| All Other Gambling | 0 | 0 | 0 | 0 | 0 | 0 | 0 |
| Total Gambling Violations: | 0 | 0 | 0 | 0 | 0 | 0 | 0 |

| Miscellaneous: | White | Black | American Indian or Alaskan Native | Asian | Native Hawaiian or Other Pacific Islander | Hispanic or Latino | Not Hispanic or Latino |
|--|--------------|--------------|--|--------------|--|-------------------------------|---------------------------------------|
| Offenses Against the Family and Children | 3 | 0 | 0 | 0 | 0 | 0 | 3 |
| Driving Under the Influence | 85 | 4 | 1 | 2 | 0 | 1 | 91 |
| Liquor Laws | 2 | 0 | 0 | 0 | 0 | 1 | 1 |
| Drunkenness | 0 | 0 | 0 | 0 | 0 | 0 | 0 |
| Disorderly Conduct | 24 | 1 | 0 | 0 | 0 | 0 | 25 |
| Vagrancy | 3 | 0 | 0 | 0 | 0 | 0 | 3 |
| All Other Offenses (Except Traffic) | 47 | 6 | 0 | 1 | 0 | 2 | 52 |
| Suspicion | 0 | 0 | 0 | 0 | 0 | 0 | 0 |
| Total Miscellaneous Violations: | 164 | 11 | 1 | 3 | 0 | 4 | 175 |

| Human Trafficking: | White | Black | American Indian or Alaskan Native | Asian | Native Hawaiian or Other Pacific Islander | Hispanic or Latino | Not Hispanic or Latino |
|--|--------------|--------------|--|--------------|--|-------------------------------|---------------------------------------|
| Human Trafficking/ Commercial Sex Acts | 0 | 0 | 0 | 0 | 0 | 0 | 0 |
| Human Trafficking/ Involuntary Servitude | 0 | 0 | 0 | 0 | 0 | 0 | 0 |
| Total Human Trafficking Violations: | 0 | 0 | 0 | 0 | 0 | 0 | 0 |

2016 Clark County School District PD Arrests - Adults
By Race and Ethnicity

| Index Crimes: | White | Black | American Indian or Alaskan Native | Asian | Native Hawaiian or Other Pacific Islander | Hispanic or Latino | Not Hispanic or Latino |
|--|--------------|--------------|--|--------------|--|-------------------------------|---------------------------------------|
| Murder and Nonnegligent Manslaughter | 1 | 0 | 0 | 0 | 0 | 1 | 0 |
| Manslaughter by Negligence | 0 | 0 | 0 | 0 | 0 | 0 | 0 |
| Rape | 0 | 0 | 0 | 0 | 0 | 0 | 0 |
| Robbery | 0 | 0 | 0 | 0 | 0 | 0 | 0 |
| Aggravated Assault (Return A - 4a-d) | 4 | 4 | 0 | 0 | 0 | 3 | 5 |
| Burglary - Breaking or Entering | 12 | 8 | 0 | 0 | 0 | 5 | 15 |
| Larceny - Theft (Except Motor Vehicle Theft) | 3 | 1 | 0 | 0 | 0 | 0 | 4 |
| Motor Vehicle Theft | 0 | 0 | 0 | 0 | 0 | 0 | 0 |
| Arson | 0 | 0 | 0 | 0 | 0 | 0 | 0 |
| Total Index Crimes Violations: | 20 | 13 | 0 | 0 | 0 | 9 | 24 |

| Other Offenses: | White | Black | American Indian or Alaskan Native | Asian | Native Hawaiian or Other Pacific Islander | Hispanic or Latino | Not Hispanic or Latino |
|--|--------------|--------------|--|--------------|--|-------------------------------|---------------------------------------|
| Other Assaults (Return A - 4e) | 7 | 4 | 0 | 0 | 0 | 3 | 8 |
| Forgery and Counterfeiting | 0 | 0 | 0 | 0 | 0 | 0 | 0 |
| Fraud | 0 | 1 | 0 | 0 | 0 | 0 | 1 |
| Embezzlement | 0 | 0 | 0 | 0 | 0 | 0 | 0 |
| Stolen Property; Buying, Receiving, Possessing | 0 | 0 | 0 | 0 | 0 | 0 | 0 |
| Vandalism | 2 | 0 | 0 | 0 | 0 | 1 | 1 |
| Weapons; Carrying, Possessing, etc. | 10 | 3 | 0 | 0 | 0 | 6 | 7 |
| Total Other Offense Violations: | 19 | 8 | 0 | 0 | 0 | 10 | 17 |

| Prostitution and Commercialized Vice: | White | Black | American Indian or Alaskan Native | Asian | Native Hawaiian or Other Pacific Islander | Hispanic or Latino | Not Hispanic or Latino |
|---|--------------|--------------|--|--------------|--|-------------------------------|---------------------------------------|
| Prostitution | 0 | 0 | 0 | 0 | 0 | 0 | 0 |
| Assisting or Promoting Prostitution | 0 | 0 | 0 | 0 | 0 | 0 | 0 |
| Purchasing Prostitution | 0 | 0 | 0 | 0 | 0 | 0 | 0 |
| Sex Offenses (Except Forcible Rape and Prostitution) | 1 | 0 | 0 | 0 | 0 | 1 | 0 |
| Total Prostitution & Commercialized Vice Violations: | 1 | 0 | 0 | 0 | 0 | 1 | 0 |

2016 Clark County School District PD Arrests - Adults
By Race and Ethnicity

| Drug Abuse Violations: | White | Black | American Indian or Alaskan Native | Asian | Native Hawaiian or Other Pacific Islander | Hispanic or Latino | Not Hispanic or Latino |
|---|--------------|--------------|--|--------------|--|-------------------------------|---------------------------------------|
| Sale/Manufacturing: | | | | | | | |
| Opium or Cocaine and Their Derivatives (Morphine, Heroin, Codeine) | 0 | 0 | 0 | 0 | 0 | 0 | 0 |
| Marijuana | 1 | 1 | 0 | 0 | 0 | 1 | 1 |
| Synthetic Narcotics - Manufactured Narcotics Which Can Cause TrueDrug Addiction Demerol, Methadones) | 0 | 0 | 0 | 0 | 0 | 0 | 0 |
| Other - Dangerous Nonnarcotic Drugs (Barbiturates, Benzedrine) | 1 | 0 | 0 | 0 | 0 | 0 | 1 |
| Possession: | | | | | | | |
| Opium or Cocaine and Their Derivatives (Morphine, Heroin, Codeine) | 1 | 1 | 0 | 0 | 0 | 0 | 2 |
| Marijuana | 5 | 7 | 0 | 1 | 0 | 1 | 12 |
| Synthetic Narcotics - Manufactured Narcotics Which Can Cause TrueDrug Addiction (Demerol, Methadones) | 0 | 1 | 0 | 0 | 0 | 0 | 1 |
| Other - Dangerous Nonnarcotic Drugs (Barbiturates, Benzedrine) | 12 | 4 | 0 | 1 | 0 | 3 | 14 |
| Total Drug Abuse Violations: | 20 | 14 | 0 | 2 | 0 | 5 | 31 |

| Gambling: | White | Black | American Indian or Alaskan Native | Asian | Native Hawaiian or Other Pacific Islander | Hispanic or Latino | Not Hispanic or Latino |
|-----------------------------------|--------------|--------------|--|--------------|--|-------------------------------|---------------------------------------|
| Bookmaking (Horse and Sport Book) | 0 | 0 | 0 | 0 | 0 | 0 | 0 |
| Numbers and Lottery | 0 | 0 | 0 | 0 | 0 | 0 | 0 |
| All Other Gambling | 0 | 0 | 0 | 0 | 0 | 0 | 0 |
| Total Gambling Violations: | 0 | 0 | 0 | 0 | 0 | 0 | 0 |

| Miscellaneous: | White | Black | American Indian or Alaskan Native | Asian | Native Hawaiian or Other Pacific Islander | Hispanic or Latino | Not Hispanic or Latino |
|--|--------------|--------------|--|--------------|--|-------------------------------|---------------------------------------|
| Offenses Against the Family and Children | 0 | 0 | 0 | 0 | 0 | 0 | 0 |
| Driving Under the Influence | 1 | 1 | 0 | 0 | 0 | 1 | 1 |
| Liquor Laws | 0 | 0 | 0 | 0 | 0 | 0 | 0 |
| Drunkenness | 0 | 0 | 0 | 0 | 0 | 0 | 0 |
| Disorderly Conduct | 0 | 0 | 0 | 0 | 0 | 0 | 0 |
| Vagrancy | 0 | 3 | 0 | 1 | 0 | 0 | 4 |
| All Other Offenses (Except Traffic) | 26 | 17 | 0 | 1 | 1 | 10 | 35 |
| Suspicion | 0 | 0 | 0 | 0 | 0 | 0 | 0 |
| Total Miscellaneous Violations: | 27 | 21 | 0 | 2 | 1 | 11 | 40 |

| Human Trafficking: | White | Black | American Indian or Alaskan Native | Asian | Native Hawaiian or Other Pacific Islander | Hispanic or Latino | Not Hispanic or Latino |
|--|--------------|--------------|--|--------------|--|-------------------------------|---------------------------------------|
| Human Trafficking/ Commercial Sex Acts | 0 | 0 | 0 | 0 | 0 | 0 | 0 |
| Human Trafficking/ Involuntary Servitude | 0 | 0 | 0 | 0 | 0 | 0 | 0 |
| Total Human Trafficking Violations: | 0 | 0 | 0 | 0 | 0 | 0 | 0 |

2016 College of Southern Nevada PD Arrests - Adults
By Race and Ethnicity

| Index Crimes: | White | Black | American Indian or Alaskan Native | Asian | Native Hawaiian or Other Pacific Islander | Hispanic or Latino | Not Hispanic or Latino |
|--|--------------|--------------|--|--------------|--|-------------------------------|---------------------------------------|
| Murder and Nonnegligent Manslaughter | 0 | 0 | 0 | 0 | 0 | 0 | 0 |
| Manslaughter by Negligence | 0 | 0 | 0 | 0 | 0 | 0 | 0 |
| Rape | 0 | 0 | 0 | 0 | 0 | 0 | 0 |
| Robbery | 0 | 0 | 0 | 0 | 0 | 0 | 0 |
| Aggravated Assault (Return A - 4a-d) | 0 | 0 | 0 | 0 | 0 | 0 | 0 |
| Burglary - Breaking or Entering | 0 | 0 | 0 | 0 | 0 | 0 | 0 |
| Larceny - Theft (Except Motor Vehicle Theft) | 0 | 0 | 0 | 0 | 0 | 0 | 0 |
| Motor Vehicle Theft | 2 | 0 | 0 | 0 | 0 | 0 | 2 |
| Arson | 0 | 0 | 0 | 0 | 0 | 0 | 0 |
| Total Index Crimes Violations: | 2 | 0 | 0 | 0 | 0 | 0 | 2 |

| Other Offenses: | White | Black | American Indian or Alaskan Native | Asian | Native Hawaiian or Other Pacific Islander | Hispanic or Latino | Not Hispanic or Latino |
|--|--------------|--------------|--|--------------|--|-------------------------------|---------------------------------------|
| Other Assaults (Return A - 4e) | 0 | 0 | 0 | 0 | 0 | 0 | 0 |
| Forgery and Counterfeiting | 0 | 0 | 0 | 0 | 0 | 0 | 0 |
| Fraud | 0 | 0 | 0 | 0 | 0 | 0 | 0 |
| Embezzlement | 0 | 0 | 0 | 0 | 0 | 0 | 0 |
| Stolen Property; Buying, Receiving, Possessing | 0 | 0 | 0 | 0 | 0 | 0 | 0 |
| Vandalism | 0 | 0 | 0 | 0 | 0 | 0 | 0 |
| Weapons; Carrying, Possessing, etc. | 0 | 0 | 0 | 0 | 0 | 0 | 0 |
| Total Other Offense Violations: | 0 | 0 | 0 | 0 | 0 | 0 | 0 |

| Prostitution and Commercialized Vice: | White | Black | American Indian or Alaskan Native | Asian | Native Hawaiian or Other Pacific Islander | Hispanic or Latino | Not Hispanic or Latino |
|---|--------------|--------------|--|--------------|--|-------------------------------|---------------------------------------|
| Prostitution | 0 | 0 | 0 | 0 | 0 | 0 | 0 |
| Assisting or Promoting Prostitution | 0 | 0 | 0 | 0 | 0 | 0 | 0 |
| Purchasing Prostitution | 0 | 0 | 0 | 0 | 0 | 0 | 0 |
| Sex Offenses (Except Forcible Rape and Prostitution) | 0 | 0 | 0 | 0 | 0 | 0 | 0 |
| Total Prostitution & Commercialized Vice Violations: | 0 | 0 | 0 | 0 | 0 | 0 | 0 |

2016 College of Southern Nevada PD Arrests - Adults
By Race and Ethnicity

| Drug Abuse Violations: | White | Black | American Indian or Alaskan Native | Asian | Native Hawaiian or Other Pacific Islander | Hispanic or Latino | Not Hispanic or Latino |
|---|--------------|--------------|--|--------------|--|-------------------------------|---------------------------------------|
| Sale/Manufacturing: | | | | | | | |
| Opium or Cocaine and Their Derivatives (Morphine, Heroin, Codeine) | 0 | 0 | 0 | 0 | 0 | 0 | 0 |
| Marijuana | 1 | 0 | 0 | 0 | 0 | 0 | 1 |
| Synthetic Narcotics - Manufactured Narcotics Which Can Cause TrueDrug Addiction Demerol, Methadones) | 0 | 0 | 0 | 0 | 0 | 0 | 0 |
| Other - Dangerous Nonnarcotic Drugs (Barbiturates, Benzedrine) | 0 | 0 | 0 | 0 | 0 | 0 | 0 |
| Possession: | | | | | | | |
| Opium or Cocaine and Their Derivatives (Morphine, Heroin, Codeine) | 1 | 0 | 0 | 0 | 0 | 1 | 0 |
| Marijuana | 9 | 5 | 0 | 0 | 0 | 4 | 10 |
| Synthetic Narcotics - Manufactured Narcotics Which Can Cause TrueDrug Addiction (Demerol, Methadones) | 1 | 0 | 0 | 0 | 0 | 0 | 1 |
| Other - Dangerous Nonnarcotic Drugs (Barbiturates, Benzedrine) | 0 | 0 | 0 | 0 | 0 | 0 | 0 |
| Total Drug Abuse Violations: | 12 | 5 | 0 | 0 | 0 | 5 | 12 |

| Gambling: | White | Black | American Indian or Alaskan Native | Asian | Native Hawaiian or Other Pacific Islander | Hispanic or Latino | Not Hispanic or Latino |
|-----------------------------------|--------------|--------------|--|--------------|--|-------------------------------|---------------------------------------|
| Bookmaking (Horse and Sport Book) | 0 | 0 | 0 | 0 | 0 | 0 | 0 |
| Numbers and Lottery | 0 | 0 | 0 | 0 | 0 | 0 | 0 |
| All Other Gambling | 0 | 0 | 0 | 0 | 0 | 0 | 0 |
| Total Gambling Violations: | 0 | 0 | 0 | 0 | 0 | 0 | 0 |

| Miscellaneous: | White | Black | American Indian or Alaskan Native | Asian | Native Hawaiian or Other Pacific Islander | Hispanic or Latino | Not Hispanic or Latino |
|--|--------------|--------------|--|--------------|--|-------------------------------|---------------------------------------|
| Offenses Against the Family and Children | 0 | 0 | 0 | 0 | 0 | 0 | 0 |
| Driving Under the Influence | 0 | 0 | 0 | 0 | 0 | 0 | 0 |
| Liquor Laws | 3 | 0 | 0 | 0 | 0 | 2 | 1 |
| Drunkenness | 0 | 0 | 0 | 0 | 0 | 0 | 0 |
| Disorderly Conduct | 0 | 0 | 0 | 0 | 0 | 0 | 0 |
| Vagrancy | 0 | 0 | 0 | 0 | 0 | 0 | 0 |
| All Other Offenses (Except Traffic) | 8 | 3 | 0 | 0 | 0 | 1 | 10 |
| Suspicion | 0 | 0 | 0 | 0 | 0 | 0 | 0 |
| Total Miscellaneous Violations: | 11 | 3 | 0 | 0 | 0 | 3 | 11 |

| Human Trafficking: | White | Black | American Indian or Alaskan Native | Asian | Native Hawaiian or Other Pacific Islander | Hispanic or Latino | Not Hispanic or Latino |
|--|--------------|--------------|--|--------------|--|-------------------------------|---------------------------------------|
| Human Trafficking/ Commercial Sex Acts | 0 | 0 | 0 | 0 | 0 | 0 | 0 |
| Human Trafficking/ Involuntary Servitude | 0 | 0 | 0 | 0 | 0 | 0 | 0 |
| Total Human Trafficking Violations: | 0 | 0 | 0 | 0 | 0 | 0 | 0 |

2016 Henderson PD Arrests - Adults
By Race and Ethnicity

| Index Crimes: | White | Black | American Indian or Alaskan Native | Asian | Native Hawaiian or Other Pacific Islander | Hispanic or Latino | Not Hispanic or Latino |
|--|--------------|--------------|--|--------------|--|-------------------------------|---------------------------------------|
| Murder and Nonnegligent Manslaughter | 5 | 1 | 0 | 0 | 0 | 0 | 4 |
| Manslaughter by Negligence | 1 | 0 | 0 | 0 | 0 | 1 | 0 |
| Rape | 10 | 0 | 0 | 1 | 0 | 1 | 5 |
| Robbery | 39 | 32 | 0 | 2 | 0 | 8 | 46 |
| Aggravated Assault (Return A - 4a-d) | 96 | 34 | 0 | 2 | 3 | 16 | 102 |
| Burglary - Breaking or Entering | 135 | 61 | 1 | 1 | 1 | 26 | 139 |
| Larceny - Theft (Except Motor Vehicle Theft) | 587 | 152 | 1 | 25 | 5 | 101 | 481 |
| Motor Vehicle Theft | 26 | 3 | 0 | 0 | 0 | 5 | 18 |
| Arson | 3 | 2 | 0 | 0 | 0 | 0 | 4 |
| Total Index Crimes Violations: | 902 | 285 | 2 | 31 | 9 | 158 | 799 |

| Other Offenses: | White | Black | American Indian or Alaskan Native | Asian | Native Hawaiian or Other Pacific Islander | Hispanic or Latino | Not Hispanic or Latino |
|--|--------------|--------------|--|--------------|--|-------------------------------|---------------------------------------|
| Other Assaults (Return A - 4e) | 903 | 312 | 2 | 27 | 29 | 163 | 897 |
| Forgery and Counterfeiting | 23 | 8 | 0 | 2 | 0 | 3 | 25 |
| Fraud | 77 | 20 | 0 | 4 | 4 | 15 | 67 |
| Embezzlement | 20 | 4 | 1 | 0 | 3 | 4 | 19 |
| Stolen Property; Buying, Receiving, Possessing | 83 | 26 | 0 | 2 | 4 | 14 | 73 |
| Vandalism | 43 | 14 | 0 | 0 | 0 | 4 | 44 |
| Weapons; Carrying, Possessing, etc. | 57 | 13 | 0 | 1 | 1 | 8 | 50 |
| Total Other Offense Violations: | 1,206 | 397 | 3 | 36 | 41 | 211 | 1,175 |

| Prostitution and Commercialized Vice: | White | Black | American Indian or Alaskan Native | Asian | Native Hawaiian or Other Pacific Islander | Hispanic or Latino | Not Hispanic or Latino |
|---|--------------|--------------|--|--------------|--|-------------------------------|---------------------------------------|
| Prostitution | 1 | 0 | 0 | 1 | 0 | 1 | 1 |
| Assisting or Promoting Prostitution | 0 | 0 | 0 | 0 | 0 | 0 | 0 |
| Purchasing Prostitution | 0 | 0 | 0 | 0 | 0 | 0 | 0 |
| Sex Offenses (Except Forcible Rape and Prostitution) | 26 | 6 | 0 | 0 | 0 | 5 | 20 |
| Total Prostitution & Commercialized Vice Violations: | 27 | 6 | 0 | 1 | 0 | 6 | 21 |

2016 Henderson PD Arrests - Adults
By Race and Ethnicity

| Drug Abuse Violations: | White | Black | American Indian or Alaskan Native | Asian | Native Hawaiian or Other Pacific Islander | Hispanic or Latino | Not Hispanic or Latino |
|---|--------------|--------------|--|--------------|--|-------------------------------|---------------------------------------|
| Sale/Manufacturing: | | | | | | | |
| Opium or Cocaine and Their Derivatives (Morphine, Heroin, Codeine) | 0 | 0 | 0 | 0 | 0 | 0 | 0 |
| Marijuana | 0 | 0 | 0 | 0 | 0 | 0 | 0 |
| Synthetic Narcotics - Manufactured Narcotics Which Can Cause TrueDrug Addiction Demerol, Methadones) | 0 | 0 | 0 | 0 | 0 | 0 | 0 |
| Other - Dangerous Nonnarcotic Drugs (Barbiturates, Benezdrine) | 49 | 8 | 0 | 0 | 1 | 12 | 36 |
| Possession: | | | | | | | |
| Opium or Cocaine and Their Derivatives (Morphine, Heroin, Codeine) | 0 | 0 | 0 | 0 | 0 | 0 | 0 |
| Marijuana | 257 | 85 | 1 | 10 | 5 | 60 | 194 |
| Synthetic Narcotics - Manufactured Narcotics Which Can Cause TrueDrug Addiction (Demerol, Methadones) | 0 | 0 | 0 | 0 | 0 | 0 | 0 |
| Other - Dangerous Nonnarcotic Drugs (Barbiturates, Benezdrine) | 321 | 42 | 1 | 2 | 4 | 48 | 252 |
| Total Drug Abuse Violations: | 627 | 135 | 2 | 12 | 10 | 120 | 482 |

| Gambling: | White | Black | American Indian or Alaskan Native | Asian | Native Hawaiian or Other Pacific Islander | Hispanic or Latino | Not Hispanic or Latino |
|-----------------------------------|--------------|--------------|--|--------------|--|-------------------------------|---------------------------------------|
| Bookmaking (Horse and Sport Book) | 0 | 0 | 0 | 0 | 0 | 0 | 0 |
| Numbers and Lottery | 0 | 0 | 0 | 0 | 0 | 0 | 0 |
| All Other Gambling | 0 | 0 | 0 | 0 | 0 | 0 | 0 |
| Total Gambling Violations: | 0 | 0 | 0 | 0 | 0 | 0 | 0 |

| Miscellaneous: | White | Black | American Indian or Alaskan Native | Asian | Native Hawaiian or Other Pacific Islander | Hispanic or Latino | Not Hispanic or Latino |
|--|--------------|--------------|--|--------------|--|-------------------------------|---------------------------------------|
| Offenses Against the Family and Children | 76 | 23 | 0 | 3 | 0 | 19 | 62 |
| Driving Under the Influence | 453 | 50 | 2 | 14 | 5 | 81 | 351 |
| Liquor Laws | 71 | 7 | 2 | 0 | 1 | 13 | 55 |
| Drunkenness | 0 | 0 | 0 | 0 | 0 | 0 | 0 |
| Disorderly Conduct | 12 | 3 | 0 | 0 | 0 | 7 | 7 |
| Vagrancy | 4 | 0 | 0 | 0 | 0 | 0 | 4 |
| All Other Offenses (Except Traffic) | 3,550 | 976 | 4 | 69 | 30 | 632 | 3,232 |
| Suspicion | 0 | 0 | 0 | 0 | 0 | 0 | 0 |
| Total Miscellaneous Violations: | 4,166 | 1,059 | 8 | 86 | 36 | 752 | 3,711 |

| Human Trafficking: | White | Black | American Indian or Alaskan Native | Asian | Native Hawaiian or Other Pacific Islander | Hispanic or Latino | Not Hispanic or Latino |
|--|--------------|--------------|--|--------------|--|-------------------------------|---------------------------------------|
| Human Trafficking/ Commercial Sex Acts | 0 | 0 | 0 | 0 | 0 | 0 | 0 |
| Human Trafficking/ Involuntary Servitude | 0 | 0 | 0 | 0 | 0 | 0 | 0 |
| Total Human Trafficking Violations: | 0 | 0 | 0 | 0 | 0 | 0 | 0 |

2016 Las Vegas Metro Arrests - Adults
By Race and Ethnicity

| Index Crimes: | White | Black | American Indian or Alaskan Native | Asian | Native Hawaiian or Other Pacific Islander | Hispanic or Latino | Not Hispanic or Latino |
|--|--------------|--------------|--|--------------|--|-------------------------------|---------------------------------------|
| Murder and Nonnegligent Manslaughter | 55 | 49 | 0 | 4 | 0 | 25 | 83 |
| Manslaughter by Negligence | 0 | 0 | 0 | 0 | 0 | 0 | 0 |
| Rape | 85 | 41 | 1 | 8 | 0 | 45 | 90 |
| Robbery | 540 | 579 | 2 | 26 | 0 | 195 | 952 |
| Aggravated Assault (Return A - 4a-d) | 1,446 | 1,051 | 9 | 94 | 1 | 527 | 2,074 |
| Burglary - Breaking or Entering | 533 | 339 | 2 | 24 | 0 | 147 | 751 |
| Larceny - Theft (Except Motor Vehicle Theft) | 1,990 | 922 | 13 | 111 | 4 | 439 | 2,601 |
| Motor Vehicle Theft | 227 | 92 | 1 | 13 | 0 | 72 | 261 |
| Arson | 6 | 3 | 0 | 0 | 0 | 1 | 8 |
| Total Index Crimes Violations: | 4,882 | 3,076 | 28 | 280 | 5 | 1,451 | 6,820 |

| Other Offenses: | White | Black | American Indian or Alaskan Native | Asian | Native Hawaiian or Other Pacific Islander | Hispanic or Latino | Not Hispanic or Latino |
|--|--------------|--------------|--|--------------|--|-------------------------------|---------------------------------------|
| Other Assaults (Return A - 4e) | 5,460 | 3,116 | 56 | 430 | 5 | 1,950 | 7,117 |
| Forgery and Counterfeiting | 204 | 137 | 0 | 44 | 1 | 48 | 338 |
| Fraud | 564 | 288 | 3 | 52 | 0 | 107 | 800 |
| Embezzlement | 120 | 75 | 0 | 7 | 1 | 35 | 168 |
| Stolen Property; Buying, Receiving, Possessing | 633 | 312 | 2 | 30 | 0 | 196 | 781 |
| Vandalism | 437 | 209 | 4 | 23 | 0 | 157 | 516 |
| Weapons; Carrying, Possessing, etc. | 588 | 520 | 3 | 35 | 1 | 230 | 917 |
| Total Other Offense Violations: | 8,006 | 4,657 | 68 | 621 | 8 | 2,723 | 10,637 |

| Prostitution and Commercialized Vice: | White | Black | American Indian or Alaskan Native | Asian | Native Hawaiian or Other Pacific Islander | Hispanic or Latino | Not Hispanic or Latino |
|---|--------------|--------------|--|--------------|--|-------------------------------|---------------------------------------|
| Prostitution | 1,105 | 1,379 | 3 | 118 | 1 | 311 | 2,295 |
| Assisting or Promoting Prostitution | 14 | 18 | 0 | 0 | 0 | 5 | 27 |
| Purchasing Prostitution | 35 | 4 | 0 | 3 | 0 | 15 | 27 |
| Sex Offenses (Except Forcible Rape and Prostitution) | 336 | 143 | 1 | 22 | 1 | 102 | 401 |
| Total Prostitution & Commercialized Vice Violations: | 1,490 | 1,544 | 4 | 143 | 2 | 433 | 2,750 |

2016 Las Vegas Metro Arrests - Adults
By Race and Ethnicity

| Drug Abuse Violations: | White | Black | American Indian or Alaskan Native | Asian | Native Hawaiian or Other Pacific Islander | Hispanic or Latino | Not Hispanic or Latino |
|---|--------------|--------------|--|--------------|--|-------------------------------|---------------------------------------|
| Sale/Manufacturing: | | | | | | | |
| Opium or Cocaine and Their Derivatives (Morphine, Heroin, Codeine) | 186 | 166 | 2 | 12 | 0 | 81 | 285 |
| Marijuana | 166 | 304 | 0 | 12 | 0 | 53 | 429 |
| Synthetic Narcotics - Manufactured Narcotics Which Can Cause TrueDrug Addiction Demerol, Methadones) | 158 | 51 | 1 | 11 | 0 | 61 | 160 |
| Other - Dangerous Nonnarcotic Drugs (Barbiturates, Benezdrine) | 232 | 92 | 1 | 13 | 0 | 85 | 253 |
| Possession: | | | | | | | |
| Opium or Cocaine and Their Derivatives (Morphine, Heroin, Codeine) | 564 | 245 | 2 | 19 | 0 | 118 | 712 |
| Marijuana | 1,401 | 1,619 | 3 | 65 | 2 | 493 | 2,597 |
| Synthetic Narcotics - Manufactured Narcotics Which Can Cause TrueDrug Addiction (Demerol, Methadones) | 809 | 295 | 2 | 55 | 0 | 225 | 936 |
| Other - Dangerous Nonnarcotic Drugs (Barbiturates, Benezdrine) | 1,134 | 470 | 5 | 62 | 0 | 314 | 1,357 |
| Total Drug Abuse Violations: | 4,650 | 3,242 | 16 | 249 | 2 | 1,430 | 6,729 |

| Gambling: | White | Black | American Indian or Alaskan Native | Asian | Native Hawaiian or Other Pacific Islander | Hispanic or Latino | Not Hispanic or Latino |
|-----------------------------------|--------------|--------------|--|--------------|--|-------------------------------|---------------------------------------|
| Bookmaking (Horse and Sport Book) | 0 | 0 | 0 | 0 | 0 | 0 | 0 |
| Numbers and Lottery | 0 | 0 | 0 | 0 | 0 | 0 | 0 |
| All Other Gambling | 0 | 0 | 0 | 0 | 0 | 0 | 0 |
| Total Gambling Violations: | 0 | 0 | 0 | 0 | 0 | 0 | 0 |

| Miscellaneous: | White | Black | American Indian or Alaskan Native | Asian | Native Hawaiian or Other Pacific Islander | Hispanic or Latino | Not Hispanic or Latino |
|--|---------------|---------------|--|--------------|--|-------------------------------|---------------------------------------|
| Offenses Against the Family and Children | 95 | 56 | 0 | 8 | 1 | 34 | 126 |
| Driving Under the Influence | 3,368 | 823 | 36 | 209 | 4 | 1,366 | 3,074 |
| Liquor Laws | 699 | 377 | 17 | 16 | 1 | 213 | 897 |
| Drunkenness | 0 | 0 | 0 | 0 | 0 | 0 | 0 |
| Disorderly Conduct | 208 | 108 | 1 | 7 | 1 | 68 | 257 |
| Vagrancy | 962 | 337 | 20 | 34 | 3 | 109 | 1,247 |
| All Other Offenses (Except Traffic) | 14,085 | 9,224 | 112 | 712 | 21 | 3,278 | 20,876 |
| Suspicion | 0 | 0 | 0 | 0 | 0 | 0 | 0 |
| Total Miscellaneous Violations: | 19,417 | 10,925 | 186 | 986 | 31 | 5,068 | 26,477 |

| Human Trafficking: | White | Black | American Indian or Alaskan Native | Asian | Native Hawaiian or Other Pacific Islander | Hispanic or Latino | Not Hispanic or Latino |
|--|--------------|--------------|--|--------------|--|-------------------------------|---------------------------------------|
| Human Trafficking/ Commercial Sex Acts | 3 | 27 | 0 | 0 | 0 | 2 | 28 |
| Human Trafficking/ Involuntary Servitude | 1 | 6 | 0 | 0 | 0 | 0 | 7 |
| Total Human Trafficking Violations: | 4 | 33 | 0 | 0 | 0 | 2 | 35 |

2016 Mesquite PD Arrests - Adults
By Race and Ethnicity

| Index Crimes: | White | Black | American Indian or Alaskan Native | Asian | Native Hawaiian or Other Pacific Islander | Hispanic or Latino | Not Hispanic or Latino |
|--|--------------|--------------|--|--------------|--|-------------------------------|---------------------------------------|
| Murder and Nonnegligent Manslaughter | 0 | 0 | 0 | 0 | 0 | 0 | 0 |
| Manslaughter by Negligence | 0 | 0 | 0 | 0 | 0 | 0 | 0 |
| Rape | 2 | 0 | 0 | 0 | 0 | 1 | 1 |
| Robbery | 2 | 0 | 0 | 0 | 0 | 0 | 2 |
| Aggravated Assault (Return A - 4a-d) | 5 | 0 | 0 | 0 | 0 | 2 | 3 |
| Burglary - Breaking or Entering | 10 | 2 | 0 | 0 | 0 | 4 | 8 |
| Larceny - Theft (Except Motor Vehicle Theft) | 52 | 4 | 5 | 0 | 0 | 6 | 55 |
| Motor Vehicle Theft | 1 | 0 | 0 | 0 | 0 | 0 | 1 |
| Arson | 0 | 0 | 0 | 0 | 0 | 0 | 0 |
| Total Index Crimes Violations: | 72 | 6 | 5 | 0 | 0 | 13 | 70 |

| Other Offenses: | White | Black | American Indian or Alaskan Native | Asian | Native Hawaiian or Other Pacific Islander | Hispanic or Latino | Not Hispanic or Latino |
|--|--------------|--------------|--|--------------|--|-------------------------------|---------------------------------------|
| Other Assaults (Return A - 4e) | 98 | 2 | 6 | 3 | 0 | 21 | 88 |
| Forgery and Counterfeiting | 0 | 0 | 0 | 0 | 0 | 0 | 0 |
| Fraud | 6 | 0 | 0 | 0 | 0 | 1 | 5 |
| Embezzlement | 2 | 0 | 0 | 0 | 0 | 1 | 1 |
| Stolen Property; Buying, Receiving, Possessing | 8 | 0 | 0 | 0 | 0 | 0 | 8 |
| Vandalism | 12 | 0 | 2 | 0 | 0 | 2 | 12 |
| Weapons; Carrying, Possessing, etc. | 6 | 0 | 1 | 0 | 0 | 0 | 7 |
| Total Other Offense Violations: | 132 | 2 | 9 | 3 | 0 | 25 | 121 |

| Prostitution and Commercialized Vice: | White | Black | American Indian or Alaskan Native | Asian | Native Hawaiian or Other Pacific Islander | Hispanic or Latino | Not Hispanic or Latino |
|---|--------------|--------------|--|--------------|--|-------------------------------|---------------------------------------|
| Prostitution | 1 | 0 | 0 | 0 | 0 | 0 | 1 |
| Assisting or Promoting Prostitution | 0 | 0 | 0 | 0 | 0 | 0 | 0 |
| Purchasing Prostitution | 0 | 0 | 0 | 0 | 0 | 0 | 0 |
| Sex Offenses (Except Forcible Rape and Prostitution) | 4 | 0 | 0 | 0 | 0 | 1 | 3 |
| Total Prostitution & Commercialized Vice Violations: | 5 | 0 | 0 | 0 | 0 | 1 | 4 |

2016 Mesquite PD Arrests - Adults
By Race and Ethnicity

| Drug Abuse Violations: | White | Black | American Indian or Alaskan Native | Asian | Native Hawaiian or Other Pacific Islander | Hispanic or Latino | Not Hispanic or Latino |
|---|--------------|--------------|--|--------------|--|-------------------------------|---------------------------------------|
| Sale/Manufacturing: | | | | | | | |
| Opium or Cocaine and Their Derivatives (Morphine, Heroin, Codeine) | 1 | 0 | 0 | 0 | 0 | 0 | 1 |
| Marijuana | 0 | 0 | 0 | 0 | 0 | 0 | 0 |
| Synthetic Narcotics - Manufactured Narcotics Which Can Cause TrueDrug Addiction Demerol, Methadones) | 1 | 0 | 0 | 0 | 0 | 0 | 1 |
| Other - Dangerous Nonnarcotic Drugs (Barbiturates, Benzadrine) | 32 | 0 | 0 | 0 | 0 | 7 | 25 |
| Possession: | | | | | | | |
| Opium or Cocaine and Their Derivatives (Morphine, Heroin, Codeine) | 0 | 0 | 0 | 0 | 0 | 0 | 0 |
| Marijuana | 42 | 3 | 1 | 1 | 0 | 9 | 38 |
| Synthetic Narcotics - Manufactured Narcotics Which Can Cause TrueDrug Addiction (Demerol, Methadones) | 0 | 0 | 0 | 0 | 0 | 0 | 0 |
| Other - Dangerous Nonnarcotic Drugs (Barbiturates, Benzadrine) | 84 | 1 | 7 | 1 | 0 | 12 | 81 |
| Total Drug Abuse Violations: | 160 | 4 | 8 | 2 | 0 | 28 | 146 |

| Gambling: | White | Black | American Indian or Alaskan Native | Asian | Native Hawaiian or Other Pacific Islander | Hispanic or Latino | Not Hispanic or Latino |
|-----------------------------------|--------------|--------------|--|--------------|--|-------------------------------|---------------------------------------|
| Bookmaking (Horse and Sport Book) | 0 | 0 | 0 | 0 | 0 | 0 | 0 |
| Numbers and Lottery | 0 | 0 | 0 | 0 | 0 | 0 | 0 |
| All Other Gambling | 19 | 0 | 0 | 0 | 0 | 4 | 15 |
| Total Gambling Violations: | 19 | 0 | 0 | 0 | 0 | 4 | 15 |

| Miscellaneous: | White | Black | American Indian or Alaskan Native | Asian | Native Hawaiian or Other Pacific Islander | Hispanic or Latino | Not Hispanic or Latino |
|--|--------------|--------------|--|--------------|--|-------------------------------|---------------------------------------|
| Offenses Against the Family and Children | 7 | 0 | 0 | 0 | 0 | 1 | 6 |
| Driving Under the Influence | 60 | 1 | 3 | 0 | 0 | 18 | 46 |
| Liquor Laws | 21 | 0 | 1 | 0 | 0 | 6 | 16 |
| Drunkenness | 2 | 0 | 0 | 0 | 0 | 1 | 1 |
| Disorderly Conduct | 48 | 1 | 2 | 1 | 0 | 9 | 43 |
| Vagrancy | 0 | 0 | 0 | 0 | 0 | 0 | 0 |
| All Other Offenses (Except Traffic) | 47 | 1 | 6 | 1 | 0 | 10 | 45 |
| Suspicion | 0 | 0 | 0 | 0 | 0 | 0 | 0 |
| Total Miscellaneous Violations: | 185 | 3 | 12 | 2 | 0 | 45 | 157 |

| Human Trafficking: | White | Black | American Indian or Alaskan Native | Asian | Native Hawaiian or Other Pacific Islander | Hispanic or Latino | Not Hispanic or Latino |
|--|--------------|--------------|--|--------------|--|-------------------------------|---------------------------------------|
| Human Trafficking/ Commercial Sex Acts | 0 | 0 | 0 | 0 | 0 | 0 | 0 |
| Human Trafficking/ Involuntary Servitude | 0 | 0 | 0 | 0 | 0 | 0 | 0 |
| Total Human Trafficking Violations: | 0 | 0 | 0 | 0 | 0 | 0 | 0 |

2016 North Las Vegas PD Arrests - Adults
By Race and Ethnicity

| Index Crimes: | White | Black | American Indian or Alaskan Native | Asian | Native Hawaiian or Other Pacific Islander | Hispanic or Latino | Not Hispanic or Latino |
|--|--------------|--------------|--|--------------|--|-------------------------------|---------------------------------------|
| Murder and Nonnegligent Manslaughter | 5 | 6 | 0 | 0 | 0 | 3 | 8 |
| Manslaughter by Negligence | 0 | 0 | 0 | 0 | 0 | 0 | 0 |
| Rape | 1 | 3 | 0 | 1 | 0 | 1 | 4 |
| Robbery | 37 | 74 | 0 | 0 | 0 | 26 | 85 |
| Aggravated Assault (Return A - 4a-d) | 270 | 260 | 0 | 10 | 0 | 153 | 387 |
| Burglary - Breaking or Entering | 61 | 52 | 0 | 3 | 0 | 34 | 82 |
| Larceny - Theft (Except Motor Vehicle Theft) | 215 | 172 | 2 | 7 | 2 | 66 | 332 |
| Motor Vehicle Theft | 23 | 13 | 0 | 0 | 0 | 16 | 20 |
| Arson | 4 | 0 | 0 | 0 | 0 | 2 | 2 |
| Total Index Crimes Violations: | 616 | 580 | 2 | 21 | 2 | 301 | 920 |

| Other Offenses: | White | Black | American Indian or Alaskan Native | Asian | Native Hawaiian or Other Pacific Islander | Hispanic or Latino | Not Hispanic or Latino |
|--|--------------|--------------|--|--------------|--|-------------------------------|---------------------------------------|
| Other Assaults (Return A - 4e) | 268 | 269 | 1 | 14 | 3 | 141 | 414 |
| Forgery and Counterfeiting | 7 | 7 | 0 | 0 | 0 | 3 | 11 |
| Fraud | 24 | 12 | 0 | 3 | 0 | 7 | 32 |
| Embezzlement | 4 | 11 | 0 | 0 | 0 | 3 | 12 |
| Stolen Property; Buying, Receiving, Possessing | 56 | 28 | 1 | 2 | 0 | 30 | 57 |
| Vandalism | 34 | 34 | 1 | 3 | 0 | 21 | 51 |
| Weapons; Carrying, Possessing, etc. | 35 | 27 | 1 | 1 | 0 | 20 | 44 |
| Total Other Offense Violations: | 428 | 388 | 4 | 23 | 3 | 225 | 621 |

| Prostitution and Commercialized Vice: | White | Black | American Indian or Alaskan Native | Asian | Native Hawaiian or Other Pacific Islander | Hispanic or Latino | Not Hispanic or Latino |
|---|--------------|--------------|--|--------------|--|-------------------------------|---------------------------------------|
| Prostitution | 0 | 0 | 0 | 0 | 0 | 0 | 0 |
| Assisting or Promoting Prostitution | 0 | 0 | 0 | 0 | 0 | 0 | 0 |
| Purchasing Prostitution | 0 | 0 | 0 | 0 | 0 | 0 | 0 |
| Sex Offenses (Except Forcible Rape and Prostitution) | 5 | 3 | 0 | 1 | 0 | 3 | 6 |
| Total Prostitution & Commercialized Vice Violations: | 5 | 3 | 0 | 1 | 0 | 3 | 6 |

2016 North Las Vegas PD Arrests - Adults
By Race and Ethnicity

| Drug Abuse Violations: | White | Black | American Indian or Alaskan Native | Asian | Native Hawaiian or Other Pacific Islander | Hispanic or Latino | Not Hispanic or Latino |
|---|--------------|--------------|--|--------------|--|-------------------------------|---------------------------------------|
| Sale/Manufacturing: | | | | | | | |
| Opium or Cocaine and Their Derivatives (Morphine, Heroin, Codeine) | 11 | 0 | 0 | 0 | 0 | 11 | 0 |
| Marijuana | 4 | 6 | 0 | 0 | 0 | 2 | 8 |
| Synthetic Narcotics - Manufactured Narcotics Which Can Cause TrueDrug Addiction Demerol, Methadones) | 0 | 0 | 0 | 0 | 0 | 0 | 0 |
| Other - Dangerous Nonnarcotic Drugs (Barbiturates, Benezdrine) | 9 | 3 | 0 | 0 | 0 | 6 | 6 |
| Possession: | | | | | | | |
| Opium or Cocaine and Their Derivatives (Morphine, Heroin, Codeine) | 63 | 23 | 0 | 0 | 0 | 34 | 52 |
| Marijuana | 156 | 182 | 1 | 9 | 0 | 98 | 250 |
| Synthetic Narcotics - Manufactured Narcotics Which Can Cause TrueDrug Addiction (Demerol, Methadones) | 11 | 9 | 0 | 1 | 0 | 1 | 20 |
| Other - Dangerous Nonnarcotic Drugs (Barbiturates, Benezdrine) | 287 | 83 | 2 | 9 | 2 | 180 | 203 |
| Total Drug Abuse Violations: | 541 | 306 | 3 | 19 | 2 | 332 | 539 |

| Gambling: | White | Black | American Indian or Alaskan Native | Asian | Native Hawaiian or Other Pacific Islander | Hispanic or Latino | Not Hispanic or Latino |
|-----------------------------------|--------------|--------------|--|--------------|--|-------------------------------|---------------------------------------|
| Bookmaking (Horse and Sport Book) | 0 | 0 | 0 | 0 | 0 | 0 | 0 |
| Numbers and Lottery | 0 | 0 | 0 | 0 | 0 | 0 | 0 |
| All Other Gambling | 0 | 0 | 0 | 0 | 0 | 0 | 0 |
| Total Gambling Violations: | 0 | 0 | 0 | 0 | 0 | 0 | 0 |

| Miscellaneous: | White | Black | American Indian or Alaskan Native | Asian | Native Hawaiian or Other Pacific Islander | Hispanic or Latino | Not Hispanic or Latino |
|--|--------------|--------------|--|--------------|--|-------------------------------|---------------------------------------|
| Offenses Against the Family and Children | 14 | 16 | 0 | 0 | 0 | 11 | 19 |
| Driving Under the Influence | 274 | 102 | 2 | 7 | 0 | 193 | 192 |
| Liquor Laws | 2 | 1 | 0 | 0 | 0 | 1 | 2 |
| Drunkenness | 0 | 0 | 0 | 0 | 0 | 0 | 0 |
| Disorderly Conduct | 58 | 38 | 1 | 1 | 0 | 26 | 72 |
| Vagrancy | 0 | 0 | 0 | 0 | 0 | 0 | 0 |
| All Other Offenses (Except Traffic) | 943 | 759 | 5 | 24 | 4 | 554 | 1,181 |
| Suspicion | 0 | 0 | 0 | 0 | 0 | 0 | 0 |
| Total Miscellaneous Violations: | 1,291 | 916 | 8 | 32 | 4 | 785 | 1,466 |

| Human Trafficking: | White | Black | American Indian or Alaskan Native | Asian | Native Hawaiian or Other Pacific Islander | Hispanic or Latino | Not Hispanic or Latino |
|--|--------------|--------------|--|--------------|--|-------------------------------|---------------------------------------|
| Human Trafficking/ Commercial Sex Acts | 0 | 0 | 0 | 0 | 0 | 0 | 0 |
| Human Trafficking/ Involuntary Servitude | 0 | 0 | 0 | 0 | 0 | 0 | 0 |
| Total Human Trafficking Violations: | 0 | 0 | 0 | 0 | 0 | 0 | 0 |

2016 UNLV PD Arrests - Adults
By Race and Ethnicity

| Index Crimes: | White | Black | American Indian or Alaskan Native | Asian | Native Hawaiian or Other Pacific Islander | Hispanic or Latino | Not Hispanic or Latino |
|--|--------------|--------------|--|--------------|--|-------------------------------|---------------------------------------|
| Murder and Nonnegligent Manslaughter | 0 | 0 | 0 | 0 | 0 | 0 | 0 |
| Manslaughter by Negligence | 0 | 0 | 0 | 0 | 0 | 0 | 0 |
| Rape | 0 | 0 | 0 | 0 | 0 | 0 | 0 |
| Robbery | 0 | 0 | 0 | 0 | 0 | 0 | 0 |
| Aggravated Assault (Return A - 4a-d) | 1 | 1 | 0 | 0 | 0 | 0 | 2 |
| Burglary - Breaking or Entering | 0 | 2 | 0 | 1 | 0 | 0 | 3 |
| Larceny - Theft (Except Motor Vehicle Theft) | 6 | 6 | 0 | 0 | 0 | 1 | 11 |
| Motor Vehicle Theft | 3 | 0 | 0 | 0 | 1 | 0 | 4 |
| Arson | 0 | 0 | 0 | 0 | 0 | 0 | 0 |
| Total Index Crimes Violations: | 10 | 9 | 0 | 1 | 1 | 1 | 20 |

| Other Offenses: | White | Black | American Indian or Alaskan Native | Asian | Native Hawaiian or Other Pacific Islander | Hispanic or Latino | Not Hispanic or Latino |
|--|--------------|--------------|--|--------------|--|-------------------------------|---------------------------------------|
| Other Assaults (Return A - 4e) | 4 | 5 | 0 | 1 | 0 | 0 | 10 |
| Forgery and Counterfeiting | 0 | 0 | 0 | 0 | 0 | 0 | 0 |
| Fraud | 0 | 0 | 0 | 0 | 0 | 0 | 0 |
| Embezzlement | 0 | 0 | 0 | 0 | 0 | 0 | 0 |
| Stolen Property; Buying, Receiving, Possessing | 1 | 0 | 0 | 0 | 0 | 0 | 1 |
| Vandalism | 0 | 0 | 0 | 0 | 0 | 0 | 0 |
| Weapons; Carrying, Possessing, etc. | 1 | 3 | 0 | 2 | 0 | 2 | 4 |
| Total Other Offense Violations: | 6 | 8 | 0 | 3 | 0 | 2 | 15 |

| Prostitution and Commercialized Vice: | White | Black | American Indian or Alaskan Native | Asian | Native Hawaiian or Other Pacific Islander | Hispanic or Latino | Not Hispanic or Latino |
|---|--------------|--------------|--|--------------|--|-------------------------------|---------------------------------------|
| Prostitution | 0 | 0 | 0 | 0 | 0 | 0 | 0 |
| Assisting or Promoting Prostitution | 0 | 0 | 0 | 0 | 0 | 0 | 0 |
| Purchasing Prostitution | 0 | 0 | 0 | 0 | 0 | 0 | 0 |
| Sex Offenses (Except Forcible Rape and Prostitution) | 4 | 1 | 0 | 1 | 0 | 2 | 4 |
| Total Prostitution & Commercialized Vice Violations: | 4 | 1 | 0 | 1 | 0 | 2 | 4 |

2016 UNLV PD Arrests - Adults
By Race and Ethnicity

| Drug Abuse Violations: | White | Black | American Indian or Alaskan Native | Asian | Native Hawaiian or Other Pacific Islander | Hispanic or Latino | Not Hispanic or Latino |
|---|-----------|----------|-----------------------------------|----------|---|--------------------|------------------------|
| Sale/Manufacturing: | | | | | | | |
| Opium or Cocaine and Their Derivatives (Morphine, Heroin, Codeine) | 0 | 0 | 0 | 0 | 0 | 0 | 0 |
| Marijuana | 0 | 0 | 0 | 0 | 0 | 0 | 0 |
| Synthetic Narcotics - Manufactured Narcotics Which Can Cause TrueDrug Addiction Demerol, Methadones) | 0 | 1 | 0 | 0 | 0 | 0 | 1 |
| Other - Dangerous Nonnarcotic Drugs (Barbiturates, Benzedrine) | 0 | 0 | 0 | 0 | 0 | 0 | 0 |
| Possession: | | | | | | | |
| Opium or Cocaine and Their Derivatives (Morphine, Heroin, Codeine) | 0 | 0 | 0 | 0 | 0 | 0 | 0 |
| Marijuana | 16 | 6 | 0 | 4 | 0 | 1 | 25 |
| Synthetic Narcotics - Manufactured Narcotics Which Can Cause TrueDrug Addiction (Demerol, Methadones) | 4 | 0 | 0 | 0 | 0 | 1 | 3 |
| Other - Dangerous Nonnarcotic Drugs (Barbiturates, Benzedrine) | 0 | 0 | 0 | 0 | 0 | 0 | 0 |
| Total Drug Abuse Violations: | 20 | 7 | 0 | 4 | 0 | 2 | 29 |

| Gambling: | White | Black | American Indian or Alaskan Native | Asian | Native Hawaiian or Other Pacific Islander | Hispanic or Latino | Not Hispanic or Latino |
|-----------------------------------|----------|----------|-----------------------------------|----------|---|--------------------|------------------------|
| Bookmaking (Horse and Sport Book) | 0 | 0 | 0 | 0 | 0 | 0 | 0 |
| Numbers and Lottery | 0 | 0 | 0 | 0 | 0 | 0 | 0 |
| All Other Gambling | 0 | 0 | 0 | 0 | 0 | 0 | 0 |
| Total Gambling Violations: | 0 | 0 | 0 | 0 | 0 | 0 | 0 |

| Miscellaneous: | White | Black | American Indian or Alaskan Native | Asian | Native Hawaiian or Other Pacific Islander | Hispanic or Latino | Not Hispanic or Latino |
|--|-----------|-----------|-----------------------------------|----------|---|--------------------|------------------------|
| Offenses Against the Family and Children | 0 | 0 | 0 | 0 | 0 | 0 | 0 |
| Driving Under the Influence | 3 | 1 | 0 | 0 | 0 | 1 | 3 |
| Liquor Laws | 10 | 2 | 0 | 5 | 1 | 4 | 14 |
| Drunkenness | 0 | 0 | 0 | 0 | 0 | 0 | 0 |
| Disorderly Conduct | 2 | 0 | 0 | 0 | 0 | 1 | 1 |
| Vagrancy | 0 | 0 | 0 | 0 | 0 | 0 | 0 |
| All Other Offenses (Except Traffic) | 12 | 18 | 0 | 1 | 0 | 4 | 27 |
| Suspicion | 0 | 0 | 0 | 0 | 0 | 0 | 0 |
| Total Miscellaneous Violations: | 27 | 21 | 0 | 6 | 1 | 10 | 45 |

| Human Trafficking: | White | Black | American Indian or Alaskan Native | Asian | Native Hawaiian or Other Pacific Islander | Hispanic or Latino | Not Hispanic or Latino |
|--|----------|----------|-----------------------------------|----------|---|--------------------|------------------------|
| Human Trafficking/ Commercial Sex Acts | 0 | 0 | 0 | 0 | 0 | 0 | 0 |
| Human Trafficking/ Involuntary Servitude | 0 | 0 | 0 | 0 | 0 | 0 | 0 |
| Total Human Trafficking Violations: | 0 | 0 | 0 | 0 | 0 | 0 | 0 |

2016 Douglas County Arrests - Adults
By Race and Ethnicity

| Index Crimes: | White | Black | American Indian or Alaskan Native | Asian | Native Hawaiian or Other Pacific Islander | Hispanic or Latino | Not Hispanic or Latino |
|--|--------------|--------------|--|--------------|--|-------------------------------|---------------------------------------|
| Murder and Nonnegligent Manslaughter | 2 | 0 | 0 | 0 | 0 | 0 | 0 |
| Manslaughter by Negligence | 0 | 0 | 0 | 0 | 0 | 0 | 0 |
| Rape | 1 | 0 | 0 | 0 | 0 | 0 | 0 |
| Robbery | 4 | 0 | 1 | 0 | 0 | 0 | 1 |
| Aggravated Assault (Return A - 4a-d) | 21 | 1 | 1 | 0 | 0 | 0 | 4 |
| Burglary - Breaking or Entering | 28 | 1 | 0 | 0 | 0 | 0 | 3 |
| Larceny - Theft (Except Motor Vehicle Theft) | 100 | 3 | 16 | 0 | 0 | 0 | 11 |
| Motor Vehicle Theft | 2 | 0 | 0 | 0 | 0 | 0 | 0 |
| Arson | 0 | 0 | 0 | 0 | 0 | 0 | 0 |
| Total Index Crimes Violations: | 158 | 5 | 18 | 0 | 0 | 0 | 19 |

| Other Offenses: | White | Black | American Indian or Alaskan Native | Asian | Native Hawaiian or Other Pacific Islander | Hispanic or Latino | Not Hispanic or Latino |
|--|--------------|--------------|--|--------------|--|-------------------------------|---------------------------------------|
| Other Assaults (Return A - 4e) | 208 | 8 | 3 | 2 | 0 | 0 | 0 |
| Forgery and Counterfeiting | 2 | 0 | 0 | 0 | 0 | 0 | 0 |
| Fraud | 19 | 2 | 0 | 1 | 0 | 0 | 2 |
| Embezzlement | 3 | 1 | 1 | 0 | 0 | 0 | 0 |
| Stolen Property; Buying, Receiving, Possessing | 13 | 0 | 1 | 1 | 0 | 0 | 0 |
| Vandalism | 16 | 1 | 0 | 0 | 0 | 0 | 0 |
| Weapons; Carrying, Possessing, etc. | 10 | 1 | 0 | 0 | 0 | 0 | 0 |
| Total Other Offense Violations: | 271 | 13 | 5 | 4 | 0 | 0 | 2 |

| Prostitution and Commercialized Vice: | White | Black | American Indian or Alaskan Native | Asian | Native Hawaiian or Other Pacific Islander | Hispanic or Latino | Not Hispanic or Latino |
|---|--------------|--------------|--|--------------|--|-------------------------------|---------------------------------------|
| Prostitution | 3 | 1 | 0 | 0 | 0 | 0 | 0 |
| Assisting or Promoting Prostitution | 0 | 0 | 0 | 0 | 0 | 0 | 0 |
| Purchasing Prostitution | 0 | 0 | 0 | 0 | 0 | 0 | 0 |
| Sex Offenses (Except Forcible Rape and Prostitution) | 2 | 0 | 0 | 0 | 0 | 0 | 0 |
| Total Prostitution & Commercialized Vice Violations: | 5 | 1 | 0 | 0 | 0 | 0 | 0 |

2016 Douglas County Arrests - Adults
By Race and Ethnicity

| Drug Abuse Violations: | White | Black | American Indian or Alaskan Native | Asian | Native Hawaiian or Other Pacific Islander | Hispanic or Latino | Not Hispanic or Latino |
|---|------------|----------|-----------------------------------|----------|---|--------------------|------------------------|
| Sale/Manufacturing: | | | | | | | |
| Opium or Cocaine and Their Derivatives (Morphine, Heroin, Codeine) | 5 | 1 | 0 | 1 | 0 | 0 | 0 |
| Marijuana | 0 | 0 | 0 | 0 | 0 | 0 | 0 |
| Synthetic Narcotics - Manufactured Narcotics Which Can Cause TrueDrug Addiction Demerol, Methadones) | 8 | 1 | 0 | 0 | 0 | 0 | 0 |
| Other - Dangerous Nonnarcotic Drugs (Barbiturates, Benzedrine) | 9 | 0 | 2 | 0 | 0 | 0 | 0 |
| Possession: | | | | | | | |
| Opium or Cocaine and Their Derivatives (Morphine, Heroin, Codeine) | 2 | 0 | 0 | 0 | 0 | 0 | 0 |
| Marijuana | 121 | 5 | 1 | 3 | 0 | 0 | 0 |
| Synthetic Narcotics - Manufactured Narcotics Which Can Cause TrueDrug Addiction (Demerol, Methadones) | 1 | 0 | 0 | 0 | 0 | 0 | 0 |
| Other - Dangerous Nonnarcotic Drugs (Barbiturates, Benzedrine) | 62 | 1 | 3 | 1 | 0 | 0 | 0 |
| Total Drug Abuse Violations: | 208 | 8 | 6 | 5 | 0 | 0 | 0 |

| Gambling: | White | Black | American Indian or Alaskan Native | Asian | Native Hawaiian or Other Pacific Islander | Hispanic or Latino | Not Hispanic or Latino |
|-----------------------------------|----------|----------|-----------------------------------|----------|---|--------------------|------------------------|
| Bookmaking (Horse and Sport Book) | 0 | 0 | 0 | 0 | 0 | 0 | 0 |
| Numbers and Lottery | 0 | 0 | 0 | 0 | 0 | 0 | 0 |
| All Other Gambling | 0 | 0 | 0 | 1 | 0 | 0 | 0 |
| Total Gambling Violations: | 0 | 0 | 0 | 1 | 0 | 0 | 0 |

| Miscellaneous: | White | Black | American Indian or Alaskan Native | Asian | Native Hawaiian or Other Pacific Islander | Hispanic or Latino | Not Hispanic or Latino |
|--|------------|-----------|-----------------------------------|-----------|---|--------------------|------------------------|
| Offenses Against the Family and Children | 17 | 1 | 0 | 0 | 0 | 0 | 0 |
| Driving Under the Influence | 155 | 2 | 6 | 1 | 0 | 0 | 0 |
| Liquor Laws | 92 | 3 | 3 | 2 | 0 | 0 | 0 |
| Drunkenness | 12 | 0 | 0 | 0 | 0 | 0 | 0 |
| Disorderly Conduct | 78 | 3 | 6 | 2 | 0 | 0 | 0 |
| Vagrancy | 2 | 0 | 0 | 0 | 0 | 0 | 0 |
| All Other Offenses (Except Traffic) | 499 | 25 | 29 | 11 | 0 | 0 | 0 |
| Suspicion | 0 | 0 | 0 | 0 | 0 | 0 | 0 |
| Total Miscellaneous Violations: | 855 | 34 | 44 | 16 | 0 | 0 | 0 |

| Human Trafficking: | White | Black | American Indian or Alaskan Native | Asian | Native Hawaiian or Other Pacific Islander | Hispanic or Latino | Not Hispanic or Latino |
|--|----------|----------|-----------------------------------|----------|---|--------------------|------------------------|
| Human Trafficking/ Commercial Sex Acts | 0 | 0 | 0 | 0 | 0 | 0 | 0 |
| Human Trafficking/ Involuntary Servitude | 0 | 0 | 0 | 0 | 0 | 0 | 0 |
| Total Human Trafficking Violations: | 0 | 0 | 0 | 0 | 0 | 0 | 0 |

2016 Elko County Arrests - Adults
By Race and Ethnicity

| Index Crimes: | White | Black | American Indian or Alaskan Native | Asian | Native Hawaiian or Other Pacific Islander | Hispanic or Latino | Not Hispanic or Latino |
|--|--------------|--------------|--|--------------|--|-------------------------------|---------------------------------------|
| Murder and Nonnegligent Manslaughter | 4 | 0 | 0 | 0 | 0 | 1 | 3 |
| Manslaughter by Negligence | 0 | 0 | 0 | 0 | 0 | 0 | 0 |
| Rape | 1 | 0 | 0 | 0 | 0 | 1 | 0 |
| Robbery | 5 | 0 | 0 | 0 | 0 | 3 | 2 |
| Aggravated Assault (Return A - 4a-d) | 34 | 4 | 3 | 0 | 0 | 6 | 35 |
| Burglary - Breaking or Entering | 35 | 0 | 0 | 0 | 0 | 4 | 31 |
| Larceny - Theft (Except Motor Vehicle Theft) | 40 | 0 | 2 | 1 | 1 | 7 | 37 |
| Motor Vehicle Theft | 7 | 2 | 1 | 0 | 0 | 2 | 8 |
| Arson | 0 | 0 | 0 | 0 | 0 | 0 | 0 |
| Total Index Crimes Violations: | 126 | 6 | 6 | 1 | 1 | 24 | 116 |

| Other Offenses: | White | Black | American Indian or Alaskan Native | Asian | Native Hawaiian or Other Pacific Islander | Hispanic or Latino | Not Hispanic or Latino |
|--|--------------|--------------|--|--------------|--|-------------------------------|---------------------------------------|
| Other Assaults (Return A - 4e) | 136 | 4 | 12 | 0 | 1 | 23 | 130 |
| Forgery and Counterfeiting | 19 | 2 | 0 | 0 | 0 | 0 | 21 |
| Fraud | 16 | 1 | 0 | 0 | 0 | 2 | 15 |
| Embezzlement | 6 | 1 | 0 | 0 | 0 | 0 | 7 |
| Stolen Property; Buying, Receiving, Possessing | 26 | 0 | 0 | 0 | 0 | 5 | 21 |
| Vandalism | 19 | 1 | 1 | 0 | 0 | 4 | 17 |
| Weapons; Carrying, Possessing, etc. | 19 | 1 | 1 | 0 | 0 | 3 | 18 |
| Total Other Offense Violations: | 241 | 10 | 14 | 0 | 1 | 37 | 229 |

| Prostitution and Commercialized Vice: | White | Black | American Indian or Alaskan Native | Asian | Native Hawaiian or Other Pacific Islander | Hispanic or Latino | Not Hispanic or Latino |
|---|--------------|--------------|--|--------------|--|-------------------------------|---------------------------------------|
| Prostitution | 0 | 0 | 0 | 0 | 0 | 0 | 0 |
| Assisting or Promoting Prostitution | 0 | 0 | 0 | 0 | 0 | 0 | 0 |
| Purchasing Prostitution | 0 | 0 | 0 | 0 | 0 | 0 | 0 |
| Sex Offenses (Except Forcible Rape and Prostitution) | 8 | 0 | 0 | 0 | 0 | 2 | 6 |
| Total Prostitution & Commercialized Vice Violations: | 8 | 0 | 0 | 0 | 0 | 2 | 6 |

2016 Elko County Arrests - Adults
By Race and Ethnicity

| Drug Abuse Violations: | White | Black | American Indian or Alaskan Native | Asian | Native Hawaiian or Other Pacific Islander | Hispanic or Latino | Not Hispanic or Latino |
|---|--------------|--------------|--|--------------|--|-------------------------------|---------------------------------------|
| Sale/Manufacturing: | | | | | | | |
| Opium or Cocaine and Their Derivatives (Morphine, Heroin, Codeine) | 4 | 0 | 2 | 0 | 0 | 1 | 5 |
| Marijuana | 4 | 0 | 1 | 0 | 1 | 0 | 6 |
| Synthetic Narcotics - Manufactured Narcotics Which Can Cause TrueDrug Addiction Demerol, Methadones) | 5 | 0 | 0 | 0 | 0 | 1 | 4 |
| Other - Dangerous Nonnarcotic Drugs (Barbiturates, Benezdrine) | 2 | 0 | 0 | 1 | 0 | 0 | 3 |
| Possession: | | | | | | | |
| Opium or Cocaine and Their Derivatives (Morphine, Heroin, Codeine) | 17 | 0 | 0 | 0 | 0 | 2 | 15 |
| Marijuana | 63 | 0 | 1 | 0 | 1 | 5 | 60 |
| Synthetic Narcotics - Manufactured Narcotics Which Can Cause TrueDrug Addiction (Demerol, Methadones) | 51 | 0 | 2 | 1 | 0 | 1 | 53 |
| Other - Dangerous Nonnarcotic Drugs (Barbiturates, Benezdrine) | 10 | 0 | 0 | 0 | 0 | 3 | 7 |
| Total Drug Abuse Violations: | 156 | 0 | 6 | 2 | 2 | 13 | 153 |

| Gambling: | White | Black | American Indian or Alaskan Native | Asian | Native Hawaiian or Other Pacific Islander | Hispanic or Latino | Not Hispanic or Latino |
|-----------------------------------|--------------|--------------|--|--------------|--|-------------------------------|---------------------------------------|
| Bookmaking (Horse and Sport Book) | 0 | 0 | 0 | 0 | 0 | 0 | 0 |
| Numbers and Lottery | 0 | 0 | 0 | 0 | 0 | 0 | 0 |
| All Other Gambling | 4 | 0 | 0 | 1 | 0 | 1 | 4 |
| Total Gambling Violations: | 4 | 0 | 0 | 1 | 0 | 1 | 4 |

| Miscellaneous: | White | Black | American Indian or Alaskan Native | Asian | Native Hawaiian or Other Pacific Islander | Hispanic or Latino | Not Hispanic or Latino |
|--|--------------|--------------|--|--------------|--|-------------------------------|---------------------------------------|
| Offenses Against the Family and Children | 18 | 0 | 1 | 0 | 0 | 2 | 17 |
| Driving Under the Influence | 134 | 2 | 12 | 1 | 0 | 26 | 123 |
| Liquor Laws | 41 | 1 | 2 | 0 | 0 | 6 | 38 |
| Drunkenness | 4 | 0 | 1 | 0 | 0 | 1 | 4 |
| Disorderly Conduct | 72 | 2 | 4 | 0 | 0 | 10 | 68 |
| Vagrancy | 0 | 0 | 0 | 0 | 0 | 0 | 0 |
| All Other Offenses (Except Traffic) | 936 | 17 | 70 | 5 | 2 | 115 | 915 |
| Suspicion | 0 | 0 | 0 | 0 | 0 | 0 | 0 |
| Total Miscellaneous Violations: | 1,205 | 22 | 90 | 6 | 2 | 160 | 1,165 |

| Human Trafficking: | White | Black | American Indian or Alaskan Native | Asian | Native Hawaiian or Other Pacific Islander | Hispanic or Latino | Not Hispanic or Latino |
|--|--------------|--------------|--|--------------|--|-------------------------------|---------------------------------------|
| Human Trafficking/ Commercial Sex Acts | 0 | 0 | 0 | 0 | 0 | 0 | 0 |
| Human Trafficking/ Involuntary Servitude | 0 | 0 | 0 | 0 | 0 | 0 | 0 |
| Total Human Trafficking Violations: | 0 | 0 | 0 | 0 | 0 | 0 | 0 |

2016 Carlin PD Arrests - Adults
By Race and Ethnicity

| Index Crimes: | White | Black | American Indian or Alaskan Native | Asian | Native Hawaiian or Other Pacific Islander | Hispanic or Latino | Not Hispanic or Latino |
|--|--------------|--------------|--|--------------|--|-------------------------------|---------------------------------------|
| Murder and Nonnegligent Manslaughter | 0 | 0 | 0 | 0 | 0 | 0 | 0 |
| Manslaughter by Negligence | 0 | 0 | 0 | 0 | 0 | 0 | 0 |
| Rape | 0 | 0 | 0 | 0 | 0 | 0 | 0 |
| Robbery | 0 | 0 | 0 | 0 | 0 | 0 | 0 |
| Aggravated Assault (Return A - 4a-d) | 11 | 0 | 0 | 0 | 0 | 1 | 10 |
| Burglary - Breaking or Entering | 5 | 0 | 0 | 0 | 0 | 1 | 4 |
| Larceny - Theft (Except Motor Vehicle Theft) | 1 | 0 | 0 | 0 | 0 | 0 | 1 |
| Motor Vehicle Theft | 0 | 1 | 0 | 0 | 0 | 0 | 1 |
| Arson | 0 | 0 | 0 | 0 | 0 | 0 | 0 |
| Total Index Crimes Violations: | 17 | 1 | 0 | 0 | 0 | 2 | 16 |

| Other Offenses: | White | Black | American Indian or Alaskan Native | Asian | Native Hawaiian or Other Pacific Islander | Hispanic or Latino | Not Hispanic or Latino |
|--|--------------|--------------|--|--------------|--|-------------------------------|---------------------------------------|
| Other Assaults (Return A - 4e) | 2 | 0 | 0 | 0 | 0 | 0 | 2 |
| Forgery and Counterfeiting | 0 | 0 | 0 | 0 | 0 | 0 | 0 |
| Fraud | 0 | 0 | 0 | 0 | 0 | 0 | 0 |
| Embezzlement | 0 | 0 | 0 | 0 | 0 | 0 | 0 |
| Stolen Property; Buying, Receiving, Possessing | 0 | 0 | 0 | 0 | 0 | 0 | 0 |
| Vandalism | 0 | 0 | 0 | 0 | 0 | 0 | 0 |
| Weapons; Carrying, Possessing, etc. | 0 | 0 | 0 | 0 | 0 | 0 | 0 |
| Total Other Offense Violations: | 2 | 0 | 0 | 0 | 0 | 0 | 2 |

| Prostitution and Commercialized Vice: | White | Black | American Indian or Alaskan Native | Asian | Native Hawaiian or Other Pacific Islander | Hispanic or Latino | Not Hispanic or Latino |
|---|--------------|--------------|--|--------------|--|-------------------------------|---------------------------------------|
| Prostitution | 0 | 0 | 0 | 0 | 0 | 0 | 0 |
| Assisting or Promoting Prostitution | 0 | 0 | 0 | 0 | 0 | 0 | 0 |
| Purchasing Prostitution | 0 | 0 | 0 | 0 | 0 | 0 | 0 |
| Sex Offenses (Except Forcible Rape and Prostitution) | 1 | 0 | 0 | 0 | 0 | 0 | 1 |
| Total Prostitution & Commercialized Vice Violations: | 1 | 0 | 0 | 0 | 0 | 0 | 1 |

2016 Carlin PD Arrests - Adults
By Race and Ethnicity

| Drug Abuse Violations: | White | Black | American Indian or Alaskan Native | Asian | Native Hawaiian or Other Pacific Islander | Hispanic or Latino | Not Hispanic or Latino |
|---|--------------|--------------|--|--------------|--|-------------------------------|---------------------------------------|
| Sale/Manufacturing: | | | | | | | |
| Opium or Cocaine and Their Derivatives (Morphine, Heroin, Codeine) | 0 | 0 | 0 | 0 | 0 | 0 | 0 |
| Marijuana | 2 | 0 | 0 | 0 | 1 | 0 | 3 |
| Synthetic Narcotics - Manufactured Narcotics Which Can Cause TrueDrug Addiction Demerol, Methadones) | 1 | 0 | 0 | 0 | 0 | 0 | 1 |
| Other - Dangerous Nonnarcotic Drugs (Barbiturates, Benezdrine) | 0 | 0 | 0 | 0 | 0 | 0 | 0 |
| Possession: | | | | | | | |
| Opium or Cocaine and Their Derivatives (Morphine, Heroin, Codeine) | 1 | 0 | 0 | 0 | 0 | 0 | 1 |
| Marijuana | 25 | 0 | 0 | 0 | 0 | 0 | 25 |
| Synthetic Narcotics - Manufactured Narcotics Which Can Cause TrueDrug Addiction (Demerol, Methadones) | 9 | 0 | 0 | 0 | 0 | 0 | 9 |
| Other - Dangerous Nonnarcotic Drugs (Barbiturates, Benezdrine) | 0 | 0 | 0 | 0 | 0 | 0 | 0 |
| Total Drug Abuse Violations: | 38 | 0 | 0 | 0 | 1 | 0 | 39 |

| Gambling: | White | Black | American Indian or Alaskan Native | Asian | Native Hawaiian or Other Pacific Islander | Hispanic or Latino | Not Hispanic or Latino |
|-----------------------------------|--------------|--------------|--|--------------|--|-------------------------------|---------------------------------------|
| Bookmaking (Horse and Sport Book) | 0 | 0 | 0 | 0 | 0 | 0 | 0 |
| Numbers and Lottery | 0 | 0 | 0 | 0 | 0 | 0 | 0 |
| All Other Gambling | 0 | 0 | 0 | 0 | 0 | 0 | 0 |
| Total Gambling Violations: | 0 | 0 | 0 | 0 | 0 | 0 | 0 |

| Miscellaneous: | White | Black | American Indian or Alaskan Native | Asian | Native Hawaiian or Other Pacific Islander | Hispanic or Latino | Not Hispanic or Latino |
|--|--------------|--------------|--|--------------|--|-------------------------------|---------------------------------------|
| Offenses Against the Family and Children | 0 | 0 | 0 | 0 | 0 | 0 | 0 |
| Driving Under the Influence | 13 | 0 | 1 | 0 | 0 | 0 | 14 |
| Liquor Laws | 4 | 0 | 1 | 0 | 0 | 0 | 5 |
| Drunkenness | 0 | 0 | 0 | 0 | 0 | 0 | 0 |
| Disorderly Conduct | 3 | 0 | 0 | 0 | 0 | 0 | 3 |
| Vagrancy | 0 | 0 | 0 | 0 | 0 | 0 | 0 |
| All Other Offenses (Except Traffic) | 65 | 0 | 0 | 1 | 0 | 8 | 58 |
| Suspicion | 0 | 0 | 0 | 0 | 0 | 0 | 0 |
| Total Miscellaneous Violations: | 85 | 0 | 2 | 1 | 0 | 8 | 80 |

| Human Trafficking: | White | Black | American Indian or Alaskan Native | Asian | Native Hawaiian or Other Pacific Islander | Hispanic or Latino | Not Hispanic or Latino |
|--|--------------|--------------|--|--------------|--|-------------------------------|---------------------------------------|
| Human Trafficking/ Commercial Sex Acts | 0 | 0 | 0 | 0 | 0 | 0 | 0 |
| Human Trafficking/ Involuntary Servitude | 0 | 0 | 0 | 0 | 0 | 0 | 0 |
| Total Human Trafficking Violations: | 0 | 0 | 0 | 0 | 0 | 0 | 0 |

2016 Elko PD Arrests - Adults
By Race and Ethnicity

| Index Crimes: | White | Black | American Indian or Alaskan Native | Asian | Native Hawaiian or Other Pacific Islander | Hispanic or Latino | Not Hispanic or Latino |
|--|--------------|--------------|--|--------------|--|-------------------------------|---------------------------------------|
| Murder and Nonnegligent Manslaughter | 2 | 0 | 0 | 0 | 0 | 0 | 2 |
| Manslaughter by Negligence | 0 | 0 | 0 | 0 | 0 | 0 | 0 |
| Rape | 1 | 0 | 0 | 0 | 0 | 1 | 0 |
| Robbery | 4 | 0 | 0 | 0 | 0 | 2 | 2 |
| Aggravated Assault (Return A - 4a-d) | 6 | 1 | 0 | 0 | 0 | 0 | 7 |
| Burglary - Breaking or Entering | 16 | 0 | 0 | 0 | 0 | 1 | 15 |
| Larceny - Theft (Except Motor Vehicle Theft) | 26 | 0 | 2 | 0 | 1 | 4 | 25 |
| Motor Vehicle Theft | 5 | 1 | 1 | 0 | 0 | 1 | 6 |
| Arson | 0 | 0 | 0 | 0 | 0 | 0 | 0 |
| Total Index Crimes Violations: | 60 | 2 | 3 | 0 | 1 | 9 | 57 |

| Other Offenses: | White | Black | American Indian or Alaskan Native | Asian | Native Hawaiian or Other Pacific Islander | Hispanic or Latino | Not Hispanic or Latino |
|--|--------------|--------------|--|--------------|--|-------------------------------|---------------------------------------|
| Other Assaults (Return A - 4e) | 57 | 2 | 4 | 0 | 0 | 10 | 53 |
| Forgery and Counterfeiting | 2 | 2 | 0 | 0 | 0 | 0 | 4 |
| Fraud | 1 | 1 | 0 | 0 | 0 | 0 | 2 |
| Embezzlement | 2 | 0 | 0 | 0 | 0 | 0 | 2 |
| Stolen Property; Buying, Receiving, Possessing | 19 | 0 | 0 | 0 | 0 | 3 | 16 |
| Vandalism | 4 | 1 | 1 | 0 | 0 | 0 | 6 |
| Weapons; Carrying, Possessing, etc. | 9 | 0 | 1 | 0 | 0 | 1 | 9 |
| Total Other Offense Violations: | 94 | 6 | 6 | 0 | 0 | 14 | 92 |

| Prostitution and Commercialized Vice: | White | Black | American Indian or Alaskan Native | Asian | Native Hawaiian or Other Pacific Islander | Hispanic or Latino | Not Hispanic or Latino |
|---|--------------|--------------|--|--------------|--|-------------------------------|---------------------------------------|
| Prostitution | 0 | 0 | 0 | 0 | 0 | 0 | 0 |
| Assisting or Promoting Prostitution | 0 | 0 | 0 | 0 | 0 | 0 | 0 |
| Purchasing Prostitution | 0 | 0 | 0 | 0 | 0 | 0 | 0 |
| Sex Offenses (Except Forcible Rape and Prostitution) | 4 | 0 | 0 | 0 | 0 | 1 | 3 |
| Total Prostitution & Commercialized Vice Violations: | 4 | 0 | 0 | 0 | 0 | 1 | 3 |

2016 Elko PD Arrests - Adults
By Race and Ethnicity

| Drug Abuse Violations: | White | Black | American Indian or Alaskan Native | Asian | Native Hawaiian or Other Pacific Islander | Hispanic or Latino | Not Hispanic or Latino |
|---|--------------|--------------|--|--------------|--|-------------------------------|---------------------------------------|
| Sale/Manufacturing: | | | | | | | |
| Opium or Cocaine and Their Derivatives (Morphine, Heroin, Codeine) | 4 | 0 | 2 | 0 | 0 | 1 | 5 |
| Marijuana | 1 | 0 | 1 | 0 | 0 | 0 | 2 |
| Synthetic Narcotics - Manufactured Narcotics Which Can Cause TrueDrug Addiction Demerol, Methadones) | 1 | 0 | 0 | 0 | 0 | 0 | 1 |
| Other - Dangerous Nonnarcotic Drugs (Barbiturates, Benzedrine) | 0 | 0 | 0 | 0 | 0 | 0 | 0 |
| Possession: | | | | | | | |
| Opium or Cocaine and Their Derivatives (Morphine, Heroin, Codeine) | 16 | 0 | 0 | 0 | 0 | 2 | 14 |
| Marijuana | 10 | 0 | 1 | 0 | 1 | 1 | 11 |
| Synthetic Narcotics - Manufactured Narcotics Which Can Cause TrueDrug Addiction (Demerol, Methadones) | 32 | 0 | 1 | 0 | 0 | 0 | 33 |
| Other - Dangerous Nonnarcotic Drugs (Barbiturates, Benzedrine) | 0 | 0 | 0 | 0 | 0 | 0 | 0 |
| Total Drug Abuse Violations: | 64 | 0 | 5 | 0 | 1 | 4 | 66 |

| Gambling: | White | Black | American Indian or Alaskan Native | Asian | Native Hawaiian or Other Pacific Islander | Hispanic or Latino | Not Hispanic or Latino |
|-----------------------------------|--------------|--------------|--|--------------|--|-------------------------------|---------------------------------------|
| Bookmaking (Horse and Sport Book) | 0 | 0 | 0 | 0 | 0 | 0 | 0 |
| Numbers and Lottery | 0 | 0 | 0 | 0 | 0 | 0 | 0 |
| All Other Gambling | 3 | 0 | 0 | 0 | 0 | 1 | 2 |
| Total Gambling Violations: | 3 | 0 | 0 | 0 | 0 | 1 | 2 |

| Miscellaneous: | White | Black | American Indian or Alaskan Native | Asian | Native Hawaiian or Other Pacific Islander | Hispanic or Latino | Not Hispanic or Latino |
|--|--------------|--------------|--|--------------|--|-------------------------------|---------------------------------------|
| Offenses Against the Family and Children | 5 | 0 | 0 | 0 | 0 | 1 | 4 |
| Driving Under the Influence | 50 | 1 | 7 | 0 | 0 | 11 | 47 |
| Liquor Laws | 27 | 0 | 0 | 0 | 0 | 5 | 22 |
| Drunkenness | 4 | 0 | 1 | 0 | 0 | 1 | 4 |
| Disorderly Conduct | 37 | 1 | 4 | 0 | 0 | 6 | 36 |
| Vagrancy | 0 | 0 | 0 | 0 | 0 | 0 | 0 |
| All Other Offenses (Except Traffic) | 378 | 4 | 38 | 0 | 1 | 50 | 371 |
| Suspicion | 0 | 0 | 0 | 0 | 0 | 0 | 0 |
| Total Miscellaneous Violations: | 501 | 6 | 50 | 0 | 1 | 74 | 484 |

| Human Trafficking: | White | Black | American Indian or Alaskan Native | Asian | Native Hawaiian or Other Pacific Islander | Hispanic or Latino | Not Hispanic or Latino |
|--|--------------|--------------|--|--------------|--|-------------------------------|---------------------------------------|
| Human Trafficking/ Commercial Sex Acts | 0 | 0 | 0 | 0 | 0 | 0 | 0 |
| Human Trafficking/ Involuntary Servitude | 0 | 0 | 0 | 0 | 0 | 0 | 0 |
| Total Human Trafficking Violations: | 0 | 0 | 0 | 0 | 0 | 0 | 0 |

2016 Elko County SO Arrests - Adults
By Race and Ethnicity

| Index Crimes: | White | Black | American Indian or Alaskan Native | Asian | Native Hawaiian or Other Pacific Islander | Hispanic or Latino | Not Hispanic or Latino |
|--|--------------|--------------|--|--------------|--|-------------------------------|---------------------------------------|
| Murder and Nonnegligent Manslaughter | 2 | 0 | 0 | 0 | 0 | 1 | 1 |
| Manslaughter by Negligence | 0 | 0 | 0 | 0 | 0 | 0 | 0 |
| Rape | 0 | 0 | 0 | 0 | 0 | 0 | 0 |
| Robbery | 0 | 0 | 0 | 0 | 0 | 0 | 0 |
| Aggravated Assault (Return A - 4a-d) | 14 | 3 | 2 | 0 | 0 | 2 | 17 |
| Burglary - Breaking or Entering | 6 | 0 | 0 | 0 | 0 | 0 | 6 |
| Larceny - Theft (Except Motor Vehicle Theft) | 12 | 0 | 0 | 0 | 0 | 2 | 10 |
| Motor Vehicle Theft | 1 | 0 | 0 | 0 | 0 | 0 | 1 |
| Arson | 0 | 0 | 0 | 0 | 0 | 0 | 0 |
| Total Index Crimes Violations: | 35 | 3 | 2 | 0 | 0 | 5 | 35 |

| Other Offenses: | White | Black | American Indian or Alaskan Native | Asian | Native Hawaiian or Other Pacific Islander | Hispanic or Latino | Not Hispanic or Latino |
|--|--------------|--------------|--|--------------|--|-------------------------------|---------------------------------------|
| Other Assaults (Return A - 4e) | 50 | 1 | 7 | 0 | 0 | 1 | 57 |
| Forgery and Counterfeiting | 9 | 0 | 0 | 0 | 0 | 0 | 9 |
| Fraud | 14 | 0 | 0 | 0 | 0 | 1 | 13 |
| Embezzlement | 4 | 1 | 0 | 0 | 0 | 0 | 5 |
| Stolen Property; Buying, Receiving, Possessing | 5 | 0 | 0 | 0 | 0 | 0 | 5 |
| Vandalism | 14 | 0 | 0 | 0 | 0 | 4 | 10 |
| Weapons; Carrying, Possessing, etc. | 9 | 1 | 0 | 0 | 0 | 1 | 9 |
| Total Other Offense Violations: | 105 | 3 | 7 | 0 | 0 | 7 | 108 |

| Prostitution and Commercialized Vice: | White | Black | American Indian or Alaskan Native | Asian | Native Hawaiian or Other Pacific Islander | Hispanic or Latino | Not Hispanic or Latino |
|---|--------------|--------------|--|--------------|--|-------------------------------|---------------------------------------|
| Prostitution | 0 | 0 | 0 | 0 | 0 | 0 | 0 |
| Assisting or Promoting Prostitution | 0 | 0 | 0 | 0 | 0 | 0 | 0 |
| Purchasing Prostitution | 0 | 0 | 0 | 0 | 0 | 0 | 0 |
| Sex Offenses (Except Forcible Rape and Prostitution) | 2 | 0 | 0 | 0 | 0 | 0 | 2 |
| Total Prostitution & Commercialized Vice Violations: | 2 | 0 | 0 | 0 | 0 | 0 | 2 |

2016 Elko County SO Arrests - Adults
By Race and Ethnicity

| Drug Abuse Violations: | White | Black | American Indian or Alaskan Native | Asian | Native Hawaiian or Other Pacific Islander | Hispanic or Latino | Not Hispanic or Latino |
|---|--------------|--------------|--|--------------|--|-------------------------------|---------------------------------------|
| Sale/Manufacturing: | | | | | | | |
| Opium or Cocaine and Their Derivatives (Morphine, Heroin, Codeine) | 0 | 0 | 0 | 0 | 0 | 0 | 0 |
| Marijuana | 1 | 0 | 0 | 0 | 0 | 0 | 1 |
| Synthetic Narcotics - Manufactured Narcotics Which Can Cause TrueDrug Addiction Demerol, Methadones) | 2 | 0 | 0 | 0 | 0 | 1 | 1 |
| Other - Dangerous Nonnarcotic Drugs (Barbiturates, Benezdrine) | 0 | 0 | 0 | 0 | 0 | 0 | 0 |
| Possession: | | | | | | | |
| Opium or Cocaine and Their Derivatives (Morphine, Heroin, Codeine) | 0 | 0 | 0 | 0 | 0 | 0 | 0 |
| Marijuana | 25 | 0 | 0 | 0 | 0 | 2 | 23 |
| Synthetic Narcotics - Manufactured Narcotics Which Can Cause TrueDrug Addiction (Demerol, Methadones) | 3 | 0 | 0 | 0 | 0 | 0 | 3 |
| Other - Dangerous Nonnarcotic Drugs (Barbiturates, Benezdrine) | 7 | 0 | 0 | 0 | 0 | 2 | 5 |
| Total Drug Abuse Violations: | 38 | 0 | 0 | 0 | 0 | 5 | 33 |

| Gambling: | White | Black | American Indian or Alaskan Native | Asian | Native Hawaiian or Other Pacific Islander | Hispanic or Latino | Not Hispanic or Latino |
|-----------------------------------|--------------|--------------|--|--------------|--|-------------------------------|---------------------------------------|
| Bookmaking (Horse and Sport Book) | 0 | 0 | 0 | 0 | 0 | 0 | 0 |
| Numbers and Lottery | 0 | 0 | 0 | 0 | 0 | 0 | 0 |
| All Other Gambling | 1 | 0 | 0 | 1 | 0 | 0 | 2 |
| Total Gambling Violations: | 1 | 0 | 0 | 1 | 0 | 0 | 2 |

| Miscellaneous: | White | Black | American Indian or Alaskan Native | Asian | Native Hawaiian or Other Pacific Islander | Hispanic or Latino | Not Hispanic or Latino |
|--|--------------|--------------|--|--------------|--|-------------------------------|---------------------------------------|
| Offenses Against the Family and Children | 13 | 0 | 1 | 0 | 0 | 1 | 13 |
| Driving Under the Influence | 43 | 1 | 2 | 1 | 0 | 4 | 43 |
| Liquor Laws | 10 | 1 | 1 | 0 | 0 | 1 | 11 |
| Drunkenness | 0 | 0 | 0 | 0 | 0 | 0 | 0 |
| Disorderly Conduct | 30 | 1 | 0 | 0 | 0 | 3 | 28 |
| Vagrancy | 0 | 0 | 0 | 0 | 0 | 0 | 0 |
| All Other Offenses (Except Traffic) | 412 | 13 | 30 | 2 | 0 | 29 | 428 |
| Suspicion | 0 | 0 | 0 | 0 | 0 | 0 | 0 |
| Total Miscellaneous Violations: | 508 | 16 | 34 | 3 | 0 | 38 | 523 |

| Human Trafficking: | White | Black | American Indian or Alaskan Native | Asian | Native Hawaiian or Other Pacific Islander | Hispanic or Latino | Not Hispanic or Latino |
|--|--------------|--------------|--|--------------|--|-------------------------------|---------------------------------------|
| Human Trafficking/ Commercial Sex Acts | 0 | 0 | 0 | 0 | 0 | 0 | 0 |
| Human Trafficking/ Involuntary Servitude | 0 | 0 | 0 | 0 | 0 | 0 | 0 |
| Total Human Trafficking Violations: | 0 | 0 | 0 | 0 | 0 | 0 | 0 |

2016 West Wendover PD Arrests - Adults
By Race and Ethnicity

| Index Crimes: | White | Black | American Indian or Alaskan Native | Asian | Native Hawaiian or Other Pacific Islander | Hispanic or Latino | Not Hispanic or Latino |
|--|--------------|--------------|--|--------------|--|-------------------------------|---------------------------------------|
| Murder and Nonnegligent Manslaughter | 0 | 0 | 0 | 0 | 0 | 0 | 0 |
| Manslaughter by Negligence | 0 | 0 | 0 | 0 | 0 | 0 | 0 |
| Rape | 0 | 0 | 0 | 0 | 0 | 0 | 0 |
| Robbery | 1 | 0 | 0 | 0 | 0 | 1 | 0 |
| Aggravated Assault (Return A - 4a-d) | 3 | 0 | 1 | 0 | 0 | 3 | 1 |
| Burglary - Breaking or Entering | 8 | 0 | 0 | 0 | 0 | 2 | 6 |
| Larceny - Theft (Except Motor Vehicle Theft) | 1 | 0 | 0 | 1 | 0 | 1 | 1 |
| Motor Vehicle Theft | 1 | 0 | 0 | 0 | 0 | 1 | 0 |
| Arson | 0 | 0 | 0 | 0 | 0 | 0 | 0 |
| Total Index Crimes Violations: | 14 | 0 | 1 | 1 | 0 | 8 | 8 |

| Other Offenses: | White | Black | American Indian or Alaskan Native | Asian | Native Hawaiian or Other Pacific Islander | Hispanic or Latino | Not Hispanic or Latino |
|--|--------------|--------------|--|--------------|--|-------------------------------|---------------------------------------|
| Other Assaults (Return A - 4e) | 27 | 1 | 1 | 0 | 1 | 12 | 18 |
| Forgery and Counterfeiting | 8 | 0 | 0 | 0 | 0 | 0 | 8 |
| Fraud | 1 | 0 | 0 | 0 | 0 | 1 | 0 |
| Embezzlement | 0 | 0 | 0 | 0 | 0 | 0 | 0 |
| Stolen Property; Buying, Receiving, Possessing | 2 | 0 | 0 | 0 | 0 | 2 | 0 |
| Vandalism | 1 | 0 | 0 | 0 | 0 | 0 | 1 |
| Weapons; Carrying, Possessing, etc. | 1 | 0 | 0 | 0 | 0 | 1 | 0 |
| Total Other Offense Violations: | 40 | 1 | 1 | 0 | 1 | 16 | 27 |

| Prostitution and Commercialized Vice: | White | Black | American Indian or Alaskan Native | Asian | Native Hawaiian or Other Pacific Islander | Hispanic or Latino | Not Hispanic or Latino |
|---|--------------|--------------|--|--------------|--|-------------------------------|---------------------------------------|
| Prostitution | 0 | 0 | 0 | 0 | 0 | 0 | 0 |
| Assisting or Promoting Prostitution | 0 | 0 | 0 | 0 | 0 | 0 | 0 |
| Purchasing Prostitution | 0 | 0 | 0 | 0 | 0 | 0 | 0 |
| Sex Offenses (Except Forcible Rape and Prostitution) | 1 | 0 | 0 | 0 | 0 | 1 | 0 |
| Total Prostitution & Commercialized Vice Violations: | 1 | 0 | 0 | 0 | 0 | 1 | 0 |

2016 West Wendover PD Arrests - Adults
By Race and Ethnicity

| Drug Abuse Violations: | White | Black | American Indian or Alaskan Native | Asian | Native Hawaiian or Other Pacific Islander | Hispanic or Latino | Not Hispanic or Latino |
|---|--------------|--------------|--|--------------|--|-------------------------------|---------------------------------------|
| Sale/Manufacturing: | | | | | | | |
| Opium or Cocaine and Their Derivatives (Morphine, Heroin, Codeine) | 0 | 0 | 0 | 0 | 0 | 0 | 0 |
| Marijuana | 0 | 0 | 0 | 0 | 0 | 0 | 0 |
| Synthetic Narcotics - Manufactured Narcotics Which Can Cause TrueDrug Addiction Demerol, Methadones) | 1 | 0 | 0 | 0 | 0 | 0 | 1 |
| Other - Dangerous Nonnarcotic Drugs (Barbiturates, Benezdrine) | 2 | 0 | 0 | 1 | 0 | 0 | 3 |
| Possession: | | | | | | | |
| Opium or Cocaine and Their Derivatives (Morphine, Heroin, Codeine) | 0 | 0 | 0 | 0 | 0 | 0 | 0 |
| Marijuana | 3 | 0 | 0 | 0 | 0 | 2 | 1 |
| Synthetic Narcotics - Manufactured Narcotics Which Can Cause TrueDrug Addiction (Demerol, Methadones) | 7 | 0 | 1 | 1 | 0 | 1 | 8 |
| Other - Dangerous Nonnarcotic Drugs (Barbiturates, Benezdrine) | 3 | 0 | 0 | 0 | 0 | 1 | 2 |
| Total Drug Abuse Violations: | 16 | 0 | 1 | 2 | 0 | 4 | 15 |

| Gambling: | White | Black | American Indian or Alaskan Native | Asian | Native Hawaiian or Other Pacific Islander | Hispanic or Latino | Not Hispanic or Latino |
|-----------------------------------|--------------|--------------|--|--------------|--|-------------------------------|---------------------------------------|
| Bookmaking (Horse and Sport Book) | 0 | 0 | 0 | 0 | 0 | 0 | 0 |
| Numbers and Lottery | 0 | 0 | 0 | 0 | 0 | 0 | 0 |
| All Other Gambling | 0 | 0 | 0 | 0 | 0 | 0 | 0 |
| Total Gambling Violations: | 0 | 0 | 0 | 0 | 0 | 0 | 0 |

| Miscellaneous: | White | Black | American Indian or Alaskan Native | Asian | Native Hawaiian or Other Pacific Islander | Hispanic or Latino | Not Hispanic or Latino |
|--|--------------|--------------|--|--------------|--|-------------------------------|---------------------------------------|
| Offenses Against the Family and Children | 0 | 0 | 0 | 0 | 0 | 0 | 0 |
| Driving Under the Influence | 28 | 0 | 2 | 0 | 0 | 11 | 19 |
| Liquor Laws | 0 | 0 | 0 | 0 | 0 | 0 | 0 |
| Drunkenness | 0 | 0 | 0 | 0 | 0 | 0 | 0 |
| Disorderly Conduct | 2 | 0 | 0 | 0 | 0 | 1 | 1 |
| Vagrancy | 0 | 0 | 0 | 0 | 0 | 0 | 0 |
| All Other Offenses (Except Traffic) | 81 | 0 | 2 | 2 | 1 | 28 | 58 |
| Suspicion | 0 | 0 | 0 | 0 | 0 | 0 | 0 |
| Total Miscellaneous Violations: | 111 | 0 | 4 | 2 | 1 | 40 | 78 |

| Human Trafficking: | White | Black | American Indian or Alaskan Native | Asian | Native Hawaiian or Other Pacific Islander | Hispanic or Latino | Not Hispanic or Latino |
|--|--------------|--------------|--|--------------|--|-------------------------------|---------------------------------------|
| Human Trafficking/ Commercial Sex Acts | 0 | 0 | 0 | 0 | 0 | 0 | 0 |
| Human Trafficking/ Involuntary Servitude | 0 | 0 | 0 | 0 | 0 | 0 | 0 |
| Total Human Trafficking Violations: | 0 | 0 | 0 | 0 | 0 | 0 | 0 |

2016 Esmeralda County Arrests - Adults
By Race and Ethnicity

| Index Crimes: | White | Black | American Indian or Alaskan Native | Asian | Native Hawaiian or Other Pacific Islander | Hispanic or Latino | Not Hispanic or Latino |
|--|--------------|--------------|--|--------------|--|-------------------------------|---------------------------------------|
| Murder and Nonnegligent Manslaughter | 0 | 0 | 0 | 0 | 0 | 0 | 0 |
| Manslaughter by Negligence | 0 | 0 | 0 | 0 | 0 | 0 | 0 |
| Rape | 0 | 0 | 0 | 0 | 0 | 0 | 0 |
| Robbery | 0 | 0 | 0 | 0 | 0 | 0 | 0 |
| Aggravated Assault (Return A - 4a-d) | 0 | 0 | 0 | 0 | 0 | 0 | 0 |
| Burglary - Breaking or Entering | 0 | 0 | 0 | 0 | 0 | 0 | 0 |
| Larceny - Theft (Except Motor Vehicle Theft) | 0 | 0 | 0 | 0 | 0 | 0 | 0 |
| Motor Vehicle Theft | 0 | 1 | 0 | 0 | 0 | 0 | 1 |
| Arson | 0 | 0 | 0 | 0 | 0 | 0 | 0 |
| Total Index Crimes Violations: | 0 | 1 | 0 | 0 | 0 | 0 | 1 |

| Other Offenses: | White | Black | American Indian or Alaskan Native | Asian | Native Hawaiian or Other Pacific Islander | Hispanic or Latino | Not Hispanic or Latino |
|--|--------------|--------------|--|--------------|--|-------------------------------|---------------------------------------|
| Other Assaults (Return A - 4e) | 0 | 0 | 0 | 0 | 0 | 0 | 0 |
| Forgery and Counterfeiting | 0 | 0 | 0 | 0 | 0 | 0 | 0 |
| Fraud | 1 | 0 | 0 | 0 | 0 | 0 | 1 |
| Embezzlement | 0 | 0 | 0 | 0 | 0 | 0 | 0 |
| Stolen Property; Buying, Receiving, Possessing | 0 | 0 | 0 | 0 | 0 | 0 | 0 |
| Vandalism | 0 | 0 | 0 | 0 | 0 | 0 | 0 |
| Weapons; Carrying, Possessing, etc. | 2 | 0 | 0 | 0 | 0 | 0 | 2 |
| Total Other Offense Violations: | 3 | 0 | 0 | 0 | 0 | 0 | 3 |

| Prostitution and Commercialized Vice: | White | Black | American Indian or Alaskan Native | Asian | Native Hawaiian or Other Pacific Islander | Hispanic or Latino | Not Hispanic or Latino |
|---|--------------|--------------|--|--------------|--|-------------------------------|---------------------------------------|
| Prostitution | 0 | 0 | 0 | 0 | 0 | 0 | 0 |
| Assisting or Promoting Prostitution | 0 | 0 | 0 | 0 | 0 | 0 | 0 |
| Purchasing Prostitution | 0 | 0 | 0 | 0 | 0 | 0 | 0 |
| Sex Offenses (Except Forcible Rape and Prostitution) | 0 | 0 | 0 | 0 | 0 | 0 | 0 |
| Total Prostitution & Commercialized Vice Violations: | 0 | 0 | 0 | 0 | 0 | 0 | 0 |

2016 Esmeralda County Arrests - Adults
By Race and Ethnicity

| Drug Abuse Violations: | White | Black | American Indian or Alaskan Native | Asian | Native Hawaiian or Other Pacific Islander | Hispanic or Latino | Not Hispanic or Latino |
|---|--------------|--------------|--|--------------|--|-------------------------------|---------------------------------------|
| Sale/Manufacturing: | | | | | | | |
| Opium or Cocaine and Their Derivatives (Morphine, Heroin, Codeine) | 0 | 0 | 0 | 0 | 0 | 0 | 0 |
| Marijuana | 0 | 0 | 0 | 0 | 0 | 0 | 0 |
| Synthetic Narcotics - Manufactured Narcotics Which Can Cause TrueDrug Addiction Demerol, Methadones) | 3 | 0 | 0 | 0 | 0 | 0 | 3 |
| Other - Dangerous Nonnarcotic Drugs (Barbiturates, Benezdrine) | 0 | 0 | 0 | 0 | 0 | 0 | 0 |
| Possession: | | | | | | | |
| Opium or Cocaine and Their Derivatives (Morphine, Heroin, Codeine) | 0 | 0 | 0 | 0 | 0 | 0 | 0 |
| Marijuana | 7 | 0 | 0 | 0 | 0 | 0 | 7 |
| Synthetic Narcotics - Manufactured Narcotics Which Can Cause TrueDrug Addiction (Demerol, Methadones) | 0 | 0 | 0 | 0 | 0 | 0 | 0 |
| Other - Dangerous Nonnarcotic Drugs (Barbiturates, Benezdrine) | 3 | 0 | 0 | 0 | 0 | 0 | 3 |
| Total Drug Abuse Violations: | 13 | 0 | 0 | 0 | 0 | 0 | 13 |

| Gambling: | White | Black | American Indian or Alaskan Native | Asian | Native Hawaiian or Other Pacific Islander | Hispanic or Latino | Not Hispanic or Latino |
|-----------------------------------|--------------|--------------|--|--------------|--|-------------------------------|---------------------------------------|
| Bookmaking (Horse and Sport Book) | 0 | 0 | 0 | 0 | 0 | 0 | 0 |
| Numbers and Lottery | 0 | 0 | 0 | 0 | 0 | 0 | 0 |
| All Other Gambling | 0 | 0 | 0 | 0 | 0 | 0 | 0 |
| Total Gambling Violations: | 0 | 0 | 0 | 0 | 0 | 0 | 0 |

| Miscellaneous: | White | Black | American Indian or Alaskan Native | Asian | Native Hawaiian or Other Pacific Islander | Hispanic or Latino | Not Hispanic or Latino |
|--|--------------|--------------|--|--------------|--|-------------------------------|---------------------------------------|
| Offenses Against the Family and Children | 0 | 0 | 0 | 0 | 0 | 0 | 0 |
| Driving Under the Influence | 5 | 0 | 0 | 0 | 0 | 0 | 5 |
| Liquor Laws | 0 | 0 | 0 | 0 | 0 | 0 | 0 |
| Drunkenness | 0 | 0 | 0 | 0 | 0 | 0 | 0 |
| Disorderly Conduct | 1 | 0 | 0 | 0 | 0 | 0 | 1 |
| Vagrancy | 0 | 0 | 0 | 0 | 0 | 0 | 0 |
| All Other Offenses (Except Traffic) | 27 | 3 | 1 | 0 | 0 | 0 | 31 |
| Suspicion | 0 | 0 | 0 | 0 | 0 | 0 | 0 |
| Total Miscellaneous Violations: | 33 | 3 | 1 | 0 | 0 | 0 | 37 |

| Human Trafficking: | White | Black | American Indian or Alaskan Native | Asian | Native Hawaiian or Other Pacific Islander | Hispanic or Latino | Not Hispanic or Latino |
|--|--------------|--------------|--|--------------|--|-------------------------------|---------------------------------------|
| Human Trafficking/ Commercial Sex Acts | 0 | 0 | 0 | 0 | 0 | 0 | 0 |
| Human Trafficking/ Involuntary Servitude | 0 | 0 | 0 | 0 | 0 | 0 | 0 |
| Total Human Trafficking Violations: | 0 | 0 | 0 | 0 | 0 | 0 | 0 |

2016 Eureka County Arrests - Adults
By Race and Ethnicity

| Index Crimes: | White | Black | American Indian or Alaskan Native | Asian | Native Hawaiian or Other Pacific Islander | Hispanic or Latino | Not Hispanic or Latino |
|--|--------------|--------------|--|--------------|--|-------------------------------|---------------------------------------|
| Murder and Nonnegligent Manslaughter | 0 | 0 | 0 | 0 | 0 | 0 | 0 |
| Manslaughter by Negligence | 0 | 0 | 0 | 0 | 0 | 0 | 0 |
| Rape | 0 | 0 | 0 | 0 | 0 | 0 | 0 |
| Robbery | 1 | 0 | 0 | 0 | 0 | 0 | 1 |
| Aggravated Assault (Return A - 4a-d) | 4 | 0 | 0 | 0 | 1 | 1 | 4 |
| Burglary - Breaking or Entering | 3 | 0 | 0 | 0 | 0 | 0 | 3 |
| Larceny - Theft (Except Motor Vehicle Theft) | 0 | 0 | 0 | 0 | 0 | 0 | 0 |
| Motor Vehicle Theft | 0 | 0 | 0 | 0 | 0 | 0 | 0 |
| Arson | 0 | 0 | 0 | 0 | 0 | 0 | 0 |
| Total Index Crimes Violations: | 8 | 0 | 0 | 0 | 1 | 1 | 8 |

| Other Offenses: | White | Black | American Indian or Alaskan Native | Asian | Native Hawaiian or Other Pacific Islander | Hispanic or Latino | Not Hispanic or Latino |
|--|--------------|--------------|--|--------------|--|-------------------------------|---------------------------------------|
| Other Assaults (Return A - 4e) | 4 | 0 | 0 | 0 | 0 | 0 | 4 |
| Forgery and Counterfeiting | 1 | 0 | 0 | 0 | 0 | 0 | 1 |
| Fraud | 0 | 0 | 0 | 0 | 0 | 0 | 0 |
| Embezzlement | 0 | 0 | 0 | 0 | 1 | 0 | 1 |
| Stolen Property; Buying, Receiving, Possessing | 0 | 0 | 0 | 0 | 0 | 0 | 0 |
| Vandalism | 0 | 0 | 0 | 0 | 0 | 0 | 0 |
| Weapons; Carrying, Possessing, etc. | 0 | 0 | 0 | 0 | 0 | 0 | 0 |
| Total Other Offense Violations: | 5 | 0 | 0 | 0 | 1 | 0 | 6 |

| Prostitution and Commercialized Vice: | White | Black | American Indian or Alaskan Native | Asian | Native Hawaiian or Other Pacific Islander | Hispanic or Latino | Not Hispanic or Latino |
|---|--------------|--------------|--|--------------|--|-------------------------------|---------------------------------------|
| Prostitution | 0 | 0 | 0 | 0 | 0 | 0 | 0 |
| Assisting or Promoting Prostitution | 0 | 0 | 0 | 0 | 0 | 0 | 0 |
| Purchasing Prostitution | 0 | 0 | 0 | 0 | 0 | 0 | 0 |
| Sex Offenses (Except Forcible Rape and Prostitution) | 0 | 0 | 0 | 0 | 0 | 0 | 0 |
| Total Prostitution & Commercialized Vice Violations: | 0 | 0 | 0 | 0 | 0 | 0 | 0 |

2016 Eureka County Arrests - Adults
By Race and Ethnicity

| Drug Abuse Violations: | White | Black | American Indian or Alaskan Native | Asian | Native Hawaiian or Other Pacific Islander | Hispanic or Latino | Not Hispanic or Latino |
|---|--------------|--------------|--|--------------|--|-------------------------------|---------------------------------------|
| Sale/Manufacturing: | | | | | | | |
| Opium or Cocaine and Their Derivatives (Morphine, Heroin, Codeine) | 0 | 0 | 0 | 0 | 0 | 0 | 0 |
| Marijuana | 2 | 0 | 0 | 0 | 0 | 0 | 2 |
| Synthetic Narcotics - Manufactured Narcotics Which Can Cause TrueDrug Addiction Demerol, Methadones) | 1 | 0 | 0 | 0 | 0 | 0 | 1 |
| Other - Dangerous Nonnarcotic Drugs (Barbiturates, Benzadrine) | 0 | 0 | 0 | 0 | 0 | 0 | 0 |
| Possession: | | | | | | | |
| Opium or Cocaine and Their Derivatives (Morphine, Heroin, Codeine) | 0 | 0 | 0 | 0 | 0 | 0 | 0 |
| Marijuana | 3 | 0 | 0 | 0 | 0 | 0 | 3 |
| Synthetic Narcotics - Manufactured Narcotics Which Can Cause TrueDrug Addiction (Demerol, Methadones) | 0 | 0 | 0 | 0 | 0 | 0 | 0 |
| Other - Dangerous Nonnarcotic Drugs (Barbiturates, Benzadrine) | 0 | 0 | 0 | 0 | 0 | 0 | 0 |
| Total Drug Abuse Violations: | 6 | 0 | 0 | 0 | 0 | 0 | 6 |

| Gambling: | White | Black | American Indian or Alaskan Native | Asian | Native Hawaiian or Other Pacific Islander | Hispanic or Latino | Not Hispanic or Latino |
|-----------------------------------|--------------|--------------|--|--------------|--|-------------------------------|---------------------------------------|
| Bookmaking (Horse and Sport Book) | 0 | 0 | 0 | 0 | 0 | 0 | 0 |
| Numbers and Lottery | 0 | 0 | 0 | 0 | 0 | 0 | 0 |
| All Other Gambling | 0 | 0 | 0 | 0 | 0 | 0 | 0 |
| Total Gambling Violations: | 0 | 0 | 0 | 0 | 0 | 0 | 0 |

| Miscellaneous: | White | Black | American Indian or Alaskan Native | Asian | Native Hawaiian or Other Pacific Islander | Hispanic or Latino | Not Hispanic or Latino |
|--|--------------|--------------|--|--------------|--|-------------------------------|---------------------------------------|
| Offenses Against the Family and Children | 0 | 0 | 0 | 0 | 0 | 0 | 0 |
| Driving Under the Influence | 5 | 1 | 1 | 0 | 0 | 0 | 7 |
| Liquor Laws | 0 | 0 | 0 | 0 | 0 | 0 | 0 |
| Drunkenness | 0 | 0 | 0 | 0 | 0 | 0 | 0 |
| Disorderly Conduct | 0 | 0 | 0 | 0 | 0 | 0 | 0 |
| Vagrancy | 0 | 0 | 0 | 0 | 0 | 0 | 0 |
| All Other Offenses (Except Traffic) | 10 | 0 | 1 | 0 | 1 | 1 | 11 |
| Suspicion | 0 | 0 | 0 | 0 | 0 | 0 | 0 |
| Total Miscellaneous Violations: | 15 | 1 | 2 | 0 | 1 | 1 | 18 |

| Human Trafficking: | White | Black | American Indian or Alaskan Native | Asian | Native Hawaiian or Other Pacific Islander | Hispanic or Latino | Not Hispanic or Latino |
|--|--------------|--------------|--|--------------|--|-------------------------------|---------------------------------------|
| Human Trafficking/ Commercial Sex Acts | 0 | 0 | 0 | 0 | 0 | 0 | 0 |
| Human Trafficking/ Involuntary Servitude | 0 | 0 | 0 | 0 | 0 | 0 | 0 |
| Total Human Trafficking Violations: | 0 | 0 | 0 | 0 | 0 | 0 | 0 |

2016 Humboldt County Arrests - Adults
By Race and Ethnicity

| Index Crimes: | White | Black | American Indian or Alaskan Native | Asian | Native Hawaiian or Other Pacific Islander | Hispanic or Latino | Not Hispanic or Latino |
|--|--------------|--------------|--|--------------|--|-------------------------------|---------------------------------------|
| Murder and Nonnegligent Manslaughter | 1 | 0 | 0 | 0 | 0 | 0 | 1 |
| Manslaughter by Negligence | 0 | 0 | 0 | 0 | 0 | 0 | 0 |
| Rape | 0 | 0 | 0 | 0 | 0 | 0 | 0 |
| Robbery | 1 | 0 | 0 | 0 | 0 | 0 | 1 |
| Aggravated Assault (Return A - 4a-d) | 9 | 0 | 1 | 0 | 0 | 3 | 7 |
| Burglary - Breaking or Entering | 5 | 0 | 0 | 0 | 0 | 2 | 3 |
| Larceny - Theft (Except Motor Vehicle Theft) | 41 | 3 | 7 | 1 | 0 | 4 | 48 |
| Motor Vehicle Theft | 5 | 0 | 0 | 0 | 0 | 1 | 4 |
| Arson | 0 | 0 | 0 | 0 | 0 | 0 | 0 |
| Total Index Crimes Violations: | 62 | 3 | 8 | 1 | 0 | 10 | 64 |

| Other Offenses: | White | Black | American Indian or Alaskan Native | Asian | Native Hawaiian or Other Pacific Islander | Hispanic or Latino | Not Hispanic or Latino |
|--|--------------|--------------|--|--------------|--|-------------------------------|---------------------------------------|
| Other Assaults (Return A - 4e) | 54 | 0 | 10 | 0 | 0 | 12 | 52 |
| Forgery and Counterfeiting | 0 | 0 | 0 | 0 | 0 | 0 | 0 |
| Fraud | 1 | 0 | 0 | 0 | 0 | 0 | 1 |
| Embezzlement | 0 | 1 | 0 | 0 | 0 | 0 | 1 |
| Stolen Property; Buying, Receiving, Possessing | 3 | 0 | 0 | 0 | 0 | 1 | 2 |
| Vandalism | 2 | 0 | 0 | 0 | 0 | 0 | 2 |
| Weapons; Carrying, Possessing, etc. | 5 | 0 | 0 | 0 | 0 | 1 | 4 |
| Total Other Offense Violations: | 65 | 1 | 10 | 0 | 0 | 14 | 62 |

| Prostitution and Commercialized Vice: | White | Black | American Indian or Alaskan Native | Asian | Native Hawaiian or Other Pacific Islander | Hispanic or Latino | Not Hispanic or Latino |
|---|--------------|--------------|--|--------------|--|-------------------------------|---------------------------------------|
| Prostitution | 0 | 0 | 0 | 0 | 0 | 0 | 0 |
| Assisting or Promoting Prostitution | 0 | 0 | 0 | 0 | 0 | 0 | 0 |
| Purchasing Prostitution | 0 | 0 | 0 | 0 | 0 | 0 | 0 |
| Sex Offenses (Except Forcible Rape and Prostitution) | 1 | 0 | 0 | 0 | 0 | 1 | 0 |
| Total Prostitution & Commercialized Vice Violations: | 1 | 0 | 0 | 0 | 0 | 1 | 0 |

2016 Humboldt County Arrests - Adults
By Race and Ethnicity

| Drug Abuse Violations: | White | Black | American Indian or Alaskan Native | Asian | Native Hawaiian or Other Pacific Islander | Hispanic or Latino | Not Hispanic or Latino |
|---|--------------|--------------|--|--------------|--|-------------------------------|---------------------------------------|
| Sale/Manufacturing: | | | | | | | |
| Opium or Cocaine and Their Derivatives (Morphine, Heroin, Codeine) | 0 | 0 | 0 | 0 | 0 | 0 | 0 |
| Marijuana | 0 | 0 | 0 | 0 | 0 | 0 | 0 |
| Synthetic Narcotics - Manufactured Narcotics Which Can Cause TrueDrug Addiction Demerol, Methadones) | 3 | 0 | 0 | 0 | 0 | 0 | 3 |
| Other - Dangerous Nonnarcotic Drugs (Barbiturates, Benzedrine) | 0 | 0 | 0 | 0 | 0 | 0 | 0 |
| Possession: | | | | | | | |
| Opium or Cocaine and Their Derivatives (Morphine, Heroin, Codeine) | 3 | 0 | 0 | 0 | 0 | 0 | 3 |
| Marijuana | 11 | 0 | 1 | 0 | 0 | 1 | 11 |
| Synthetic Narcotics - Manufactured Narcotics Which Can Cause TrueDrug Addiction (Demerol, Methadones) | 4 | 0 | 1 | 0 | 0 | 0 | 5 |
| Other - Dangerous Nonnarcotic Drugs (Barbiturates, Benzedrine) | 3 | 0 | 0 | 0 | 0 | 0 | 3 |
| Total Drug Abuse Violations: | 24 | 0 | 2 | 0 | 0 | 1 | 25 |

| Gambling: | White | Black | American Indian or Alaskan Native | Asian | Native Hawaiian or Other Pacific Islander | Hispanic or Latino | Not Hispanic or Latino |
|-----------------------------------|--------------|--------------|--|--------------|--|-------------------------------|---------------------------------------|
| Bookmaking (Horse and Sport Book) | 0 | 0 | 0 | 0 | 0 | 0 | 0 |
| Numbers and Lottery | 0 | 0 | 0 | 0 | 0 | 0 | 0 |
| All Other Gambling | 0 | 0 | 0 | 0 | 0 | 0 | 0 |
| Total Gambling Violations: | 0 | 0 | 0 | 0 | 0 | 0 | 0 |

| Miscellaneous: | White | Black | American Indian or Alaskan Native | Asian | Native Hawaiian or Other Pacific Islander | Hispanic or Latino | Not Hispanic or Latino |
|--|--------------|--------------|--|--------------|--|-------------------------------|---------------------------------------|
| Offenses Against the Family and Children | 5 | 0 | 0 | 0 | 0 | 1 | 4 |
| Driving Under the Influence | 40 | 0 | 2 | 0 | 0 | 7 | 35 |
| Liquor Laws | 1 | 0 | 0 | 0 | 0 | 0 | 1 |
| Drunkenness | 1 | 0 | 4 | 0 | 0 | 0 | 5 |
| Disorderly Conduct | 20 | 0 | 6 | 0 | 0 | 2 | 24 |
| Vagrancy | 0 | 0 | 0 | 0 | 0 | 0 | 0 |
| All Other Offenses (Except Traffic) | 132 | 4 | 19 | 0 | 0 | 30 | 125 |
| Suspicion | 0 | 0 | 0 | 0 | 0 | 0 | 0 |
| Total Miscellaneous Violations: | 199 | 4 | 31 | 0 | 0 | 40 | 194 |

| Human Trafficking: | White | Black | American Indian or Alaskan Native | Asian | Native Hawaiian or Other Pacific Islander | Hispanic or Latino | Not Hispanic or Latino |
|--|--------------|--------------|--|--------------|--|-------------------------------|---------------------------------------|
| Human Trafficking/ Commercial Sex Acts | 0 | 0 | 0 | 0 | 0 | 0 | 0 |
| Human Trafficking/ Involuntary Servitude | 0 | 0 | 0 | 0 | 0 | 0 | 0 |
| Total Human Trafficking Violations: | 0 | 0 | 0 | 0 | 0 | 0 | 0 |

2016 Humboldt County School District PD Arrests - Adults
By Race and Ethnicity

| Index Crimes: | White | Black | American Indian or Alaskan Native | Asian | Native Hawaiian or Other Pacific Islander | Hispanic or Latino | Not Hispanic or Latino |
|--|--------------|--------------|--|--------------|--|-------------------------------|---------------------------------------|
| Murder and Nonnegligent Manslaughter | 0 | 0 | 0 | 0 | 0 | 0 | 0 |
| Manslaughter by Negligence | 0 | 0 | 0 | 0 | 0 | 0 | 0 |
| Rape | 0 | 0 | 0 | 0 | 0 | 0 | 0 |
| Robbery | 0 | 0 | 0 | 0 | 0 | 0 | 0 |
| Aggravated Assault (Return A - 4a-d) | 0 | 0 | 0 | 0 | 0 | 0 | 0 |
| Burglary - Breaking or Entering | 0 | 0 | 0 | 0 | 0 | 0 | 0 |
| Larceny - Theft (Except Motor Vehicle Theft) | 0 | 0 | 0 | 0 | 0 | 0 | 0 |
| Motor Vehicle Theft | 0 | 0 | 0 | 0 | 0 | 0 | 0 |
| Arson | 0 | 0 | 0 | 0 | 0 | 0 | 0 |
| Total Index Crimes Violations: | 0 | 0 | 0 | 0 | 0 | 0 | 0 |

| Other Offenses: | White | Black | American Indian or Alaskan Native | Asian | Native Hawaiian or Other Pacific Islander | Hispanic or Latino | Not Hispanic or Latino |
|--|--------------|--------------|--|--------------|--|-------------------------------|---------------------------------------|
| Other Assaults (Return A - 4e) | 0 | 0 | 0 | 0 | 0 | 0 | 0 |
| Forgery and Counterfeiting | 0 | 0 | 0 | 0 | 0 | 0 | 0 |
| Fraud | 0 | 0 | 0 | 0 | 0 | 0 | 0 |
| Embezzlement | 0 | 0 | 0 | 0 | 0 | 0 | 0 |
| Stolen Property; Buying, Receiving, Possessing | 0 | 0 | 0 | 0 | 0 | 0 | 0 |
| Vandalism | 1 | 0 | 0 | 0 | 0 | 0 | 1 |
| Weapons; Carrying, Possessing, etc. | 0 | 0 | 0 | 0 | 0 | 0 | 0 |
| Total Other Offense Violations: | 1 | 0 | 0 | 0 | 0 | 0 | 1 |

| Prostitution and Commercialized Vice: | White | Black | American Indian or Alaskan Native | Asian | Native Hawaiian or Other Pacific Islander | Hispanic or Latino | Not Hispanic or Latino |
|---|--------------|--------------|--|--------------|--|-------------------------------|---------------------------------------|
| Prostitution | 0 | 0 | 0 | 0 | 0 | 0 | 0 |
| Assisting or Promoting Prostitution | 0 | 0 | 0 | 0 | 0 | 0 | 0 |
| Purchasing Prostitution | 0 | 0 | 0 | 0 | 0 | 0 | 0 |
| Sex Offenses (Except Forcible Rape and Prostitution) | 0 | 0 | 0 | 0 | 0 | 0 | 0 |
| Total Prostitution & Commercialized Vice Violations: | 0 | 0 | 0 | 0 | 0 | 0 | 0 |

2016 Humboldt County School District PD Arrests - Adults
By Race and Ethnicity

| Drug Abuse Violations: | White | Black | American Indian or Alaskan Native | Asian | Native Hawaiian or Other Pacific Islander | Hispanic or Latino | Not Hispanic or Latino |
|---|--------------|--------------|--|--------------|--|-------------------------------|---------------------------------------|
| Sale/Manufacturing: | | | | | | | |
| Opium or Cocaine and Their Derivatives (Morphine, Heroin, Codeine) | 0 | 0 | 0 | 0 | 0 | 0 | 0 |
| Marijuana | 0 | 0 | 0 | 0 | 0 | 0 | 0 |
| Synthetic Narcotics - Manufactured Narcotics Which Can Cause TrueDrug Addiction Demerol, Methadones) | 0 | 0 | 0 | 0 | 0 | 0 | 0 |
| Other - Dangerous Nonnarcotic Drugs (Barbiturates, Benzedrine) | 0 | 0 | 0 | 0 | 0 | 0 | 0 |
| Possession: | | | | | | | |
| Opium or Cocaine and Their Derivatives (Morphine, Heroin, Codeine) | 0 | 0 | 0 | 0 | 0 | 0 | 0 |
| Marijuana | 0 | 0 | 0 | 0 | 0 | 0 | 0 |
| Synthetic Narcotics - Manufactured Narcotics Which Can Cause TrueDrug Addiction (Demerol, Methadones) | 0 | 0 | 0 | 0 | 0 | 0 | 0 |
| Other - Dangerous Nonnarcotic Drugs (Barbiturates, Benzedrine) | 0 | 0 | 0 | 0 | 0 | 0 | 0 |
| Total Drug Abuse Violations: | 0 | 0 | 0 | 0 | 0 | 0 | 0 |

| Gambling: | White | Black | American Indian or Alaskan Native | Asian | Native Hawaiian or Other Pacific Islander | Hispanic or Latino | Not Hispanic or Latino |
|-----------------------------------|--------------|--------------|--|--------------|--|-------------------------------|---------------------------------------|
| Bookmaking (Horse and Sport Book) | 0 | 0 | 0 | 0 | 0 | 0 | 0 |
| Numbers and Lottery | 0 | 0 | 0 | 0 | 0 | 0 | 0 |
| All Other Gambling | 0 | 0 | 0 | 0 | 0 | 0 | 0 |
| Total Gambling Violations: | 0 | 0 | 0 | 0 | 0 | 0 | 0 |

| Miscellaneous: | White | Black | American Indian or Alaskan Native | Asian | Native Hawaiian or Other Pacific Islander | Hispanic or Latino | Not Hispanic or Latino |
|--|--------------|--------------|--|--------------|--|-------------------------------|---------------------------------------|
| Offenses Against the Family and Children | 0 | 0 | 0 | 0 | 0 | 0 | 0 |
| Driving Under the Influence | 0 | 0 | 0 | 0 | 0 | 0 | 0 |
| Liquor Laws | 0 | 0 | 0 | 0 | 0 | 0 | 0 |
| Drunkenness | 0 | 0 | 0 | 0 | 0 | 0 | 0 |
| Disorderly Conduct | 0 | 0 | 0 | 0 | 0 | 0 | 0 |
| Vagrancy | 0 | 0 | 0 | 0 | 0 | 0 | 0 |
| All Other Offenses (Except Traffic) | 0 | 0 | 0 | 0 | 0 | 0 | 0 |
| Suspicion | 0 | 0 | 0 | 0 | 0 | 0 | 0 |
| Total Miscellaneous Violations: | 0 | 0 | 0 | 0 | 0 | 0 | 0 |

| Human Trafficking: | White | Black | American Indian or Alaskan Native | Asian | Native Hawaiian or Other Pacific Islander | Hispanic or Latino | Not Hispanic or Latino |
|--|--------------|--------------|--|--------------|--|-------------------------------|---------------------------------------|
| Human Trafficking/ Commercial Sex Acts | 0 | 0 | 0 | 0 | 0 | 0 | 0 |
| Human Trafficking/ Involuntary Servitude | 0 | 0 | 0 | 0 | 0 | 0 | 0 |
| Total Human Trafficking Violations: | 0 | 0 | 0 | 0 | 0 | 0 | 0 |

2016 Humboldt County SO Arrests - Adults
By Race and Ethnicity

| Index Crimes: | White | Black | American Indian or Alaskan Native | Asian | Native Hawaiian or Other Pacific Islander | Hispanic or Latino | Not Hispanic or Latino |
|--|--------------|--------------|--|--------------|--|-------------------------------|---------------------------------------|
| Murder and Nonnegligent Manslaughter | 1 | 0 | 0 | 0 | 0 | 0 | 1 |
| Manslaughter by Negligence | 0 | 0 | 0 | 0 | 0 | 0 | 0 |
| Rape | 0 | 0 | 0 | 0 | 0 | 0 | 0 |
| Robbery | 0 | 0 | 0 | 0 | 0 | 0 | 0 |
| Aggravated Assault (Return A - 4a-d) | 4 | 0 | 0 | 0 | 0 | 1 | 3 |
| Burglary - Breaking or Entering | 1 | 0 | 0 | 0 | 0 | 1 | 0 |
| Larceny - Theft (Except Motor Vehicle Theft) | 0 | 0 | 0 | 0 | 0 | 0 | 0 |
| Motor Vehicle Theft | 2 | 0 | 0 | 0 | 0 | 1 | 1 |
| Arson | 0 | 0 | 0 | 0 | 0 | 0 | 0 |
| Total Index Crimes Violations: | 8 | 0 | 0 | 0 | 0 | 3 | 5 |

| Other Offenses: | White | Black | American Indian or Alaskan Native | Asian | Native Hawaiian or Other Pacific Islander | Hispanic or Latino | Not Hispanic or Latino |
|--|--------------|--------------|--|--------------|--|-------------------------------|---------------------------------------|
| Other Assaults (Return A - 4e) | 17 | 0 | 3 | 0 | 0 | 7 | 13 |
| Forgery and Counterfeiting | 0 | 0 | 0 | 0 | 0 | 0 | 0 |
| Fraud | 1 | 0 | 0 | 0 | 0 | 0 | 1 |
| Embezzlement | 0 | 0 | 0 | 0 | 0 | 0 | 0 |
| Stolen Property; Buying, Receiving, Possessing | 0 | 0 | 0 | 0 | 0 | 0 | 0 |
| Vandalism | 1 | 0 | 0 | 0 | 0 | 0 | 1 |
| Weapons; Carrying, Possessing, etc. | 4 | 0 | 0 | 0 | 0 | 1 | 3 |
| Total Other Offense Violations: | 23 | 0 | 3 | 0 | 0 | 8 | 18 |

| Prostitution and Commercialized Vice: | White | Black | American Indian or Alaskan Native | Asian | Native Hawaiian or Other Pacific Islander | Hispanic or Latino | Not Hispanic or Latino |
|---|--------------|--------------|--|--------------|--|-------------------------------|---------------------------------------|
| Prostitution | 0 | 0 | 0 | 0 | 0 | 0 | 0 |
| Assisting or Promoting Prostitution | 0 | 0 | 0 | 0 | 0 | 0 | 0 |
| Purchasing Prostitution | 0 | 0 | 0 | 0 | 0 | 0 | 0 |
| Sex Offenses (Except Forcible Rape and Prostitution) | 0 | 0 | 0 | 0 | 0 | 0 | 0 |
| Total Prostitution & Commercialized Vice Violations: | 0 | 0 | 0 | 0 | 0 | 0 | 0 |

2016 Humboldt County SO Arrests - Adults
By Race and Ethnicity

| Drug Abuse Violations: | White | Black | American Indian or Alaskan Native | Asian | Native Hawaiian or Other Pacific Islander | Hispanic or Latino | Not Hispanic or Latino |
|---|--------------|--------------|--|--------------|--|-------------------------------|---------------------------------------|
| Sale/Manufacturing: | | | | | | | |
| Opium or Cocaine and Their Derivatives (Morphine, Heroin, Codeine) | 0 | 0 | 0 | 0 | 0 | 0 | 0 |
| Marijuana | 0 | 0 | 0 | 0 | 0 | 0 | 0 |
| Synthetic Narcotics - Manufactured Narcotics Which Can Cause TrueDrug Addiction Demerol, Methadones) | 0 | 0 | 0 | 0 | 0 | 0 | 0 |
| Other - Dangerous Nonnarcotic Drugs (Barbiturates, Benzedrine) | 0 | 0 | 0 | 0 | 0 | 0 | 0 |
| Possession: | | | | | | | |
| Opium or Cocaine and Their Derivatives (Morphine, Heroin, Codeine) | 0 | 0 | 0 | 0 | 0 | 0 | 0 |
| Marijuana | 0 | 0 | 0 | 0 | 0 | 0 | 0 |
| Synthetic Narcotics - Manufactured Narcotics Which Can Cause TrueDrug Addiction (Demerol, Methadones) | 0 | 0 | 0 | 0 | 0 | 0 | 0 |
| Other - Dangerous Nonnarcotic Drugs (Barbiturates, Benzedrine) | 0 | 0 | 0 | 0 | 0 | 0 | 0 |
| Total Drug Abuse Violations: | 0 | 0 | 0 | 0 | 0 | 0 | 0 |

| Gambling: | White | Black | American Indian or Alaskan Native | Asian | Native Hawaiian or Other Pacific Islander | Hispanic or Latino | Not Hispanic or Latino |
|-----------------------------------|--------------|--------------|--|--------------|--|-------------------------------|---------------------------------------|
| Bookmaking (Horse and Sport Book) | 0 | 0 | 0 | 0 | 0 | 0 | 0 |
| Numbers and Lottery | 0 | 0 | 0 | 0 | 0 | 0 | 0 |
| All Other Gambling | 0 | 0 | 0 | 0 | 0 | 0 | 0 |
| Total Gambling Violations: | 0 | 0 | 0 | 0 | 0 | 0 | 0 |

| Miscellaneous: | White | Black | American Indian or Alaskan Native | Asian | Native Hawaiian or Other Pacific Islander | Hispanic or Latino | Not Hispanic or Latino |
|--|--------------|--------------|--|--------------|--|-------------------------------|---------------------------------------|
| Offenses Against the Family and Children | 3 | 0 | 0 | 0 | 0 | 0 | 3 |
| Driving Under the Influence | 17 | 0 | 0 | 0 | 0 | 1 | 16 |
| Liquor Laws | 0 | 0 | 0 | 0 | 0 | 0 | 0 |
| Drunkenness | 0 | 0 | 0 | 0 | 0 | 0 | 0 |
| Disorderly Conduct | 0 | 0 | 0 | 0 | 0 | 0 | 0 |
| Vagrancy | 0 | 0 | 0 | 0 | 0 | 0 | 0 |
| All Other Offenses (Except Traffic) | 55 | 1 | 8 | 0 | 0 | 17 | 47 |
| Suspicion | 0 | 0 | 0 | 0 | 0 | 0 | 0 |
| Total Miscellaneous Violations: | 75 | 1 | 8 | 0 | 0 | 18 | 66 |

| Human Trafficking: | White | Black | American Indian or Alaskan Native | Asian | Native Hawaiian or Other Pacific Islander | Hispanic or Latino | Not Hispanic or Latino |
|--|--------------|--------------|--|--------------|--|-------------------------------|---------------------------------------|
| Human Trafficking/ Commercial Sex Acts | 0 | 0 | 0 | 0 | 0 | 0 | 0 |
| Human Trafficking/ Involuntary Servitude | 0 | 0 | 0 | 0 | 0 | 0 | 0 |
| Total Human Trafficking Violations: | 0 | 0 | 0 | 0 | 0 | 0 | 0 |

2016 Winnemucca PD Arrests - Juvenile
By Race and Ethnicity

| Index Crimes: | White | Black | American Indian or Alaskan Native | Asian | Native Hawaiian or Other Pacific Islander | Hispanic or Latino | Not Hispanic or Latino |
|--|--------------|--------------|--|--------------|--|-------------------------------|---------------------------------------|
| Murder and Nonnegligent Manslaughter | 0 | 0 | 0 | 0 | 0 | 0 | 0 |
| Manslaughter by Negligence | 0 | 0 | 0 | 0 | 0 | 0 | 0 |
| Rape | 0 | 0 | 0 | 0 | 0 | 0 | 0 |
| Robbery | 0 | 0 | 0 | 0 | 0 | 0 | 0 |
| Aggravated Assault (Return A - 4a-d) | 0 | 0 | 0 | 0 | 0 | 0 | 0 |
| Burglary - Breaking or Entering | 1 | 0 | 0 | 0 | 0 | 0 | 1 |
| Larceny - Theft (Except Motor Vehicle Theft) | 2 | 1 | 0 | 0 | 0 | 1 | 2 |
| Motor Vehicle Theft | 0 | 0 | 0 | 0 | 0 | 0 | 0 |
| Arson | 0 | 0 | 0 | 0 | 0 | 0 | 0 |
| Total Index Crimes Violations: | 3 | 1 | 0 | 0 | 0 | 1 | 3 |

| Other Offenses: | White | Black | American Indian or Alaskan Native | Asian | Native Hawaiian or Other Pacific Islander | Hispanic or Latino | Not Hispanic or Latino |
|--|--------------|--------------|--|--------------|--|-------------------------------|---------------------------------------|
| Other Assaults (Return A - 4e) | 5 | 0 | 1 | 0 | 0 | 1 | 5 |
| Forgery and Counterfeiting | 0 | 0 | 0 | 0 | 0 | 0 | 0 |
| Fraud | 0 | 0 | 0 | 0 | 0 | 0 | 0 |
| Embezzlement | 0 | 0 | 0 | 0 | 0 | 0 | 0 |
| Stolen Property; Buying, Receiving, Possessing | 0 | 0 | 0 | 0 | 0 | 0 | 0 |
| Vandalism | 1 | 0 | 0 | 0 | 0 | 0 | 1 |
| Weapons; Carrying, Possessing, etc. | 0 | 0 | 0 | 0 | 0 | 0 | 0 |
| Total Other Offense Violations: | 6 | 0 | 1 | 0 | 0 | 1 | 6 |

| Prostitution and Commercialized Vice: | White | Black | American Indian or Alaskan Native | Asian | Native Hawaiian or Other Pacific Islander | Hispanic or Latino | Not Hispanic or Latino |
|---|--------------|--------------|--|--------------|--|-------------------------------|---------------------------------------|
| Prostitution | 0 | 0 | 0 | 0 | 0 | 0 | 0 |
| Assisting or Promoting Prostitution | 0 | 0 | 0 | 0 | 0 | 0 | 0 |
| Purchasing Prostitution | 0 | 0 | 0 | 0 | 0 | 0 | 0 |
| Sex Offenses (Except Forcible Rape and Prostitution) | 0 | 0 | 0 | 0 | 0 | 0 | 0 |
| Total Prostitution & Commercialized Vice Violations: | 0 | 0 | 0 | 0 | 0 | 0 | 0 |

2016 Winnemucca PD Arrests - Juvenile
By Race and Ethnicity

| Drug Abuse Violations: | White | Black | American Indian or Alaskan Native | Asian | Native Hawaiian or Other Pacific Islander | Hispanic or Latino | Not Hispanic or Latino |
|---|--------------|--------------|--|--------------|--|-------------------------------|---------------------------------------|
| Sale/Manufacturing: | | | | | | | |
| Opium or Cocaine and Their Derivatives (Morphine, Heroin, Codeine) | 0 | 0 | 0 | 0 | 0 | 0 | 0 |
| Marijuana | 0 | 0 | 0 | 0 | 0 | 0 | 0 |
| Synthetic Narcotics - Manufactured Narcotics Which Can Cause TrueDrug Addiction Demerol, Methadones) | 0 | 0 | 0 | 0 | 0 | 0 | 0 |
| Other - Dangerous Nonnarcotic Drugs (Barbiturates, Benezdrine) | 0 | 0 | 0 | 0 | 0 | 0 | 0 |
| Possession: | | | | | | | |
| Opium or Cocaine and Their Derivatives (Morphine, Heroin, Codeine) | 0 | 0 | 0 | 0 | 0 | 0 | 0 |
| Marijuana | 3 | 0 | 0 | 0 | 0 | 0 | 3 |
| Synthetic Narcotics - Manufactured Narcotics Which Can Cause TrueDrug Addiction (Demerol, Methadones) | 0 | 0 | 0 | 0 | 0 | 0 | 0 |
| Other - Dangerous Nonnarcotic Drugs (Barbiturates, Benezdrine) | 0 | 0 | 0 | 0 | 0 | 0 | 0 |
| Total Drug Abuse Violations: | 3 | 0 | 0 | 0 | 0 | 0 | 3 |

| Gambling: | White | Black | American Indian or Alaskan Native | Asian | Native Hawaiian or Other Pacific Islander | Hispanic or Latino | Not Hispanic or Latino |
|-----------------------------------|--------------|--------------|--|--------------|--|-------------------------------|---------------------------------------|
| Bookmaking (Horse and Sport Book) | 0 | 0 | 0 | 0 | 0 | 0 | 0 |
| Numbers and Lottery | 0 | 0 | 0 | 0 | 0 | 0 | 0 |
| All Other Gambling | 0 | 0 | 0 | 0 | 0 | 0 | 0 |
| Total Gambling Violations: | 0 | 0 | 0 | 0 | 0 | 0 | 0 |

| Miscellaneous: | White | Black | American Indian or Alaskan Native | Asian | Native Hawaiian or Other Pacific Islander | Hispanic or Latino | Not Hispanic or Latino |
|--|--------------|--------------|--|--------------|--|-------------------------------|---------------------------------------|
| Offenses Against the Family and Children | 2 | 0 | 0 | 0 | 0 | 1 | 1 |
| Driving Under the Influence | 0 | 0 | 0 | 0 | 0 | 0 | 0 |
| Liquor Laws | 0 | 0 | 0 | 0 | 0 | 0 | 0 |
| Drunkenness | 0 | 0 | 0 | 0 | 0 | 0 | 0 |
| Disorderly Conduct | 0 | 0 | 0 | 0 | 0 | 0 | 0 |
| Vagrancy | 0 | 0 | 0 | 0 | 0 | 0 | 0 |
| All Other Offenses (Except Traffic) | 4 | 0 | 0 | 0 | 0 | 1 | 3 |
| Suspicion | 0 | 0 | 0 | 0 | 0 | 0 | 0 |
| Total Miscellaneous Violations: | 6 | 0 | 0 | 0 | 0 | 2 | 4 |

| Human Trafficking: | White | Black | American Indian or Alaskan Native | Asian | Native Hawaiian or Other Pacific Islander | Hispanic or Latino | Not Hispanic or Latino |
|--|--------------|--------------|--|--------------|--|-------------------------------|---------------------------------------|
| Human Trafficking/ Commercial Sex Acts | 0 | 0 | 0 | 0 | 0 | 0 | 0 |
| Human Trafficking/ Involuntary Servitude | 0 | 0 | 0 | 0 | 0 | 0 | 0 |
| Total Human Trafficking Violations: | 0 | 0 | 0 | 0 | 0 | 0 | 0 |

2016 Lander County Arrests - Adults
By Race and Ethnicity

| Index Crimes: | White | Black | American Indian or Alaskan Native | Asian | Native Hawaiian or Other Pacific Islander | Hispanic or Latino | Not Hispanic or Latino |
|--|--------------|--------------|--|--------------|--|-------------------------------|---------------------------------------|
| Murder and Nonnegligent Manslaughter | 0 | 0 | 0 | 0 | 0 | 0 | 0 |
| Manslaughter by Negligence | 0 | 0 | 0 | 0 | 0 | 0 | 0 |
| Rape | 0 | 0 | 0 | 0 | 0 | 0 | 0 |
| Robbery | 0 | 0 | 0 | 0 | 0 | 0 | 0 |
| Aggravated Assault (Return A - 4a-d) | 8 | 1 | 1 | 0 | 0 | 3 | 7 |
| Burglary - Breaking or Entering | 3 | 0 | 0 | 0 | 0 | 1 | 2 |
| Larceny - Theft (Except Motor Vehicle Theft) | 2 | 1 | 0 | 0 | 0 | 0 | 3 |
| Motor Vehicle Theft | 1 | 0 | 0 | 0 | 0 | 0 | 1 |
| Arson | 0 | 0 | 0 | 0 | 0 | 0 | 0 |
| Total Index Crimes Violations: | 14 | 2 | 1 | 0 | 0 | 4 | 13 |

| Other Offenses: | White | Black | American Indian or Alaskan Native | Asian | Native Hawaiian or Other Pacific Islander | Hispanic or Latino | Not Hispanic or Latino |
|--|--------------|--------------|--|--------------|--|-------------------------------|---------------------------------------|
| Other Assaults (Return A - 4e) | 21 | 0 | 1 | 0 | 0 | 4 | 18 |
| Forgery and Counterfeiting | 1 | 1 | 0 | 0 | 0 | 1 | 1 |
| Fraud | 0 | 0 | 0 | 0 | 0 | 0 | 0 |
| Embezzlement | 0 | 0 | 0 | 0 | 0 | 0 | 0 |
| Stolen Property; Buying, Receiving, Possessing | 0 | 0 | 0 | 0 | 0 | 0 | 0 |
| Vandalism | 1 | 0 | 0 | 0 | 0 | 0 | 1 |
| Weapons; Carrying, Possessing, etc. | 1 | 0 | 0 | 0 | 0 | 0 | 1 |
| Total Other Offense Violations: | 24 | 1 | 1 | 0 | 0 | 5 | 21 |

| Prostitution and Commercialized Vice: | White | Black | American Indian or Alaskan Native | Asian | Native Hawaiian or Other Pacific Islander | Hispanic or Latino | Not Hispanic or Latino |
|---|--------------|--------------|--|--------------|--|-------------------------------|---------------------------------------|
| Prostitution | 0 | 0 | 0 | 0 | 0 | 0 | 0 |
| Assisting or Promoting Prostitution | 0 | 0 | 0 | 0 | 0 | 0 | 0 |
| Purchasing Prostitution | 0 | 0 | 0 | 0 | 0 | 0 | 0 |
| Sex Offenses (Except Forcible Rape and Prostitution) | 0 | 0 | 0 | 0 | 0 | 0 | 0 |
| Total Prostitution & Commercialized Vice Violations: | 0 | 0 | 0 | 0 | 0 | 0 | 0 |

2016 Lander County Arrests - Adults
By Race and Ethnicity

| Drug Abuse Violations: | White | Black | American Indian or Alaskan Native | Asian | Native Hawaiian or Other Pacific Islander | Hispanic or Latino | Not Hispanic or Latino |
|---|--------------|--------------|--|--------------|--|-------------------------------|---------------------------------------|
| Sale/Manufacturing: | | | | | | | |
| Opium or Cocaine and Their Derivatives (Morphine, Heroin, Codeine) | 0 | 0 | 0 | 0 | 0 | 0 | 0 |
| Marijuana | 0 | 0 | 0 | 0 | 0 | 0 | 0 |
| Synthetic Narcotics - Manufactured Narcotics Which Can Cause TrueDrug Addiction Demerol, Methadones) | 0 | 0 | 0 | 0 | 0 | 0 | 0 |
| Other - Dangerous Nonnarcotic Drugs (Barbiturates, Benezdrine) | 4 | 0 | 1 | 0 | 0 | 1 | 4 |
| Possession: | | | | | | | |
| Opium or Cocaine and Their Derivatives (Morphine, Heroin, Codeine) | 0 | 0 | 0 | 0 | 0 | 0 | 0 |
| Marijuana | 0 | 0 | 0 | 0 | 0 | 0 | 0 |
| Synthetic Narcotics - Manufactured Narcotics Which Can Cause TrueDrug Addiction (Demerol, Methadones) | 0 | 0 | 0 | 0 | 0 | 0 | 0 |
| Other - Dangerous Nonnarcotic Drugs (Barbiturates, Benezdrine) | 0 | 0 | 0 | 0 | 0 | 0 | 0 |
| Total Drug Abuse Violations: | 4 | 0 | 1 | 0 | 0 | 1 | 4 |

| Gambling: | White | Black | American Indian or Alaskan Native | Asian | Native Hawaiian or Other Pacific Islander | Hispanic or Latino | Not Hispanic or Latino |
|-----------------------------------|--------------|--------------|--|--------------|--|-------------------------------|---------------------------------------|
| Bookmaking (Horse and Sport Book) | 0 | 0 | 0 | 0 | 0 | 0 | 0 |
| Numbers and Lottery | 0 | 0 | 0 | 0 | 0 | 0 | 0 |
| All Other Gambling | 0 | 0 | 0 | 0 | 0 | 0 | 0 |
| Total Gambling Violations: | 0 | 0 | 0 | 0 | 0 | 0 | 0 |

| Miscellaneous: | White | Black | American Indian or Alaskan Native | Asian | Native Hawaiian or Other Pacific Islander | Hispanic or Latino | Not Hispanic or Latino |
|--|--------------|--------------|--|--------------|--|-------------------------------|---------------------------------------|
| Offenses Against the Family and Children | 5 | 0 | 0 | 0 | 0 | 2 | 3 |
| Driving Under the Influence | 21 | 0 | 2 | 0 | 0 | 6 | 17 |
| Liquor Laws | 14 | 0 | 1 | 0 | 0 | 3 | 12 |
| Drunkenness | 0 | 0 | 0 | 0 | 0 | 0 | 0 |
| Disorderly Conduct | 1 | 0 | 0 | 0 | 0 | 0 | 1 |
| Vagrancy | 0 | 0 | 0 | 0 | 0 | 0 | 0 |
| All Other Offenses (Except Traffic) | 94 | 3 | 11 | 0 | 3 | 27 | 84 |
| Suspicion | 0 | 0 | 0 | 0 | 0 | 0 | 0 |
| Total Miscellaneous Violations: | 135 | 3 | 14 | 0 | 3 | 38 | 117 |

| Human Trafficking: | White | Black | American Indian or Alaskan Native | Asian | Native Hawaiian or Other Pacific Islander | Hispanic or Latino | Not Hispanic or Latino |
|--|--------------|--------------|--|--------------|--|-------------------------------|---------------------------------------|
| Human Trafficking/ Commercial Sex Acts | 0 | 0 | 0 | 0 | 0 | 0 | 0 |
| Human Trafficking/ Involuntary Servitude | 0 | 0 | 0 | 0 | 0 | 0 | 0 |
| Total Human Trafficking Violations: | 0 | 0 | 0 | 0 | 0 | 0 | 0 |

2016 Lincoln County Arrests - Adults
By Race and Ethnicity

| Index Crimes: | White | Black | American Indian or Alaskan Native | Asian | Native Hawaiian or Other Pacific Islander | Hispanic or Latino | Not Hispanic or Latino |
|--|--------------|--------------|--|--------------|--|-------------------------------|---------------------------------------|
| Murder and Nonnegligent Manslaughter | 0 | 0 | 0 | 0 | 0 | 0 | 0 |
| Manslaughter by Negligence | 0 | 0 | 0 | 0 | 0 | 0 | 0 |
| Rape | 1 | 0 | 0 | 0 | 0 | 0 | 0 |
| Robbery | 1 | 1 | 0 | 0 | 0 | 0 | 2 |
| Aggravated Assault (Return A - 4a-d) | 1 | 0 | 0 | 0 | 0 | 0 | 0 |
| Burglary - Breaking or Entering | 0 | 0 | 0 | 0 | 0 | 0 | 0 |
| Larceny - Theft (Except Motor Vehicle Theft) | 0 | 0 | 0 | 0 | 0 | 0 | 0 |
| Motor Vehicle Theft | 0 | 0 | 0 | 0 | 0 | 0 | 0 |
| Arson | 0 | 0 | 0 | 0 | 0 | 0 | 0 |
| Total Index Crimes Violations: | 3 | 1 | 0 | 0 | 0 | 0 | 2 |

| Other Offenses: | White | Black | American Indian or Alaskan Native | Asian | Native Hawaiian or Other Pacific Islander | Hispanic or Latino | Not Hispanic or Latino |
|--|--------------|--------------|--|--------------|--|-------------------------------|---------------------------------------|
| Other Assaults (Return A - 4e) | 20 | 0 | 1 | 0 | 0 | 0 | 3 |
| Forgery and Counterfeiting | 0 | 0 | 0 | 0 | 0 | 0 | 0 |
| Fraud | 2 | 0 | 0 | 0 | 0 | 0 | 1 |
| Embezzlement | 0 | 0 | 0 | 0 | 0 | 0 | 0 |
| Stolen Property; Buying, Receiving, Possessing | 0 | 0 | 0 | 0 | 0 | 0 | 0 |
| Vandalism | 0 | 0 | 0 | 0 | 0 | 0 | 0 |
| Weapons; Carrying, Possessing, etc. | 5 | 2 | 0 | 0 | 0 | 0 | 1 |
| Total Other Offense Violations: | 27 | 2 | 1 | 0 | 0 | 0 | 5 |

| Prostitution and Commercialized Vice: | White | Black | American Indian or Alaskan Native | Asian | Native Hawaiian or Other Pacific Islander | Hispanic or Latino | Not Hispanic or Latino |
|---|--------------|--------------|--|--------------|--|-------------------------------|---------------------------------------|
| Prostitution | 0 | 0 | 0 | 0 | 0 | 0 | 0 |
| Assisting or Promoting Prostitution | 0 | 0 | 0 | 0 | 0 | 0 | 0 |
| Purchasing Prostitution | 0 | 0 | 0 | 0 | 0 | 0 | 0 |
| Sex Offenses (Except Forcible Rape and Prostitution) | 2 | 0 | 0 | 0 | 0 | 0 | 0 |
| Total Prostitution & Commercialized Vice Violations: | 2 | 0 | 0 | 0 | 0 | 0 | 0 |

2016 Lincoln County Arrests - Adults
By Race and Ethnicity

| Drug Abuse Violations: | White | Black | American Indian or Alaskan Native | Asian | Native Hawaiian or Other Pacific Islander | Hispanic or Latino | Not Hispanic or Latino |
|---|-----------|----------|--|----------|---|-----------------------|------------------------------|
| Sale/Manufacturing: | | | | | | | |
| Opium or Cocaine and Their Derivatives (Morphine, Heroin, Codeine) | 0 | 0 | 0 | 0 | 0 | 0 | 0 |
| Marijuana | 0 | 0 | 0 | 0 | 0 | 0 | 0 |
| Synthetic Narcotics - Manufactured Narcotics Which Can Cause TrueDrug Addiction Demerol, Methadones) | 0 | 0 | 0 | 0 | 0 | 0 | 0 |
| Other - Dangerous Nonnarcotic Drugs (Barbiturates, Benzedrine) | 1 | 0 | 0 | 0 | 0 | 0 | 0 |
| Possession: | | | | | | | |
| Opium or Cocaine and Their Derivatives (Morphine, Heroin, Codeine) | 0 | 0 | 0 | 0 | 0 | 0 | 0 |
| Marijuana | 7 | 0 | 0 | 0 | 0 | 0 | 0 |
| Synthetic Narcotics - Manufactured Narcotics Which Can Cause TrueDrug Addiction (Demerol, Methadones) | 0 | 0 | 0 | 0 | 0 | 0 | 0 |
| Other - Dangerous Nonnarcotic Drugs (Barbiturates, Benzedrine) | 15 | 0 | 1 | 0 | 0 | 0 | 1 |
| Total Drug Abuse Violations: | 23 | 0 | 1 | 0 | 0 | 0 | 1 |

| Gambling: | White | Black | American Indian or Alaskan Native | Asian | Native Hawaiian or Other Pacific Islander | Hispanic or Latino | Not Hispanic or Latino |
|-----------------------------------|----------|----------|--|----------|---|-----------------------|------------------------------|
| Bookmaking (Horse and Sport Book) | 0 | 0 | 0 | 0 | 0 | 0 | 0 |
| Numbers and Lottery | 0 | 0 | 0 | 0 | 0 | 0 | 0 |
| All Other Gambling | 0 | 0 | 0 | 0 | 0 | 0 | 0 |
| Total Gambling Violations: | 0 | 0 | 0 | 0 | 0 | 0 | 0 |

| Miscellaneous: | White | Black | American Indian or Alaskan Native | Asian | Native Hawaiian or Other Pacific Islander | Hispanic or Latino | Not Hispanic or Latino |
|--|-----------|----------|--|----------|---|-----------------------|------------------------------|
| Offenses Against the Family and Children | 1 | 0 | 0 | 0 | 0 | 0 | 0 |
| Driving Under the Influence | 2 | 0 | 0 | 0 | 0 | 0 | 0 |
| Liquor Laws | 0 | 0 | 0 | 0 | 0 | 0 | 0 |
| Drunkenness | 0 | 0 | 0 | 0 | 0 | 0 | 0 |
| Disorderly Conduct | 3 | 0 | 1 | 0 | 0 | 0 | 0 |
| Vagrancy | 0 | 0 | 0 | 0 | 0 | 0 | 0 |
| All Other Offenses (Except Traffic) | 13 | 0 | 1 | 0 | 0 | 0 | 0 |
| Suspicion | 0 | 0 | 0 | 0 | 0 | 0 | 0 |
| Total Miscellaneous Violations: | 19 | 0 | 2 | 0 | 0 | 0 | 0 |

| Human Trafficking: | White | Black | American Indian or Alaskan Native | Asian | Native Hawaiian or Other Pacific Islander | Hispanic or Latino | Not Hispanic or Latino |
|--|----------|----------|--|----------|---|-----------------------|------------------------------|
| Human Trafficking/ Commercial Sex Acts | 0 | 0 | 0 | 0 | 0 | 0 | 0 |
| Human Trafficking/ Involuntary Servitude | 0 | 0 | 0 | 0 | 0 | 0 | 0 |
| Total Human Trafficking Violations: | 0 | 0 | 0 | 0 | 0 | 0 | 0 |

2016 Lyon County Arrests - Adults
By Race and Ethnicity

| Index Crimes: | White | Black | American Indian or Alaskan Native | Asian | Native Hawaiian or Other Pacific Islander | Hispanic or Latino | Not Hispanic or Latino |
|--|--------------|--------------|--|--------------|--|-------------------------------|---------------------------------------|
| Murder and Nonnegligent Manslaughter | 2 | 0 | 0 | 0 | 0 | 0 | 2 |
| Manslaughter by Negligence | 0 | 0 | 0 | 0 | 0 | 0 | 0 |
| Rape | 2 | 0 | 0 | 0 | 0 | 0 | 2 |
| Robbery | 4 | 0 | 0 | 0 | 0 | 0 | 4 |
| Aggravated Assault (Return A - 4a-d) | 38 | 3 | 1 | 0 | 0 | 3 | 36 |
| Burglary - Breaking or Entering | 49 | 0 | 0 | 0 | 0 | 0 | 43 |
| Larceny - Theft (Except Motor Vehicle Theft) | 61 | 1 | 6 | 0 | 0 | 3 | 52 |
| Motor Vehicle Theft | 7 | 1 | 1 | 0 | 0 | 2 | 8 |
| Arson | 3 | 0 | 0 | 0 | 0 | 0 | 3 |
| Total Index Crimes Violations: | 166 | 5 | 8 | 0 | 0 | 8 | 150 |

| Other Offenses: | White | Black | American Indian or Alaskan Native | Asian | Native Hawaiian or Other Pacific Islander | Hispanic or Latino | Not Hispanic or Latino |
|--|--------------|--------------|--|--------------|--|-------------------------------|---------------------------------------|
| Other Assaults (Return A - 4e) | 160 | 7 | 6 | 1 | 0 | 10 | 145 |
| Forgery and Counterfeiting | 7 | 0 | 0 | 0 | 0 | 0 | 6 |
| Fraud | 22 | 1 | 0 | 0 | 0 | 1 | 20 |
| Embezzlement | 6 | 0 | 0 | 0 | 0 | 0 | 6 |
| Stolen Property; Buying, Receiving, Possessing | 23 | 1 | 0 | 0 | 0 | 0 | 19 |
| Vandalism | 15 | 0 | 1 | 0 | 0 | 0 | 14 |
| Weapons; Carrying, Possessing, etc. | 21 | 0 | 1 | 0 | 0 | 2 | 16 |
| Total Other Offense Violations: | 254 | 9 | 8 | 1 | 0 | 13 | 226 |

| Prostitution and Commercialized Vice: | White | Black | American Indian or Alaskan Native | Asian | Native Hawaiian or Other Pacific Islander | Hispanic or Latino | Not Hispanic or Latino |
|---|--------------|--------------|--|--------------|--|-------------------------------|---------------------------------------|
| Prostitution | 2 | 0 | 0 | 0 | 0 | 1 | 0 |
| Assisting or Promoting Prostitution | 0 | 0 | 0 | 0 | 0 | 0 | 0 |
| Purchasing Prostitution | 0 | 0 | 0 | 0 | 0 | 0 | 0 |
| Sex Offenses (Except Forcible Rape and Prostitution) | 3 | 1 | 0 | 0 | 0 | 0 | 2 |
| Total Prostitution & Commercialized Vice Violations: | 5 | 1 | 0 | 0 | 0 | 1 | 2 |

2016 Lyon County Arrests - Adults
By Race and Ethnicity

| Drug Abuse Violations: | White | Black | American Indian or Alaskan Native | Asian | Native Hawaiian or Other Pacific Islander | Hispanic or Latino | Not Hispanic or Latino |
|---|------------|----------|--|----------|---|-----------------------|------------------------------|
| Sale/Manufacturing: | | | | | | | |
| Opium or Cocaine and Their Derivatives (Morphine, Heroin, Codeine) | 0 | 0 | 0 | 0 | 0 | 0 | 0 |
| Marijuana | 11 | 1 | 0 | 0 | 0 | 0 | 10 |
| Synthetic Narcotics - Manufactured Narcotics Which Can Cause TrueDrug Addiction Demerol, Methadones) | 21 | 1 | 1 | 0 | 0 | 0 | 21 |
| Other - Dangerous Nonnarcotic Drugs (Barbiturates, Benzedrine) | 1 | 0 | 0 | 0 | 0 | 0 | 1 |
| Possession: | | | | | | | |
| Opium or Cocaine and Their Derivatives (Morphine, Heroin, Codeine) | 0 | 0 | 0 | 0 | 0 | 0 | 0 |
| Marijuana | 62 | 0 | 3 | 0 | 0 | 2 | 48 |
| Synthetic Narcotics - Manufactured Narcotics Which Can Cause TrueDrug Addiction (Demerol, Methadones) | 41 | 0 | 1 | 0 | 0 | 2 | 38 |
| Other - Dangerous Nonnarcotic Drugs (Barbiturates, Benzedrine) | 31 | 1 | 1 | 0 | 0 | 0 | 27 |
| Total Drug Abuse Violations: | 167 | 3 | 6 | 0 | 0 | 4 | 145 |

| Gambling: | White | Black | American Indian or Alaskan Native | Asian | Native Hawaiian or Other Pacific Islander | Hispanic or Latino | Not Hispanic or Latino |
|-----------------------------------|----------|----------|--|----------|---|-----------------------|------------------------------|
| Bookmaking (Horse and Sport Book) | 0 | 0 | 0 | 0 | 0 | 0 | 0 |
| Numbers and Lottery | 0 | 0 | 0 | 0 | 0 | 0 | 0 |
| All Other Gambling | 1 | 0 | 0 | 0 | 0 | 0 | 1 |
| Total Gambling Violations: | 1 | 0 | 0 | 0 | 0 | 0 | 1 |

| Miscellaneous: | White | Black | American Indian or Alaskan Native | Asian | Native Hawaiian or Other Pacific Islander | Hispanic or Latino | Not Hispanic or Latino |
|--|------------|-----------|--|----------|---|-----------------------|------------------------------|
| Offenses Against the Family and Children | 34 | 2 | 1 | 0 | 0 | 2 | 29 |
| Driving Under the Influence | 71 | 2 | 2 | 0 | 0 | 8 | 63 |
| Liquor Laws | 26 | 0 | 2 | 0 | 0 | 2 | 21 |
| Drunkenness | 4 | 0 | 3 | 0 | 0 | 0 | 3 |
| Disorderly Conduct | 24 | 0 | 2 | 0 | 0 | 2 | 18 |
| Vagrancy | 0 | 0 | 0 | 0 | 0 | 0 | 0 |
| All Other Offenses (Except Traffic) | 186 | 8 | 5 | 0 | 0 | 5 | 165 |
| Suspicion | 0 | 0 | 0 | 0 | 0 | 0 | 0 |
| Total Miscellaneous Violations: | 345 | 12 | 15 | 0 | 0 | 19 | 299 |

| Human Trafficking: | White | Black | American Indian or Alaskan Native | Asian | Native Hawaiian or Other Pacific Islander | Hispanic or Latino | Not Hispanic or Latino |
|--|----------|----------|--|----------|---|-----------------------|------------------------------|
| Human Trafficking/ Commercial Sex Acts | 0 | 0 | 0 | 0 | 0 | 0 | 0 |
| Human Trafficking/ Involuntary Servitude | 0 | 0 | 0 | 0 | 0 | 0 | 0 |
| Total Human Trafficking Violations: | 0 | 0 | 0 | 0 | 0 | 0 | 0 |

2016 Lyon County SO Arrests - Adults
By Race and Ethnicity

| Index Crimes: | White | Black | American Indian or Alaskan Native | Asian | Native Hawaiian or Other Pacific Islander | Hispanic or Latino | Not Hispanic or Latino |
|--|--------------|--------------|--|--------------|--|-------------------------------|---------------------------------------|
| Murder and Nonnegligent Manslaughter | 2 | 0 | 0 | 0 | 0 | 0 | 2 |
| Manslaughter by Negligence | 0 | 0 | 0 | 0 | 0 | 0 | 0 |
| Rape | 2 | 0 | 0 | 0 | 0 | 0 | 2 |
| Robbery | 4 | 0 | 0 | 0 | 0 | 0 | 4 |
| Aggravated Assault (Return A - 4a-d) | 35 | 3 | 1 | 0 | 0 | 3 | 36 |
| Burglary - Breaking or Entering | 46 | 0 | 0 | 0 | 0 | 0 | 43 |
| Larceny - Theft (Except Motor Vehicle Theft) | 56 | 1 | 6 | 0 | 0 | 3 | 52 |
| Motor Vehicle Theft | 7 | 1 | 1 | 0 | 0 | 2 | 8 |
| Arson | 3 | 0 | 0 | 0 | 0 | 0 | 3 |
| Total Index Crimes Violations: | 155 | 5 | 8 | 0 | 0 | 8 | 150 |

| Other Offenses: | White | Black | American Indian or Alaskan Native | Asian | Native Hawaiian or Other Pacific Islander | Hispanic or Latino | Not Hispanic or Latino |
|--|--------------|--------------|--|--------------|--|-------------------------------|---------------------------------------|
| Other Assaults (Return A - 4e) | 147 | 7 | 5 | 0 | 0 | 10 | 145 |
| Forgery and Counterfeiting | 6 | 0 | 0 | 0 | 0 | 0 | 6 |
| Fraud | 21 | 1 | 0 | 0 | 0 | 1 | 20 |
| Embezzlement | 6 | 0 | 0 | 0 | 0 | 0 | 6 |
| Stolen Property; Buying, Receiving, Possessing | 23 | 1 | 0 | 0 | 0 | 0 | 19 |
| Vandalism | 14 | 0 | 1 | 0 | 0 | 0 | 14 |
| Weapons; Carrying, Possessing, etc. | 20 | 0 | 1 | 0 | 0 | 2 | 16 |
| Total Other Offense Violations: | 237 | 9 | 7 | 0 | 0 | 13 | 226 |

| Prostitution and Commercialized Vice: | White | Black | American Indian or Alaskan Native | Asian | Native Hawaiian or Other Pacific Islander | Hispanic or Latino | Not Hispanic or Latino |
|---|--------------|--------------|--|--------------|--|-------------------------------|---------------------------------------|
| Prostitution | 2 | 0 | 0 | 0 | 0 | 1 | 0 |
| Assisting or Promoting Prostitution | 0 | 0 | 0 | 0 | 0 | 0 | 0 |
| Purchasing Prostitution | 0 | 0 | 0 | 0 | 0 | 0 | 0 |
| Sex Offenses (Except Forcible Rape and Prostitution) | 3 | 1 | 0 | 0 | 0 | 0 | 2 |
| Total Prostitution & Commercialized Vice Violations: | 5 | 1 | 0 | 0 | 0 | 1 | 2 |

2016 Lyon County SO Arrests - Adults
By Race and Ethnicity

| Drug Abuse Violations: | White | Black | American Indian or Alaskan Native | Asian | Native Hawaiian or Other Pacific Islander | Hispanic or Latino | Not Hispanic or Latino |
|---|--------------|--------------|--|--------------|--|-------------------------------|---------------------------------------|
| Sale/Manufacturing: | | | | | | | |
| Opium or Cocaine and Their Derivatives (Morphine, Heroin, Codeine) | 0 | 0 | 0 | 0 | 0 | 0 | 0 |
| Marijuana | 11 | 1 | 0 | 0 | 0 | 0 | 10 |
| Synthetic Narcotics - Manufactured Narcotics Which Can Cause TrueDrug Addiction Demerol, Methadones) | 20 | 1 | 1 | 0 | 0 | 0 | 21 |
| Other - Dangerous Nonnarcotic Drugs (Barbiturates, Benzedrine) | 1 | 0 | 0 | 0 | 0 | 0 | 1 |
| Possession: | | | | | | | |
| Opium or Cocaine and Their Derivatives (Morphine, Heroin, Codeine) | 0 | 0 | 0 | 0 | 0 | 0 | 0 |
| Marijuana | 56 | 0 | 1 | 0 | 0 | 2 | 48 |
| Synthetic Narcotics - Manufactured Narcotics Which Can Cause TrueDrug Addiction (Demerol, Methadones) | 41 | 0 | 0 | 0 | 0 | 2 | 38 |
| Other - Dangerous Nonnarcotic Drugs (Barbiturates, Benzedrine) | 29 | 1 | 0 | 0 | 0 | 0 | 27 |
| Total Drug Abuse Violations: | 158 | 3 | 2 | 0 | 0 | 4 | 145 |

| Gambling: | White | Black | American Indian or Alaskan Native | Asian | Native Hawaiian or Other Pacific Islander | Hispanic or Latino | Not Hispanic or Latino |
|-----------------------------------|--------------|--------------|--|--------------|--|-------------------------------|---------------------------------------|
| Bookmaking (Horse and Sport Book) | 0 | 0 | 0 | 0 | 0 | 0 | 0 |
| Numbers and Lottery | 0 | 0 | 0 | 0 | 0 | 0 | 0 |
| All Other Gambling | 1 | 0 | 0 | 0 | 0 | 0 | 1 |
| Total Gambling Violations: | 1 | 0 | 0 | 0 | 0 | 0 | 1 |

| Miscellaneous: | White | Black | American Indian or Alaskan Native | Asian | Native Hawaiian or Other Pacific Islander | Hispanic or Latino | Not Hispanic or Latino |
|--|--------------|--------------|--|--------------|--|-------------------------------|---------------------------------------|
| Offenses Against the Family and Children | 29 | 2 | 1 | 0 | 0 | 2 | 29 |
| Driving Under the Influence | 70 | 2 | 2 | 0 | 0 | 8 | 63 |
| Liquor Laws | 22 | 0 | 1 | 0 | 0 | 2 | 21 |
| Drunkenness | 1 | 0 | 2 | 0 | 0 | 0 | 3 |
| Disorderly Conduct | 20 | 0 | 0 | 0 | 0 | 2 | 18 |
| Vagrancy | 0 | 0 | 0 | 0 | 0 | 0 | 0 |
| All Other Offenses (Except Traffic) | 169 | 7 | 3 | 0 | 0 | 5 | 165 |
| Suspicion | 0 | 0 | 0 | 0 | 0 | 0 | 0 |
| Total Miscellaneous Violations: | 311 | 11 | 9 | 0 | 0 | 19 | 299 |

| Human Trafficking: | White | Black | American Indian or Alaskan Native | Asian | Native Hawaiian or Other Pacific Islander | Hispanic or Latino | Not Hispanic or Latino |
|--|--------------|--------------|--|--------------|--|-------------------------------|---------------------------------------|
| Human Trafficking/ Commercial Sex Acts | 0 | 0 | 0 | 0 | 0 | 0 | 0 |
| Human Trafficking/ Involuntary Servitude | 0 | 0 | 0 | 0 | 0 | 0 | 0 |
| Total Human Trafficking Violations: | 0 | 0 | 0 | 0 | 0 | 0 | 0 |

2016 Yerington PD Arrests - Adults
By Race and Ethnicity

| Index Crimes: | White | Black | American Indian or Alaskan Native | Asian | Native Hawaiian or Other Pacific Islander | Hispanic or Latino | Not Hispanic or Latino |
|--|--------------|--------------|--|--------------|--|-------------------------------|---------------------------------------|
| Murder and Nonnegligent Manslaughter | 0 | 0 | 0 | 0 | 0 | 0 | 0 |
| Manslaughter by Negligence | 0 | 0 | 0 | 0 | 0 | 0 | 0 |
| Rape | 0 | 0 | 0 | 0 | 0 | 0 | 0 |
| Robbery | 0 | 0 | 0 | 0 | 0 | 0 | 0 |
| Aggravated Assault (Return A - 4a-d) | 3 | 0 | 0 | 0 | 0 | 0 | 0 |
| Burglary - Breaking or Entering | 3 | 0 | 0 | 0 | 0 | 0 | 0 |
| Larceny - Theft (Except Motor Vehicle Theft) | 5 | 0 | 0 | 0 | 0 | 0 | 0 |
| Motor Vehicle Theft | 0 | 0 | 0 | 0 | 0 | 0 | 0 |
| Arson | 0 | 0 | 0 | 0 | 0 | 0 | 0 |
| Total Index Crimes Violations: | 11 | 0 | 0 | 0 | 0 | 0 | 0 |

| Other Offenses: | White | Black | American Indian or Alaskan Native | Asian | Native Hawaiian or Other Pacific Islander | Hispanic or Latino | Not Hispanic or Latino |
|--|--------------|--------------|--|--------------|--|-------------------------------|---------------------------------------|
| Other Assaults (Return A - 4e) | 13 | 0 | 1 | 1 | 0 | 0 | 0 |
| Forgery and Counterfeiting | 1 | 0 | 0 | 0 | 0 | 0 | 0 |
| Fraud | 1 | 0 | 0 | 0 | 0 | 0 | 0 |
| Embezzlement | 0 | 0 | 0 | 0 | 0 | 0 | 0 |
| Stolen Property; Buying, Receiving, Possessing | 0 | 0 | 0 | 0 | 0 | 0 | 0 |
| Vandalism | 1 | 0 | 0 | 0 | 0 | 0 | 0 |
| Weapons; Carrying, Possessing, etc. | 1 | 0 | 0 | 0 | 0 | 0 | 0 |
| Total Other Offense Violations: | 17 | 0 | 1 | 1 | 0 | 0 | 0 |

| Prostitution and Commercialized Vice: | White | Black | American Indian or Alaskan Native | Asian | Native Hawaiian or Other Pacific Islander | Hispanic or Latino | Not Hispanic or Latino |
|---|--------------|--------------|--|--------------|--|-------------------------------|---------------------------------------|
| Prostitution | 0 | 0 | 0 | 0 | 0 | 0 | 0 |
| Assisting or Promoting Prostitution | 0 | 0 | 0 | 0 | 0 | 0 | 0 |
| Purchasing Prostitution | 0 | 0 | 0 | 0 | 0 | 0 | 0 |
| Sex Offenses (Except Forcible Rape and Prostitution) | 0 | 0 | 0 | 0 | 0 | 0 | 0 |
| Total Prostitution & Commercialized Vice Violations: | 0 | 0 | 0 | 0 | 0 | 0 | 0 |

2016 Yerington PD Arrests - Adults
By Race and Ethnicity

| Drug Abuse Violations: | White | Black | American Indian or Alaskan Native | Asian | Native Hawaiian or Other Pacific Islander | Hispanic or Latino | Not Hispanic or Latino |
|---|--------------|--------------|--|--------------|--|-------------------------------|---------------------------------------|
| Sale/Manufacturing: | | | | | | | |
| Opium or Cocaine and Their Derivatives (Morphine, Heroin, Codeine) | 0 | 0 | 0 | 0 | 0 | 0 | 0 |
| Marijuana | 0 | 0 | 0 | 0 | 0 | 0 | 0 |
| Synthetic Narcotics - Manufactured Narcotics Which Can Cause TrueDrug Addiction Demerol, Methadones) | 1 | 0 | 0 | 0 | 0 | 0 | 0 |
| Other - Dangerous Nonnarcotic Drugs (Barbiturates, Benzedrine) | 0 | 0 | 0 | 0 | 0 | 0 | 0 |
| Possession: | | | | | | | |
| Opium or Cocaine and Their Derivatives (Morphine, Heroin, Codeine) | 0 | 0 | 0 | 0 | 0 | 0 | 0 |
| Marijuana | 6 | 0 | 2 | 0 | 0 | 0 | 0 |
| Synthetic Narcotics - Manufactured Narcotics Which Can Cause TrueDrug Addiction (Demerol, Methadones) | 0 | 0 | 1 | 0 | 0 | 0 | 0 |
| Other - Dangerous Nonnarcotic Drugs (Barbiturates, Benzedrine) | 2 | 0 | 1 | 0 | 0 | 0 | 0 |
| Total Drug Abuse Violations: | 9 | 0 | 4 | 0 | 0 | 0 | 0 |

| Gambling: | White | Black | American Indian or Alaskan Native | Asian | Native Hawaiian or Other Pacific Islander | Hispanic or Latino | Not Hispanic or Latino |
|-----------------------------------|--------------|--------------|--|--------------|--|-------------------------------|---------------------------------------|
| Bookmaking (Horse and Sport Book) | 0 | 0 | 0 | 0 | 0 | 0 | 0 |
| Numbers and Lottery | 0 | 0 | 0 | 0 | 0 | 0 | 0 |
| All Other Gambling | 0 | 0 | 0 | 0 | 0 | 0 | 0 |
| Total Gambling Violations: | 0 | 0 | 0 | 0 | 0 | 0 | 0 |

| Miscellaneous: | White | Black | American Indian or Alaskan Native | Asian | Native Hawaiian or Other Pacific Islander | Hispanic or Latino | Not Hispanic or Latino |
|--|--------------|--------------|--|--------------|--|-------------------------------|---------------------------------------|
| Offenses Against the Family and Children | 5 | 0 | 0 | 0 | 0 | 0 | 0 |
| Driving Under the Influence | 1 | 0 | 0 | 0 | 0 | 0 | 0 |
| Liquor Laws | 4 | 0 | 1 | 0 | 0 | 0 | 0 |
| Drunkenness | 3 | 0 | 1 | 0 | 0 | 0 | 0 |
| Disorderly Conduct | 4 | 0 | 2 | 0 | 0 | 0 | 0 |
| Vagrancy | 0 | 0 | 0 | 0 | 0 | 0 | 0 |
| All Other Offenses (Except Traffic) | 17 | 1 | 2 | 0 | 0 | 0 | 0 |
| Suspicion | 0 | 0 | 0 | 0 | 0 | 0 | 0 |
| Total Miscellaneous Violations: | 34 | 1 | 6 | 0 | 0 | 0 | 0 |

| Human Trafficking: | White | Black | American Indian or Alaskan Native | Asian | Native Hawaiian or Other Pacific Islander | Hispanic or Latino | Not Hispanic or Latino |
|--|--------------|--------------|--|--------------|--|-------------------------------|---------------------------------------|
| Human Trafficking/ Commercial Sex Acts | 0 | 0 | 0 | 0 | 0 | 0 | 0 |
| Human Trafficking/ Involuntary Servitude | 0 | 0 | 0 | 0 | 0 | 0 | 0 |
| Total Human Trafficking Violations: | 0 | 0 | 0 | 0 | 0 | 0 | 0 |

2016 Mineral County Arrests - Adults
By Race and Ethnicity

| Index Crimes: | White | Black | American Indian or Alaskan Native | Asian | Native Hawaiian or Other Pacific Islander | Hispanic or Latino | Not Hispanic or Latino |
|--|--------------|--------------|--|--------------|--|-------------------------------|---------------------------------------|
| Murder and Nonnegligent Manslaughter | 0 | 0 | 0 | 0 | 0 | 0 | 0 |
| Manslaughter by Negligence | 0 | 0 | 0 | 0 | 0 | 0 | 0 |
| Rape | 1 | 0 | 0 | 0 | 0 | 1 | 0 |
| Robbery | 0 | 0 | 0 | 0 | 0 | 0 | 0 |
| Aggravated Assault (Return A - 4a-d) | 3 | 0 | 0 | 0 | 0 | 0 | 2 |
| Burglary - Breaking or Entering | 7 | 1 | 0 | 0 | 0 | 1 | 7 |
| Larceny - Theft (Except Motor Vehicle Theft) | 1 | 1 | 0 | 0 | 0 | 0 | 2 |
| Motor Vehicle Theft | 5 | 0 | 0 | 0 | 2 | 0 | 6 |
| Arson | 0 | 0 | 0 | 0 | 0 | 0 | 0 |
| Total Index Crimes Violations: | 17 | 2 | 0 | 0 | 2 | 2 | 17 |

| Other Offenses: | White | Black | American Indian or Alaskan Native | Asian | Native Hawaiian or Other Pacific Islander | Hispanic or Latino | Not Hispanic or Latino |
|--|--------------|--------------|--|--------------|--|-------------------------------|---------------------------------------|
| Other Assaults (Return A - 4e) | 0 | 0 | 0 | 0 | 0 | 0 | 0 |
| Forgery and Counterfeiting | 0 | 0 | 0 | 0 | 0 | 0 | 0 |
| Fraud | 0 | 1 | 0 | 0 | 0 | 0 | 1 |
| Embezzlement | 0 | 0 | 0 | 0 | 0 | 0 | 0 |
| Stolen Property; Buying, Receiving, Possessing | 0 | 0 | 0 | 0 | 0 | 0 | 0 |
| Vandalism | 0 | 0 | 0 | 0 | 0 | 0 | 0 |
| Weapons; Carrying, Possessing, etc. | 7 | 1 | 0 | 0 | 0 | 0 | 8 |
| Total Other Offense Violations: | 7 | 2 | 0 | 0 | 0 | 0 | 9 |

| Prostitution and Commercialized Vice: | White | Black | American Indian or Alaskan Native | Asian | Native Hawaiian or Other Pacific Islander | Hispanic or Latino | Not Hispanic or Latino |
|---|--------------|--------------|--|--------------|--|-------------------------------|---------------------------------------|
| Prostitution | 0 | 0 | 0 | 0 | 0 | 0 | 0 |
| Assisting or Promoting Prostitution | 0 | 0 | 0 | 0 | 0 | 0 | 0 |
| Purchasing Prostitution | 0 | 0 | 0 | 0 | 0 | 0 | 0 |
| Sex Offenses (Except Forcible Rape and Prostitution) | 0 | 0 | 0 | 0 | 0 | 0 | 0 |
| Total Prostitution & Commercialized Vice Violations: | 0 | 0 | 0 | 0 | 0 | 0 | 0 |

2016 Mineral County Arrests - Adults
By Race and Ethnicity

| Drug Abuse Violations: | White | Black | American Indian or Alaskan Native | Asian | Native Hawaiian or Other Pacific Islander | Hispanic or Latino | Not Hispanic or Latino |
|---|-----------|-----------|-----------------------------------|----------|---|--------------------|------------------------|
| Sale/Manufacturing: | | | | | | | |
| Opium or Cocaine and Their Derivatives (Morphine, Heroin, Codeine) | 3 | 3 | 0 | 0 | 0 | 2 | 4 |
| Marijuana | 5 | 0 | 1 | 0 | 0 | 0 | 6 |
| Synthetic Narcotics - Manufactured Narcotics Which Can Cause TrueDrug Addiction Demerol, Methadones) | 9 | 3 | 0 | 0 | 0 | 0 | 9 |
| Other - Dangerous Nonnarcotic Drugs (Barbiturates, Benzedrine) | 0 | 0 | 0 | 0 | 0 | 0 | 0 |
| Possession: | | | | | | | |
| Opium or Cocaine and Their Derivatives (Morphine, Heroin, Codeine) | 9 | 0 | 0 | 1 | 0 | 1 | 4 |
| Marijuana | 15 | 3 | 0 | 1 | 0 | 2 | 14 |
| Synthetic Narcotics - Manufactured Narcotics Which Can Cause TrueDrug Addiction (Demerol, Methadones) | 15 | 3 | 0 | 0 | 0 | 1 | 9 |
| Other - Dangerous Nonnarcotic Drugs (Barbiturates, Benzedrine) | 2 | 0 | 0 | 0 | 0 | 0 | 2 |
| Total Drug Abuse Violations: | 58 | 12 | 1 | 2 | 0 | 6 | 48 |

| Gambling: | White | Black | American Indian or Alaskan Native | Asian | Native Hawaiian or Other Pacific Islander | Hispanic or Latino | Not Hispanic or Latino |
|-----------------------------------|----------|----------|-----------------------------------|----------|---|--------------------|------------------------|
| Bookmaking (Horse and Sport Book) | 0 | 0 | 0 | 0 | 0 | 0 | 0 |
| Numbers and Lottery | 0 | 0 | 0 | 0 | 0 | 0 | 0 |
| All Other Gambling | 0 | 0 | 0 | 0 | 0 | 0 | 0 |
| Total Gambling Violations: | 0 | 0 | 0 | 0 | 0 | 0 | 0 |

| Miscellaneous: | White | Black | American Indian or Alaskan Native | Asian | Native Hawaiian or Other Pacific Islander | Hispanic or Latino | Not Hispanic or Latino |
|--|-----------|----------|-----------------------------------|----------|---|--------------------|------------------------|
| Offenses Against the Family and Children | 3 | 0 | 0 | 0 | 0 | 0 | 3 |
| Driving Under the Influence | 35 | 0 | 1 | 1 | 0 | 2 | 30 |
| Liquor Laws | 1 | 0 | 0 | 0 | 0 | 0 | 1 |
| Drunkenness | 0 | 0 | 0 | 0 | 0 | 0 | 0 |
| Disorderly Conduct | 1 | 0 | 0 | 0 | 0 | 0 | 1 |
| Vagrancy | 0 | 0 | 0 | 0 | 0 | 0 | 0 |
| All Other Offenses (Except Traffic) | 28 | 3 | 2 | 0 | 0 | 2 | 31 |
| Suspicion | 0 | 0 | 0 | 0 | 0 | 0 | 0 |
| Total Miscellaneous Violations: | 68 | 3 | 3 | 1 | 0 | 4 | 66 |

| Human Trafficking: | White | Black | American Indian or Alaskan Native | Asian | Native Hawaiian or Other Pacific Islander | Hispanic or Latino | Not Hispanic or Latino |
|--|----------|----------|-----------------------------------|----------|---|--------------------|------------------------|
| Human Trafficking/ Commercial Sex Acts | 0 | 0 | 0 | 0 | 0 | 0 | 0 |
| Human Trafficking/ Involuntary Servitude | 0 | 0 | 0 | 0 | 0 | 0 | 0 |
| Total Human Trafficking Violations: | 0 | 0 | 0 | 0 | 0 | 0 | 0 |

2016 Nye County Arrests - Adults
By Race and Ethnicity

| Index Crimes: | White | Black | American Indian or Alaskan Native | Asian | Native Hawaiian or Other Pacific Islander | Hispanic or Latino | Not Hispanic or Latino |
|--|--------------|--------------|--|--------------|--|-------------------------------|---------------------------------------|
| Murder and Nonnegligent Manslaughter | 1 | 0 | 0 | 0 | 0 | 0 | 0 |
| Manslaughter by Negligence | 1 | 0 | 0 | 0 | 0 | 0 | 1 |
| Rape | 0 | 0 | 0 | 0 | 0 | 0 | 0 |
| Robbery | 0 | 0 | 0 | 0 | 0 | 0 | 0 |
| Aggravated Assault (Return A - 4a-d) | 30 | 3 | 0 | 0 | 0 | 1 | 27 |
| Burglary - Breaking or Entering | 0 | 0 | 0 | 0 | 0 | 0 | 0 |
| Larceny - Theft (Except Motor Vehicle Theft) | 6 | 2 | 0 | 0 | 0 | 0 | 4 |
| Motor Vehicle Theft | 1 | 0 | 0 | 0 | 0 | 1 | 0 |
| Arson | 0 | 0 | 0 | 0 | 0 | 0 | 0 |
| Total Index Crimes Violations: | 39 | 5 | 0 | 0 | 0 | 2 | 32 |

| Other Offenses: | White | Black | American Indian or Alaskan Native | Asian | Native Hawaiian or Other Pacific Islander | Hispanic or Latino | Not Hispanic or Latino |
|--|--------------|--------------|--|--------------|--|-------------------------------|---------------------------------------|
| Other Assaults (Return A - 4e) | 24 | 0 | 0 | 0 | 0 | 1 | 20 |
| Forgery and Counterfeiting | 6 | 1 | 0 | 0 | 0 | 0 | 5 |
| Fraud | 36 | 4 | 0 | 0 | 0 | 1 | 35 |
| Embezzlement | 2 | 0 | 0 | 1 | 0 | 1 | 2 |
| Stolen Property; Buying, Receiving, Possessing | 0 | 0 | 0 | 0 | 0 | 0 | 0 |
| Vandalism | 24 | 3 | 0 | 0 | 0 | 1 | 25 |
| Weapons; Carrying, Possessing, etc. | 39 | 3 | 0 | 0 | 0 | 1 | 34 |
| Total Other Offense Violations: | 131 | 11 | 0 | 1 | 0 | 5 | 121 |

| Prostitution and Commercialized Vice: | White | Black | American Indian or Alaskan Native | Asian | Native Hawaiian or Other Pacific Islander | Hispanic or Latino | Not Hispanic or Latino |
|---|--------------|--------------|--|--------------|--|-------------------------------|---------------------------------------|
| Prostitution | 1 | 0 | 0 | 0 | 0 | 0 | 1 |
| Assisting or Promoting Prostitution | 0 | 0 | 0 | 0 | 0 | 0 | 0 |
| Purchasing Prostitution | 1 | 0 | 0 | 0 | 0 | 0 | 1 |
| Sex Offenses (Except Forcible Rape and Prostitution) | 0 | 0 | 0 | 0 | 0 | 0 | 0 |
| Total Prostitution & Commercialized Vice Violations: | 2 | 0 | 0 | 0 | 0 | 0 | 2 |

2016 Nye County Arrests - Adults
By Race and Ethnicity

| Drug Abuse Violations: | White | Black | American Indian or Alaskan Native | Asian | Native Hawaiian or Other Pacific Islander | Hispanic or Latino | Not Hispanic or Latino |
|---|--------------|--------------|--|--------------|--|-------------------------------|---------------------------------------|
| Sale/Manufacturing: | | | | | | | |
| Opium or Cocaine and Their Derivatives (Morphine, Heroin, Codeine) | 0 | 0 | 0 | 0 | 0 | 0 | 0 |
| Marijuana | 7 | 0 | 0 | 0 | 0 | 0 | 0 |
| Synthetic Narcotics - Manufactured Narcotics Which Can Cause TrueDrug Addiction Demerol, Methadones) | 9 | 2 | 0 | 0 | 0 | 0 | 11 |
| Other - Dangerous Nonnarcotic Drugs (Barbiturates, Benzadrine) | 1 | 0 | 0 | 0 | 0 | 0 | 0 |
| Possession: | | | | | | | |
| Opium or Cocaine and Their Derivatives (Morphine, Heroin, Codeine) | 0 | 0 | 0 | 0 | 0 | 0 | 0 |
| Marijuana | 59 | 4 | 0 | 0 | 0 | 1 | 62 |
| Synthetic Narcotics - Manufactured Narcotics Which Can Cause TrueDrug Addiction (Demerol, Methadones) | 8 | 1 | 0 | 0 | 0 | 0 | 9 |
| Other - Dangerous Nonnarcotic Drugs (Barbiturates, Benzadrine) | 4 | 0 | 0 | 0 | 0 | 0 | 4 |
| Total Drug Abuse Violations: | 88 | 7 | 0 | 0 | 0 | 1 | 86 |

| Gambling: | White | Black | American Indian or Alaskan Native | Asian | Native Hawaiian or Other Pacific Islander | Hispanic or Latino | Not Hispanic or Latino |
|-----------------------------------|--------------|--------------|--|--------------|--|-------------------------------|---------------------------------------|
| Bookmaking (Horse and Sport Book) | 0 | 0 | 0 | 0 | 0 | 0 | 0 |
| Numbers and Lottery | 0 | 0 | 0 | 0 | 0 | 0 | 0 |
| All Other Gambling | 0 | 0 | 0 | 0 | 0 | 0 | 0 |
| Total Gambling Violations: | 0 | 0 | 0 | 0 | 0 | 0 | 0 |

| Miscellaneous: | White | Black | American Indian or Alaskan Native | Asian | Native Hawaiian or Other Pacific Islander | Hispanic or Latino | Not Hispanic or Latino |
|--|--------------|--------------|--|--------------|--|-------------------------------|---------------------------------------|
| Offenses Against the Family and Children | 40 | 3 | 0 | 1 | 0 | 1 | 40 |
| Driving Under the Influence | 96 | 6 | 2 | 1 | 0 | 2 | 93 |
| Liquor Laws | 6 | 0 | 0 | 0 | 0 | 1 | 5 |
| Drunkenness | 80 | 6 | 0 | 0 | 0 | 5 | 74 |
| Disorderly Conduct | 16 | 0 | 0 | 0 | 0 | 4 | 11 |
| Vagrancy | 0 | 0 | 0 | 0 | 0 | 0 | 0 |
| All Other Offenses (Except Traffic) | 679 | 64 | 9 | 3 | 0 | 15 | 657 |
| Suspicion | 0 | 0 | 0 | 0 | 0 | 0 | 0 |
| Total Miscellaneous Violations: | 917 | 79 | 11 | 5 | 0 | 28 | 880 |

| Human Trafficking: | White | Black | American Indian or Alaskan Native | Asian | Native Hawaiian or Other Pacific Islander | Hispanic or Latino | Not Hispanic or Latino |
|--|--------------|--------------|--|--------------|--|-------------------------------|---------------------------------------|
| Human Trafficking/ Commercial Sex Acts | 0 | 0 | 0 | 0 | 0 | 0 | 0 |
| Human Trafficking/ Involuntary Servitude | 0 | 0 | 0 | 0 | 0 | 0 | 0 |
| Total Human Trafficking Violations: | 0 | 0 | 0 | 0 | 0 | 0 | 0 |

2016 Pershing County Arrests - Adults
By Race and Ethnicity

| Index Crimes: | White | Black | American Indian or Alaskan Native | Asian | Native Hawaiian or Other Pacific Islander | Hispanic or Latino | Not Hispanic or Latino |
|--|--------------|--------------|--|--------------|--|-------------------------------|---------------------------------------|
| Murder and Nonnegligent Manslaughter | 0 | 0 | 0 | 0 | 0 | 0 | 0 |
| Manslaughter by Negligence | 0 | 0 | 0 | 0 | 0 | 0 | 0 |
| Rape | 1 | 0 | 0 | 0 | 0 | 0 | 0 |
| Robbery | 1 | 0 | 0 | 0 | 0 | 0 | 1 |
| Aggravated Assault (Return A - 4a-d) | 8 | 0 | 0 | 0 | 0 | 0 | 2 |
| Burglary - Breaking or Entering | 3 | 0 | 0 | 0 | 0 | 0 | 2 |
| Larceny - Theft (Except Motor Vehicle Theft) | 2 | 0 | 0 | 0 | 0 | 0 | 1 |
| Motor Vehicle Theft | 0 | 0 | 0 | 0 | 0 | 0 | 0 |
| Arson | 0 | 0 | 0 | 0 | 0 | 0 | 0 |
| Total Index Crimes Violations: | 15 | 0 | 0 | 0 | 0 | 0 | 6 |

| Other Offenses: | White | Black | American Indian or Alaskan Native | Asian | Native Hawaiian or Other Pacific Islander | Hispanic or Latino | Not Hispanic or Latino |
|--|--------------|--------------|--|--------------|--|-------------------------------|---------------------------------------|
| Other Assaults (Return A - 4e) | 10 | 0 | 1 | 0 | 0 | 0 | 4 |
| Forgery and Counterfeiting | 0 | 0 | 0 | 0 | 0 | 0 | 0 |
| Fraud | 0 | 0 | 0 | 0 | 0 | 0 | 0 |
| Embezzlement | 0 | 0 | 0 | 0 | 0 | 0 | 0 |
| Stolen Property; Buying, Receiving, Possessing | 0 | 0 | 0 | 0 | 0 | 0 | 0 |
| Vandalism | 1 | 0 | 0 | 0 | 0 | 0 | 0 |
| Weapons; Carrying, Possessing, etc. | 2 | 0 | 0 | 0 | 0 | 0 | 1 |
| Total Other Offense Violations: | 13 | 0 | 1 | 0 | 0 | 0 | 5 |

| Prostitution and Commercialized Vice: | White | Black | American Indian or Alaskan Native | Asian | Native Hawaiian or Other Pacific Islander | Hispanic or Latino | Not Hispanic or Latino |
|---|--------------|--------------|--|--------------|--|-------------------------------|---------------------------------------|
| Prostitution | 0 | 0 | 0 | 0 | 0 | 0 | 0 |
| Assisting or Promoting Prostitution | 0 | 0 | 0 | 0 | 0 | 0 | 0 |
| Purchasing Prostitution | 0 | 0 | 0 | 0 | 0 | 0 | 0 |
| Sex Offenses (Except Forcible Rape and Prostitution) | 0 | 0 | 0 | 0 | 0 | 0 | 0 |
| Total Prostitution & Commercialized Vice Violations: | 0 | 0 | 0 | 0 | 0 | 0 | 0 |

2016 Pershing County Arrests - Adults
By Race and Ethnicity

| Drug Abuse Violations: | White | Black | American Indian or Alaskan Native | Asian | Native Hawaiian or Other Pacific Islander | Hispanic or Latino | Not Hispanic or Latino |
|---|--------------|--------------|--|--------------|--|-------------------------------|---------------------------------------|
| Sale/Manufacturing: | | | | | | | |
| Opium or Cocaine and Their Derivatives (Morphine, Heroin, Codeine) | 10 | 0 | 0 | 0 | 0 | 0 | 0 |
| Marijuana | 15 | 0 | 0 | 0 | 0 | 0 | 0 |
| Synthetic Narcotics - Manufactured Narcotics Which Can Cause TrueDrug Addiction Demerol, Methadones) | 14 | 1 | 1 | 0 | 0 | 0 | 0 |
| Other - Dangerous Nonnarcotic Drugs (Barbiturates, Benzadrine) | 1 | 0 | 0 | 0 | 0 | 0 | 0 |
| Possession: | | | | | | | |
| Opium or Cocaine and Their Derivatives (Morphine, Heroin, Codeine) | 10 | 0 | 0 | 0 | 0 | 0 | 0 |
| Marijuana | 57 | 2 | 2 | 1 | 1 | 0 | 0 |
| Synthetic Narcotics - Manufactured Narcotics Which Can Cause TrueDrug Addiction (Demerol, Methadones) | 35 | 1 | 1 | 1 | 0 | 0 | 0 |
| Other - Dangerous Nonnarcotic Drugs (Barbiturates, Benzadrine) | 0 | 0 | 0 | 0 | 0 | 0 | 0 |
| Total Drug Abuse Violations: | 142 | 4 | 4 | 2 | 1 | 0 | 0 |

| Gambling: | White | Black | American Indian or Alaskan Native | Asian | Native Hawaiian or Other Pacific Islander | Hispanic or Latino | Not Hispanic or Latino |
|-----------------------------------|--------------|--------------|--|--------------|--|-------------------------------|---------------------------------------|
| Bookmaking (Horse and Sport Book) | 0 | 0 | 0 | 0 | 0 | 0 | 0 |
| Numbers and Lottery | 0 | 0 | 0 | 0 | 0 | 0 | 0 |
| All Other Gambling | 0 | 0 | 0 | 0 | 0 | 0 | 0 |
| Total Gambling Violations: | 0 | 0 | 0 | 0 | 0 | 0 | 0 |

| Miscellaneous: | White | Black | American Indian or Alaskan Native | Asian | Native Hawaiian or Other Pacific Islander | Hispanic or Latino | Not Hispanic or Latino |
|--|--------------|--------------|--|--------------|--|-------------------------------|---------------------------------------|
| Offenses Against the Family and Children | 4 | 0 | 1 | 0 | 0 | 0 | 2 |
| Driving Under the Influence | 9 | 0 | 1 | 0 | 0 | 0 | 2 |
| Liquor Laws | 3 | 0 | 1 | 0 | 0 | 1 | 1 |
| Drunkenness | 3 | 0 | 0 | 0 | 0 | 0 | 0 |
| Disorderly Conduct | 4 | 0 | 1 | 0 | 0 | 0 | 4 |
| Vagrancy | 0 | 0 | 0 | 0 | 0 | 0 | 0 |
| All Other Offenses (Except Traffic) | 29 | 1 | 6 | 0 | 0 | 4 | 12 |
| Suspicion | 0 | 0 | 0 | 0 | 0 | 0 | 0 |
| Total Miscellaneous Violations: | 52 | 1 | 10 | 0 | 0 | 5 | 21 |

| Human Trafficking: | White | Black | American Indian or Alaskan Native | Asian | Native Hawaiian or Other Pacific Islander | Hispanic or Latino | Not Hispanic or Latino |
|--|--------------|--------------|--|--------------|--|-------------------------------|---------------------------------------|
| Human Trafficking/ Commercial Sex Acts | 0 | 0 | 0 | 0 | 0 | 0 | 0 |
| Human Trafficking/ Involuntary Servitude | 0 | 0 | 0 | 0 | 0 | 0 | 0 |
| Total Human Trafficking Violations: | 0 | 0 | 0 | 0 | 0 | 0 | 0 |

2016 Lovelock PD Arrests - Adults
By Race and Ethnicity

| Index Crimes: | White | Black | American Indian or Alaskan Native | Asian | Native Hawaiian or Other Pacific Islander | Hispanic or Latino | Not Hispanic or Latino |
|--|--------------|--------------|--|--------------|--|-------------------------------|---------------------------------------|
| Murder and Nonnegligent Manslaughter | 0 | 0 | 0 | 0 | 0 | 0 | 0 |
| Manslaughter by Negligence | 0 | 0 | 0 | 0 | 0 | 0 | 0 |
| Rape | 0 | 0 | 0 | 0 | 0 | 0 | 0 |
| Robbery | 1 | 0 | 0 | 0 | 0 | 0 | 1 |
| Aggravated Assault (Return A - 4a-d) | 2 | 0 | 0 | 0 | 0 | 0 | 2 |
| Burglary - Breaking or Entering | 2 | 0 | 0 | 0 | 0 | 0 | 2 |
| Larceny - Theft (Except Motor Vehicle Theft) | 1 | 0 | 0 | 0 | 0 | 0 | 1 |
| Motor Vehicle Theft | 0 | 0 | 0 | 0 | 0 | 0 | 0 |
| Arson | 0 | 0 | 0 | 0 | 0 | 0 | 0 |
| Total Index Crimes Violations: | 6 | 0 | 0 | 0 | 0 | 0 | 6 |

| Other Offenses: | White | Black | American Indian or Alaskan Native | Asian | Native Hawaiian or Other Pacific Islander | Hispanic or Latino | Not Hispanic or Latino |
|--|--------------|--------------|--|--------------|--|-------------------------------|---------------------------------------|
| Other Assaults (Return A - 4e) | 4 | 0 | 0 | 0 | 0 | 0 | 4 |
| Forgery and Counterfeiting | 0 | 0 | 0 | 0 | 0 | 0 | 0 |
| Fraud | 0 | 0 | 0 | 0 | 0 | 0 | 0 |
| Embezzlement | 0 | 0 | 0 | 0 | 0 | 0 | 0 |
| Stolen Property; Buying, Receiving, Possessing | 0 | 0 | 0 | 0 | 0 | 0 | 0 |
| Vandalism | 0 | 0 | 0 | 0 | 0 | 0 | 0 |
| Weapons; Carrying, Possessing, etc. | 1 | 0 | 0 | 0 | 0 | 0 | 1 |
| Total Other Offense Violations: | 5 | 0 | 0 | 0 | 0 | 0 | 5 |

| Prostitution and Commercialized Vice: | White | Black | American Indian or Alaskan Native | Asian | Native Hawaiian or Other Pacific Islander | Hispanic or Latino | Not Hispanic or Latino |
|---|--------------|--------------|--|--------------|--|-------------------------------|---------------------------------------|
| Prostitution | 0 | 0 | 0 | 0 | 0 | 0 | 0 |
| Assisting or Promoting Prostitution | 0 | 0 | 0 | 0 | 0 | 0 | 0 |
| Purchasing Prostitution | 0 | 0 | 0 | 0 | 0 | 0 | 0 |
| Sex Offenses (Except Forcible Rape and Prostitution) | 0 | 0 | 0 | 0 | 0 | 0 | 0 |
| Total Prostitution & Commercialized Vice Violations: | 0 | 0 | 0 | 0 | 0 | 0 | 0 |

2016 Lovelock PD Arrests - Adults
By Race and Ethnicity

| Drug Abuse Violations: | White | Black | American Indian or Alaskan Native | Asian | Native Hawaiian or Other Pacific Islander | Hispanic or Latino | Not Hispanic or Latino |
|---|--------------|--------------|--|--------------|--|-------------------------------|---------------------------------------|
| Sale/Manufacturing: | | | | | | | |
| Opium or Cocaine and Their Derivatives (Morphine, Heroin, Codeine) | 0 | 0 | 0 | 0 | 0 | 0 | 0 |
| Marijuana | 0 | 0 | 0 | 0 | 0 | 0 | 0 |
| Synthetic Narcotics - Manufactured Narcotics Which Can Cause TrueDrug Addiction Demerol, Methadones) | 0 | 0 | 0 | 0 | 0 | 0 | 0 |
| Other - Dangerous Nonnarcotic Drugs (Barbiturates, Benzedrine) | 0 | 0 | 0 | 0 | 0 | 0 | 0 |
| Possession: | | | | | | | |
| Opium or Cocaine and Their Derivatives (Morphine, Heroin, Codeine) | 0 | 0 | 0 | 0 | 0 | 0 | 0 |
| Marijuana | 0 | 0 | 0 | 0 | 0 | 0 | 0 |
| Synthetic Narcotics - Manufactured Narcotics Which Can Cause TrueDrug Addiction (Demerol, Methadones) | 0 | 0 | 0 | 0 | 0 | 0 | 0 |
| Other - Dangerous Nonnarcotic Drugs (Barbiturates, Benzedrine) | 0 | 0 | 0 | 0 | 0 | 0 | 0 |
| Total Drug Abuse Violations: | 0 | 0 | 0 | 0 | 0 | 0 | 0 |

| Gambling: | White | Black | American Indian or Alaskan Native | Asian | Native Hawaiian or Other Pacific Islander | Hispanic or Latino | Not Hispanic or Latino |
|-----------------------------------|--------------|--------------|--|--------------|--|-------------------------------|---------------------------------------|
| Bookmaking (Horse and Sport Book) | 0 | 0 | 0 | 0 | 0 | 0 | 0 |
| Numbers and Lottery | 0 | 0 | 0 | 0 | 0 | 0 | 0 |
| All Other Gambling | 0 | 0 | 0 | 0 | 0 | 0 | 0 |
| Total Gambling Violations: | 0 | 0 | 0 | 0 | 0 | 0 | 0 |

| Miscellaneous: | White | Black | American Indian or Alaskan Native | Asian | Native Hawaiian or Other Pacific Islander | Hispanic or Latino | Not Hispanic or Latino |
|--|--------------|--------------|--|--------------|--|-------------------------------|---------------------------------------|
| Offenses Against the Family and Children | 1 | 0 | 1 | 0 | 0 | 0 | 2 |
| Driving Under the Influence | 1 | 0 | 1 | 0 | 0 | 0 | 2 |
| Liquor Laws | 2 | 0 | 0 | 0 | 0 | 1 | 1 |
| Drunkenness | 0 | 0 | 0 | 0 | 0 | 0 | 0 |
| Disorderly Conduct | 3 | 0 | 1 | 0 | 0 | 0 | 4 |
| Vagrancy | 0 | 0 | 0 | 0 | 0 | 0 | 0 |
| All Other Offenses (Except Traffic) | 11 | 0 | 5 | 0 | 0 | 4 | 12 |
| Suspicion | 0 | 0 | 0 | 0 | 0 | 0 | 0 |
| Total Miscellaneous Violations: | 18 | 0 | 8 | 0 | 0 | 5 | 21 |

| Human Trafficking: | White | Black | American Indian or Alaskan Native | Asian | Native Hawaiian or Other Pacific Islander | Hispanic or Latino | Not Hispanic or Latino |
|--|--------------|--------------|--|--------------|--|-------------------------------|---------------------------------------|
| Human Trafficking/ Commercial Sex Acts | 0 | 0 | 0 | 0 | 0 | 0 | 0 |
| Human Trafficking/ Involuntary Servitude | 0 | 0 | 0 | 0 | 0 | 0 | 0 |
| Total Human Trafficking Violations: | 0 | 0 | 0 | 0 | 0 | 0 | 0 |

2016 Pershing Co SO Arrests - Adults
By Race and Ethnicity

| Index Crimes: | White | Black | American Indian or Alaskan Native | Asian | Native Hawaiian or Other Pacific Islander | Hispanic or Latino | Not Hispanic or Latino |
|--|--------------|--------------|--|--------------|--|-------------------------------|---------------------------------------|
| Murder and Nonnegligent Manslaughter | 0 | 0 | 0 | 0 | 0 | 0 | 0 |
| Manslaughter by Negligence | 0 | 0 | 0 | 0 | 0 | 0 | 0 |
| Rape | 1 | 0 | 0 | 0 | 0 | 0 | 0 |
| Robbery | 0 | 0 | 0 | 0 | 0 | 0 | 0 |
| Aggravated Assault (Return A - 4a-d) | 6 | 0 | 0 | 0 | 0 | 0 | 0 |
| Burglary - Breaking or Entering | 1 | 0 | 0 | 0 | 0 | 0 | 0 |
| Larceny - Theft (Except Motor Vehicle Theft) | 1 | 0 | 0 | 0 | 0 | 0 | 0 |
| Motor Vehicle Theft | 0 | 0 | 0 | 0 | 0 | 0 | 0 |
| Arson | 0 | 0 | 0 | 0 | 0 | 0 | 0 |
| Total Index Crimes Violations: | 9 | 0 | 0 | 0 | 0 | 0 | 0 |

| Other Offenses: | White | Black | American Indian or Alaskan Native | Asian | Native Hawaiian or Other Pacific Islander | Hispanic or Latino | Not Hispanic or Latino |
|--|--------------|--------------|--|--------------|--|-------------------------------|---------------------------------------|
| Other Assaults (Return A - 4e) | 6 | 0 | 1 | 0 | 0 | 0 | 0 |
| Forgery and Counterfeiting | 0 | 0 | 0 | 0 | 0 | 0 | 0 |
| Fraud | 0 | 0 | 0 | 0 | 0 | 0 | 0 |
| Embezzlement | 0 | 0 | 0 | 0 | 0 | 0 | 0 |
| Stolen Property; Buying, Receiving, Possessing | 0 | 0 | 0 | 0 | 0 | 0 | 0 |
| Vandalism | 1 | 0 | 0 | 0 | 0 | 0 | 0 |
| Weapons; Carrying, Possessing, etc. | 1 | 0 | 0 | 0 | 0 | 0 | 0 |
| Total Other Offense Violations: | 8 | 0 | 1 | 0 | 0 | 0 | 0 |

| Prostitution and Commercialized Vice: | White | Black | American Indian or Alaskan Native | Asian | Native Hawaiian or Other Pacific Islander | Hispanic or Latino | Not Hispanic or Latino |
|---|--------------|--------------|--|--------------|--|-------------------------------|---------------------------------------|
| Prostitution | 0 | 0 | 0 | 0 | 0 | 0 | 0 |
| Assisting or Promoting Prostitution | 0 | 0 | 0 | 0 | 0 | 0 | 0 |
| Purchasing Prostitution | 0 | 0 | 0 | 0 | 0 | 0 | 0 |
| Sex Offenses (Except Forcible Rape and Prostitution) | 0 | 0 | 0 | 0 | 0 | 0 | 0 |
| Total Prostitution & Commercialized Vice Violations: | 0 | 0 | 0 | 0 | 0 | 0 | 0 |

2016 Pershing Co SO Arrests - Adults
By Race and Ethnicity

| Drug Abuse Violations: | White | Black | American Indian or Alaskan Native | Asian | Native Hawaiian or Other Pacific Islander | Hispanic or Latino | Not Hispanic or Latino |
|---|------------|----------|-----------------------------------|----------|---|--------------------|------------------------|
| Sale/Manufacturing: | | | | | | | |
| Opium or Cocaine and Their Derivatives (Morphine, Heroin, Codeine) | 10 | 0 | 0 | 0 | 0 | 0 | 0 |
| Marijuana | 15 | 0 | 0 | 0 | 0 | 0 | 0 |
| Synthetic Narcotics - Manufactured Narcotics Which Can Cause TrueDrug Addiction Demerol, Methadones) | 14 | 1 | 1 | 0 | 0 | 0 | 0 |
| Other - Dangerous Nonnarcotic Drugs (Barbiturates, Benzedrine) | 1 | 0 | 0 | 0 | 0 | 0 | 0 |
| Possession: | | | | | | | |
| Opium or Cocaine and Their Derivatives (Morphine, Heroin, Codeine) | 10 | 0 | 0 | 0 | 0 | 0 | 0 |
| Marijuana | 57 | 2 | 2 | 1 | 1 | 0 | 0 |
| Synthetic Narcotics - Manufactured Narcotics Which Can Cause TrueDrug Addiction (Demerol, Methadones) | 35 | 1 | 1 | 1 | 0 | 0 | 0 |
| Other - Dangerous Nonnarcotic Drugs (Barbiturates, Benzedrine) | 0 | 0 | 0 | 0 | 0 | 0 | 0 |
| Total Drug Abuse Violations: | 142 | 4 | 4 | 2 | 1 | 0 | 0 |

| Gambling: | White | Black | American Indian or Alaskan Native | Asian | Native Hawaiian or Other Pacific Islander | Hispanic or Latino | Not Hispanic or Latino |
|-----------------------------------|----------|----------|-----------------------------------|----------|---|--------------------|------------------------|
| Bookmaking (Horse and Sport Book) | 0 | 0 | 0 | 0 | 0 | 0 | 0 |
| Numbers and Lottery | 0 | 0 | 0 | 0 | 0 | 0 | 0 |
| All Other Gambling | 0 | 0 | 0 | 0 | 0 | 0 | 0 |
| Total Gambling Violations: | 0 | 0 | 0 | 0 | 0 | 0 | 0 |

| Miscellaneous: | White | Black | American Indian or Alaskan Native | Asian | Native Hawaiian or Other Pacific Islander | Hispanic or Latino | Not Hispanic or Latino |
|--|-----------|----------|-----------------------------------|----------|---|--------------------|------------------------|
| Offenses Against the Family and Children | 3 | 0 | 0 | 0 | 0 | 0 | 0 |
| Driving Under the Influence | 8 | 0 | 0 | 0 | 0 | 0 | 0 |
| Liquor Laws | 1 | 0 | 1 | 0 | 0 | 0 | 0 |
| Drunkenness | 3 | 0 | 0 | 0 | 0 | 0 | 0 |
| Disorderly Conduct | 1 | 0 | 0 | 0 | 0 | 0 | 0 |
| Vagrancy | 0 | 0 | 0 | 0 | 0 | 0 | 0 |
| All Other Offenses (Except Traffic) | 18 | 1 | 1 | 0 | 0 | 0 | 0 |
| Suspicion | 0 | 0 | 0 | 0 | 0 | 0 | 0 |
| Total Miscellaneous Violations: | 34 | 1 | 2 | 0 | 0 | 0 | 0 |

| Human Trafficking: | White | Black | American Indian or Alaskan Native | Asian | Native Hawaiian or Other Pacific Islander | Hispanic or Latino | Not Hispanic or Latino |
|--|----------|----------|-----------------------------------|----------|---|--------------------|------------------------|
| Human Trafficking/ Commercial Sex Acts | 0 | 0 | 0 | 0 | 0 | 0 | 0 |
| Human Trafficking/ Involuntary Servitude | 0 | 0 | 0 | 0 | 0 | 0 | 0 |
| Total Human Trafficking Violations: | 0 | 0 | 0 | 0 | 0 | 0 | 0 |

2016 Storey County Arrests - Adults
By Race and Ethnicity

| Index Crimes: | White | Black | American Indian or Alaskan Native | Asian | Native Hawaiian or Other Pacific Islander | Hispanic or Latino | Not Hispanic or Latino |
|--|--------------|--------------|--|--------------|--|-------------------------------|---------------------------------------|
| Murder and Nonnegligent Manslaughter | 1 | 0 | 0 | 0 | 0 | 0 | 1 |
| Manslaughter by Negligence | 0 | 0 | 0 | 0 | 0 | 0 | 0 |
| Rape | 0 | 0 | 0 | 0 | 0 | 0 | 0 |
| Robbery | 0 | 0 | 0 | 0 | 0 | 0 | 0 |
| Aggravated Assault (Return A - 4a-d) | 2 | 1 | 0 | 0 | 0 | 0 | 3 |
| Burglary - Breaking or Entering | 2 | 0 | 0 | 0 | 0 | 0 | 2 |
| Larceny - Theft (Except Motor Vehicle Theft) | 1 | 0 | 0 | 0 | 0 | 0 | 1 |
| Motor Vehicle Theft | 0 | 0 | 0 | 0 | 0 | 0 | 0 |
| Arson | 2 | 0 | 0 | 0 | 0 | 0 | 2 |
| Total Index Crimes Violations: | 8 | 1 | 0 | 0 | 0 | 0 | 9 |

| Other Offenses: | White | Black | American Indian or Alaskan Native | Asian | Native Hawaiian or Other Pacific Islander | Hispanic or Latino | Not Hispanic or Latino |
|--|--------------|--------------|--|--------------|--|-------------------------------|---------------------------------------|
| Other Assaults (Return A - 4e) | 1 | 0 | 0 | 0 | 1 | 1 | 1 |
| Forgery and Counterfeiting | 0 | 0 | 0 | 0 | 0 | 0 | 0 |
| Fraud | 0 | 0 | 0 | 0 | 0 | 0 | 0 |
| Embezzlement | 0 | 0 | 0 | 0 | 0 | 0 | 0 |
| Stolen Property; Buying, Receiving, Possessing | 1 | 0 | 0 | 0 | 0 | 0 | 1 |
| Vandalism | 0 | 0 | 0 | 0 | 0 | 0 | 0 |
| Weapons; Carrying, Possessing, etc. | 0 | 0 | 0 | 0 | 0 | 0 | 0 |
| Total Other Offense Violations: | 2 | 0 | 0 | 0 | 1 | 1 | 2 |

| Prostitution and Commercialized Vice: | White | Black | American Indian or Alaskan Native | Asian | Native Hawaiian or Other Pacific Islander | Hispanic or Latino | Not Hispanic or Latino |
|---|--------------|--------------|--|--------------|--|-------------------------------|---------------------------------------|
| Prostitution | 0 | 0 | 0 | 0 | 0 | 0 | 0 |
| Assisting or Promoting Prostitution | 0 | 0 | 0 | 0 | 0 | 0 | 0 |
| Purchasing Prostitution | 0 | 0 | 0 | 0 | 0 | 0 | 0 |
| Sex Offenses (Except Forcible Rape and Prostitution) | 0 | 0 | 0 | 0 | 0 | 0 | 0 |
| Total Prostitution & Commercialized Vice Violations: | 0 | 0 | 0 | 0 | 0 | 0 | 0 |

2016 Storey County Arrests - Adults
By Race and Ethnicity

| Drug Abuse Violations: | White | Black | American Indian or Alaskan Native | Asian | Native Hawaiian or Other Pacific Islander | Hispanic or Latino | Not Hispanic or Latino |
|---|-----------|----------|-----------------------------------|----------|---|--------------------|------------------------|
| Sale/Manufacturing: | | | | | | | |
| Opium or Cocaine and Their Derivatives (Morphine, Heroin, Codeine) | 0 | 0 | 0 | 0 | 0 | 0 | 0 |
| Marijuana | 9 | 0 | 0 | 0 | 0 | 3 | 6 |
| Synthetic Narcotics - Manufactured Narcotics Which Can Cause TrueDrug Addiction Demerol, Methadones) | 0 | 0 | 0 | 0 | 0 | 0 | 0 |
| Other - Dangerous Nonnarcotic Drugs (Barbiturates, Benzedrine) | 8 | 1 | 0 | 0 | 0 | 1 | 8 |
| Possession: | | | | | | | |
| Opium or Cocaine and Their Derivatives (Morphine, Heroin, Codeine) | 0 | 0 | 0 | 0 | 0 | 0 | 0 |
| Marijuana | 1 | 0 | 0 | 0 | 0 | 0 | 1 |
| Synthetic Narcotics - Manufactured Narcotics Which Can Cause TrueDrug Addiction (Demerol, Methadones) | 1 | 0 | 0 | 0 | 0 | 0 | 1 |
| Other - Dangerous Nonnarcotic Drugs (Barbiturates, Benzedrine) | 0 | 0 | 0 | 0 | 0 | 0 | 0 |
| Total Drug Abuse Violations: | 19 | 1 | 0 | 0 | 0 | 4 | 16 |

| Gambling: | White | Black | American Indian or Alaskan Native | Asian | Native Hawaiian or Other Pacific Islander | Hispanic or Latino | Not Hispanic or Latino |
|-----------------------------------|----------|----------|-----------------------------------|----------|---|--------------------|------------------------|
| Bookmaking (Horse and Sport Book) | 0 | 0 | 0 | 0 | 0 | 0 | 0 |
| Numbers and Lottery | 0 | 0 | 0 | 0 | 0 | 0 | 0 |
| All Other Gambling | 0 | 0 | 0 | 0 | 0 | 0 | 0 |
| Total Gambling Violations: | 0 | 0 | 0 | 0 | 0 | 0 | 0 |

| Miscellaneous: | White | Black | American Indian or Alaskan Native | Asian | Native Hawaiian or Other Pacific Islander | Hispanic or Latino | Not Hispanic or Latino |
|--|------------|----------|-----------------------------------|----------|---|--------------------|------------------------|
| Offenses Against the Family and Children | 17 | 0 | 1 | 0 | 0 | 1 | 17 |
| Driving Under the Influence | 15 | 0 | 0 | 0 | 0 | 2 | 13 |
| Liquor Laws | 5 | 0 | 0 | 0 | 0 | 0 | 5 |
| Drunkenness | 0 | 0 | 0 | 0 | 0 | 0 | 0 |
| Disorderly Conduct | 3 | 0 | 0 | 0 | 0 | 1 | 2 |
| Vagrancy | 0 | 0 | 0 | 0 | 0 | 0 | 0 |
| All Other Offenses (Except Traffic) | 64 | 1 | 4 | 0 | 3 | 17 | 55 |
| Suspicion | 0 | 0 | 0 | 0 | 0 | 0 | 0 |
| Total Miscellaneous Violations: | 104 | 1 | 5 | 0 | 3 | 21 | 92 |

| Human Trafficking: | White | Black | American Indian or Alaskan Native | Asian | Native Hawaiian or Other Pacific Islander | Hispanic or Latino | Not Hispanic or Latino |
|--|----------|----------|-----------------------------------|----------|---|--------------------|------------------------|
| Human Trafficking/ Commercial Sex Acts | 0 | 0 | 0 | 0 | 0 | 0 | 0 |
| Human Trafficking/ Involuntary Servitude | 0 | 0 | 0 | 0 | 0 | 0 | 0 |
| Total Human Trafficking Violations: | 0 | 0 | 0 | 0 | 0 | 0 | 0 |

2016 Washoe County Arrests - Adults
By Race and Ethnicity

| Index Crimes: | White | Black | American Indian or Alaskan Native | Asian | Native Hawaiian or Other Pacific Islander | Hispanic or Latino | Not Hispanic or Latino |
|--|--------------|--------------|--|--------------|--|-------------------------------|---------------------------------------|
| Murder and Nonnegligent Manslaughter | 9 | 2 | 0 | 0 | 0 | 0 | 11 |
| Manslaughter by Negligence | 0 | 0 | 0 | 0 | 0 | 0 | 0 |
| Rape | 32 | 4 | 0 | 0 | 0 | 7 | 29 |
| Robbery | 123 | 21 | 12 | 3 | 0 | 12 | 147 |
| Aggravated Assault (Return A - 4a-d) | 1,395 | 185 | 32 | 38 | 0 | 186 | 1,464 |
| Burglary - Breaking or Entering | 641 | 64 | 8 | 15 | 0 | 49 | 679 |
| Larceny - Theft (Except Motor Vehicle Theft) | 892 | 85 | 23 | 22 | 1 | 64 | 959 |
| Motor Vehicle Theft | 227 | 30 | 5 | 3 | 0 | 25 | 240 |
| Arson | 16 | 1 | 0 | 0 | 0 | 1 | 16 |
| Total Index Crimes Violations: | 3,335 | 392 | 80 | 81 | 1 | 344 | 3,545 |

| Other Offenses: | White | Black | American Indian or Alaskan Native | Asian | Native Hawaiian or Other Pacific Islander | Hispanic or Latino | Not Hispanic or Latino |
|--|--------------|--------------|--|--------------|--|-------------------------------|---------------------------------------|
| Other Assaults (Return A - 4e) | 513 | 86 | 20 | 15 | 1 | 69 | 566 |
| Forgery and Counterfeiting | 67 | 12 | 0 | 2 | 0 | 8 | 73 |
| Fraud | 244 | 29 | 4 | 10 | 0 | 21 | 266 |
| Embezzlement | 35 | 3 | 1 | 1 | 0 | 7 | 33 |
| Stolen Property; Buying, Receiving, Possessing | 125 | 20 | 2 | 2 | 0 | 13 | 136 |
| Vandalism | 200 | 30 | 8 | 7 | 0 | 23 | 222 |
| Weapons; Carrying, Possessing, etc. | 129 | 21 | 1 | 5 | 0 | 21 | 133 |
| Total Other Offense Violations: | 1,313 | 201 | 36 | 42 | 1 | 162 | 1,429 |

| Prostitution and Commercialized Vice: | White | Black | American Indian or Alaskan Native | Asian | Native Hawaiian or Other Pacific Islander | Hispanic or Latino | Not Hispanic or Latino |
|---|--------------|--------------|--|--------------|--|-------------------------------|---------------------------------------|
| Prostitution | 93 | 18 | 1 | 3 | 0 | 6 | 109 |
| Assisting or Promoting Prostitution | 0 | 0 | 0 | 0 | 0 | 0 | 0 |
| Purchasing Prostitution | 0 | 0 | 0 | 0 | 0 | 0 | 0 |
| Sex Offenses (Except Forcible Rape and Prostitution) | 62 | 5 | 0 | 3 | 0 | 5 | 65 |
| Total Prostitution & Commercialized Vice Violations: | 155 | 23 | 1 | 6 | 0 | 11 | 174 |

2016 Washoe County Arrests - Adults
By Race and Ethnicity

| Drug Abuse Violations: | White | Black | American Indian or Alaskan Native | Asian | Native Hawaiian or Other Pacific Islander | Hispanic or Latino | Not Hispanic or Latino |
|---|--------------|--------------|--|--------------|--|-------------------------------|---------------------------------------|
| Sale/Manufacturing: | | | | | | | |
| Opium or Cocaine and Their Derivatives (Morphine, Heroin, Codeine) | 39 | 6 | 0 | 1 | 0 | 3 | 43 |
| Marijuana | 118 | 30 | 3 | 0 | 0 | 14 | 137 |
| Synthetic Narcotics - Manufactured Narcotics Which Can Cause TrueDrug Addiction Demerol, Methadones) | 1 | 0 | 0 | 0 | 0 | 0 | 1 |
| Other - Dangerous Nonnarcotic Drugs (Barbiturates, Benezdrine) | 0 | 0 | 0 | 0 | 0 | 0 | 0 |
| Possession: | | | | | | | |
| Opium or Cocaine and Their Derivatives (Morphine, Heroin, Codeine) | 7 | 0 | 0 | 0 | 0 | 3 | 4 |
| Marijuana | 227 | 48 | 2 | 8 | 0 | 32 | 248 |
| Synthetic Narcotics - Manufactured Narcotics Which Can Cause TrueDrug Addiction (Demerol, Methadones) | 25 | 1 | 1 | 0 | 0 | 6 | 21 |
| Other - Dangerous Nonnarcotic Drugs (Barbiturates, Benezdrine) | 4 | 1 | 0 | 0 | 0 | 2 | 3 |
| Total Drug Abuse Violations: | 421 | 86 | 6 | 9 | 0 | 60 | 457 |

| Gambling: | White | Black | American Indian or Alaskan Native | Asian | Native Hawaiian or Other Pacific Islander | Hispanic or Latino | Not Hispanic or Latino |
|-----------------------------------|--------------|--------------|--|--------------|--|-------------------------------|---------------------------------------|
| Bookmaking (Horse and Sport Book) | 0 | 0 | 0 | 0 | 0 | 0 | 0 |
| Numbers and Lottery | 0 | 0 | 0 | 0 | 0 | 0 | 0 |
| All Other Gambling | 0 | 0 | 0 | 0 | 0 | 0 | 0 |
| Total Gambling Violations: | 0 | 0 | 0 | 0 | 0 | 0 | 0 |

| Miscellaneous: | White | Black | American Indian or Alaskan Native | Asian | Native Hawaiian or Other Pacific Islander | Hispanic or Latino | Not Hispanic or Latino |
|--|---------------|--------------|--|--------------|--|-------------------------------|---------------------------------------|
| Offenses Against the Family and Children | 297 | 28 | 6 | 8 | 0 | 37 | 302 |
| Driving Under the Influence | 1,227 | 73 | 23 | 17 | 0 | 185 | 1,155 |
| Liquor Laws | 1,090 | 131 | 89 | 9 | 0 | 45 | 1,267 |
| Drunkenness | 0 | 0 | 0 | 0 | 0 | 0 | 0 |
| Disorderly Conduct | 158 | 22 | 7 | 2 | 0 | 10 | 179 |
| Vagrancy | 102 | 11 | 7 | 2 | 0 | 0 | 122 |
| All Other Offenses (Except Traffic) | 7,803 | 1,186 | 175 | 123 | 0 | 582 | 8,705 |
| Suspicion | 0 | 0 | 0 | 0 | 0 | 0 | 0 |
| Total Miscellaneous Violations: | 10,677 | 1,451 | 307 | 161 | 0 | 859 | 11,730 |

| Human Trafficking: | White | Black | American Indian or Alaskan Native | Asian | Native Hawaiian or Other Pacific Islander | Hispanic or Latino | Not Hispanic or Latino |
|--|--------------|--------------|--|--------------|--|-------------------------------|---------------------------------------|
| Human Trafficking/ Commercial Sex Acts | 0 | 2 | 0 | 0 | 0 | 0 | 2 |
| Human Trafficking/ Involuntary Servitude | 0 | 0 | 0 | 0 | 0 | 0 | 0 |
| Total Human Trafficking Violations: | 0 | 2 | 0 | 0 | 0 | 0 | 2 |

2016 Reno PD Arrests - Adults
By Race and Ethnicity

| Index Crimes: | White | Black | American Indian or Alaskan Native | Asian | Native Hawaiian or Other Pacific Islander | Hispanic or Latino | Not Hispanic or Latino |
|--|--------------|--------------|--|--------------|--|-------------------------------|---------------------------------------|
| Murder and Nonnegligent Manslaughter | 4 | 2 | 0 | 0 | 0 | 0 | 6 |
| Manslaughter by Negligence | 0 | 0 | 0 | 0 | 0 | 0 | 0 |
| Rape | 20 | 4 | 0 | 0 | 0 | 4 | 20 |
| Robbery | 88 | 14 | 9 | 3 | 0 | 5 | 109 |
| Aggravated Assault (Return A - 4a-d) | 721 | 117 | 18 | 22 | 0 | 73 | 805 |
| Burglary - Breaking or Entering | 402 | 44 | 3 | 10 | 0 | 21 | 438 |
| Larceny - Theft (Except Motor Vehicle Theft) | 670 | 68 | 16 | 13 | 1 | 31 | 737 |
| Motor Vehicle Theft | 133 | 24 | 4 | 2 | 0 | 13 | 150 |
| Arson | 7 | 0 | 0 | 0 | 0 | 0 | 7 |
| Total Index Crimes Violations: | 2,045 | 273 | 50 | 50 | 1 | 147 | 2,272 |

| Other Offenses: | White | Black | American Indian or Alaskan Native | Asian | Native Hawaiian or Other Pacific Islander | Hispanic or Latino | Not Hispanic or Latino |
|--|--------------|--------------|--|--------------|--|-------------------------------|---------------------------------------|
| Other Assaults (Return A - 4e) | 336 | 70 | 17 | 11 | 0 | 28 | 406 |
| Forgery and Counterfeiting | 45 | 10 | 0 | 1 | 0 | 3 | 53 |
| Fraud | 148 | 18 | 1 | 4 | 0 | 8 | 163 |
| Embezzlement | 18 | 1 | 1 | 0 | 0 | 3 | 17 |
| Stolen Property; Buying, Receiving, Possessing | 52 | 14 | 2 | 0 | 0 | 4 | 64 |
| Vandalism | 136 | 18 | 7 | 4 | 0 | 10 | 155 |
| Weapons; Carrying, Possessing, etc. | 52 | 15 | 0 | 0 | 0 | 8 | 59 |
| Total Other Offense Violations: | 787 | 146 | 28 | 20 | 0 | 64 | 917 |

| Prostitution and Commercialized Vice: | White | Black | American Indian or Alaskan Native | Asian | Native Hawaiian or Other Pacific Islander | Hispanic or Latino | Not Hispanic or Latino |
|---|--------------|--------------|--|--------------|--|-------------------------------|---------------------------------------|
| Prostitution | 93 | 17 | 1 | 3 | 0 | 6 | 108 |
| Assisting or Promoting Prostitution | 0 | 0 | 0 | 0 | 0 | 0 | 0 |
| Purchasing Prostitution | 0 | 0 | 0 | 0 | 0 | 0 | 0 |
| Sex Offenses (Except Forcible Rape and Prostitution) | 47 | 3 | 0 | 2 | 0 | 4 | 48 |
| Total Prostitution & Commercialized Vice Violations: | 140 | 20 | 1 | 5 | 0 | 10 | 156 |

2016 Reno PD Arrests - Adults
By Race and Ethnicity

| Drug Abuse Violations: | White | Black | American Indian or Alaskan Native | Asian | Native Hawaiian or Other Pacific Islander | Hispanic or Latino | Not Hispanic or Latino |
|---|------------|-----------|-----------------------------------|----------|---|--------------------|------------------------|
| Sale/Manufacturing: | | | | | | | |
| Opium or Cocaine and Their Derivatives (Morphine, Heroin, Codeine) | 17 | 3 | 0 | 0 | 0 | 0 | 20 |
| Marijuana | 91 | 29 | 3 | 0 | 0 | 11 | 112 |
| Synthetic Narcotics - Manufactured Narcotics Which Can Cause TrueDrug Addiction Demerol,Methadones) | 0 | 0 | 0 | 0 | 0 | 0 | 0 |
| Other - Dangerous Nonnarcotic Drugs (Barbiturates, Benezdrine) | 0 | 0 | 0 | 0 | 0 | 0 | 0 |
| Possession: | | | | | | | |
| Opium or Cocaine and Their Derivatives (Morphine, Heroin, Codeine) | 0 | 0 | 0 | 0 | 0 | 0 | 0 |
| Marijuana | 56 | 26 | 0 | 2 | 0 | 6 | 78 |
| Synthetic Narcotics - Manufactured Narcotics Which Can Cause TrueDrug Addiction (Demerol, Methadones) | 1 | 0 | 0 | 0 | 0 | 0 | 1 |
| Other - Dangerous Nonnarcotic Drugs (Barbiturates, Benezdrine) | 1 | 0 | 0 | 0 | 0 | 0 | 1 |
| Total Drug Abuse Violations: | 166 | 58 | 3 | 2 | 0 | 17 | 212 |

| Gambling: | White | Black | American Indian or Alaskan Native | Asian | Native Hawaiian or Other Pacific Islander | Hispanic or Latino | Not Hispanic or Latino |
|-----------------------------------|----------|----------|-----------------------------------|----------|---|--------------------|------------------------|
| Bookmaking (Horse and Sport Book) | 0 | 0 | 0 | 0 | 0 | 0 | 0 |
| Numbers and Lottery | 0 | 0 | 0 | 0 | 0 | 0 | 0 |
| All Other Gambling | 0 | 0 | 0 | 0 | 0 | 0 | 0 |
| Total Gambling Violations: | 0 | 0 | 0 | 0 | 0 | 0 | 0 |

| Miscellaneous: | White | Black | American Indian or Alaskan Native | Asian | Native Hawaiian or Other Pacific Islander | Hispanic or Latino | Not Hispanic or Latino |
|--|--------------|--------------|-----------------------------------|------------|---|--------------------|------------------------|
| Offenses Against the Family and Children | 167 | 23 | 3 | 6 | 0 | 13 | 186 |
| Driving Under the Influence | 573 | 47 | 11 | 12 | 0 | 71 | 572 |
| Liquor Laws | 838 | 125 | 84 | 6 | 0 | 18 | 1,035 |
| Drunkenness | 0 | 0 | 0 | 0 | 0 | 0 | 0 |
| Disorderly Conduct | 90 | 13 | 5 | 1 | 0 | 2 | 107 |
| Vagrancy | 98 | 11 | 7 | 2 | 0 | 0 | 118 |
| All Other Offenses (Except Traffic) | 4,384 | 857 | 112 | 73 | 0 | 180 | 5,246 |
| Suspicion | 0 | 0 | 0 | 0 | 0 | 0 | 0 |
| Total Miscellaneous Violations: | 6,150 | 1,076 | 222 | 100 | 0 | 284 | 7,264 |

| Human Trafficking: | White | Black | American Indian or Alaskan Native | Asian | Native Hawaiian or Other Pacific Islander | Hispanic or Latino | Not Hispanic or Latino |
|--|----------|----------|-----------------------------------|----------|---|--------------------|------------------------|
| Human Trafficking/ Commercial Sex Acts | 0 | 2 | 0 | 0 | 0 | 0 | 2 |
| Human Trafficking/ Involuntary Servitude | 0 | 0 | 0 | 0 | 0 | 0 | 0 |
| Total Human Trafficking Violations: | 0 | 2 | 0 | 0 | 0 | 0 | 2 |

2016 Reno-Tahoe Airport Authority PD Arrests - Adults
By Race and Ethnicity

| Index Crimes: | White | Black | American Indian or Alaskan Native | Asian | Native Hawaiian or Other Pacific Islander | Hispanic or Latino | Not Hispanic or Latino |
|--|--------------|--------------|--|--------------|--|-------------------------------|---------------------------------------|
| Murder and Nonnegligent Manslaughter | 0 | 0 | 0 | 0 | 0 | 0 | 0 |
| Manslaughter by Negligence | 0 | 0 | 0 | 0 | 0 | 0 | 0 |
| Rape | 0 | 0 | 0 | 0 | 0 | 0 | 0 |
| Robbery | 0 | 0 | 0 | 0 | 0 | 0 | 0 |
| Aggravated Assault (Return A - 4a-d) | 0 | 0 | 0 | 0 | 0 | 0 | 0 |
| Burglary - Breaking or Entering | 2 | 0 | 0 | 0 | 0 | 0 | 2 |
| Larceny - Theft (Except Motor Vehicle Theft) | 0 | 0 | 0 | 0 | 0 | 0 | 0 |
| Motor Vehicle Theft | 0 | 0 | 0 | 0 | 0 | 0 | 0 |
| Arson | 0 | 0 | 0 | 0 | 0 | 0 | 0 |
| Total Index Crimes Violations: | 2 | 0 | 0 | 0 | 0 | 0 | 2 |

| Other Offenses: | White | Black | American Indian or Alaskan Native | Asian | Native Hawaiian or Other Pacific Islander | Hispanic or Latino | Not Hispanic or Latino |
|--|--------------|--------------|--|--------------|--|-------------------------------|---------------------------------------|
| Other Assaults (Return A - 4e) | 0 | 0 | 0 | 0 | 0 | 0 | 0 |
| Forgery and Counterfeiting | 0 | 0 | 0 | 0 | 0 | 0 | 0 |
| Fraud | 1 | 0 | 0 | 0 | 0 | 1 | 0 |
| Embezzlement | 0 | 0 | 0 | 0 | 0 | 0 | 0 |
| Stolen Property; Buying, Receiving, Possessing | 0 | 0 | 0 | 0 | 0 | 0 | 0 |
| Vandalism | 0 | 0 | 0 | 0 | 0 | 0 | 0 |
| Weapons; Carrying, Possessing, etc. | 12 | 1 | 0 | 0 | 0 | 0 | 13 |
| Total Other Offense Violations: | 13 | 1 | 0 | 0 | 0 | 1 | 13 |

| Prostitution and Commercialized Vice: | White | Black | American Indian or Alaskan Native | Asian | Native Hawaiian or Other Pacific Islander | Hispanic or Latino | Not Hispanic or Latino |
|---|--------------|--------------|--|--------------|--|-------------------------------|---------------------------------------|
| Prostitution | 0 | 0 | 0 | 0 | 0 | 0 | 0 |
| Assisting or Promoting Prostitution | 0 | 0 | 0 | 0 | 0 | 0 | 0 |
| Purchasing Prostitution | 0 | 0 | 0 | 0 | 0 | 0 | 0 |
| Sex Offenses (Except Forcible Rape and Prostitution) | 0 | 0 | 0 | 0 | 0 | 0 | 0 |
| Total Prostitution & Commercialized Vice Violations: | 0 | 0 | 0 | 0 | 0 | 0 | 0 |

2016 Reno-Tahoe Airport Authority PD Arrests - Adults
By Race and Ethnicity

| Drug Abuse Violations: | White | Black | American Indian or Alaskan Native | Asian | Native Hawaiian or Other Pacific Islander | Hispanic or Latino | Not Hispanic or Latino |
|---|--------------|--------------|--|--------------|--|-------------------------------|---------------------------------------|
| Sale/Manufacturing: | | | | | | | |
| Opium or Cocaine and Their Derivatives (Morphine, Heroin, Codeine) | 0 | 0 | 0 | 0 | 0 | 0 | 0 |
| Marijuana | 0 | 0 | 0 | 0 | 0 | 0 | 0 |
| Synthetic Narcotics - Manufactured Narcotics Which Can Cause TrueDrug Addiction Demerol, Methadones) | 0 | 0 | 0 | 0 | 0 | 0 | 0 |
| Other - Dangerous Nonnarcotic Drugs (Barbiturates, Benzedrine) | 0 | 0 | 0 | 0 | 0 | 0 | 0 |
| Possession: | | | | | | | |
| Opium or Cocaine and Their Derivatives (Morphine, Heroin, Codeine) | 2 | 0 | 0 | 0 | 0 | 0 | 2 |
| Marijuana | 5 | 0 | 0 | 0 | 0 | 0 | 5 |
| Synthetic Narcotics - Manufactured Narcotics Which Can Cause TrueDrug Addiction (Demerol, Methadones) | 0 | 0 | 0 | 0 | 0 | 0 | 0 |
| Other - Dangerous Nonnarcotic Drugs (Barbiturates, Benzedrine) | 0 | 0 | 0 | 0 | 0 | 0 | 0 |
| Total Drug Abuse Violations: | 7 | 0 | 0 | 0 | 0 | 0 | 7 |

| Gambling: | White | Black | American Indian or Alaskan Native | Asian | Native Hawaiian or Other Pacific Islander | Hispanic or Latino | Not Hispanic or Latino |
|-----------------------------------|--------------|--------------|--|--------------|--|-------------------------------|---------------------------------------|
| Bookmaking (Horse and Sport Book) | 0 | 0 | 0 | 0 | 0 | 0 | 0 |
| Numbers and Lottery | 0 | 0 | 0 | 0 | 0 | 0 | 0 |
| All Other Gambling | 0 | 0 | 0 | 0 | 0 | 0 | 0 |
| Total Gambling Violations: | 0 | 0 | 0 | 0 | 0 | 0 | 0 |

| Miscellaneous: | White | Black | American Indian or Alaskan Native | Asian | Native Hawaiian or Other Pacific Islander | Hispanic or Latino | Not Hispanic or Latino |
|--|--------------|--------------|--|--------------|--|-------------------------------|---------------------------------------|
| Offenses Against the Family and Children | 1 | 0 | 0 | 0 | 0 | 0 | 1 |
| Driving Under the Influence | 1 | 0 | 0 | 0 | 0 | 0 | 1 |
| Liquor Laws | 0 | 0 | 0 | 0 | 0 | 0 | 0 |
| Drunkenness | 0 | 0 | 0 | 0 | 0 | 0 | 0 |
| Disorderly Conduct | 2 | 0 | 0 | 0 | 0 | 0 | 2 |
| Vagrancy | 2 | 0 | 0 | 0 | 0 | 0 | 2 |
| All Other Offenses (Except Traffic) | 5 | 4 | 1 | 0 | 0 | 0 | 10 |
| Suspicion | 0 | 0 | 0 | 0 | 0 | 0 | 0 |
| Total Miscellaneous Violations: | 11 | 4 | 1 | 0 | 0 | 0 | 16 |

| Human Trafficking: | White | Black | American Indian or Alaskan Native | Asian | Native Hawaiian or Other Pacific Islander | Hispanic or Latino | Not Hispanic or Latino |
|--|--------------|--------------|--|--------------|--|-------------------------------|---------------------------------------|
| Human Trafficking/ Commercial Sex Acts | 0 | 0 | 0 | 0 | 0 | 0 | 0 |
| Human Trafficking/ Involuntary Servitude | 0 | 0 | 0 | 0 | 0 | 0 | 0 |
| Total Human Trafficking Violations: | 0 | 0 | 0 | 0 | 0 | 0 | 0 |

2016 Sparks PD Arrests - Adults
By Race and Ethnicity

| Index Crimes: | White | Black | American Indian or Alaskan Native | Asian | Native Hawaiian or Other Pacific Islander | Hispanic or Latino | Not Hispanic or Latino |
|--|--------------|--------------|--|--------------|--|-------------------------------|---------------------------------------|
| Murder and Nonnegligent Manslaughter | 2 | 0 | 0 | 0 | 0 | 0 | 2 |
| Manslaughter by Negligence | 0 | 0 | 0 | 0 | 0 | 0 | 0 |
| Rape | 7 | 0 | 0 | 0 | 0 | 3 | 4 |
| Robbery | 24 | 7 | 2 | 0 | 0 | 7 | 26 |
| Aggravated Assault (Return A - 4a-d) | 342 | 32 | 3 | 13 | 0 | 96 | 294 |
| Burglary - Breaking or Entering | 149 | 17 | 4 | 4 | 0 | 25 | 149 |
| Larceny - Theft (Except Motor Vehicle Theft) | 173 | 17 | 4 | 9 | 0 | 32 | 171 |
| Motor Vehicle Theft | 49 | 3 | 1 | 0 | 0 | 10 | 43 |
| Arson | 6 | 1 | 0 | 0 | 0 | 0 | 7 |
| Total Index Crimes Violations: | 752 | 77 | 14 | 26 | 0 | 173 | 696 |

| Other Offenses: | White | Black | American Indian or Alaskan Native | Asian | Native Hawaiian or Other Pacific Islander | Hispanic or Latino | Not Hispanic or Latino |
|--|--------------|--------------|--|--------------|--|-------------------------------|---------------------------------------|
| Other Assaults (Return A - 4e) | 100 | 14 | 3 | 3 | 0 | 30 | 90 |
| Forgery and Counterfeiting | 16 | 2 | 0 | 1 | 0 | 5 | 14 |
| Fraud | 46 | 6 | 0 | 3 | 0 | 7 | 48 |
| Embezzlement | 16 | 1 | 0 | 1 | 0 | 4 | 14 |
| Stolen Property; Buying, Receiving, Possessing | 40 | 4 | 0 | 1 | 0 | 7 | 38 |
| Vandalism | 36 | 7 | 0 | 2 | 0 | 13 | 32 |
| Weapons; Carrying, Possessing, etc. | 26 | 0 | 0 | 2 | 0 | 9 | 19 |
| Total Other Offense Violations: | 280 | 34 | 3 | 13 | 0 | 75 | 255 |

| Prostitution and Commercialized Vice: | White | Black | American Indian or Alaskan Native | Asian | Native Hawaiian or Other Pacific Islander | Hispanic or Latino | Not Hispanic or Latino |
|---|--------------|--------------|--|--------------|--|-------------------------------|---------------------------------------|
| Prostitution | 0 | 1 | 0 | 0 | 0 | 0 | 1 |
| Assisting or Promoting Prostitution | 0 | 0 | 0 | 0 | 0 | 0 | 0 |
| Purchasing Prostitution | 0 | 0 | 0 | 0 | 0 | 0 | 0 |
| Sex Offenses (Except Forcible Rape and Prostitution) | 4 | 0 | 0 | 1 | 0 | 1 | 4 |
| Total Prostitution & Commercialized Vice Violations: | 4 | 1 | 0 | 1 | 0 | 1 | 5 |

2016 Sparks PD Arrests - Adults
By Race and Ethnicity

| Drug Abuse Violations: | White | Black | American Indian or Alaskan Native | Asian | Native Hawaiian or Other Pacific Islander | Hispanic or Latino | Not Hispanic or Latino |
|---|-----------|-----------|--|----------|---|-----------------------|------------------------------|
| Sale/Manufacturing: | | | | | | | |
| Opium or Cocaine and Their Derivatives (Morphine, Heroin, Codeine) | 10 | 0 | 0 | 0 | 0 | 3 | 7 |
| Marijuana | 8 | 1 | 0 | 0 | 0 | 2 | 7 |
| Synthetic Narcotics - Manufactured Narcotics Which Can Cause TrueDrug Addiction Demerol, Methadones) | 1 | 0 | 0 | 0 | 0 | 0 | 1 |
| Other - Dangerous Nonnarcotic Drugs (Barbiturates, Benzedrine) | 0 | 0 | 0 | 0 | 0 | 0 | 0 |
| Possession: | | | | | | | |
| Opium or Cocaine and Their Derivatives (Morphine, Heroin, Codeine) | 0 | 0 | 0 | 0 | 0 | 0 | 0 |
| Marijuana | 40 | 9 | 0 | 1 | 0 | 11 | 39 |
| Synthetic Narcotics - Manufactured Narcotics Which Can Cause TrueDrug Addiction (Demerol, Methadones) | 2 | 0 | 0 | 0 | 0 | 1 | 1 |
| Other - Dangerous Nonnarcotic Drugs (Barbiturates, Benzedrine) | 1 | 0 | 0 | 0 | 0 | 1 | 0 |
| Total Drug Abuse Violations: | 62 | 10 | 0 | 1 | 0 | 18 | 55 |

| Gambling: | White | Black | American Indian or Alaskan Native | Asian | Native Hawaiian or Other Pacific Islander | Hispanic or Latino | Not Hispanic or Latino |
|-----------------------------------|----------|----------|--|----------|---|-----------------------|------------------------------|
| Bookmaking (Horse and Sport Book) | 0 | 0 | 0 | 0 | 0 | 0 | 0 |
| Numbers and Lottery | 0 | 0 | 0 | 0 | 0 | 0 | 0 |
| All Other Gambling | 0 | 0 | 0 | 0 | 0 | 0 | 0 |
| Total Gambling Violations: | 0 | 0 | 0 | 0 | 0 | 0 | 0 |

| Miscellaneous: | White | Black | American Indian or Alaskan Native | Asian | Native Hawaiian or Other Pacific Islander | Hispanic or Latino | Not Hispanic or Latino |
|--|--------------|------------|--|-----------|---|-----------------------|------------------------------|
| Offenses Against the Family and Children | 67 | 4 | 2 | 2 | 0 | 23 | 52 |
| Driving Under the Influence | 216 | 7 | 4 | 1 | 0 | 71 | 157 |
| Liquor Laws | 64 | 5 | 3 | 0 | 0 | 11 | 61 |
| Drunkenness | 0 | 0 | 0 | 0 | 0 | 0 | 0 |
| Disorderly Conduct | 51 | 8 | 2 | 1 | 0 | 8 | 54 |
| Vagrancy | 1 | 0 | 0 | 0 | 0 | 0 | 1 |
| All Other Offenses (Except Traffic) | 1,219 | 139 | 23 | 19 | 0 | 288 | 1,112 |
| Suspicion | 0 | 0 | 0 | 0 | 0 | 0 | 0 |
| Total Miscellaneous Violations: | 1,618 | 163 | 34 | 23 | 0 | 401 | 1,437 |

| Human Trafficking: | White | Black | American Indian or Alaskan Native | Asian | Native Hawaiian or Other Pacific Islander | Hispanic or Latino | Not Hispanic or Latino |
|--|----------|----------|--|----------|---|-----------------------|------------------------------|
| Human Trafficking/ Commercial Sex Acts | 0 | 0 | 0 | 0 | 0 | 0 | 0 |
| Human Trafficking/ Involuntary Servitude | 0 | 0 | 0 | 0 | 0 | 0 | 0 |
| Total Human Trafficking Violations: | 0 | 0 | 0 | 0 | 0 | 0 | 0 |

2016 UNR PD Arrests - Adults
By Race and Ethnicity

| Index Crimes: | White | Black | American Indian or Alaskan Native | Asian | Native Hawaiian or Other Pacific Islander | Hispanic or Latino | Not Hispanic or Latino |
|--|--------------|--------------|--|--------------|--|-------------------------------|---------------------------------------|
| Murder and Nonnegligent Manslaughter | 0 | 0 | 0 | 0 | 0 | 0 | 0 |
| Manslaughter by Negligence | 0 | 0 | 0 | 0 | 0 | 0 | 0 |
| Rape | 0 | 0 | 0 | 0 | 0 | 0 | 0 |
| Robbery | 0 | 0 | 0 | 0 | 0 | 0 | 0 |
| Aggravated Assault (Return A - 4a-d) | 0 | 0 | 0 | 0 | 0 | 0 | 0 |
| Burglary - Breaking or Entering | 2 | 0 | 0 | 0 | 0 | 0 | 2 |
| Larceny - Theft (Except Motor Vehicle Theft) | 1 | 0 | 0 | 0 | 0 | 0 | 1 |
| Motor Vehicle Theft | 1 | 0 | 0 | 0 | 0 | 0 | 1 |
| Arson | 0 | 0 | 0 | 0 | 0 | 0 | 0 |
| Total Index Crimes Violations: | 4 | 0 | 0 | 0 | 0 | 0 | 4 |

| Other Offenses: | White | Black | American Indian or Alaskan Native | Asian | Native Hawaiian or Other Pacific Islander | Hispanic or Latino | Not Hispanic or Latino |
|--|--------------|--------------|--|--------------|--|-------------------------------|---------------------------------------|
| Other Assaults (Return A - 4e) | 6 | 0 | 0 | 0 | 0 | 2 | 4 |
| Forgery and Counterfeiting | 0 | 0 | 0 | 0 | 0 | 0 | 0 |
| Fraud | 1 | 0 | 0 | 0 | 0 | 0 | 1 |
| Embezzlement | 0 | 0 | 0 | 0 | 0 | 0 | 0 |
| Stolen Property; Buying, Receiving, Possessing | 4 | 0 | 0 | 1 | 0 | 1 | 4 |
| Vandalism | 4 | 0 | 0 | 0 | 0 | 0 | 4 |
| Weapons; Carrying, Possessing, etc. | 1 | 0 | 0 | 1 | 0 | 0 | 0 |
| Total Other Offense Violations: | 16 | 0 | 0 | 2 | 0 | 3 | 13 |

| Prostitution and Commercialized Vice: | White | Black | American Indian or Alaskan Native | Asian | Native Hawaiian or Other Pacific Islander | Hispanic or Latino | Not Hispanic or Latino |
|---|--------------|--------------|--|--------------|--|-------------------------------|---------------------------------------|
| Prostitution | 0 | 0 | 0 | 0 | 0 | 0 | 0 |
| Assisting or Promoting Prostitution | 0 | 0 | 0 | 0 | 0 | 0 | 0 |
| Purchasing Prostitution | 0 | 0 | 0 | 0 | 0 | 0 | 0 |
| Sex Offenses (Except Forcible Rape and Prostitution) | 2 | 0 | 0 | 0 | 0 | 0 | 2 |
| Total Prostitution & Commercialized Vice Violations: | 2 | 0 | 0 | 0 | 0 | 0 | 2 |

2016 UNR PD Arrests - Adults
By Race and Ethnicity

| Drug Abuse Violations: | White | Black | American Indian or Alaskan Native | Asian | Native Hawaiian or Other Pacific Islander | Hispanic or Latino | Not Hispanic or Latino |
|---|--------------|--------------|--|--------------|--|-------------------------------|---------------------------------------|
| Sale/Manufacturing: | | | | | | | |
| Opium or Cocaine and Their Derivatives (Morphine, Heroin, Codeine) | 0 | 0 | 0 | 0 | 0 | 0 | 0 |
| Marijuana | 0 | 0 | 0 | 0 | 0 | 0 | 0 |
| Synthetic Narcotics - Manufactured Narcotics Which Can Cause TrueDrug Addiction Demerol, Methadones) | 0 | 0 | 0 | 0 | 0 | 0 | 0 |
| Other - Dangerous Nonnarcotic Drugs (Barbiturates, Benzedrine) | 0 | 0 | 0 | 0 | 0 | 0 | 0 |
| Possession: | | | | | | | |
| Opium or Cocaine and Their Derivatives (Morphine, Heroin, Codeine) | 3 | 0 | 0 | 0 | 0 | 1 | 2 |
| Marijuana | 34 | 5 | 0 | 2 | 0 | 6 | 32 |
| Synthetic Narcotics - Manufactured Narcotics Which Can Cause TrueDrug Addiction (Demerol, Methadones) | 20 | 1 | 1 | 0 | 0 | 4 | 18 |
| Other - Dangerous Nonnarcotic Drugs (Barbiturates, Benzedrine) | 0 | 0 | 0 | 0 | 0 | 0 | 0 |
| Total Drug Abuse Violations: | 57 | 6 | 1 | 2 | 0 | 11 | 52 |

| Gambling: | White | Black | American Indian or Alaskan Native | Asian | Native Hawaiian or Other Pacific Islander | Hispanic or Latino | Not Hispanic or Latino |
|-----------------------------------|--------------|--------------|--|--------------|--|-------------------------------|---------------------------------------|
| Bookmaking (Horse and Sport Book) | 0 | 0 | 0 | 0 | 0 | 0 | 0 |
| Numbers and Lottery | 0 | 0 | 0 | 0 | 0 | 0 | 0 |
| All Other Gambling | 0 | 0 | 0 | 0 | 0 | 0 | 0 |
| Total Gambling Violations: | 0 | 0 | 0 | 0 | 0 | 0 | 0 |

| Miscellaneous: | White | Black | American Indian or Alaskan Native | Asian | Native Hawaiian or Other Pacific Islander | Hispanic or Latino | Not Hispanic or Latino |
|--|--------------|--------------|--|--------------|--|-------------------------------|---------------------------------------|
| Offenses Against the Family and Children | 0 | 0 | 0 | 0 | 0 | 0 | 0 |
| Driving Under the Influence | 11 | 2 | 0 | 1 | 0 | 2 | 12 |
| Liquor Laws | 138 | 1 | 2 | 3 | 0 | 7 | 130 |
| Drunkenness | 0 | 0 | 0 | 0 | 0 | 0 | 0 |
| Disorderly Conduct | 0 | 0 | 0 | 0 | 0 | 0 | 0 |
| Vagrancy | 0 | 0 | 0 | 0 | 0 | 0 | 0 |
| All Other Offenses (Except Traffic) | 17 | 5 | 0 | 1 | 0 | 3 | 20 |
| Suspicion | 0 | 0 | 0 | 0 | 0 | 0 | 0 |
| Total Miscellaneous Violations: | 166 | 8 | 2 | 5 | 0 | 12 | 162 |

| Human Trafficking: | White | Black | American Indian or Alaskan Native | Asian | Native Hawaiian or Other Pacific Islander | Hispanic or Latino | Not Hispanic or Latino |
|--|--------------|--------------|--|--------------|--|-------------------------------|---------------------------------------|
| Human Trafficking/ Commercial Sex Acts | 0 | 0 | 0 | 0 | 0 | 0 | 0 |
| Human Trafficking/ Involuntary Servitude | 0 | 0 | 0 | 0 | 0 | 0 | 0 |
| Total Human Trafficking Violations: | 0 | 0 | 0 | 0 | 0 | 0 | 0 |

2016 Washoe County School District PD Arrests - Adults
By Race and Ethnicity

| Index Crimes: | White | Black | American Indian or Alaskan Native | Asian | Native Hawaiian or Other Pacific Islander | Hispanic or Latino | Not Hispanic or Latino |
|--|--------------|--------------|--|--------------|--|-------------------------------|---------------------------------------|
| Murder and Nonnegligent Manslaughter | 0 | 0 | 0 | 0 | 0 | 0 | 0 |
| Manslaughter by Negligence | 0 | 0 | 0 | 0 | 0 | 0 | 0 |
| Rape | 0 | 0 | 0 | 0 | 0 | 0 | 0 |
| Robbery | 0 | 0 | 0 | 0 | 0 | 0 | 0 |
| Aggravated Assault (Return A - 4a-d) | 1 | 0 | 0 | 0 | 0 | 0 | 1 |
| Burglary - Breaking or Entering | 0 | 0 | 0 | 0 | 0 | 0 | 0 |
| Larceny - Theft (Except Motor Vehicle Theft) | 0 | 0 | 0 | 0 | 0 | 0 | 0 |
| Motor Vehicle Theft | 0 | 0 | 0 | 0 | 0 | 0 | 0 |
| Arson | 0 | 0 | 0 | 0 | 0 | 0 | 0 |
| Total Index Crimes Violations: | 1 | 0 | 0 | 0 | 0 | 0 | 1 |

| Other Offenses: | White | Black | American Indian or Alaskan Native | Asian | Native Hawaiian or Other Pacific Islander | Hispanic or Latino | Not Hispanic or Latino |
|--|--------------|--------------|--|--------------|--|-------------------------------|---------------------------------------|
| Other Assaults (Return A - 4e) | 9 | 0 | 0 | 0 | 1 | 1 | 9 |
| Forgery and Counterfeiting | 0 | 0 | 0 | 0 | 0 | 0 | 0 |
| Fraud | 0 | 0 | 0 | 0 | 0 | 0 | 0 |
| Embezzlement | 0 | 0 | 0 | 0 | 0 | 0 | 0 |
| Stolen Property; Buying, Receiving, Possessing | 1 | 0 | 0 | 0 | 0 | 0 | 1 |
| Vandalism | 1 | 0 | 0 | 0 | 0 | 0 | 1 |
| Weapons; Carrying, Possessing, etc. | 3 | 0 | 0 | 0 | 0 | 2 | 1 |
| Total Other Offense Violations: | 14 | 0 | 0 | 0 | 1 | 3 | 12 |

| Prostitution and Commercialized Vice: | White | Black | American Indian or Alaskan Native | Asian | Native Hawaiian or Other Pacific Islander | Hispanic or Latino | Not Hispanic or Latino |
|---|--------------|--------------|--|--------------|--|-------------------------------|---------------------------------------|
| Prostitution | 0 | 0 | 0 | 0 | 0 | 0 | 0 |
| Assisting or Promoting Prostitution | 0 | 0 | 0 | 0 | 0 | 0 | 0 |
| Purchasing Prostitution | 0 | 0 | 0 | 0 | 0 | 0 | 0 |
| Sex Offenses (Except Forcible Rape and Prostitution) | 0 | 0 | 0 | 0 | 0 | 0 | 0 |
| Total Prostitution & Commercialized Vice Violations: | 0 | 0 | 0 | 0 | 0 | 0 | 0 |

2016 Washoe County School District PD Arrests - Adults
By Race and Ethnicity

| Drug Abuse Violations: | White | Black | American Indian or Alaskan Native | Asian | Native Hawaiian or Other Pacific Islander | Hispanic or Latino | Not Hispanic or Latino |
|---|--------------|--------------|--|--------------|--|-------------------------------|---------------------------------------|
| Sale/Manufacturing: | | | | | | | |
| Opium or Cocaine and Their Derivatives (Morphine, Heroin, Codeine) | 0 | 0 | 0 | 0 | 0 | 0 | 0 |
| Marijuana | 0 | 0 | 0 | 0 | 0 | 0 | 0 |
| Synthetic Narcotics - Manufactured Narcotics Which Can Cause TrueDrug Addiction Demerol, Methadones) | 0 | 0 | 0 | 0 | 0 | 0 | 0 |
| Other - Dangerous Nonnarcotic Drugs (Barbiturates, Benzedrine) | 0 | 0 | 0 | 0 | 0 | 0 | 0 |
| Possession: | | | | | | | |
| Opium or Cocaine and Their Derivatives (Morphine, Heroin, Codeine) | 2 | 0 | 0 | 0 | 0 | 2 | 0 |
| Marijuana | 11 | 0 | 0 | 0 | 0 | 3 | 8 |
| Synthetic Narcotics - Manufactured Narcotics Which Can Cause TrueDrug Addiction (Demerol, Methadones) | 1 | 0 | 0 | 0 | 0 | 0 | 1 |
| Other - Dangerous Nonnarcotic Drugs (Barbiturates, Benzedrine) | 2 | 0 | 0 | 0 | 0 | 1 | 1 |
| Total Drug Abuse Violations: | 16 | 0 | 0 | 0 | 0 | 6 | 10 |

| Gambling: | White | Black | American Indian or Alaskan Native | Asian | Native Hawaiian or Other Pacific Islander | Hispanic or Latino | Not Hispanic or Latino |
|-----------------------------------|--------------|--------------|--|--------------|--|-------------------------------|---------------------------------------|
| Bookmaking (Horse and Sport Book) | 0 | 0 | 0 | 0 | 0 | 0 | 0 |
| Numbers and Lottery | 0 | 0 | 0 | 0 | 0 | 0 | 0 |
| All Other Gambling | 0 | 0 | 0 | 0 | 0 | 0 | 0 |
| Total Gambling Violations: | 0 | 0 | 0 | 0 | 0 | 0 | 0 |

| Miscellaneous: | White | Black | American Indian or Alaskan Native | Asian | Native Hawaiian or Other Pacific Islander | Hispanic or Latino | Not Hispanic or Latino |
|--|--------------|--------------|--|--------------|--|-------------------------------|---------------------------------------|
| Offenses Against the Family and Children | 0 | 0 | 0 | 0 | 0 | 0 | 0 |
| Driving Under the Influence | 6 | 0 | 0 | 0 | 0 | 1 | 5 |
| Liquor Laws | 3 | 0 | 0 | 0 | 0 | 1 | 2 |
| Drunkenness | 0 | 0 | 0 | 0 | 0 | 0 | 0 |
| Disorderly Conduct | 1 | 0 | 0 | 0 | 0 | 0 | 1 |
| Vagrancy | 0 | 0 | 0 | 0 | 0 | 0 | 0 |
| All Other Offenses (Except Traffic) | 6 | 1 | 1 | 1 | 0 | 3 | 6 |
| Suspicion | 0 | 0 | 0 | 0 | 0 | 0 | 0 |
| Total Miscellaneous Violations: | 16 | 1 | 1 | 1 | 0 | 5 | 14 |

| Human Trafficking: | White | Black | American Indian or Alaskan Native | Asian | Native Hawaiian or Other Pacific Islander | Hispanic or Latino | Not Hispanic or Latino |
|--|--------------|--------------|--|--------------|--|-------------------------------|---------------------------------------|
| Human Trafficking/ Commercial Sex Acts | 0 | 0 | 0 | 0 | 0 | 0 | 0 |
| Human Trafficking/ Involuntary Servitude | 0 | 0 | 0 | 0 | 0 | 0 | 0 |
| Total Human Trafficking Violations: | 0 | 0 | 0 | 0 | 0 | 0 | 0 |

2016 Washoe County SO Arrests - Adults
By Race and Ethnicity

| Index Crimes: | White | Black | American Indian or Alaskan Native | Asian | Native Hawaiian or Other Pacific Islander | Hispanic or Latino | Not Hispanic or Latino |
|--|--------------|--------------|--|--------------|--|-------------------------------|---------------------------------------|
| Murder and Nonnegligent Manslaughter | 3 | 0 | 0 | 0 | 0 | 0 | 3 |
| Manslaughter by Negligence | 0 | 0 | 0 | 0 | 0 | 0 | 0 |
| Rape | 5 | 0 | 0 | 0 | 0 | 0 | 5 |
| Robbery | 11 | 0 | 1 | 0 | 0 | 0 | 12 |
| Aggravated Assault (Return A - 4a-d) | 331 | 36 | 11 | 3 | 0 | 17 | 364 |
| Burglary - Breaking or Entering | 86 | 3 | 1 | 1 | 0 | 3 | 88 |
| Larceny - Theft (Except Motor Vehicle Theft) | 48 | 0 | 3 | 0 | 0 | 1 | 50 |
| Motor Vehicle Theft | 44 | 3 | 0 | 1 | 0 | 2 | 46 |
| Arson | 3 | 0 | 0 | 0 | 0 | 1 | 2 |
| Total Index Crimes Violations: | 531 | 42 | 16 | 5 | 0 | 24 | 570 |

| Other Offenses: | White | Black | American Indian or Alaskan Native | Asian | Native Hawaiian or Other Pacific Islander | Hispanic or Latino | Not Hispanic or Latino |
|--|--------------|--------------|--|--------------|--|-------------------------------|---------------------------------------|
| Other Assaults (Return A - 4e) | 61 | 2 | 0 | 1 | 0 | 7 | 57 |
| Forgery and Counterfeiting | 6 | 0 | 0 | 0 | 0 | 0 | 6 |
| Fraud | 48 | 5 | 3 | 3 | 0 | 5 | 54 |
| Embezzlement | 1 | 1 | 0 | 0 | 0 | 0 | 2 |
| Stolen Property; Buying, Receiving, Possessing | 28 | 2 | 0 | 0 | 0 | 1 | 29 |
| Vandalism | 23 | 5 | 1 | 1 | 0 | 0 | 30 |
| Weapons; Carrying, Possessing, etc. | 35 | 5 | 1 | 2 | 0 | 2 | 41 |
| Total Other Offense Violations: | 202 | 20 | 5 | 7 | 0 | 15 | 219 |

| Prostitution and Commercialized Vice: | White | Black | American Indian or Alaskan Native | Asian | Native Hawaiian or Other Pacific Islander | Hispanic or Latino | Not Hispanic or Latino |
|---|--------------|--------------|--|--------------|--|-------------------------------|---------------------------------------|
| Prostitution | 0 | 0 | 0 | 0 | 0 | 0 | 0 |
| Assisting or Promoting Prostitution | 0 | 0 | 0 | 0 | 0 | 0 | 0 |
| Purchasing Prostitution | 0 | 0 | 0 | 0 | 0 | 0 | 0 |
| Sex Offenses (Except Forcible Rape and Prostitution) | 9 | 2 | 0 | 0 | 0 | 0 | 11 |
| Total Prostitution & Commercialized Vice Violations: | 9 | 2 | 0 | 0 | 0 | 0 | 11 |

2016 Washoe County SO Arrests - Adults
By Race and Ethnicity

| Drug Abuse Violations: | White | Black | American Indian or Alaskan Native | Asian | Native Hawaiian or Other Pacific Islander | Hispanic or Latino | Not Hispanic or Latino |
|---|--------------|--------------|--|--------------|--|-------------------------------|---------------------------------------|
| Sale/Manufacturing: | | | | | | | |
| Opium or Cocaine and Their Derivatives (Morphine, Heroin, Codeine) | 12 | 3 | 0 | 1 | 0 | 0 | 16 |
| Marijuana | 19 | 0 | 0 | 0 | 0 | 1 | 18 |
| Synthetic Narcotics - Manufactured Narcotics Which Can Cause TrueDrug Addiction Demerol, Methadones) | 0 | 0 | 0 | 0 | 0 | 0 | 0 |
| Other - Dangerous Nonnarcotic Drugs (Barbiturates, Benzedrine) | 0 | 0 | 0 | 0 | 0 | 0 | 0 |
| Possession: | | | | | | | |
| Opium or Cocaine and Their Derivatives (Morphine, Heroin, Codeine) | 0 | 0 | 0 | 0 | 0 | 0 | 0 |
| Marijuana | 81 | 8 | 2 | 1 | 0 | 6 | 86 |
| Synthetic Narcotics - Manufactured Narcotics Which Can Cause TrueDrug Addiction (Demerol, Methadones) | 1 | 0 | 0 | 0 | 0 | 1 | 0 |
| Other - Dangerous Nonnarcotic Drugs (Barbiturates, Benzedrine) | 0 | 1 | 0 | 0 | 0 | 0 | 1 |
| Total Drug Abuse Violations: | 113 | 12 | 2 | 2 | 0 | 8 | 121 |

| Gambling: | White | Black | American Indian or Alaskan Native | Asian | Native Hawaiian or Other Pacific Islander | Hispanic or Latino | Not Hispanic or Latino |
|-----------------------------------|--------------|--------------|--|--------------|--|-------------------------------|---------------------------------------|
| Bookmaking (Horse and Sport Book) | 0 | 0 | 0 | 0 | 0 | 0 | 0 |
| Numbers and Lottery | 0 | 0 | 0 | 0 | 0 | 0 | 0 |
| All Other Gambling | 0 | 0 | 0 | 0 | 0 | 0 | 0 |
| Total Gambling Violations: | 0 | 0 | 0 | 0 | 0 | 0 | 0 |

| Miscellaneous: | White | Black | American Indian or Alaskan Native | Asian | Native Hawaiian or Other Pacific Islander | Hispanic or Latino | Not Hispanic or Latino |
|--|--------------|--------------|--|--------------|--|-------------------------------|---------------------------------------|
| Offenses Against the Family and Children | 62 | 1 | 1 | 0 | 0 | 1 | 63 |
| Driving Under the Influence | 419 | 17 | 8 | 3 | 0 | 40 | 407 |
| Liquor Laws | 47 | 0 | 0 | 0 | 0 | 8 | 39 |
| Drunkenness | 0 | 0 | 0 | 0 | 0 | 0 | 0 |
| Disorderly Conduct | 14 | 1 | 0 | 0 | 0 | 0 | 15 |
| Vagrancy | 1 | 0 | 0 | 0 | 0 | 0 | 1 |
| All Other Offenses (Except Traffic) | 2,172 | 180 | 38 | 29 | 0 | 108 | 2,311 |
| Suspicion | 0 | 0 | 0 | 0 | 0 | 0 | 0 |
| Total Miscellaneous Violations: | 2,715 | 199 | 47 | 32 | 0 | 157 | 2,836 |

| Human Trafficking: | White | Black | American Indian or Alaskan Native | Asian | Native Hawaiian or Other Pacific Islander | Hispanic or Latino | Not Hispanic or Latino |
|--|--------------|--------------|--|--------------|--|-------------------------------|---------------------------------------|
| Human Trafficking/ Commercial Sex Acts | 0 | 0 | 0 | 0 | 0 | 0 | 0 |
| Human Trafficking/ Involuntary Servitude | 0 | 0 | 0 | 0 | 0 | 0 | 0 |
| Total Human Trafficking Violations: | 0 | 0 | 0 | 0 | 0 | 0 | 0 |

2016 White Pine County Arrests - Adults
By Race and Ethnicity

| Index Crimes: | White | Black | American Indian or Alaskan Native | Asian | Native Hawaiian or Other Pacific Islander | Hispanic or Latino | Not Hispanic or Latino |
|--|--------------|--------------|--|--------------|--|-------------------------------|---------------------------------------|
| Murder and Nonnegligent Manslaughter | 0 | 0 | 0 | 0 | 0 | 0 | 0 |
| Manslaughter by Negligence | 0 | 0 | 0 | 0 | 0 | 0 | 0 |
| Rape | 1 | 0 | 0 | 0 | 0 | 1 | 0 |
| Robbery | 0 | 0 | 0 | 0 | 0 | 0 | 0 |
| Aggravated Assault (Return A - 4a-d) | 2 | 0 | 1 | 0 | 0 | 1 | 2 |
| Burglary - Breaking or Entering | 4 | 0 | 0 | 0 | 0 | 0 | 4 |
| Larceny - Theft (Except Motor Vehicle Theft) | 6 | 0 | 0 | 0 | 0 | 0 | 6 |
| Motor Vehicle Theft | 3 | 2 | 0 | 0 | 0 | 0 | 5 |
| Arson | 0 | 0 | 0 | 0 | 0 | 0 | 0 |
| Total Index Crimes Violations: | 16 | 2 | 1 | 0 | 0 | 2 | 17 |

| Other Offenses: | White | Black | American Indian or Alaskan Native | Asian | Native Hawaiian or Other Pacific Islander | Hispanic or Latino | Not Hispanic or Latino |
|--|--------------|--------------|--|--------------|--|-------------------------------|---------------------------------------|
| Other Assaults (Return A - 4e) | 17 | 0 | 3 | 0 | 0 | 1 | 19 |
| Forgery and Counterfeiting | 0 | 0 | 0 | 0 | 0 | 0 | 0 |
| Fraud | 2 | 0 | 0 | 0 | 0 | 1 | 1 |
| Embezzlement | 1 | 0 | 0 | 0 | 0 | 0 | 1 |
| Stolen Property; Buying, Receiving, Possessing | 2 | 0 | 0 | 0 | 0 | 0 | 2 |
| Vandalism | 0 | 0 | 1 | 0 | 0 | 0 | 1 |
| Weapons; Carrying, Possessing, etc. | 1 | 0 | 0 | 0 | 0 | 0 | 1 |
| Total Other Offense Violations: | 23 | 0 | 4 | 0 | 0 | 2 | 25 |

| Prostitution and Commercialized Vice: | White | Black | American Indian or Alaskan Native | Asian | Native Hawaiian or Other Pacific Islander | Hispanic or Latino | Not Hispanic or Latino |
|---|--------------|--------------|--|--------------|--|-------------------------------|---------------------------------------|
| Prostitution | 0 | 0 | 0 | 0 | 0 | 0 | 0 |
| Assisting or Promoting Prostitution | 0 | 0 | 0 | 0 | 0 | 0 | 0 |
| Purchasing Prostitution | 0 | 0 | 0 | 0 | 0 | 0 | 0 |
| Sex Offenses (Except Forcible Rape and Prostitution) | 0 | 0 | 0 | 0 | 0 | 0 | 0 |
| Total Prostitution & Commercialized Vice Violations: | 0 | 0 | 0 | 0 | 0 | 0 | 0 |

2016 White Pine County Arrests - Adults
By Race and Ethnicity

| Drug Abuse Violations: | White | Black | American Indian or Alaskan Native | Asian | Native Hawaiian or Other Pacific Islander | Hispanic or Latino | Not Hispanic or Latino |
|---|--------------|--------------|--|--------------|--|-------------------------------|---------------------------------------|
| Sale/Manufacturing: | | | | | | | |
| Opium or Cocaine and Their Derivatives (Morphine, Heroin, Codeine) | 0 | 0 | 0 | 1 | 0 | 0 | 1 |
| Marijuana | 1 | 0 | 0 | 0 | 0 | 0 | 1 |
| Synthetic Narcotics - Manufactured Narcotics Which Can Cause TrueDrug Addiction Demerol, Methadones) | 2 | 0 | 0 | 0 | 0 | 0 | 2 |
| Other - Dangerous Nonnarcotic Drugs (Barbiturates, Benzedrine) | 1 | 0 | 0 | 0 | 0 | 0 | 1 |
| Possession: | | | | | | | |
| Opium or Cocaine and Their Derivatives (Morphine, Heroin, Codeine) | 0 | 0 | 0 | 0 | 0 | 0 | 0 |
| Marijuana | 2 | 0 | 0 | 0 | 0 | 0 | 2 |
| Synthetic Narcotics - Manufactured Narcotics Which Can Cause TrueDrug Addiction (Demerol, Methadones) | 32 | 2 | 0 | 0 | 0 | 5 | 29 |
| Other - Dangerous Nonnarcotic Drugs (Barbiturates, Benzedrine) | 0 | 1 | 0 | 0 | 0 | 0 | 1 |
| Total Drug Abuse Violations: | 38 | 3 | 0 | 1 | 0 | 5 | 37 |

| Gambling: | White | Black | American Indian or Alaskan Native | Asian | Native Hawaiian or Other Pacific Islander | Hispanic or Latino | Not Hispanic or Latino |
|-----------------------------------|--------------|--------------|--|--------------|--|-------------------------------|---------------------------------------|
| Bookmaking (Horse and Sport Book) | 0 | 0 | 0 | 0 | 0 | 0 | 0 |
| Numbers and Lottery | 0 | 0 | 0 | 0 | 0 | 0 | 0 |
| All Other Gambling | 0 | 0 | 0 | 0 | 0 | 0 | 0 |
| Total Gambling Violations: | 0 | 0 | 0 | 0 | 0 | 0 | 0 |

| Miscellaneous: | White | Black | American Indian or Alaskan Native | Asian | Native Hawaiian or Other Pacific Islander | Hispanic or Latino | Not Hispanic or Latino |
|--|--------------|--------------|--|--------------|--|-------------------------------|---------------------------------------|
| Offenses Against the Family and Children | 6 | 0 | 4 | 0 | 0 | 0 | 10 |
| Driving Under the Influence | 6 | 1 | 0 | 0 | 0 | 0 | 7 |
| Liquor Laws | 0 | 0 | 0 | 0 | 0 | 0 | 0 |
| Drunkenness | 10 | 0 | 3 | 0 | 1 | 3 | 11 |
| Disorderly Conduct | 3 | 0 | 2 | 0 | 0 | 0 | 5 |
| Vagrancy | 0 | 0 | 0 | 0 | 0 | 0 | 0 |
| All Other Offenses (Except Traffic) | 189 | 4 | 6 | 0 | 1 | 13 | 187 |
| Suspicion | 0 | 0 | 0 | 0 | 0 | 0 | 0 |
| Total Miscellaneous Violations: | 214 | 5 | 15 | 0 | 2 | 16 | 220 |

| Human Trafficking: | White | Black | American Indian or Alaskan Native | Asian | Native Hawaiian or Other Pacific Islander | Hispanic or Latino | Not Hispanic or Latino |
|--|--------------|--------------|--|--------------|--|-------------------------------|---------------------------------------|
| Human Trafficking/ Commercial Sex Acts | 0 | 0 | 0 | 0 | 0 | 0 | 0 |
| Human Trafficking/ Involuntary Servitude | 0 | 0 | 0 | 0 | 0 | 0 | 0 |
| Total Human Trafficking Violations: | 0 | 0 | 0 | 0 | 0 | 0 | 0 |

2016 Statewide Agencies Total Arrests - Adults
By Race and Ethnicity

| Index Crimes: | White | Black | American Indian or Alaskan Native | Asian | Native Hawaiian or Other Pacific Islander | Hispanic or Latino | Not Hispanic or Latino |
|--|--------------|--------------|--|--------------|--|-------------------------------|---------------------------------------|
| Murder and Nonnegligent Manslaughter | 2 | 0 | 0 | 0 | 0 | 0 | 2 |
| Manslaughter by Negligence | 1 | 0 | 0 | 0 | 0 | 0 | 0 |
| Rape | 0 | 0 | 0 | 0 | 0 | 0 | 0 |
| Robbery | 4 | 0 | 0 | 0 | 0 | 2 | 2 |
| Aggravated Assault (Return A - 4a-d) | 2 | 1 | 0 | 1 | 0 | 0 | 2 |
| Burglary - Breaking or Entering | 8 | 0 | 0 | 0 | 0 | 0 | 8 |
| Larceny - Theft (Except Motor Vehicle Theft) | 3 | 0 | 1 | 0 | 0 | 0 | 1 |
| Motor Vehicle Theft | 11 | 1 | 0 | 1 | 0 | 2 | 9 |
| Arson | 0 | 0 | 0 | 0 | 0 | 0 | 0 |
| Total Index Crimes Violations: | 31 | 2 | 1 | 2 | 0 | 4 | 24 |

| Other Offenses: | White | Black | American Indian or Alaskan Native | Asian | Native Hawaiian or Other Pacific Islander | Hispanic or Latino | Not Hispanic or Latino |
|--|--------------|--------------|--|--------------|--|-------------------------------|---------------------------------------|
| Other Assaults (Return A - 4e) | 12 | 2 | 0 | 0 | 0 | 0 | 1 |
| Forgery and Counterfeiting | 9 | 1 | 0 | 0 | 0 | 2 | 7 |
| Fraud | 66 | 15 | 0 | 0 | 0 | 1 | 16 |
| Embezzlement | 2 | 1 | 0 | 0 | 0 | 0 | 1 |
| Stolen Property; Buying, Receiving, Possessing | 2 | 0 | 0 | 0 | 0 | 0 | 2 |
| Vandalism | 13 | 2 | 1 | 0 | 0 | 0 | 0 |
| Weapons; Carrying, Possessing, etc. | 83 | 21 | 1 | 0 | 0 | 3 | 11 |
| Total Other Offense Violations: | 187 | 42 | 2 | 0 | 0 | 6 | 38 |

| Prostitution and Commercialized Vice: | White | Black | American Indian or Alaskan Native | Asian | Native Hawaiian or Other Pacific Islander | Hispanic or Latino | Not Hispanic or Latino |
|---|--------------|--------------|--|--------------|--|-------------------------------|---------------------------------------|
| Prostitution | 8 | 5 | 0 | 0 | 0 | 1 | 4 |
| Assisting or Promoting Prostitution | 0 | 0 | 0 | 0 | 0 | 0 | 0 |
| Purchasing Prostitution | 1 | 0 | 0 | 0 | 0 | 0 | 1 |
| Sex Offenses (Except Forcible Rape and Prostitution) | 4 | 3 | 0 | 0 | 0 | 0 | 0 |
| Total Prostitution & Commercialized Vice Violations: | 13 | 8 | 0 | 0 | 0 | 1 | 5 |

2016 Statewide Agencies Total Arrests - Adults
By Race and Ethnicity

| Drug Abuse Violations: | White | Black | American Indian or Alaskan Native | Asian | Native Hawaiian or Other Pacific Islander | Hispanic or Latino | Not Hispanic or Latino |
|---|--------------|--------------|--|--------------|--|-------------------------------|---------------------------------------|
| Sale/Manufacturing: | | | | | | | |
| Opium or Cocaine and Their Derivatives (Morphine, Heroin, Codeine) | 0 | 1 | 0 | 0 | 0 | 1 | 0 |
| Marijuana | 8 | 1 | 0 | 2 | 0 | 1 | 4 |
| Synthetic Narcotics - Manufactured Narcotics Which Can Cause TrueDrug Addiction Demerol, Methadones) | 92 | 4 | 1 | 1 | 0 | 13 | 69 |
| Other - Dangerous Nonnarcotic Drugs (Barbiturates, Benezdrine) | 4 | 0 | 0 | 0 | 0 | 0 | 2 |
| Possession: | | | | | | | |
| Opium or Cocaine and Their Derivatives (Morphine, Heroin, Codeine) | 1 | 3 | 1 | 0 | 0 | 1 | 3 |
| Marijuana | 479 | 165 | 2 | 20 | 0 | 2 | 39 |
| Synthetic Narcotics - Manufactured Narcotics Which Can Cause TrueDrug Addiction (Demerol, Methadones) | 76 | 11 | 6 | 3 | 0 | 5 | 51 |
| Other - Dangerous Nonnarcotic Drugs (Barbiturates, Benezdrine) | 17 | 2 | 1 | 0 | 0 | 2 | 9 |
| Total Drug Abuse Violations: | 677 | 187 | 11 | 26 | 0 | 25 | 177 |

| Gambling: | White | Black | American Indian or Alaskan Native | Asian | Native Hawaiian or Other Pacific Islander | Hispanic or Latino | Not Hispanic or Latino |
|-----------------------------------|--------------|--------------|--|--------------|--|-------------------------------|---------------------------------------|
| Bookmaking (Horse and Sport Book) | 0 | 0 | 0 | 0 | 0 | 0 | 0 |
| Numbers and Lottery | 0 | 0 | 0 | 0 | 0 | 0 | 0 |
| All Other Gambling | 0 | 1 | 0 | 0 | 0 | 0 | 0 |
| Total Gambling Violations: | 0 | 1 | 0 | 0 | 0 | 0 | 0 |

| Miscellaneous: | White | Black | American Indian or Alaskan Native | Asian | Native Hawaiian or Other Pacific Islander | Hispanic or Latino | Not Hispanic or Latino |
|--|--------------|--------------|--|--------------|--|-------------------------------|---------------------------------------|
| Offenses Against the Family and Children | 50 | 3 | 2 | 0 | 0 | 0 | 4 |
| Driving Under the Influence | 2,336 | 313 | 34 | 103 | 0 | 0 | 2 |
| Liquor Laws | 23 | 9 | 1 | 0 | 0 | 0 | 0 |
| Drunkenness | 23 | 2 | 0 | 1 | 0 | 0 | 4 |
| Disorderly Conduct | 14 | 3 | 0 | 0 | 0 | 2 | 5 |
| Vagrancy | 1 | 0 | 0 | 0 | 0 | 0 | 1 |
| All Other Offenses (Except Traffic) | 1,673 | 643 | 18 | 57 | 0 | 10 | 106 |
| Suspicion | 0 | 0 | 0 | 0 | 0 | 0 | 0 |
| Total Miscellaneous Violations: | 4,120 | 973 | 55 | 161 | 0 | 12 | 122 |

| Human Trafficking: | White | Black | American Indian or Alaskan Native | Asian | Native Hawaiian or Other Pacific Islander | Hispanic or Latino | Not Hispanic or Latino |
|--|--------------|--------------|--|--------------|--|-------------------------------|---------------------------------------|
| Human Trafficking/ Commercial Sex Acts | 0 | 0 | 0 | 0 | 0 | 0 | 0 |
| Human Trafficking/ Involuntary Servitude | 0 | 0 | 0 | 0 | 0 | 0 | 0 |
| Total Human Trafficking Violations: | 0 | 0 | 0 | 0 | 0 | 0 | 0 |

2016 DPS - Captiol Police Arrests - Adults
By Race and Ethnicity

| Index Crimes: | White | Black | American Indian or Alaskan Native | Asian | Native Hawaiian or Other Pacific Islander | Hispanic or Latino | Not Hispanic or Latino |
|--|--------------|--------------|--|--------------|--|-------------------------------|---------------------------------------|
| Murder and Nonnegligent Manslaughter | 0 | 0 | 0 | 0 | 0 | 0 | 0 |
| Manslaughter by Negligence | 0 | 0 | 0 | 0 | 0 | 0 | 0 |
| Rape | 0 | 0 | 0 | 0 | 0 | 0 | 0 |
| Robbery | 0 | 0 | 0 | 0 | 0 | 0 | 0 |
| Aggravated Assault (Return A - 4a-d) | 0 | 0 | 0 | 0 | 0 | 0 | 0 |
| Burglary - Breaking or Entering | 0 | 0 | 0 | 0 | 0 | 0 | 0 |
| Larceny - Theft (Except Motor Vehicle Theft) | 0 | 0 | 0 | 0 | 0 | 0 | 0 |
| Motor Vehicle Theft | 0 | 0 | 0 | 0 | 0 | 0 | 0 |
| Arson | 0 | 0 | 0 | 0 | 0 | 0 | 0 |
| Total Index Crimes Violations: | 0 | 0 | 0 | 0 | 0 | 0 | 0 |

| Other Offenses: | White | Black | American Indian or Alaskan Native | Asian | Native Hawaiian or Other Pacific Islander | Hispanic or Latino | Not Hispanic or Latino |
|--|--------------|--------------|--|--------------|--|-------------------------------|---------------------------------------|
| Other Assaults (Return A - 4e) | 1 | 1 | 0 | 0 | 0 | 0 | 0 |
| Forgery and Counterfeiting | 0 | 0 | 0 | 0 | 0 | 0 | 0 |
| Fraud | 2 | 0 | 0 | 0 | 0 | 0 | 1 |
| Embezzlement | 0 | 0 | 0 | 0 | 0 | 0 | 0 |
| Stolen Property; Buying, Receiving, Possessing | 0 | 0 | 0 | 0 | 0 | 0 | 0 |
| Vandalism | 1 | 0 | 0 | 0 | 0 | 0 | 0 |
| Weapons; Carrying, Possessing, etc. | 1 | 0 | 0 | 0 | 0 | 0 | 0 |
| Total Other Offense Violations: | 5 | 1 | 0 | 0 | 0 | 0 | 1 |

| Prostitution and Commercialized Vice: | White | Black | American Indian or Alaskan Native | Asian | Native Hawaiian or Other Pacific Islander | Hispanic or Latino | Not Hispanic or Latino |
|---|--------------|--------------|--|--------------|--|-------------------------------|---------------------------------------|
| Prostitution | 0 | 0 | 0 | 0 | 0 | 0 | 0 |
| Assisting or Promoting Prostitution | 0 | 0 | 0 | 0 | 0 | 0 | 0 |
| Purchasing Prostitution | 0 | 0 | 0 | 0 | 0 | 0 | 0 |
| Sex Offenses (Except Forcible Rape and Prostitution) | 0 | 0 | 0 | 0 | 0 | 0 | 0 |
| Total Prostitution & Commercialized Vice Violations: | 0 | 0 | 0 | 0 | 0 | 0 | 0 |

2016 DPS - Captiol Police Arrests - Adults
By Race and Ethnicity

| Drug Abuse Violations: | White | Black | American Indian or Alaskan Native | Asian | Native Hawaiian or Other Pacific Islander | Hispanic or Latino | Not Hispanic or Latino |
|---|--------------|--------------|--|--------------|--|-------------------------------|---------------------------------------|
| Sale/Manufacturing: | | | | | | | |
| Opium or Cocaine and Their Derivatives (Morphine, Heroin, Codeine) | 0 | 1 | 0 | 0 | 0 | 1 | 0 |
| Marijuana | 0 | 0 | 0 | 0 | 0 | 0 | 0 |
| Synthetic Narcotics - Manufactured Narcotics Which Can Cause TrueDrug Addiction Demerol, Methadones) | 0 | 0 | 0 | 0 | 0 | 0 | 0 |
| Other - Dangerous Nonnarcotic Drugs (Barbiturates, Benzedrine) | 0 | 0 | 0 | 0 | 0 | 0 | 0 |
| Possession: | | | | | | | |
| Opium or Cocaine and Their Derivatives (Morphine, Heroin, Codeine) | 0 | 1 | 0 | 0 | 0 | 1 | 0 |
| Marijuana | 0 | 0 | 0 | 0 | 0 | 0 | 0 |
| Synthetic Narcotics - Manufactured Narcotics Which Can Cause TrueDrug Addiction (Demerol, Methadones) | 0 | 1 | 0 | 0 | 0 | 1 | 0 |
| Other - Dangerous Nonnarcotic Drugs (Barbiturates, Benzedrine) | 0 | 0 | 0 | 0 | 0 | 0 | 0 |
| Total Drug Abuse Violations: | 0 | 3 | 0 | 0 | 0 | 3 | 0 |

| Gambling: | White | Black | American Indian or Alaskan Native | Asian | Native Hawaiian or Other Pacific Islander | Hispanic or Latino | Not Hispanic or Latino |
|-----------------------------------|--------------|--------------|--|--------------|--|-------------------------------|---------------------------------------|
| Bookmaking (Horse and Sport Book) | 0 | 0 | 0 | 0 | 0 | 0 | 0 |
| Numbers and Lottery | 0 | 0 | 0 | 0 | 0 | 0 | 0 |
| All Other Gambling | 0 | 1 | 0 | 0 | 0 | 0 | 0 |
| Total Gambling Violations: | 0 | 1 | 0 | 0 | 0 | 0 | 0 |

| Miscellaneous: | White | Black | American Indian or Alaskan Native | Asian | Native Hawaiian or Other Pacific Islander | Hispanic or Latino | Not Hispanic or Latino |
|--|--------------|--------------|--|--------------|--|-------------------------------|---------------------------------------|
| Offenses Against the Family and Children | 0 | 0 | 0 | 0 | 0 | 0 | 0 |
| Driving Under the Influence | 0 | 0 | 0 | 0 | 0 | 0 | 0 |
| Liquor Laws | 0 | 0 | 0 | 0 | 0 | 0 | 0 |
| Drunkenness | 0 | 0 | 0 | 0 | 0 | 0 | 0 |
| Disorderly Conduct | 3 | 2 | 0 | 0 | 0 | 0 | 3 |
| Vagrancy | 1 | 0 | 0 | 0 | 0 | 0 | 1 |
| All Other Offenses (Except Traffic) | 7 | 1 | 0 | 0 | 0 | 0 | 2 |
| Suspicion | 0 | 0 | 0 | 0 | 0 | 0 | 0 |
| Total Miscellaneous Violations: | 11 | 3 | 0 | 0 | 0 | 0 | 6 |

| Human Trafficking: | White | Black | American Indian or Alaskan Native | Asian | Native Hawaiian or Other Pacific Islander | Hispanic or Latino | Not Hispanic or Latino |
|--|--------------|--------------|--|--------------|--|-------------------------------|---------------------------------------|
| Human Trafficking/ Commercial Sex Acts | 0 | 0 | 0 | 0 | 0 | 0 | 0 |
| Human Trafficking/ Involuntary Servitude | 0 | 0 | 0 | 0 | 0 | 0 | 0 |
| Total Human Trafficking Violations: | 0 | 0 | 0 | 0 | 0 | 0 | 0 |

2016 DPS - NDI Arrests - Adults
By Race and Ethnicity

| Index Crimes: | White | Black | American Indian or Alaskan Native | Asian | Native Hawaiian or Other Pacific Islander | Hispanic or Latino | Not Hispanic or Latino |
|--|--------------|--------------|--|--------------|--|-------------------------------|---------------------------------------|
| Murder and Nonnegligent Manslaughter | 2 | 0 | 0 | 0 | 0 | 0 | 2 |
| Manslaughter by Negligence | 0 | 0 | 0 | 0 | 0 | 0 | 0 |
| Rape | 0 | 0 | 0 | 0 | 0 | 0 | 0 |
| Robbery | 4 | 0 | 0 | 0 | 0 | 2 | 2 |
| Aggravated Assault (Return A - 4a-d) | 1 | 0 | 0 | 1 | 0 | 0 | 2 |
| Burglary - Breaking or Entering | 8 | 0 | 0 | 0 | 0 | 0 | 8 |
| Larceny - Theft (Except Motor Vehicle Theft) | 1 | 0 | 0 | 0 | 0 | 0 | 1 |
| Motor Vehicle Theft | 10 | 0 | 0 | 1 | 0 | 2 | 9 |
| Arson | 0 | 0 | 0 | 0 | 0 | 0 | 0 |
| Total Index Crimes Violations: | 26 | 0 | 0 | 2 | 0 | 4 | 24 |

| Other Offenses: | White | Black | American Indian or Alaskan Native | Asian | Native Hawaiian or Other Pacific Islander | Hispanic or Latino | Not Hispanic or Latino |
|--|--------------|--------------|--|--------------|--|-------------------------------|---------------------------------------|
| Other Assaults (Return A - 4e) | 1 | 0 | 0 | 0 | 0 | 0 | 1 |
| Forgery and Counterfeiting | 9 | 0 | 0 | 0 | 0 | 2 | 7 |
| Fraud | 11 | 3 | 0 | 0 | 0 | 0 | 14 |
| Embezzlement | 1 | 0 | 0 | 0 | 0 | 0 | 1 |
| Stolen Property; Buying, Receiving, Possessing | 2 | 0 | 0 | 0 | 0 | 0 | 2 |
| Vandalism | 0 | 0 | 0 | 0 | 0 | 0 | 0 |
| Weapons; Carrying, Possessing, etc. | 11 | 3 | 0 | 0 | 0 | 3 | 11 |
| Total Other Offense Violations: | 35 | 6 | 0 | 0 | 0 | 5 | 36 |

| Prostitution and Commercialized Vice: | White | Black | American Indian or Alaskan Native | Asian | Native Hawaiian or Other Pacific Islander | Hispanic or Latino | Not Hispanic or Latino |
|---|--------------|--------------|--|--------------|--|-------------------------------|---------------------------------------|
| Prostitution | 5 | 0 | 0 | 0 | 0 | 1 | 4 |
| Assisting or Promoting Prostitution | 0 | 0 | 0 | 0 | 0 | 0 | 0 |
| Purchasing Prostitution | 1 | 0 | 0 | 0 | 0 | 0 | 1 |
| Sex Offenses (Except Forcible Rape and Prostitution) | 0 | 0 | 0 | 0 | 0 | 0 | 0 |
| Total Prostitution & Commercialized Vice Violations: | 6 | 0 | 0 | 0 | 0 | 1 | 5 |

2016 DPS - NDI Arrests - Adults
By Race and Ethnicity

| Drug Abuse Violations: | White | Black | American Indian or Alaskan Native | Asian | Native Hawaiian or Other Pacific Islander | Hispanic or Latino | Not Hispanic or Latino |
|---|--------------|--------------|--|--------------|--|-------------------------------|---------------------------------------|
| Sale/Manufacturing: | | | | | | | |
| Opium or Cocaine and Their Derivatives (Morphine, Heroin, Codeine) | 0 | 0 | 0 | 0 | 0 | 0 | 0 |
| Marijuana | 5 | 0 | 0 | 0 | 0 | 1 | 4 |
| Synthetic Narcotics - Manufactured Narcotics Which Can Cause TrueDrug Addiction Demerol, Methadones) | 76 | 4 | 1 | 1 | 0 | 13 | 69 |
| Other - Dangerous Nonnarcotic Drugs (Barbiturates, Benzedrine) | 2 | 0 | 0 | 0 | 0 | 0 | 2 |
| Possession: | | | | | | | |
| Opium or Cocaine and Their Derivatives (Morphine, Heroin, Codeine) | 1 | 1 | 1 | 0 | 0 | 0 | 3 |
| Marijuana | 39 | 1 | 1 | 0 | 0 | 2 | 39 |
| Synthetic Narcotics - Manufactured Narcotics Which Can Cause TrueDrug Addiction (Demerol, Methadones) | 49 | 1 | 5 | 0 | 0 | 4 | 51 |
| Other - Dangerous Nonnarcotic Drugs (Barbiturates, Benzedrine) | 11 | 0 | 0 | 0 | 0 | 2 | 9 |
| Total Drug Abuse Violations: | 183 | 7 | 8 | 1 | 0 | 22 | 177 |

| Gambling: | White | Black | American Indian or Alaskan Native | Asian | Native Hawaiian or Other Pacific Islander | Hispanic or Latino | Not Hispanic or Latino |
|-----------------------------------|--------------|--------------|--|--------------|--|-------------------------------|---------------------------------------|
| Bookmaking (Horse and Sport Book) | 0 | 0 | 0 | 0 | 0 | 0 | 0 |
| Numbers and Lottery | 0 | 0 | 0 | 0 | 0 | 0 | 0 |
| All Other Gambling | 0 | 0 | 0 | 0 | 0 | 0 | 0 |
| Total Gambling Violations: | 0 | 0 | 0 | 0 | 0 | 0 | 0 |

| Miscellaneous: | White | Black | American Indian or Alaskan Native | Asian | Native Hawaiian or Other Pacific Islander | Hispanic or Latino | Not Hispanic or Latino |
|--|--------------|--------------|--|--------------|--|-------------------------------|---------------------------------------|
| Offenses Against the Family and Children | 4 | 0 | 0 | 0 | 0 | 0 | 4 |
| Driving Under the Influence | 2 | 0 | 0 | 0 | 0 | 0 | 2 |
| Liquor Laws | 0 | 0 | 0 | 0 | 0 | 0 | 0 |
| Drunkenness | 4 | 0 | 0 | 0 | 0 | 0 | 4 |
| Disorderly Conduct | 4 | 0 | 0 | 0 | 0 | 2 | 2 |
| Vagrancy | 0 | 0 | 0 | 0 | 0 | 0 | 0 |
| All Other Offenses (Except Traffic) | 108 | 3 | 1 | 1 | 0 | 10 | 103 |
| Suspicion | 0 | 0 | 0 | 0 | 0 | 0 | 0 |
| Total Miscellaneous Violations: | 122 | 3 | 1 | 1 | 0 | 12 | 115 |

| Human Trafficking: | White | Black | American Indian or Alaskan Native | Asian | Native Hawaiian or Other Pacific Islander | Hispanic or Latino | Not Hispanic or Latino |
|--|--------------|--------------|--|--------------|--|-------------------------------|---------------------------------------|
| Human Trafficking/ Commercial Sex Acts | 0 | 0 | 0 | 0 | 0 | 0 | 0 |
| Human Trafficking/ Involuntary Servitude | 0 | 0 | 0 | 0 | 0 | 0 | 0 |
| Total Human Trafficking Violations: | 0 | 0 | 0 | 0 | 0 | 0 | 0 |

2016 NHP - Northeastern Command Arrests - Adults
By Race and Ethnicity

| Index Crimes: | White | Black | American Indian or Alaskan Native | Asian | Native Hawaiian or Other Pacific Islander | Hispanic or Latino | Not Hispanic or Latino |
|--|--------------|--------------|--|--------------|--|-------------------------------|---------------------------------------|
| Murder and Nonnegligent Manslaughter | 0 | 0 | 0 | 0 | 0 | 0 | 0 |
| Manslaughter by Negligence | 0 | 0 | 0 | 0 | 0 | 0 | 0 |
| Rape | 0 | 0 | 0 | 0 | 0 | 0 | 0 |
| Robbery | 0 | 0 | 0 | 0 | 0 | 0 | 0 |
| Aggravated Assault (Return A - 4a-d) | 0 | 0 | 0 | 0 | 0 | 0 | 0 |
| Burglary - Breaking or Entering | 0 | 0 | 0 | 0 | 0 | 0 | 0 |
| Larceny - Theft (Except Motor Vehicle Theft) | 0 | 0 | 1 | 0 | 0 | 0 | 0 |
| Motor Vehicle Theft | 0 | 1 | 0 | 0 | 0 | 0 | 0 |
| Arson | 0 | 0 | 0 | 0 | 0 | 0 | 0 |
| Total Index Crimes Violations: | 0 | 1 | 1 | 0 | 0 | 0 | 0 |

| Other Offenses: | White | Black | American Indian or Alaskan Native | Asian | Native Hawaiian or Other Pacific Islander | Hispanic or Latino | Not Hispanic or Latino |
|--|--------------|--------------|--|--------------|--|-------------------------------|---------------------------------------|
| Other Assaults (Return A - 4e) | 2 | 0 | 0 | 0 | 0 | 0 | 0 |
| Forgery and Counterfeiting | 0 | 0 | 0 | 0 | 0 | 0 | 0 |
| Fraud | 10 | 2 | 0 | 0 | 0 | 0 | 0 |
| Embezzlement | 0 | 0 | 0 | 0 | 0 | 0 | 0 |
| Stolen Property; Buying, Receiving, Possessing | 0 | 0 | 0 | 0 | 0 | 0 | 0 |
| Vandalism | 2 | 0 | 1 | 0 | 0 | 0 | 0 |
| Weapons; Carrying, Possessing, etc. | 13 | 2 | 0 | 0 | 0 | 0 | 0 |
| Total Other Offense Violations: | 27 | 4 | 1 | 0 | 0 | 0 | 0 |

| Prostitution and Commercialized Vice: | White | Black | American Indian or Alaskan Native | Asian | Native Hawaiian or Other Pacific Islander | Hispanic or Latino | Not Hispanic or Latino |
|---|--------------|--------------|--|--------------|--|-------------------------------|---------------------------------------|
| Prostitution | 0 | 0 | 0 | 0 | 0 | 0 | 0 |
| Assisting or Promoting Prostitution | 0 | 0 | 0 | 0 | 0 | 0 | 0 |
| Purchasing Prostitution | 0 | 0 | 0 | 0 | 0 | 0 | 0 |
| Sex Offenses (Except Forcible Rape and Prostitution) | 0 | 0 | 0 | 0 | 0 | 0 | 0 |
| Total Prostitution & Commercialized Vice Violations: | 0 | 0 | 0 | 0 | 0 | 0 | 0 |

2016 NHP - Northeastern Command Arrests - Adults
By Race and Ethnicity

| Drug Abuse Violations: | White | Black | American Indian or Alaskan Native | Asian | Native Hawaiian or Other Pacific Islander | Hispanic or Latino | Not Hispanic or Latino |
|---|--------------|--------------|--|--------------|--|-------------------------------|---------------------------------------|
| Sale/Manufacturing: | | | | | | | |
| Opium or Cocaine and Their Derivatives (Morphine, Heroin, Codeine) | 0 | 0 | 0 | 0 | 0 | 0 | 0 |
| Marijuana | 0 | 1 | 0 | 0 | 0 | 0 | 0 |
| Synthetic Narcotics - Manufactured Narcotics Which Can Cause TrueDrug Addiction Demerol, Methadones) | 3 | 0 | 0 | 0 | 0 | 0 | 0 |
| Other - Dangerous Nonnarcotic Drugs (Barbiturates, Benzadrine) | 0 | 0 | 0 | 0 | 0 | 0 | 0 |
| Possession: | | | | | | | |
| Opium or Cocaine and Their Derivatives (Morphine, Heroin, Codeine) | 0 | 0 | 0 | 0 | 0 | 0 | 0 |
| Marijuana | 52 | 10 | 1 | 1 | 0 | 0 | 0 |
| Synthetic Narcotics - Manufactured Narcotics Which Can Cause TrueDrug Addiction (Demerol, Methadones) | 8 | 2 | 0 | 1 | 0 | 0 | 0 |
| Other - Dangerous Nonnarcotic Drugs (Barbiturates, Benzadrine) | 1 | 0 | 0 | 0 | 0 | 0 | 0 |
| Total Drug Abuse Violations: | 64 | 13 | 1 | 2 | 0 | 0 | 0 |

| Gambling: | White | Black | American Indian or Alaskan Native | Asian | Native Hawaiian or Other Pacific Islander | Hispanic or Latino | Not Hispanic or Latino |
|-----------------------------------|--------------|--------------|--|--------------|--|-------------------------------|---------------------------------------|
| Bookmaking (Horse and Sport Book) | 0 | 0 | 0 | 0 | 0 | 0 | 0 |
| Numbers and Lottery | 0 | 0 | 0 | 0 | 0 | 0 | 0 |
| All Other Gambling | 0 | 0 | 0 | 0 | 0 | 0 | 0 |
| Total Gambling Violations: | 0 | 0 | 0 | 0 | 0 | 0 | 0 |

| Miscellaneous: | White | Black | American Indian or Alaskan Native | Asian | Native Hawaiian or Other Pacific Islander | Hispanic or Latino | Not Hispanic or Latino |
|--|--------------|--------------|--|--------------|--|-------------------------------|---------------------------------------|
| Offenses Against the Family and Children | 2 | 0 | 0 | 0 | 0 | 0 | 0 |
| Driving Under the Influence | 132 | 7 | 4 | 0 | 0 | 0 | 0 |
| Liquor Laws | 4 | 0 | 1 | 0 | 0 | 0 | 0 |
| Drunkenness | 4 | 0 | 0 | 0 | 0 | 0 | 0 |
| Disorderly Conduct | 1 | 0 | 0 | 0 | 0 | 0 | 0 |
| Vagrancy | 0 | 0 | 0 | 0 | 0 | 0 | 0 |
| All Other Offenses (Except Traffic) | 139 | 6 | 3 | 8 | 0 | 0 | 0 |
| Suspicion | 0 | 0 | 0 | 0 | 0 | 0 | 0 |
| Total Miscellaneous Violations: | 282 | 13 | 8 | 8 | 0 | 0 | 0 |

| Human Trafficking: | White | Black | American Indian or Alaskan Native | Asian | Native Hawaiian or Other Pacific Islander | Hispanic or Latino | Not Hispanic or Latino |
|--|--------------|--------------|--|--------------|--|-------------------------------|---------------------------------------|
| Human Trafficking/ Commercial Sex Acts | 0 | 0 | 0 | 0 | 0 | 0 | 0 |
| Human Trafficking/ Involuntary Servitude | 0 | 0 | 0 | 0 | 0 | 0 | 0 |
| Total Human Trafficking Violations: | 0 | 0 | 0 | 0 | 0 | 0 | 0 |

2016 NHP - Northwestern Command Arrests - Adults
By Race and Ethnicity

| Index Crimes: | White | Black | American Indian or Alaskan Native | Asian | Native Hawaiian or Other Pacific Islander | Hispanic or Latino | Not Hispanic or Latino |
|--|--------------|--------------|--|--------------|--|-------------------------------|---------------------------------------|
| Murder and Nonnegligent Manslaughter | 0 | 0 | 0 | 0 | 0 | 0 | 0 |
| Manslaughter by Negligence | 1 | 0 | 0 | 0 | 0 | 0 | 0 |
| Rape | 0 | 0 | 0 | 0 | 0 | 0 | 0 |
| Robbery | 0 | 0 | 0 | 0 | 0 | 0 | 0 |
| Aggravated Assault (Return A - 4a-d) | 0 | 0 | 0 | 0 | 0 | 0 | 0 |
| Burglary - Breaking or Entering | 0 | 0 | 0 | 0 | 0 | 0 | 0 |
| Larceny - Theft (Except Motor Vehicle Theft) | 2 | 0 | 0 | 0 | 0 | 0 | 0 |
| Motor Vehicle Theft | 1 | 0 | 0 | 0 | 0 | 0 | 0 |
| Arson | 0 | 0 | 0 | 0 | 0 | 0 | 0 |
| Total Index Crimes Violations: | 4 | 0 | 0 | 0 | 0 | 0 | 0 |

| Other Offenses: | White | Black | American Indian or Alaskan Native | Asian | Native Hawaiian or Other Pacific Islander | Hispanic or Latino | Not Hispanic or Latino |
|--|--------------|--------------|--|--------------|--|-------------------------------|---------------------------------------|
| Other Assaults (Return A - 4e) | 4 | 0 | 0 | 0 | 0 | 0 | 0 |
| Forgery and Counterfeiting | 0 | 0 | 0 | 0 | 0 | 0 | 0 |
| Fraud | 17 | 1 | 0 | 0 | 0 | 0 | 0 |
| Embezzlement | 1 | 0 | 0 | 0 | 0 | 0 | 0 |
| Stolen Property; Buying, Receiving, Possessing | 0 | 0 | 0 | 0 | 0 | 0 | 0 |
| Vandalism | 3 | 2 | 0 | 0 | 0 | 0 | 0 |
| Weapons; Carrying, Possessing, etc. | 20 | 0 | 0 | 0 | 0 | 0 | 0 |
| Total Other Offense Violations: | 45 | 3 | 0 | 0 | 0 | 0 | 0 |

| Prostitution and Commercialized Vice: | White | Black | American Indian or Alaskan Native | Asian | Native Hawaiian or Other Pacific Islander | Hispanic or Latino | Not Hispanic or Latino |
|---|--------------|--------------|--|--------------|--|-------------------------------|---------------------------------------|
| Prostitution | 0 | 0 | 0 | 0 | 0 | 0 | 0 |
| Assisting or Promoting Prostitution | 0 | 0 | 0 | 0 | 0 | 0 | 0 |
| Purchasing Prostitution | 0 | 0 | 0 | 0 | 0 | 0 | 0 |
| Sex Offenses (Except Forcible Rape and Prostitution) | 0 | 0 | 0 | 0 | 0 | 0 | 0 |
| Total Prostitution & Commercialized Vice Violations: | 0 | 0 | 0 | 0 | 0 | 0 | 0 |

2016 NHP - Northwestern Command Arrests - Adults
By Race and Ethnicity

| Drug Abuse Violations: | White | Black | American Indian or Alaskan Native | Asian | Native Hawaiian or Other Pacific Islander | Hispanic or Latino | Not Hispanic or Latino |
|---|--------------|--------------|--|--------------|--|-------------------------------|---------------------------------------|
| Sale/Manufacturing: | | | | | | | |
| Opium or Cocaine and Their Derivatives (Morphine, Heroin, Codeine) | 0 | 0 | 0 | 0 | 0 | 0 | 0 |
| Marijuana | 2 | 0 | 0 | 2 | 0 | 0 | 0 |
| Synthetic Narcotics - Manufactured Narcotics Which Can Cause TrueDrug Addiction Demerol, Methadones) | 7 | 0 | 0 | 0 | 0 | 0 | 0 |
| Other - Dangerous Nonnarcotic Drugs (Barbiturates, Benezdrine) | 0 | 0 | 0 | 0 | 0 | 0 | 0 |
| Possession: | | | | | | | |
| Opium or Cocaine and Their Derivatives (Morphine, Heroin, Codeine) | 0 | 1 | 0 | 0 | 0 | 0 | 0 |
| Marijuana | 100 | 10 | 0 | 4 | 0 | 0 | 0 |
| Synthetic Narcotics - Manufactured Narcotics Which Can Cause TrueDrug Addiction (Demerol, Methadones) | 11 | 1 | 0 | 0 | 0 | 0 | 0 |
| Other - Dangerous Nonnarcotic Drugs (Barbiturates, Benezdrine) | 4 | 1 | 1 | 0 | 0 | 0 | 0 |
| Total Drug Abuse Violations: | 124 | 13 | 1 | 6 | 0 | 0 | 0 |

| Gambling: | White | Black | American Indian or Alaskan Native | Asian | Native Hawaiian or Other Pacific Islander | Hispanic or Latino | Not Hispanic or Latino |
|-----------------------------------|--------------|--------------|--|--------------|--|-------------------------------|---------------------------------------|
| Bookmaking (Horse and Sport Book) | 0 | 0 | 0 | 0 | 0 | 0 | 0 |
| Numbers and Lottery | 0 | 0 | 0 | 0 | 0 | 0 | 0 |
| All Other Gambling | 0 | 0 | 0 | 0 | 0 | 0 | 0 |
| Total Gambling Violations: | 0 | 0 | 0 | 0 | 0 | 0 | 0 |

| Miscellaneous: | White | Black | American Indian or Alaskan Native | Asian | Native Hawaiian or Other Pacific Islander | Hispanic or Latino | Not Hispanic or Latino |
|--|--------------|--------------|--|--------------|--|-------------------------------|---------------------------------------|
| Offenses Against the Family and Children | 22 | 0 | 0 | 0 | 0 | 0 | 0 |
| Driving Under the Influence | 680 | 38 | 19 | 5 | 0 | 0 | 0 |
| Liquor Laws | 11 | 3 | 0 | 0 | 0 | 0 | 0 |
| Drunkenness | 3 | 0 | 0 | 0 | 0 | 0 | 0 |
| Disorderly Conduct | 0 | 0 | 0 | 0 | 0 | 0 | 0 |
| Vagrancy | 0 | 0 | 0 | 0 | 0 | 0 | 0 |
| All Other Offenses (Except Traffic) | 299 | 25 | 11 | 7 | 0 | 0 | 0 |
| Suspicion | 0 | 0 | 0 | 0 | 0 | 0 | 0 |
| Total Miscellaneous Violations: | 1,015 | 66 | 30 | 12 | 0 | 0 | 0 |

| Human Trafficking: | White | Black | American Indian or Alaskan Native | Asian | Native Hawaiian or Other Pacific Islander | Hispanic or Latino | Not Hispanic or Latino |
|--|--------------|--------------|--|--------------|--|-------------------------------|---------------------------------------|
| Human Trafficking/ Commercial Sex Acts | 0 | 0 | 0 | 0 | 0 | 0 | 0 |
| Human Trafficking/ Involuntary Servitude | 0 | 0 | 0 | 0 | 0 | 0 | 0 |
| Total Human Trafficking Violations: | 0 | 0 | 0 | 0 | 0 | 0 | 0 |

2016 NHP - Southern Command Arrests - Adults
By Race and Ethnicity

| Index Crimes: | White | Black | American Indian or Alaskan Native | Asian | Native Hawaiian or Other Pacific Islander | Hispanic or Latino | Not Hispanic or Latino |
|--|--------------|--------------|--|--------------|--|-------------------------------|---------------------------------------|
| Murder and Nonnegligent Manslaughter | 0 | 0 | 0 | 0 | 0 | 0 | 0 |
| Manslaughter by Negligence | 0 | 0 | 0 | 0 | 0 | 0 | 0 |
| Rape | 0 | 0 | 0 | 0 | 0 | 0 | 0 |
| Robbery | 0 | 0 | 0 | 0 | 0 | 0 | 0 |
| Aggravated Assault (Return A - 4a-d) | 1 | 1 | 0 | 0 | 0 | 0 | 0 |
| Burglary - Breaking or Entering | 0 | 0 | 0 | 0 | 0 | 0 | 0 |
| Larceny - Theft (Except Motor Vehicle Theft) | 0 | 0 | 0 | 0 | 0 | 0 | 0 |
| Motor Vehicle Theft | 0 | 0 | 0 | 0 | 0 | 0 | 0 |
| Arson | 0 | 0 | 0 | 0 | 0 | 0 | 0 |
| Total Index Crimes Violations: | 1 | 1 | 0 | 0 | 0 | 0 | 0 |

| Other Offenses: | White | Black | American Indian or Alaskan Native | Asian | Native Hawaiian or Other Pacific Islander | Hispanic or Latino | Not Hispanic or Latino |
|--|--------------|--------------|--|--------------|--|-------------------------------|---------------------------------------|
| Other Assaults (Return A - 4e) | 4 | 1 | 0 | 0 | 0 | 0 | 0 |
| Forgery and Counterfeiting | 0 | 1 | 0 | 0 | 0 | 0 | 0 |
| Fraud | 25 | 8 | 0 | 0 | 0 | 0 | 0 |
| Embezzlement | 0 | 1 | 0 | 0 | 0 | 0 | 0 |
| Stolen Property; Buying, Receiving, Possessing | 0 | 0 | 0 | 0 | 0 | 0 | 0 |
| Vandalism | 7 | 0 | 0 | 0 | 0 | 0 | 0 |
| Weapons; Carrying, Possessing, etc. | 38 | 16 | 1 | 0 | 0 | 0 | 0 |
| Total Other Offense Violations: | 74 | 27 | 1 | 0 | 0 | 0 | 0 |

| Prostitution and Commercialized Vice: | White | Black | American Indian or Alaskan Native | Asian | Native Hawaiian or Other Pacific Islander | Hispanic or Latino | Not Hispanic or Latino |
|---|--------------|--------------|--|--------------|--|-------------------------------|---------------------------------------|
| Prostitution | 3 | 5 | 0 | 0 | 0 | 0 | 0 |
| Assisting or Promoting Prostitution | 0 | 0 | 0 | 0 | 0 | 0 | 0 |
| Purchasing Prostitution | 0 | 0 | 0 | 0 | 0 | 0 | 0 |
| Sex Offenses (Except Forcible Rape and Prostitution) | 4 | 3 | 0 | 0 | 0 | 0 | 0 |
| Total Prostitution & Commercialized Vice Violations: | 7 | 8 | 0 | 0 | 0 | 0 | 0 |

2016 NHP - Southern Command Arrests - Adults
By Race and Ethnicity

| Drug Abuse Violations: | White | Black | American Indian or Alaskan Native | Asian | Native Hawaiian or Other Pacific Islander | Hispanic or Latino | Not Hispanic or Latino |
|---|--------------|--------------|--|--------------|--|-------------------------------|---------------------------------------|
| Sale/Manufacturing: | | | | | | | |
| Opium or Cocaine and Their Derivatives (Morphine, Heroin, Codeine) | 0 | 0 | 0 | 0 | 0 | 0 | 0 |
| Marijuana | 1 | 0 | 0 | 0 | 0 | 0 | 0 |
| Synthetic Narcotics - Manufactured Narcotics Which Can Cause TrueDrug Addiction Demerol, Methadones) | 6 | 0 | 0 | 0 | 0 | 0 | 0 |
| Other - Dangerous Nonnarcotic Drugs (Barbiturates, Benezdrine) | 2 | 0 | 0 | 0 | 0 | 0 | 0 |
| Possession: | | | | | | | |
| Opium or Cocaine and Their Derivatives (Morphine, Heroin, Codeine) | 0 | 0 | 0 | 0 | 0 | 0 | 0 |
| Marijuana | 288 | 144 | 0 | 15 | 0 | 0 | 0 |
| Synthetic Narcotics - Manufactured Narcotics Which Can Cause TrueDrug Addiction (Demerol, Methadones) | 8 | 6 | 1 | 2 | 0 | 0 | 0 |
| Other - Dangerous Nonnarcotic Drugs (Barbiturates, Benezdrine) | 1 | 1 | 0 | 0 | 0 | 0 | 0 |
| Total Drug Abuse Violations: | 306 | 151 | 1 | 17 | 0 | 0 | 0 |

| Gambling: | White | Black | American Indian or Alaskan Native | Asian | Native Hawaiian or Other Pacific Islander | Hispanic or Latino | Not Hispanic or Latino |
|-----------------------------------|--------------|--------------|--|--------------|--|-------------------------------|---------------------------------------|
| Bookmaking (Horse and Sport Book) | 0 | 0 | 0 | 0 | 0 | 0 | 0 |
| Numbers and Lottery | 0 | 0 | 0 | 0 | 0 | 0 | 0 |
| All Other Gambling | 0 | 0 | 0 | 0 | 0 | 0 | 0 |
| Total Gambling Violations: | 0 | 0 | 0 | 0 | 0 | 0 | 0 |

| Miscellaneous: | White | Black | American Indian or Alaskan Native | Asian | Native Hawaiian or Other Pacific Islander | Hispanic or Latino | Not Hispanic or Latino |
|--|--------------|--------------|--|--------------|--|-------------------------------|---------------------------------------|
| Offenses Against the Family and Children | 22 | 3 | 2 | 0 | 0 | 0 | 0 |
| Driving Under the Influence | 1,522 | 268 | 11 | 98 | 0 | 0 | 0 |
| Liquor Laws | 8 | 6 | 0 | 0 | 0 | 0 | 0 |
| Drunkenness | 12 | 2 | 0 | 1 | 0 | 0 | 0 |
| Disorderly Conduct | 6 | 1 | 0 | 0 | 0 | 0 | 0 |
| Vagrancy | 0 | 0 | 0 | 0 | 0 | 0 | 0 |
| All Other Offenses (Except Traffic) | 1,119 | 608 | 3 | 41 | 0 | 0 | 0 |
| Suspicion | 0 | 0 | 0 | 0 | 0 | 0 | 0 |
| Total Miscellaneous Violations: | 2,689 | 888 | 16 | 140 | 0 | 0 | 0 |

| Human Trafficking: | White | Black | American Indian or Alaskan Native | Asian | Native Hawaiian or Other Pacific Islander | Hispanic or Latino | Not Hispanic or Latino |
|--|--------------|--------------|--|--------------|--|-------------------------------|---------------------------------------|
| Human Trafficking/ Commercial Sex Acts | 0 | 0 | 0 | 0 | 0 | 0 | 0 |
| Human Trafficking/ Involuntary Servitude | 0 | 0 | 0 | 0 | 0 | 0 | 0 |
| Total Human Trafficking Violations: | 0 | 0 | 0 | 0 | 0 | 0 | 0 |

THIS PAGE WAS LEFT INTENTIONALLY BLANK



Statewide Arrestees Demographics

Juvenile and Adult: By Agency and County





Table of Contents

Arrest Data: Demographics

| | |
|---|-----|
| Statewide Totals: Under 18 Years of Age | 534 |
| Carson County | 536 |
| Churchill County | 538 |
| Clark County | 544 |
| Douglas County | 562 |
| Elko County | 564 |
| Esmeralda County | 574 |
| Eureka County | 576 |
| Humboldt County | 578 |
| Lander County | 586 |
| Lincoln County | 588 |
| Lyon County | 590 |
| Mineral County | 596 |
| Nye County | 598 |
| Pershing County | 600 |
| Storey County | 606 |
| Washoe County | 608 |
| White Pine County | 622 |
| Statewide Agencies | 624 |
| Statewide Totals: 18 – 24 Years of Age | 638 |
| Carson County | 640 |
| Churchill County | 642 |
| Clark County | 648 |
| Douglas County | 666 |
| Elko County | 668 |
| Esmeralda County | 678 |
| Eureka County | 680 |
| Humboldt County | 682 |
| Lander County | 690 |
| Lincoln County | 692 |
| Lyon County | 694 |
| Mineral County | 700 |
| Nye County | 702 |
| Pershing County | 704 |
| Storey County | 706 |
| Washoe County | 712 |
| White Pine County | 726 |
| Statewide Agencies | 728 |



Table of Contents

Arrest Data: Demographics

| | |
|--|-----|
| Statewide Totals: 25 – 59 Years of Age | 742 |
| Carson County | 744 |
| Churchill County | 746 |
| Clark County | 752 |
| Douglas County | 771 |
| Elko County | 773 |
| Esmeralda County | 783 |
| Eureka County | 785 |
| Humboldt County | 787 |
| Lander County | 794 |
| Lincoln County | 796 |
| Lyon County | 798 |
| Mineral County | 804 |
| Nye County | 806 |
| Pershing County | 808 |
| Storey County | 814 |
| Washoe County | 816 |
| White Pine County | 830 |
| Statewide Agencies | 832 |
| Statewide Totals: Over 60 Years of Age | 846 |
| Carson County | 848 |
| Churchill County | 850 |
| Clark County | 856 |
| Douglas County | 874 |
| Elko County | 876 |
| Esmeralda County | 886 |
| Eureka County | 888 |
| Humboldt County | 890 |
| Lander County | 898 |
| Lincoln County | 900 |
| Lyon County | 902 |
| Mineral County | 908 |
| Nye County | 910 |
| Pershing County | 912 |
| Storey County | 918 |
| Washoe County | 920 |
| White Pine County | 934 |
| Statewide Agencies | 936 |



Statewide Juvenile Arrestees: Under 18 years of age

By Agency and County

2016 Statewide Totals Arrests - Juvenile
Under 18 Years of Age

| Index Crime: | | Under10 | 10-12 | 13-14 | 15 | 16 | 17 | Total |
|--|--------|---------|-------|-------|-----|-----|-----|-------|
| Murder and Nonnegligent Manslaughter | Male | 0 | 0 | 0 | 0 | 3 | 2 | 5 |
| | Female | 0 | 0 | 0 | 0 | 0 | 0 | 0 |
| Manslaughter by Negligence | Male | 0 | 0 | 0 | 0 | 0 | 0 | 0 |
| | Female | 0 | 0 | 0 | 0 | 0 | 0 | 0 |
| Rape | Male | 3 | 8 | 18 | 7 | 4 | 9 | 49 |
| | Female | 0 | 1 | 1 | 0 | 0 | 1 | 3 |
| Robbery | Male | 0 | 5 | 47 | 64 | 92 | 117 | 325 |
| | Female | 0 | 2 | 11 | 10 | 10 | 13 | 46 |
| Aggravated Assault (Return A - 4a-d) | Male | 2 | 40 | 123 | 96 | 75 | 93 | 429 |
| | Female | 0 | 22 | 72 | 32 | 42 | 25 | 193 |
| Burglary - Breaking or Entering | Male | 1 | 19 | 58 | 54 | 60 | 50 | 242 |
| | Female | 0 | 6 | 6 | 4 | 4 | 1 | 21 |
| Larceny - Theft (Except Motor Vehicle Theft) | Male | 5 | 36 | 161 | 100 | 125 | 174 | 601 |
| | Female | 0 | 15 | 95 | 77 | 96 | 103 | 386 |
| Motor Vehicle Theft | Male | 1 | 1 | 30 | 24 | 28 | 23 | 107 |
| | Female | 0 | 1 | 8 | 12 | 8 | 1 | 30 |
| Arson | Male | 0 | 3 | 1 | 3 | 0 | 2 | 9 |
| | Female | 0 | 0 | 3 | 0 | 0 | 0 | 3 |
| Total Index Crimes Violations: Male | | 12 | 112 | 438 | 348 | 387 | 470 | 1,767 |
| Female | | 0 | 47 | 196 | 135 | 160 | 144 | 682 |

| Other Offenses: | | Under10 | 10-12 | 13-14 | 15 | 16 | 17 | Total |
|--|--------|---------|-------|-------|-----|-----|-----|-------|
| Other Assaults (Return A - 4e) | Male | 9 | 99 | 237 | 191 | 153 | 187 | 876 |
| | Female | 2 | 45 | 183 | 113 | 109 | 110 | 562 |
| Forgery and Counterfeiting | Male | 0 | 3 | 1 | 3 | 0 | 2 | 9 |
| | Female | 0 | 0 | 3 | 0 | 0 | 0 | 3 |
| Fraud | Male | 0 | 0 | 1 | 0 | 3 | 5 | 9 |
| | Female | 0 | 0 | 0 | 0 | 1 | 0 | 1 |
| Embezzlement | Male | 0 | 0 | 4 | 8 | 4 | 6 | 22 |
| | Female | 0 | 2 | 2 | 4 | 4 | 2 | 14 |
| Stolen Property; Buying, Receiving, Possessing | Male | 0 | 0 | 0 | 0 | 0 | 2 | 2 |
| | Female | 0 | 0 | 0 | 0 | 1 | 0 | 1 |
| Vandalism | Male | 1 | 6 | 22 | 20 | 37 | 42 | 128 |
| | Female | 0 | 2 | 2 | 1 | 5 | 5 | 15 |
| Weapons; Carrying, Possessing, etc. | Male | 3 | 29 | 67 | 31 | 33 | 59 | 222 |
| | Female | 0 | 11 | 22 | 9 | 5 | 8 | 55 |
| Total Other Offense Violations: Male | | 13 | 137 | 332 | 253 | 230 | 303 | 1,268 |
| Female | | 2 | 60 | 212 | 127 | 125 | 125 | 651 |

| Prostitution and Commercialized Vice: | | Under10 | 10-12 | 13-14 | 15 | 16 | 17 | Total |
|--|--------|---------|-------|-------|----|----|----|-------|
| Prostitution | Male | 0 | 0 | 1 | 1 | 1 | 3 | 6 |
| | Female | 0 | 0 | 4 | 7 | 15 | 38 | 64 |
| Assisting or Promoting Prostitution | Male | 0 | 0 | 0 | 0 | 0 | 0 | 0 |
| | Female | 0 | 0 | 0 | 0 | 0 | 0 | 0 |
| Purchasing Prostitution | Male | 0 | 0 | 0 | 0 | 0 | 0 | 0 |
| | Female | 0 | 0 | 0 | 0 | 0 | 0 | 0 |
| Sex Offenses (Except Forcible Rape and Prostitution) | Male | 0 | 7 | 10 | 9 | 5 | 6 | 37 |
| | Female | 1 | 0 | 2 | 0 | 0 | 2 | 5 |

Total Prostitution & Commercialized Vice Violations: Male 0 7 11 10 6 9 43
Female 1 0 6 7 15 40 69

2016 Statewide Totals Arrests - Juvenile
Under 18 Years of Age

Drug Abuse Violations:

| Sale/Manufacturing: | | Under10 | 10-12 | 13-14 | 15 | 16 | 17 | Total |
|--|--------|----------------|--------------|--------------|------------|------------|------------|--------------|
| Opium or Cocaine and Their Derivatives (Morphine, Heroin, Codeine) | Male | 0 | 0 | 0 | 0 | 4 | 3 | 7 |
| | Female | 0 | 0 | 1 | 1 | 1 | 0 | 3 |
| Marijuana | Male | 0 | 6 | 14 | 10 | 15 | 28 | 73 |
| | Female | 0 | 0 | 4 | 3 | 3 | 4 | 14 |
| Synthetic Narcotics - Manufactured Narcotics Which Can Cause True Drug Addiction Demerol, Methadones) | Male | 0 | 0 | 0 | 0 | 3 | 4 | 7 |
| | Female | 0 | 0 | 0 | 0 | 0 | 0 | 0 |
| Other - Dangerous Nonnarcotic Drugs (Barbiturates, Benzedrine) | Male | 0 | 0 | 2 | 1 | 5 | 4 | 12 |
| | Female | 0 | 0 | 1 | 0 | 0 | 0 | 1 |
| Possession: | | | | | | | | 0 |
| Opium or Cocaine and Their Derivatives (Morphine, Heroin, Codeine) | Male | 0 | 0 | 0 | 1 | 2 | 1 | 4 |
| | Female | 0 | 0 | 0 | 1 | 0 | 1 | 2 |
| Marijuana | Male | 0 | 15 | 84 | 79 | 114 | 188 | 480 |
| | Female | 0 | 8 | 48 | 23 | 30 | 39 | 148 |
| Synthetic Narcotics - Manufactured Narcotics Which Can Cause True Drug Addiction (Demerol, Methadones) | Male | 0 | 0 | 5 | 2 | 7 | 9 | 23 |
| | Female | 0 | 0 | 0 | 4 | 1 | 2 | 7 |
| Other - Dangerous Nonnarcotic Drugs (Barbiturates, Benzedrine) | Male | 0 | 0 | 3 | 12 | 9 | 15 | 39 |
| | Female | 0 | 0 | 1 | 1 | 1 | 6 | 9 |
| Total Drug Abuse Violations: Male | | 0 | 21 | 108 | 105 | 159 | 252 | 645 |
| Female | | 0 | 8 | 55 | 33 | 36 | 52 | 184 |

Gambling:

| | | Under10 | 10-12 | 13-14 | 15 | 16 | 17 | Total |
|--|--------|----------------|--------------|--------------|-----------|-----------|-----------|--------------|
| Bookmaking (Horse and Sport Book) | Male | 0 | 0 | 0 | 0 | 0 | 0 | 0 |
| | Female | 0 | 0 | 0 | 0 | 0 | 0 | 0 |
| Numbers and Lottery | Male | 0 | 0 | 0 | 0 | 0 | 0 | 0 |
| | Female | 0 | 0 | 0 | 0 | 0 | 0 | 0 |
| All Other Gambling | Male | 0 | 0 | 0 | 0 | 0 | 1 | 1 |
| | Female | 0 | 0 | 0 | 1 | 0 | 0 | 1 |
| Total Gambling Violations: Male | | 0 | 0 | 0 | 0 | 0 | 1 | 1 |
| Female | | 0 | 0 | 0 | 1 | 0 | 0 | 1 |

Miscellaneous:

| | | Under10 | 10-12 | 13-14 | 15 | 16 | 17 | Total |
|---|--------|----------------|--------------|--------------|------------|------------|------------|--------------|
| Offenses Against the Family and Children | Male | 0 | 1 | 4 | 4 | 3 | 7 | 19 |
| | Female | 0 | 2 | 1 | 0 | 3 | 4 | 10 |
| Driving Under the Influence | Male | 0 | 0 | 1 | 1 | 11 | 29 | 42 |
| | Female | 0 | 0 | 0 | 1 | 5 | 9 | 15 |
| Liquor Laws | Male | 0 | 0 | 54 | 61 | 95 | 110 | 320 |
| | Female | 0 | 3 | 37 | 33 | 63 | 64 | 200 |
| Drunkenness | Male | 0 | 0 | 0 | 0 | 3 | 3 | 6 |
| | Female | 0 | 0 | 0 | 0 | 0 | 0 | 0 |
| Disorderly Conduct | Male | 1 | 11 | 34 | 25 | 27 | 21 | 119 |
| | Female | 0 | 3 | 19 | 8 | 6 | 12 | 48 |
| Vagrancy | Male | 0 | 0 | 0 | 0 | 1 | 0 | 1 |
| | Female | 0 | 0 | 1 | 0 | 4 | 2 | 7 |
| All Other Offenses (Except Traffic) | Male | 6 | 56 | 238 | 265 | 271 | 389 | 1,225 |
| | Female | 5 | 28 | 132 | 86 | 112 | 95 | 458 |
| Suspicion | Male | 0 | 2 | 1 | 1 | 0 | 1 | 5 |
| | Female | 0 | 0 | 0 | 0 | 0 | 0 | 0 |
| Total Miscellaneous Violations: Male | | 7 | 70 | 332 | 357 | 411 | 560 | 1,737 |
| Female | | 5 | 36 | 190 | 128 | 193 | 186 | 738 |

Human Trafficking:

| | | Under10 | 10-12 | 13-14 | 15 | 16 | 17 | Total |
|---|--------|----------------|--------------|--------------|-----------|-----------|-----------|--------------|
| Human Trafficking/ Commercial Sex Acts | Male | 0 | 0 | 0 | 0 | 0 | 0 | 0 |
| | Female | 0 | 0 | 0 | 1 | 0 | 0 | 1 |
| Human Trafficking/ Involuntary Servitude | Male | 0 | 0 | 0 | 0 | 0 | 0 | 0 |
| | Female | 0 | 0 | 0 | 0 | 0 | 0 | 0 |
| Total Human Trafficking Violations: Male | | 0 | 0 | 0 | 0 | 0 | 0 | 0 |
| Female | | 0 | 0 | 0 | 1 | 0 | 0 | 1 |

2016 Carson County Arrests - Juvenile
Under 18 Years of Age

| Index Crime: | | Under10 | 10-12 | 13-14 | 15 | 16 | 17 | Total |
|--|---------------|----------|-----------|-----------|-----------|-----------|-----------|-----------|
| Murder and Nonnegligent Manslaughter | Male | 0 | 0 | 0 | 0 | 0 | 0 | 0 |
| | Female | 0 | 0 | 0 | 0 | 0 | 0 | 0 |
| Manslaughter by Negligence | Male | 0 | 0 | 0 | 0 | 0 | 0 | 0 |
| | Female | 0 | 0 | 0 | 0 | 0 | 0 | 0 |
| Rape | Male | 0 | 0 | 0 | 0 | 0 | 0 | 0 |
| | Female | 0 | 0 | 0 | 0 | 0 | 0 | 0 |
| Robbery | Male | 0 | 0 | 0 | 0 | 0 | 0 | 0 |
| | Female | 0 | 0 | 0 | 0 | 0 | 0 | 0 |
| Aggravated Assault (Return A - 4a-d) | Male | 1 | 5 | 6 | 7 | 1 | 7 | 27 |
| | Female | 0 | 6 | 7 | 3 | 5 | 2 | 23 |
| Burglary - Breaking or Entering | Male | 0 | 0 | 2 | 0 | 0 | 0 | 2 |
| | Female | 0 | 0 | 0 | 0 | 0 | 0 | 0 |
| Larceny - Theft (Except Motor Vehicle Theft) | Male | 0 | 10 | 25 | 6 | 7 | 9 | 57 |
| | Female | 0 | 3 | 13 | 6 | 14 | 8 | 44 |
| Motor Vehicle Theft | Male | 0 | 0 | 0 | 0 | 1 | 0 | 1 |
| | Female | 0 | 0 | 1 | 1 | 0 | 0 | 2 |
| Arson | Male | 0 | 0 | 0 | 0 | 0 | 0 | 0 |
| | Female | 0 | 0 | 0 | 0 | 0 | 0 | 0 |
| Total Index Crimes Violations: | | | | | | | | |
| | Male | 1 | 15 | 33 | 13 | 9 | 16 | 87 |
| | Female | 0 | 9 | 21 | 10 | 19 | 10 | 69 |

| Other Offenses: | | Under10 | 10-12 | 13-14 | 15 | 16 | 17 | Total |
|--|---------------|----------|----------|----------|----------|----------|----------|----------|
| Other Assaults (Return A - 4e) | Male | 0 | 0 | 0 | 0 | 0 | 0 | 0 |
| | Female | 0 | 0 | 0 | 0 | 0 | 0 | 0 |
| Forgery and Counterfeiting | Male | 0 | 0 | 0 | 0 | 0 | 0 | 0 |
| | Female | 0 | 0 | 0 | 0 | 0 | 0 | 0 |
| Fraud | Male | 0 | 0 | 0 | 0 | 0 | 0 | 0 |
| | Female | 0 | 0 | 0 | 0 | 0 | 0 | 0 |
| Embezzlement | Male | 0 | 0 | 1 | 1 | 0 | 0 | 2 |
| | Female | 0 | 0 | 0 | 0 | 0 | 0 | 0 |
| Stolen Property; Buying, Receiving, Possessing | Male | 0 | 0 | 0 | 0 | 0 | 0 | 0 |
| | Female | 0 | 0 | 0 | 0 | 0 | 0 | 0 |
| Vandalism | Male | 0 | 0 | 0 | 1 | 0 | 0 | 1 |
| | Female | 0 | 0 | 0 | 0 | 0 | 0 | 0 |
| Weapons; Carrying, Possessing, etc. | Male | 0 | 0 | 1 | 0 | 1 | 2 | 4 |
| | Female | 0 | 0 | 0 | 0 | 0 | 1 | 1 |
| Total Other Offense Violations: | | | | | | | | |
| | Male | 0 | 0 | 2 | 2 | 1 | 2 | 7 |
| | Female | 0 | 0 | 0 | 0 | 0 | 1 | 1 |

| Prostitution and Commercialized Vice: | | Under10 | 10-12 | 13-14 | 15 | 16 | 17 | Total |
|---|---------------|----------|----------|----------|----------|----------|----------|----------|
| Prostitution | Male | 0 | 0 | 0 | 0 | 0 | 0 | 0 |
| | Female | 0 | 0 | 0 | 0 | 0 | 0 | 0 |
| Assisting or Promoting Prostitution | Male | 0 | 0 | 0 | 0 | 0 | 0 | 0 |
| | Female | 0 | 0 | 0 | 0 | 0 | 0 | 0 |
| Purchasing Prostitution | Male | 0 | 0 | 0 | 0 | 0 | 0 | 0 |
| | Female | 0 | 0 | 0 | 0 | 0 | 0 | 0 |
| Sex Offenses (Except Forcible Rape and Prostitution) | Male | 0 | 0 | 0 | 1 | 0 | 1 | 2 |
| | Female | 0 | 0 | 0 | 0 | 0 | 0 | 0 |
| Total Prostitution & Commercialized Vice Violations: | | | | | | | | |
| | Male | 0 | 0 | 0 | 1 | 0 | 1 | 2 |
| | Female | 0 | 0 | 0 | 0 | 0 | 0 | 0 |

2016 Carson County Arrests - Juvenile
Under 18 Years of Age

Drug Abuse Violations:

| Sale/Manufacturing: | | Under10 | 10-12 | 13-14 | 15 | 16 | 17 | Total |
|--|--------|----------------|--------------|--------------|-----------|-----------|-----------|--------------|
| Opium or Cocaine and Their Derivatives (Morphine, Heroin, Codeine) | Male | 0 | 0 | 0 | 0 | 0 | 0 | 0 |
| | Female | 0 | 0 | 0 | 0 | 0 | 0 | 0 |
| Marijuana | Male | 0 | 0 | 0 | 0 | 0 | 0 | 0 |
| | Female | 0 | 0 | 0 | 0 | 0 | 0 | 0 |
| Synthetic Narcotics - Manufactured Narcotics Which Can Cause True Drug Addiction Demerol, Methadones) | Male | 0 | 0 | 0 | 0 | 0 | 0 | 0 |
| | Female | 0 | 0 | 0 | 0 | 0 | 0 | 0 |
| Other - Dangerous Nonnarcotic Drugs (Barbiturates, Benzedrine) | Male | 0 | 0 | 0 | 0 | 0 | 0 | 0 |
| | Female | 0 | 0 | 0 | 0 | 0 | 0 | 0 |
| Possession: | | | | | | | | 0 |
| Opium or Cocaine and Their Derivatives (Morphine, Heroin, Codeine) | Male | 0 | 0 | 0 | 0 | 0 | 0 | 0 |
| | Female | 0 | 0 | 0 | 0 | 0 | 0 | 0 |
| Marijuana | Male | 0 | 0 | 2 | 1 | 3 | 4 | 10 |
| | Female | 0 | 0 | 2 | 1 | 2 | 0 | 5 |
| Synthetic Narcotics - Manufactured Narcotics Which Can Cause True Drug Addiction (Demerol, Methadones) | Male | 0 | 0 | 1 | 0 | 1 | 0 | 2 |
| | Female | 0 | 0 | 0 | 0 | 0 | 0 | 0 |
| Other - Dangerous Nonnarcotic Drugs (Barbiturates, Benzedrine) | Male | 0 | 0 | 0 | 0 | 0 | 0 | 0 |
| | Female | 0 | 0 | 0 | 0 | 0 | 0 | 0 |
| Total Drug Abuse Violations: | | Male | 0 | 0 | 3 | 1 | 4 | 12 |
| | | Female | 0 | 0 | 2 | 1 | 2 | 5 |

Gambling:

| | | Under10 | 10-12 | 13-14 | 15 | 16 | 17 | Total |
|-----------------------------------|--------|----------------|--------------|--------------|-----------|-----------|-----------|--------------|
| Bookmaking (Horse and Sport Book) | Male | 0 | 0 | 0 | 0 | 0 | 0 | 0 |
| | Female | 0 | 0 | 0 | 0 | 0 | 0 | 0 |
| Numbers and Lottery | Male | 0 | 0 | 0 | 0 | 0 | 0 | 0 |
| | Female | 0 | 0 | 0 | 0 | 0 | 0 | 0 |
| All Other Gambling | Male | 0 | 0 | 0 | 0 | 0 | 0 | 0 |
| | Female | 0 | 0 | 0 | 0 | 0 | 0 | 0 |
| Total Gambling Violations: | | Male | 0 | 0 | 0 | 0 | 0 | 0 |
| | | Female | 0 | 0 | 0 | 0 | 0 | 0 |

Miscellaneous:

| | | Under10 | 10-12 | 13-14 | 15 | 16 | 17 | Total |
|--|--------|----------------|--------------|--------------|-----------|-----------|-----------|--------------|
| Offenses Against the Family and Children | Male | 0 | 0 | 0 | 0 | 0 | 0 | 0 |
| | Female | 0 | 0 | 0 | 0 | 0 | 0 | 0 |
| Driving Under the Influence | Male | 0 | 0 | 0 | 0 | 2 | 0 | 2 |
| | Female | 0 | 0 | 0 | 0 | 0 | 0 | 0 |
| Liquor Laws | Male | 0 | 0 | 7 | 6 | 9 | 5 | 27 |
| | Female | 0 | 0 | 2 | 6 | 5 | 5 | 18 |
| Drunkenness | Male | 0 | 0 | 0 | 0 | 0 | 0 | 0 |
| | Female | 0 | 0 | 0 | 0 | 0 | 0 | 0 |
| Disorderly Conduct | Male | 0 | 0 | 1 | 1 | 0 | 4 | 6 |
| | Female | 0 | 0 | 0 | 0 | 0 | 0 | 0 |
| Vagrancy | Male | 0 | 0 | 0 | 0 | 0 | 0 | 0 |
| | Female | 0 | 0 | 0 | 0 | 0 | 0 | 0 |
| All Other Offenses (Except Traffic) | Male | 0 | 1 | 9 | 13 | 18 | 40 | 81 |
| | Female | 0 | 1 | 10 | 3 | 12 | 10 | 36 |
| Suspicion | Male | 0 | 0 | 0 | 0 | 0 | 0 | 0 |
| | Female | 0 | 0 | 0 | 0 | 0 | 0 | 0 |
| Total Miscellaneous Violations: | | Male | 0 | 1 | 17 | 20 | 29 | 116 |
| | | Female | 0 | 1 | 12 | 9 | 17 | 54 |

Human Trafficking:

| | | Under10 | 10-12 | 13-14 | 15 | 16 | 17 | Total |
|--|--------|----------------|--------------|--------------|-----------|-----------|-----------|--------------|
| Human Trafficking/ Commercial Sex Acts | Male | 0 | 0 | 0 | 0 | 0 | 0 | 0 |
| | Female | 0 | 0 | 0 | 0 | 0 | 0 | 0 |
| Human Trafficking/ Involuntary Servitude | Male | 0 | 0 | 0 | 0 | 0 | 0 | 0 |
| | Female | 0 | 0 | 0 | 0 | 0 | 0 | 0 |
| Total Human Trafficking Violations: | | Male | 0 | 0 | 0 | 0 | 0 | 0 |
| | | Female | 0 | 0 | 0 | 0 | 0 | 0 |

2016 Churchill County Arrests - Juvenile
Under 18 Years of Age

| Index Crime: | | Under10 | 10-12 | 13-14 | 15 | 16 | 17 | Total |
|--|--------|---------|-------|-------|----|----|----|-------|
| Murder and Nonnegligent Manslaughter | Male | 0 | 0 | 0 | 0 | 0 | 0 | 0 |
| | Female | 0 | 0 | 0 | 0 | 0 | 0 | 0 |
| Manslaughter by Negligence | Male | 0 | 0 | 0 | 0 | 0 | 0 | 0 |
| | Female | 0 | 0 | 0 | 0 | 0 | 0 | 0 |
| Rape | Male | 0 | 0 | 0 | 0 | 0 | 0 | 0 |
| | Female | 0 | 0 | 0 | 0 | 0 | 0 | 0 |
| Robbery | Male | 0 | 0 | 0 | 0 | 0 | 0 | 0 |
| | Female | 0 | 0 | 0 | 0 | 0 | 0 | 0 |
| Aggravated Assault (Return A - 4a-d) | Male | 0 | 0 | 1 | 0 | 0 | 0 | 1 |
| | Female | 0 | 0 | 0 | 0 | 0 | 0 | 0 |
| Burglary - Breaking or Entering | Male | 0 | 3 | 0 | 0 | 0 | 0 | 3 |
| | Female | 0 | 0 | 0 | 0 | 0 | 0 | 0 |
| Larceny - Theft (Except Motor Vehicle Theft) | Male | 0 | 0 | 0 | 1 | 2 | 0 | 3 |
| | Female | 0 | 1 | 0 | 1 | 0 | 3 | 5 |
| Motor Vehicle Theft | Male | 0 | 0 | 0 | 0 | 0 | 0 | 0 |
| | Female | 0 | 0 | 0 | 0 | 1 | 0 | 1 |
| Arson | Male | 0 | 1 | 0 | 0 | 0 | 0 | 1 |
| | Female | 0 | 0 | 0 | 0 | 0 | 0 | 0 |
| Total Index Crimes Violations: Male | | 0 | 4 | 1 | 1 | 2 | 0 | 8 |
| Female | | 0 | 1 | 0 | 1 | 1 | 3 | 6 |

| Other Offenses: | | Under10 | 10-12 | 13-14 | 15 | 16 | 17 | Total |
|--|--------|---------|-------|-------|----|----|----|-------|
| Other Assaults (Return A - 4e) | Male | 0 | 0 | 1 | 3 | 3 | 0 | 7 |
| | Female | 0 | 0 | 1 | 0 | 1 | 1 | 3 |
| Forgery and Counterfeiting | Male | 0 | 1 | 0 | 0 | 0 | 0 | 1 |
| | Female | 0 | 0 | 0 | 0 | 0 | 0 | 0 |
| Fraud | Male | 0 | 0 | 0 | 0 | 0 | 0 | 0 |
| | Female | 0 | 0 | 0 | 0 | 0 | 0 | 0 |
| Embezzlement | Male | 0 | 0 | 0 | 0 | 0 | 0 | 0 |
| | Female | 0 | 0 | 0 | 0 | 0 | 0 | 0 |
| Stolen Property; Buying, Receiving, Possessing | Male | 0 | 0 | 0 | 0 | 0 | 0 | 0 |
| | Female | 0 | 0 | 0 | 0 | 0 | 0 | 0 |
| Vandalism | Male | 0 | 0 | 0 | 0 | 0 | 0 | 0 |
| | Female | 0 | 0 | 0 | 0 | 0 | 0 | 0 |
| Weapons; Carrying, Possessing, etc. | Male | 0 | 0 | 2 | 0 | 1 | 0 | 3 |
| | Female | 0 | 2 | 1 | 0 | 0 | 0 | 3 |
| Total Other Offense Violations: Male | | 0 | 1 | 3 | 3 | 4 | 0 | 11 |
| Female | | 0 | 2 | 2 | 0 | 1 | 1 | 6 |

| Prostitution and Commercialized Vice: | | Under10 | 10-12 | 13-14 | 15 | 16 | 17 | Total |
|---|--------|---------|-------|-------|----|----|----|-------|
| Prostitution | Male | 0 | 0 | 0 | 0 | 0 | 0 | 0 |
| | Female | 0 | 0 | 0 | 0 | 0 | 0 | 0 |
| Assisting or Promoting Prostitution | Male | 0 | 0 | 0 | 0 | 0 | 0 | 0 |
| | Female | 0 | 0 | 0 | 0 | 0 | 0 | 0 |
| Purchasing Prostitution | Male | 0 | 0 | 0 | 0 | 0 | 0 | 0 |
| | Female | 0 | 0 | 0 | 0 | 0 | 0 | 0 |
| Sex Offenses (Except Forcible Rape and Prostitution) | Male | 0 | 0 | 0 | 0 | 0 | 0 | 0 |
| | Female | 0 | 0 | 0 | 0 | 0 | 0 | 0 |
| Total Prostitution & Commercialized Vice Violations: Male | | 0 | 0 | 0 | 0 | 0 | 0 | 0 |
| Female | | 0 | 0 | 0 | 0 | 0 | 0 | 0 |

2016 Churchill County Arrests - Juvenile
Under 18 Years of Age

Drug Abuse Violations:

| Sale/Manufacturing: | | Under10 | 10-12 | 13-14 | 15 | 16 | 17 | Total |
|--|--------|----------------|--------------|--------------|-----------|-----------|-----------|--------------|
| Opium or Cocaine and Their Derivatives (Morphine, Heroin, Codeine) | Male | 0 | 0 | 0 | 0 | 0 | 0 | 0 |
| | Female | 0 | 0 | 0 | 0 | 0 | 0 | 0 |
| Marijuana | Male | 0 | 0 | 0 | 0 | 0 | 0 | 0 |
| | Female | 0 | 0 | 0 | 0 | 0 | 0 | 0 |
| Synthetic Narcotics - Manufactured Narcotics Which Can Cause True Drug Addiction Demerol, Methadones) | Male | 0 | 0 | 0 | 0 | 0 | 0 | 0 |
| | Female | 0 | 0 | 0 | 0 | 0 | 0 | 0 |
| Other - Dangerous Nonnarcotic Drugs (Barbiturates, Benzedrine) | Male | 0 | 0 | 0 | 0 | 0 | 0 | 0 |
| | Female | 0 | 0 | 0 | 0 | 0 | 0 | 0 |
| Possession: | | | | | | | | 0 |
| Opium or Cocaine and Their Derivatives (Morphine, Heroin, Codeine) | Male | 0 | 0 | 0 | 0 | 0 | 0 | 0 |
| | Female | 0 | 0 | 0 | 0 | 0 | 0 | 0 |
| Marijuana | Male | 0 | 0 | 0 | 0 | 1 | 3 | 4 |
| | Female | 0 | 0 | 1 | 1 | 0 | 1 | 3 |
| Synthetic Narcotics - Manufactured Narcotics Which Can Cause True Drug Addiction (Demerol, Methadones) | Male | 0 | 0 | 0 | 0 | 0 | 0 | 0 |
| | Female | 0 | 0 | 0 | 0 | 0 | 0 | 0 |
| Other - Dangerous Nonnarcotic Drugs (Barbiturates, Benzedrine) | Male | 0 | 0 | 0 | 1 | 1 | 0 | 2 |
| | Female | 0 | 0 | 0 | 0 | 0 | 0 | 0 |
| Total Drug Abuse Violations: | | Male | 0 | 0 | 0 | 1 | 2 | 3 |
| | | Female | 0 | 0 | 1 | 1 | 0 | 1 |

Gambling:

| | | Under10 | 10-12 | 13-14 | 15 | 16 | 17 | Total |
|-----------------------------------|--------|----------------|--------------|--------------|-----------|-----------|-----------|--------------|
| Bookmaking (Horse and Sport Book) | Male | 0 | 0 | 0 | 0 | 0 | 0 | 0 |
| | Female | 0 | 0 | 0 | 0 | 0 | 0 | 0 |
| Numbers and Lottery | Male | 0 | 0 | 0 | 0 | 0 | 0 | 0 |
| | Female | 0 | 0 | 0 | 0 | 0 | 0 | 0 |
| All Other Gambling | Male | 0 | 0 | 0 | 0 | 0 | 0 | 0 |
| | Female | 0 | 0 | 0 | 0 | 0 | 0 | 0 |
| Total Gambling Violations: | | Male | 0 | 0 | 0 | 0 | 0 | 0 |
| | | Female | 0 | 0 | 0 | 0 | 0 | 0 |

Miscellaneous:

| | | Under10 | 10-12 | 13-14 | 15 | 16 | 17 | Total |
|--|--------|----------------|--------------|--------------|-----------|-----------|-----------|--------------|
| Offenses Against the Family and Children | Male | 0 | 0 | 0 | 0 | 0 | 0 | 0 |
| | Female | 0 | 0 | 0 | 0 | 0 | 0 | 0 |
| Driving Under the Influence | Male | 0 | 0 | 0 | 0 | 0 | 1 | 1 |
| | Female | 0 | 0 | 0 | 0 | 0 | 1 | 1 |
| Liquor Laws | Male | 0 | 0 | 2 | 1 | 4 | 3 | 10 |
| | Female | 0 | 0 | 0 | 2 | 4 | 5 | 11 |
| Drunkenness | Male | 0 | 0 | 0 | 0 | 0 | 0 | 0 |
| | Female | 0 | 0 | 0 | 0 | 0 | 0 | 0 |
| Disorderly Conduct | Male | 0 | 0 | 0 | 0 | 0 | 0 | 0 |
| | Female | 0 | 0 | 0 | 0 | 0 | 0 | 0 |
| Vagrancy | Male | 0 | 0 | 0 | 0 | 0 | 0 | 0 |
| | Female | 0 | 0 | 0 | 0 | 0 | 0 | 0 |
| All Other Offenses (Except Traffic) | Male | 2 | 9 | 17 | 20 | 8 | 3 | 59 |
| | Female | 2 | 4 | 6 | 3 | 1 | 3 | 19 |
| Suspicion | Male | 0 | 2 | 0 | 0 | 0 | 0 | 2 |
| | Female | 0 | 0 | 0 | 0 | 0 | 0 | 0 |
| Total Miscellaneous Violations: | | Male | 2 | 11 | 19 | 21 | 12 | 72 |
| | | Female | 2 | 4 | 6 | 5 | 9 | 31 |

Human Trafficking:

| | | Under10 | 10-12 | 13-14 | 15 | 16 | 17 | Total |
|--|--------|----------------|--------------|--------------|-----------|-----------|-----------|--------------|
| Human Trafficking/ Commercial Sex Acts | Male | 0 | 0 | 0 | 0 | 0 | 0 | 0 |
| | Female | 0 | 0 | 0 | 0 | 0 | 0 | 0 |
| Human Trafficking/ Involuntary Servitude | Male | 0 | 0 | 0 | 0 | 0 | 0 | 0 |
| | Female | 0 | 0 | 0 | 0 | 0 | 0 | 0 |
| Total Human Trafficking Violations: | | Male | 0 | 0 | 0 | 0 | 0 | 0 |
| | | Female | 0 | 0 | 0 | 0 | 0 | 0 |

2016 Churchill County SO Arrests - Juvenile
Under 18 Years of Age

| Index Crime: | | Under10 | 10-12 | 13-14 | 15 | 16 | 17 | Total |
|--|--------|----------|----------|----------|----------|----------|----------|----------|
| Murder and Nonnegligent Manslaughter | Male | 0 | 0 | 0 | 0 | 0 | 0 | 0 |
| | Female | 0 | 0 | 0 | 0 | 0 | 0 | 0 |
| Manslaughter by Negligence | Male | 0 | 0 | 0 | 0 | 0 | 0 | 0 |
| | Female | 0 | 0 | 0 | 0 | 0 | 0 | 0 |
| Rape | Male | 0 | 0 | 0 | 0 | 0 | 0 | 0 |
| | Female | 0 | 0 | 0 | 0 | 0 | 0 | 0 |
| Robbery | Male | 0 | 0 | 0 | 0 | 0 | 0 | 0 |
| | Female | 0 | 0 | 0 | 0 | 0 | 0 | 0 |
| Aggravated Assault (Return A - 4a-d) | Male | 0 | 0 | 0 | 0 | 0 | 0 | 0 |
| | Female | 0 | 0 | 0 | 0 | 0 | 0 | 0 |
| Burglary - Breaking or Entering | Male | 0 | 3 | 0 | 0 | 0 | 0 | 3 |
| | Female | 0 | 0 | 0 | 0 | 0 | 0 | 0 |
| Larceny - Theft (Except Motor Vehicle Theft) | Male | 0 | 0 | 0 | 0 | 1 | 0 | 1 |
| | Female | 0 | 1 | 0 | 0 | 0 | 0 | 1 |
| Motor Vehicle Theft | Male | 0 | 0 | 0 | 0 | 0 | 0 | 0 |
| | Female | 0 | 0 | 0 | 0 | 1 | 0 | 1 |
| Arson | Male | 0 | 1 | 0 | 0 | 0 | 0 | 1 |
| | Female | 0 | 0 | 0 | 0 | 0 | 0 | 0 |
| Total Index Crimes Violations: Male | | 0 | 4 | 0 | 0 | 1 | 0 | 5 |
| Female | | 0 | 1 | 0 | 0 | 1 | 0 | 2 |

| Other Offenses: | | Under10 | 10-12 | 13-14 | 15 | 16 | 17 | Total |
|--|--------|----------|----------|----------|----------|----------|----------|----------|
| Other Assaults (Return A - 4e) | Male | 0 | 0 | 1 | 1 | 3 | 0 | 5 |
| | Female | 0 | 0 | 0 | 0 | 1 | 0 | 1 |
| Forgery and Counterfeiting | Male | 0 | 1 | 0 | 0 | 0 | 0 | 1 |
| | Female | 0 | 0 | 0 | 0 | 0 | 0 | 0 |
| Fraud | Male | 0 | 0 | 0 | 0 | 0 | 0 | 0 |
| | Female | 0 | 0 | 0 | 0 | 0 | 0 | 0 |
| Embezzlement | Male | 0 | 0 | 0 | 0 | 0 | 0 | 0 |
| | Female | 0 | 0 | 0 | 0 | 0 | 0 | 0 |
| Stolen Property; Buying, Receiving, Possessing | Male | 0 | 0 | 0 | 0 | 0 | 0 | 0 |
| | Female | 0 | 0 | 0 | 0 | 0 | 0 | 0 |
| Vandalism | Male | 0 | 0 | 0 | 0 | 0 | 0 | 0 |
| | Female | 0 | 0 | 0 | 0 | 0 | 0 | 0 |
| Weapons; Carrying, Possessing, etc. | Male | 0 | 0 | 2 | 0 | 1 | 0 | 3 |
| | Female | 0 | 2 | 1 | 0 | 0 | 0 | 3 |
| Total Other Offense Violations: Male | | 0 | 1 | 3 | 1 | 4 | 0 | 9 |
| Female | | 0 | 2 | 1 | 0 | 1 | 0 | 4 |

| Prostitution and Commercialized Vice: | | Under10 | 10-12 | 13-14 | 15 | 16 | 17 | Total |
|--|--------|----------|----------|----------|----------|----------|----------|----------|
| Prostitution | Male | 0 | 0 | 0 | 0 | 0 | 0 | 0 |
| | Female | 0 | 0 | 0 | 0 | 0 | 0 | 0 |
| Assisting or Promoting Prostitution | Male | 0 | 0 | 0 | 0 | 0 | 0 | 0 |
| | Female | 0 | 0 | 0 | 0 | 0 | 0 | 0 |
| Purchasing Prostitution | Male | 0 | 0 | 0 | 0 | 0 | 0 | 0 |
| | Female | 0 | 0 | 0 | 0 | 0 | 0 | 0 |
| Sex Offenses (Except Forcible Rape and Prostitution) | Male | 0 | 0 | 0 | 0 | 0 | 0 | 0 |
| | Female | 0 | 0 | 0 | 0 | 0 | 0 | 0 |
| Total Prostitution & Commercialized Vice Violations: Male | | 0 | 0 | 0 | 0 | 0 | 0 | 0 |
| Female | | 0 | 0 | 0 | 0 | 0 | 0 | 0 |

2016 Churchill County SO Arrests - Juvenile
Under 18 Years of Age

Drug Abuse Violations:

| Sale/Manufacturing: | | Under10 | 10-12 | 13-14 | 15 | 16 | 17 | Total |
|--|---------------|----------------|--------------|--------------|-----------|-----------|-----------|--------------|
| Opium or Cocaine and Their Derivatives (Morphine, Heroin, Codeine) | Male | 0 | 0 | 0 | 0 | 0 | 0 | 0 |
| | Female | 0 | 0 | 0 | 0 | 0 | 0 | 0 |
| Marijuana | Male | 0 | 0 | 0 | 0 | 0 | 0 | 0 |
| | Female | 0 | 0 | 0 | 0 | 0 | 0 | 0 |
| Synthetic Narcotics - Manufactured Narcotics Which Can Cause True Drug Addiction Demerol, Methadones) | Male | 0 | 0 | 0 | 0 | 0 | 0 | 0 |
| | Female | 0 | 0 | 0 | 0 | 0 | 0 | 0 |
| Other - Dangerous Nonnarcotic Drugs (Barbiturates, Benzedrine) | Male | 0 | 0 | 0 | 0 | 0 | 0 | 0 |
| | Female | 0 | 0 | 0 | 0 | 0 | 0 | 0 |
| Possession: | | | | | | | | 0 |
| Opium or Cocaine and Their Derivatives (Morphine, Heroin, Codeine) | Male | 0 | 0 | 0 | 0 | 0 | 0 | 0 |
| | Female | 0 | 0 | 0 | 0 | 0 | 0 | 0 |
| Marijuana | Male | 0 | 0 | 0 | 0 | 0 | 3 | 3 |
| | Female | 0 | 0 | 0 | 0 | 0 | 1 | 1 |
| Synthetic Narcotics - Manufactured Narcotics Which Can Cause True Drug Addiction (Demerol, Methadones) | Male | 0 | 0 | 0 | 0 | 0 | 0 | 0 |
| | Female | 0 | 0 | 0 | 0 | 0 | 0 | 0 |
| Other - Dangerous Nonnarcotic Drugs (Barbiturates, Benzedrine) | Male | 0 | 0 | 0 | 0 | 0 | 0 | 0 |
| | Female | 0 | 0 | 0 | 0 | 0 | 0 | 0 |
| Total Drug Abuse Violations: | Male | 0 | 0 | 0 | 0 | 0 | 3 | 3 |
| | Female | 0 | 0 | 0 | 0 | 0 | 1 | 1 |

Gambling:

| | | Under10 | 10-12 | 13-14 | 15 | 16 | 17 | Total |
|-----------------------------------|---------------|----------------|--------------|--------------|-----------|-----------|-----------|--------------|
| Bookmaking (Horse and Sport Book) | Male | 0 | 0 | 0 | 0 | 0 | 0 | 0 |
| | Female | 0 | 0 | 0 | 0 | 0 | 0 | 0 |
| Numbers and Lottery | Male | 0 | 0 | 0 | 0 | 0 | 0 | 0 |
| | Female | 0 | 0 | 0 | 0 | 0 | 0 | 0 |
| All Other Gambling | Male | 0 | 0 | 0 | 0 | 0 | 0 | 0 |
| | Female | 0 | 0 | 0 | 0 | 0 | 0 | 0 |
| Total Gambling Violations: | Male | 0 | 0 | 0 | 0 | 0 | 0 | 0 |
| | Female | 0 | 0 | 0 | 0 | 0 | 0 | 0 |

Miscellaneous:

| | | Under10 | 10-12 | 13-14 | 15 | 16 | 17 | Total |
|--|---------------|----------------|--------------|--------------|-----------|-----------|-----------|--------------|
| Offenses Against the Family and Children | Male | 0 | 0 | 0 | 0 | 0 | 0 | 0 |
| | Female | 0 | 0 | 0 | 0 | 0 | 0 | 0 |
| Driving Under the Influence | Male | 0 | 0 | 0 | 0 | 0 | 0 | 0 |
| | Female | 0 | 0 | 0 | 0 | 0 | 0 | 0 |
| Liquor Laws | Male | 0 | 0 | 1 | 1 | 4 | 3 | 9 |
| | Female | 0 | 0 | 0 | 1 | 3 | 4 | 8 |
| Drunkenness | Male | 0 | 0 | 0 | 0 | 0 | 0 | 0 |
| | Female | 0 | 0 | 0 | 0 | 0 | 0 | 0 |
| Disorderly Conduct | Male | 0 | 0 | 0 | 0 | 0 | 0 | 0 |
| | Female | 0 | 0 | 0 | 0 | 0 | 0 | 0 |
| Vagrancy | Male | 0 | 0 | 0 | 0 | 0 | 0 | 0 |
| | Female | 0 | 0 | 0 | 0 | 0 | 0 | 0 |
| All Other Offenses (Except Traffic) | Male | 2 | 9 | 17 | 20 | 8 | 3 | 59 |
| | Female | 2 | 4 | 6 | 3 | 1 | 3 | 19 |
| Suspicion | Male | 0 | 2 | 0 | 0 | 0 | 0 | 2 |
| | Female | 0 | 0 | 0 | 0 | 0 | 0 | 0 |
| Total Miscellaneous Violations: | Male | 2 | 11 | 18 | 21 | 12 | 6 | 70 |
| | Female | 2 | 4 | 6 | 4 | 4 | 7 | 27 |

Human Trafficking:

| | | Under10 | 10-12 | 13-14 | 15 | 16 | 17 | Total |
|--|---------------|----------------|--------------|--------------|-----------|-----------|-----------|--------------|
| Human Trafficking/ Commercial Sex Acts | Male | 0 | 0 | 0 | 0 | 0 | 0 | 0 |
| | Female | 0 | 0 | 0 | 0 | 0 | 0 | 0 |
| Human Trafficking/ Involuntary Servitude | Male | 0 | 0 | 0 | 0 | 0 | 0 | 0 |
| | Female | 0 | 0 | 0 | 0 | 0 | 0 | 0 |
| Total Human Trafficking Violations: | Male | 0 | 0 | 0 | 0 | 0 | 0 | 0 |
| | Female | 0 | 0 | 0 | 0 | 0 | 0 | 0 |

2016 Fallon PD Arrests - Juvenile
Under 18 Years of Age

| Index Crime: | | Under10 | 10-12 | 13-14 | 15 | 16 | 17 | Total |
|--|--------|----------|----------|----------|----------|----------|----------|----------|
| Murder and Nonnegligent Manslaughter | Male | 0 | 0 | 0 | 0 | 0 | 0 | 0 |
| | Female | 0 | 0 | 0 | 0 | 0 | 0 | 0 |
| Manslaughter by Negligence | Male | 0 | 0 | 0 | 0 | 0 | 0 | 0 |
| | Female | 0 | 0 | 0 | 0 | 0 | 0 | 0 |
| Rape | Male | 0 | 0 | 0 | 0 | 0 | 0 | 0 |
| | Female | 0 | 0 | 0 | 0 | 0 | 0 | 0 |
| Robbery | Male | 0 | 0 | 0 | 0 | 0 | 0 | 0 |
| | Female | 0 | 0 | 0 | 0 | 0 | 0 | 0 |
| Aggravated Assault (Return A - 4a-d) | Male | 0 | 0 | 1 | 0 | 0 | 0 | 1 |
| | Female | 0 | 0 | 0 | 0 | 0 | 0 | 0 |
| Burglary - Breaking or Entering | Male | 0 | 0 | 0 | 0 | 0 | 0 | 0 |
| | Female | 0 | 0 | 0 | 0 | 0 | 0 | 0 |
| Larceny - Theft (Except Motor Vehicle Theft) | Male | 0 | 0 | 0 | 1 | 1 | 0 | 2 |
| | Female | 0 | 0 | 0 | 1 | 0 | 3 | 4 |
| Motor Vehicle Theft | Male | 0 | 0 | 0 | 0 | 0 | 0 | 0 |
| | Female | 0 | 0 | 0 | 0 | 0 | 0 | 0 |
| Arson | Male | 0 | 0 | 0 | 0 | 0 | 0 | 0 |
| | Female | 0 | 0 | 0 | 0 | 0 | 0 | 0 |
| Total Index Crimes Violations: Male | | 0 | 0 | 1 | 1 | 1 | 0 | 3 |
| Female | | 0 | 0 | 0 | 1 | 0 | 3 | 4 |

| Other Offenses: | | Under10 | 10-12 | 13-14 | 15 | 16 | 17 | Total |
|--|--------|----------|----------|----------|----------|----------|----------|----------|
| Other Assaults (Return A - 4e) | Male | 0 | 0 | 0 | 2 | 0 | 0 | 2 |
| | Female | 0 | 0 | 1 | 0 | 0 | 1 | 2 |
| Forgery and Counterfeiting | Male | 0 | 0 | 0 | 0 | 0 | 0 | 0 |
| | Female | 0 | 0 | 0 | 0 | 0 | 0 | 0 |
| Fraud | Male | 0 | 0 | 0 | 0 | 0 | 0 | 0 |
| | Female | 0 | 0 | 0 | 0 | 0 | 0 | 0 |
| Embezzlement | Male | 0 | 0 | 0 | 0 | 0 | 0 | 0 |
| | Female | 0 | 0 | 0 | 0 | 0 | 0 | 0 |
| Stolen Property; Buying, Receiving, Possessing | Male | 0 | 0 | 0 | 0 | 0 | 0 | 0 |
| | Female | 0 | 0 | 0 | 0 | 0 | 0 | 0 |
| Vandalism | Male | 0 | 0 | 0 | 0 | 0 | 0 | 0 |
| | Female | 0 | 0 | 0 | 0 | 0 | 0 | 0 |
| Weapons; Carrying, Possessing, etc. | Male | 0 | 0 | 0 | 0 | 0 | 0 | 0 |
| | Female | 0 | 0 | 0 | 0 | 0 | 0 | 0 |
| Total Other Offense Violations: Male | | 0 | 0 | 0 | 2 | 0 | 0 | 2 |
| Female | | 0 | 0 | 1 | 0 | 0 | 1 | 2 |

| Prostitution and Commercialized Vice: | | Under10 | 10-12 | 13-14 | 15 | 16 | 17 | Total |
|--|--------|----------|----------|----------|----------|----------|----------|----------|
| Prostitution | Male | 0 | 0 | 0 | 0 | 0 | 0 | 0 |
| | Female | 0 | 0 | 0 | 0 | 0 | 0 | 0 |
| Assisting or Promoting Prostitution | Male | 0 | 0 | 0 | 0 | 0 | 0 | 0 |
| | Female | 0 | 0 | 0 | 0 | 0 | 0 | 0 |
| Purchasing Prostitution | Male | 0 | 0 | 0 | 0 | 0 | 0 | 0 |
| | Female | 0 | 0 | 0 | 0 | 0 | 0 | 0 |
| Sex Offenses (Except Forcible Rape and Prostitution) | Male | 0 | 0 | 0 | 0 | 0 | 0 | 0 |
| | Female | 0 | 0 | 0 | 0 | 0 | 0 | 0 |
| Total Prostitution & Commercialized Vice Violations: Male | | 0 | 0 | 0 | 0 | 0 | 0 | 0 |
| Female | | 0 | 0 | 0 | 0 | 0 | 0 | 0 |

2016 Fallon PD Arrests - Juvenile
Under 18 Years of Age

Drug Abuse Violations:

| Sale/Manufacturing: | | Under10 | 10-12 | 13-14 | 15 | 16 | 17 | Total |
|--|--------|----------------|--------------|--------------|-----------|-----------|-----------|--------------|
| Opium or Cocaine and Their Derivatives (Morphine, Heroin, Codeine) | Male | 0 | 0 | 0 | 0 | 0 | 0 | 0 |
| | Female | 0 | 0 | 0 | 0 | 0 | 0 | 0 |
| Marijuana | Male | 0 | 0 | 0 | 0 | 0 | 0 | 0 |
| | Female | 0 | 0 | 0 | 0 | 0 | 0 | 0 |
| Synthetic Narcotics - Manufactured Narcotics Which Can Cause True Drug Addiction Demerol, Methadones) | Male | 0 | 0 | 0 | 0 | 0 | 0 | 0 |
| | Female | 0 | 0 | 0 | 0 | 0 | 0 | 0 |
| Other - Dangerous Nonnarcotic Drugs (Barbiturates, Benzedrine) | Male | 0 | 0 | 0 | 0 | 0 | 0 | 0 |
| | Female | 0 | 0 | 0 | 0 | 0 | 0 | 0 |
| Possession: | | | | | | | | 0 |
| Opium or Cocaine and Their Derivatives (Morphine, Heroin, Codeine) | Male | 0 | 0 | 0 | 0 | 0 | 0 | 0 |
| | Female | 0 | 0 | 0 | 0 | 0 | 0 | 0 |
| Marijuana | Male | 0 | 0 | 0 | 0 | 1 | 0 | 1 |
| | Female | 0 | 0 | 1 | 1 | 0 | 0 | 2 |
| Synthetic Narcotics - Manufactured Narcotics Which Can Cause True Drug Addiction (Demerol, Methadones) | Male | 0 | 0 | 0 | 0 | 0 | 0 | 0 |
| | Female | 0 | 0 | 0 | 0 | 0 | 0 | 0 |
| Other - Dangerous Nonnarcotic Drugs (Barbiturates, Benzedrine) | Male | 0 | 0 | 0 | 1 | 1 | 0 | 2 |
| | Female | 0 | 0 | 0 | 0 | 0 | 0 | 0 |
| Total Drug Abuse Violations: | | Male | 0 | 0 | 0 | 1 | 2 | 3 |
| | | Female | 0 | 0 | 1 | 1 | 0 | 2 |

Gambling:

| | | Under10 | 10-12 | 13-14 | 15 | 16 | 17 | Total |
|-----------------------------------|--------|----------------|--------------|--------------|-----------|-----------|-----------|--------------|
| Bookmaking (Horse and Sport Book) | Male | 0 | 0 | 0 | 0 | 0 | 0 | 0 |
| | Female | 0 | 0 | 0 | 0 | 0 | 0 | 0 |
| Numbers and Lottery | Male | 0 | 0 | 0 | 0 | 0 | 0 | 0 |
| | Female | 0 | 0 | 0 | 0 | 0 | 0 | 0 |
| All Other Gambling | Male | 0 | 0 | 0 | 0 | 0 | 0 | 0 |
| | Female | 0 | 0 | 0 | 0 | 0 | 0 | 0 |
| Total Gambling Violations: | | Male | 0 | 0 | 0 | 0 | 0 | 0 |
| | | Female | 0 | 0 | 0 | 0 | 0 | 0 |

Miscellaneous:

| | | Under10 | 10-12 | 13-14 | 15 | 16 | 17 | Total |
|--|--------|----------------|--------------|--------------|-----------|-----------|-----------|--------------|
| Offenses Against the Family and Children | Male | 0 | 0 | 0 | 0 | 0 | 0 | 0 |
| | Female | 0 | 0 | 0 | 0 | 0 | 0 | 0 |
| Driving Under the Influence | Male | 0 | 0 | 0 | 0 | 0 | 1 | 1 |
| | Female | 0 | 0 | 0 | 0 | 0 | 1 | 1 |
| Liquor Laws | Male | 0 | 0 | 1 | 0 | 0 | 0 | 1 |
| | Female | 0 | 0 | 0 | 1 | 1 | 1 | 3 |
| Drunkenness | Male | 0 | 0 | 0 | 0 | 0 | 0 | 0 |
| | Female | 0 | 0 | 0 | 0 | 0 | 0 | 0 |
| Disorderly Conduct | Male | 0 | 0 | 0 | 0 | 0 | 0 | 0 |
| | Female | 0 | 0 | 0 | 0 | 0 | 0 | 0 |
| Vagrancy | Male | 0 | 0 | 0 | 0 | 0 | 0 | 0 |
| | Female | 0 | 0 | 0 | 0 | 0 | 0 | 0 |
| All Other Offenses (Except Traffic) | Male | 0 | 0 | 0 | 0 | 0 | 0 | 0 |
| | Female | 0 | 0 | 0 | 0 | 0 | 0 | 0 |
| Suspicion | Male | 0 | 0 | 0 | 0 | 0 | 0 | 0 |
| | Female | 0 | 0 | 0 | 0 | 0 | 0 | 0 |
| Total Miscellaneous Violations: | | Male | 0 | 0 | 1 | 0 | 1 | 2 |
| | | Female | 0 | 0 | 0 | 1 | 2 | 4 |

Human Trafficking:

| | | Under10 | 10-12 | 13-14 | 15 | 16 | 17 | Total |
|--|--------|----------------|--------------|--------------|-----------|-----------|-----------|--------------|
| Human Trafficking/ Commercial Sex Acts | Male | 0 | 0 | 0 | 0 | 0 | 0 | 0 |
| | Female | 0 | 0 | 0 | 0 | 0 | 0 | 0 |
| Human Trafficking/ Involuntary Servitude | Male | 0 | 0 | 0 | 0 | 0 | 0 | 0 |
| | Female | 0 | 0 | 0 | 0 | 0 | 0 | 0 |
| Total Human Trafficking Violations: | | Male | 0 | 0 | 0 | 0 | 0 | 0 |
| | | Female | 0 | 0 | 0 | 0 | 0 | 0 |

2016 Clark County Arrests - Juvenile
Under 18 Years of Age

| Index Crime: | | Under10 | 10-12 | 13-14 | 15 | 16 | 17 | Total |
|--|---------------|----------|-----------|------------|------------|------------|------------|--------------|
| Murder and Nonnegligent Manslaughter | Male | 0 | 0 | 0 | 0 | 2 | 2 | 4 |
| | Female | 0 | 0 | 0 | 0 | 0 | 0 | 0 |
| Manslaughter by Negligence | Male | 0 | 0 | 0 | 0 | 0 | 0 | 0 |
| | Female | 0 | 0 | 0 | 0 | 0 | 0 | 0 |
| Rape | Male | 3 | 5 | 12 | 5 | 3 | 8 | 36 |
| | Female | 0 | 1 | 1 | 0 | 0 | 0 | 2 |
| Robbery | Male | 0 | 5 | 43 | 62 | 87 | 111 | 308 |
| | Female | 0 | 2 | 11 | 9 | 10 | 12 | 44 |
| Aggravated Assault (Return A - 4a-d) | Male | 1 | 20 | 69 | 44 | 49 | 65 | 248 |
| | Female | 0 | 5 | 32 | 21 | 26 | 12 | 96 |
| Burglary - Breaking or Entering | Male | 1 | 13 | 34 | 39 | 52 | 41 | 180 |
| | Female | 0 | 2 | 5 | 3 | 3 | 1 | 14 |
| Larceny - Theft (Except Motor Vehicle Theft) | Male | 2 | 15 | 94 | 57 | 79 | 121 | 368 |
| | Female | 0 | 6 | 46 | 45 | 54 | 58 | 209 |
| Motor Vehicle Theft | Male | 1 | 1 | 19 | 15 | 19 | 17 | 72 |
| | Female | 0 | 1 | 3 | 6 | 4 | 1 | 15 |
| Arson | Male | 0 | 0 | 0 | 1 | 0 | 1 | 2 |
| | Female | 0 | 0 | 3 | 0 | 0 | 0 | 3 |
| Total Index Crimes Violations: | | | | | | | | |
| | Male | 8 | 59 | 271 | 223 | 291 | 366 | 1,218 |
| | Female | 0 | 17 | 101 | 84 | 97 | 84 | 383 |

| Other Offenses: | | Under10 | 10-12 | 13-14 | 15 | 16 | 17 | Total |
|--|---------------|----------|-----------|------------|------------|------------|------------|------------|
| Other Assaults (Return A - 4e) | Male | 1 | 51 | 173 | 144 | 127 | 156 | 652 |
| | Female | 1 | 30 | 134 | 97 | 84 | 95 | 441 |
| Forgery and Counterfeiting | Male | 0 | 0 | 0 | 1 | 0 | 1 | 2 |
| | Female | 0 | 0 | 3 | 0 | 0 | 0 | 3 |
| Fraud | Male | 0 | 0 | 1 | 0 | 3 | 4 | 8 |
| | Female | 0 | 0 | 0 | 0 | 1 | 0 | 1 |
| Embezzlement | Male | 0 | 0 | 1 | 5 | 3 | 3 | 12 |
| | Female | 0 | 0 | 1 | 2 | 2 | 2 | 7 |
| Stolen Property; Buying, Receiving, Possessing | Male | 0 | 0 | 0 | 0 | 0 | 1 | 1 |
| | Female | 0 | 0 | 0 | 0 | 0 | 0 | 0 |
| Vandalism | Male | 0 | 3 | 15 | 16 | 36 | 40 | 110 |
| | Female | 0 | 0 | 2 | 0 | 3 | 5 | 10 |
| Weapons; Carrying, Possessing, etc. | Male | 1 | 18 | 29 | 18 | 23 | 40 | 129 |
| | Female | 0 | 4 | 13 | 6 | 3 | 5 | 31 |
| Total Other Offense Violations: | | | | | | | | |
| | Male | 2 | 72 | 219 | 184 | 192 | 245 | 914 |
| | Female | 1 | 34 | 153 | 105 | 93 | 107 | 493 |

| Prostitution and Commercialized Vice: | | Under10 | 10-12 | 13-14 | 15 | 16 | 17 | Total |
|--|--------|---------|-------|-------|----|----|----|-------|
| Prostitution | Male | 0 | 0 | 1 | 1 | 1 | 2 | 5 |
| | Female | 0 | 0 | 4 | 7 | 14 | 38 | 63 |
| Assisting or Promoting Prostitution | Male | 0 | 0 | 0 | 0 | 0 | 0 | 0 |
| | Female | 0 | 0 | 0 | 0 | 0 | 0 | 0 |
| Purchasing Prostitution | Male | 0 | 0 | 0 | 0 | 0 | 0 | 0 |
| | Female | 0 | 0 | 0 | 0 | 0 | 0 | 0 |
| Sex Offenses (Except Forcible Rape and Prostitution) | Male | 0 | 3 | 6 | 3 | 2 | 4 | 18 |
| | Female | 1 | 0 | 1 | 0 | 0 | 1 | 3 |

Total Prostitution & Commercialized Vice Violations:

| | | | | | | | |
|---------------|----------|----------|----------|----------|-----------|-----------|-----------|
| Male | 0 | 3 | 7 | 4 | 3 | 6 | 23 |
| Female | 1 | 0 | 5 | 7 | 14 | 39 | 66 |

2016 Clark County Arrests - Juvenile
Under 18 Years of Age

Drug Abuse Violations:

| Sale/Manufacturing: | | Under10 | 10-12 | 13-14 | 15 | 16 | 17 | Total |
|--|--------|----------------|--------------|--------------|-----------|-----------|------------|--------------|
| Opium or Cocaine and Their Derivatives (Morphine, Heroin, Codeine) | Male | 0 | 0 | 0 | 0 | 3 | 2 | 5 |
| | Female | 0 | 0 | 0 | 0 | 0 | 0 | 0 |
| Marijuana | Male | 0 | 3 | 5 | 9 | 11 | 19 | 47 |
| | Female | 0 | 0 | 2 | 2 | 2 | 1 | 7 |
| Synthetic Narcotics - Manufactured Narcotics Which Can Cause True Drug Addiction Demerol, Methadones) | Male | 0 | 0 | 0 | 0 | 1 | 4 | 5 |
| | Female | 0 | 0 | 0 | 0 | 0 | 0 | 0 |
| Other - Dangerous Nonnarcotic Drugs (Barbiturates, Benzedrine) | Male | 0 | 0 | 2 | 1 | 4 | 3 | 10 |
| | Female | 0 | 0 | 1 | 0 | 0 | 0 | 1 |
| Possession: | | | | | | | | 0 |
| Opium or Cocaine and Their Derivatives (Morphine, Heroin, Codeine) | Male | 0 | 0 | 0 | 1 | 2 | 1 | 4 |
| | Female | 0 | 0 | 0 | 1 | 0 | 1 | 2 |
| Marijuana | Male | 0 | 3 | 29 | 42 | 71 | 126 | 271 |
| | Female | 0 | 1 | 13 | 7 | 12 | 23 | 56 |
| Synthetic Narcotics - Manufactured Narcotics Which Can Cause True Drug Addiction (Demerol, Methadones) | Male | 0 | 0 | 1 | 2 | 3 | 1 | 7 |
| | Female | 0 | 0 | 0 | 1 | 0 | 1 | 2 |
| Other - Dangerous Nonnarcotic Drugs (Barbiturates, Benzedrine) | Male | 0 | 0 | 3 | 7 | 7 | 12 | 29 |
| | Female | 0 | 0 | 1 | 1 | 1 | 6 | 9 |
| Total Drug Abuse Violations: | | Male | 0 | 6 | 40 | 62 | 102 | 378 |
| | | Female | 0 | 1 | 17 | 12 | 15 | 77 |

Gambling:

| | | Under10 | 10-12 | 13-14 | 15 | 16 | 17 | Total |
|-----------------------------------|--------|----------------|--------------|--------------|-----------|-----------|-----------|--------------|
| Bookmaking (Horse and Sport Book) | Male | 0 | 0 | 0 | 0 | 0 | 0 | 0 |
| | Female | 0 | 0 | 0 | 0 | 0 | 0 | 0 |
| Numbers and Lottery | Male | 0 | 0 | 0 | 0 | 0 | 0 | 0 |
| | Female | 0 | 0 | 0 | 0 | 0 | 0 | 0 |
| All Other Gambling | Male | 0 | 0 | 0 | 0 | 0 | 1 | 1 |
| | Female | 0 | 0 | 0 | 1 | 0 | 0 | 1 |
| Total Gambling Violations: | | Male | 0 | 0 | 0 | 0 | 1 | 1 |
| | | Female | 0 | 0 | 0 | 1 | 0 | 1 |

Miscellaneous:

| | | Under10 | 10-12 | 13-14 | 15 | 16 | 17 | Total |
|--|--------|----------------|--------------|--------------|------------|------------|------------|--------------|
| Offenses Against the Family and Children | Male | 0 | 0 | 0 | 2 | 1 | 1 | 4 |
| | Female | 0 | 0 | 0 | 0 | 0 | 1 | 1 |
| Driving Under the Influence | Male | 0 | 0 | 0 | 0 | 6 | 13 | 19 |
| | Female | 0 | 0 | 0 | 0 | 2 | 4 | 6 |
| Liquor Laws | Male | 0 | 0 | 5 | 16 | 35 | 35 | 91 |
| | Female | 0 | 1 | 5 | 5 | 9 | 13 | 33 |
| Drunkenness | Male | 0 | 0 | 0 | 0 | 0 | 0 | 0 |
| | Female | 0 | 0 | 0 | 0 | 0 | 0 | 0 |
| Disorderly Conduct | Male | 0 | 4 | 15 | 11 | 11 | 8 | 49 |
| | Female | 0 | 1 | 11 | 6 | 3 | 4 | 25 |
| Vagrancy | Male | 0 | 0 | 0 | 0 | 1 | 0 | 1 |
| | Female | 0 | 0 | 1 | 0 | 4 | 1 | 6 |
| All Other Offenses (Except Traffic) | Male | 3 | 31 | 130 | 167 | 166 | 214 | 711 |
| | Female | 3 | 11 | 58 | 42 | 66 | 47 | 227 |
| Suspicion | Male | 0 | 0 | 0 | 0 | 0 | 0 | 0 |
| | Female | 0 | 0 | 0 | 0 | 0 | 0 | 0 |
| Total Miscellaneous Violations: | | Male | 3 | 35 | 150 | 196 | 220 | 875 |
| | | Female | 3 | 13 | 75 | 53 | 84 | 298 |

Human Trafficking:

| | | Under10 | 10-12 | 13-14 | 15 | 16 | 17 | Total |
|--|--------|----------------|--------------|--------------|-----------|-----------|-----------|--------------|
| Human Trafficking/ Commercial Sex Acts | Male | 0 | 0 | 0 | 0 | 0 | 0 | 0 |
| | Female | 0 | 0 | 0 | 0 | 0 | 0 | 0 |
| Human Trafficking/ Involuntary Servitude | Male | 0 | 0 | 0 | 0 | 0 | 0 | 0 |
| | Female | 0 | 0 | 0 | 0 | 0 | 0 | 0 |
| Total Human Trafficking Violations: | | Male | 0 | 0 | 0 | 0 | 0 | 0 |
| | | Female | 0 | 0 | 0 | 0 | 0 | 0 |

2016 Boulder City PD Arrests - Juvenile
Under 18 Years of Age

| Index Crime: | | Under10 | 10-12 | 13-14 | 15 | 16 | 17 | Total |
|--|--------|---------|-------|-------|----|----|----|-------|
| Murder and Nonnegligent Manslaughter | Male | 0 | 0 | 0 | 0 | 0 | 0 | 0 |
| | Female | 0 | 0 | 0 | 0 | 0 | 0 | 0 |
| Manslaughter by Negligence | Male | 0 | 0 | 0 | 0 | 0 | 0 | 0 |
| | Female | 0 | 0 | 0 | 0 | 0 | 0 | 0 |
| Rape | Male | 0 | 0 | 0 | 0 | 0 | 0 | 0 |
| | Female | 0 | 0 | 0 | 0 | 0 | 0 | 0 |
| Robbery | Male | 0 | 0 | 0 | 0 | 0 | 0 | 0 |
| | Female | 0 | 0 | 0 | 0 | 0 | 0 | 0 |
| Aggravated Assault (Return A - 4a-d) | Male | 0 | 0 | 0 | 0 | 0 | 0 | 0 |
| | Female | 0 | 0 | 0 | 0 | 0 | 0 | 0 |
| Burglary - Breaking or Entering | Male | 0 | 0 | 0 | 0 | 0 | 0 | 0 |
| | Female | 0 | 0 | 0 | 0 | 0 | 0 | 0 |
| Larceny - Theft (Except Motor Vehicle Theft) | Male | 0 | 0 | 1 | 0 | 1 | 0 | 2 |
| | Female | 0 | 0 | 0 | 0 | 1 | 0 | 1 |
| Motor Vehicle Theft | Male | 0 | 0 | 0 | 0 | 0 | 0 | 0 |
| | Female | 0 | 0 | 1 | 0 | 0 | 0 | 1 |
| Arson | Male | 0 | 0 | 0 | 0 | 0 | 0 | 0 |
| | Female | 0 | 0 | 0 | 0 | 0 | 0 | 0 |
| Total Index Crimes Violations: Male | | 0 | 0 | 1 | 0 | 1 | 0 | 2 |
| Female | | 0 | 0 | 1 | 0 | 1 | 0 | 2 |

| Other Offenses: | | Under10 | 10-12 | 13-14 | 15 | 16 | 17 | Total |
|--|--------|---------|-------|-------|----|----|----|-------|
| Other Assaults (Return A - 4e) | Male | 0 | 5 | 2 | 1 | 0 | 0 | 8 |
| | Female | 0 | 0 | 1 | 0 | 0 | 0 | 1 |
| Forgery and Counterfeiting | Male | 0 | 0 | 0 | 0 | 0 | 0 | 0 |
| | Female | 0 | 0 | 0 | 0 | 0 | 0 | 0 |
| Fraud | Male | 0 | 0 | 0 | 0 | 0 | 0 | 0 |
| | Female | 0 | 0 | 0 | 0 | 0 | 0 | 0 |
| Embezzlement | Male | 0 | 0 | 0 | 0 | 0 | 0 | 0 |
| | Female | 0 | 0 | 0 | 0 | 0 | 0 | 0 |
| Stolen Property; Buying, Receiving, Possessing | Male | 0 | 0 | 0 | 0 | 0 | 0 | 0 |
| | Female | 0 | 0 | 0 | 0 | 0 | 0 | 0 |
| Vandalism | Male | 0 | 0 | 1 | 0 | 0 | 1 | 2 |
| | Female | 0 | 0 | 0 | 0 | 0 | 0 | 0 |
| Weapons; Carrying, Possessing, etc. | Male | 0 | 0 | 2 | 0 | 0 | 0 | 2 |
| | Female | 0 | 0 | 0 | 0 | 0 | 0 | 0 |
| Total Other Offense Violations: Male | | 0 | 5 | 5 | 1 | 0 | 1 | 12 |
| Female | | 0 | 0 | 1 | 0 | 0 | 0 | 1 |

| Prostitution and Commercialized Vice: | | Under10 | 10-12 | 13-14 | 15 | 16 | 17 | Total |
|---|--------|---------|-------|-------|----|----|----|-------|
| Prostitution | Male | 0 | 0 | 0 | 0 | 0 | 0 | 0 |
| | Female | 0 | 0 | 0 | 0 | 0 | 0 | 0 |
| Assisting or Promoting Prostitution | Male | 0 | 0 | 0 | 0 | 0 | 0 | 0 |
| | Female | 0 | 0 | 0 | 0 | 0 | 0 | 0 |
| Purchasing Prostitution | Male | 0 | 0 | 0 | 0 | 0 | 0 | 0 |
| | Female | 0 | 0 | 0 | 0 | 0 | 0 | 0 |
| Sex Offenses (Except Forcible Rape and Prostitution) | Male | 0 | 0 | 0 | 0 | 0 | 0 | 0 |
| | Female | 0 | 0 | 0 | 0 | 0 | 0 | 0 |
| Total Prostitution & Commercialized Vice Violations: Male | | 0 | 0 | 0 | 0 | 0 | 0 | 0 |
| Female | | 0 | 0 | 0 | 0 | 0 | 0 | 0 |

2016 Boulder City PD Arrests - Juvenile
Under 18 Years of Age

Drug Abuse Violations:

| Sale/Manufacturing: | | Under10 | 10-12 | 13-14 | 15 | 16 | 17 | Total |
|--|---------------|----------------|--------------|--------------|-----------|-----------|-----------|--------------|
| Opium or Cocaine and Their Derivatives (Morphine, Heroin, Codeine) | Male | 0 | 0 | 0 | 0 | 0 | 0 | 0 |
| | Female | 0 | 0 | 0 | 0 | 0 | 0 | 0 |
| Marijuana | Male | 0 | 0 | 0 | 0 | 0 | 0 | 0 |
| | Female | 0 | 0 | 0 | 0 | 0 | 0 | 0 |
| Synthetic Narcotics - Manufactured Narcotics Which Can Cause True Drug Addiction Demerol, Methadones) | Male | 0 | 0 | 0 | 0 | 0 | 0 | 0 |
| | Female | 0 | 0 | 0 | 0 | 0 | 0 | 0 |
| Other - Dangerous Nonnarcotic Drugs (Barbiturates, Benzedrine) | Male | 0 | 0 | 0 | 0 | 0 | 0 | 0 |
| | Female | 0 | 0 | 0 | 0 | 0 | 0 | 0 |
| Possession: | | | | | | | | 0 |
| Opium or Cocaine and Their Derivatives (Morphine, Heroin, Codeine) | Male | 0 | 0 | 0 | 0 | 0 | 0 | 0 |
| | Female | 0 | 0 | 0 | 0 | 0 | 0 | 0 |
| Marijuana | Male | 0 | 0 | 2 | 1 | 0 | 1 | 4 |
| | Female | 0 | 0 | 0 | 0 | 0 | 0 | 0 |
| Synthetic Narcotics - Manufactured Narcotics Which Can Cause True Drug Addiction (Demerol, Methadones) | Male | 0 | 0 | 0 | 0 | 0 | 0 | 0 |
| | Female | 0 | 0 | 0 | 0 | 0 | 0 | 0 |
| Other - Dangerous Nonnarcotic Drugs (Barbiturates, Benzedrine) | Male | 0 | 0 | 0 | 0 | 0 | 0 | 0 |
| | Female | 0 | 0 | 0 | 0 | 0 | 0 | 0 |
| Total Drug Abuse Violations: | Male | 0 | 0 | 2 | 1 | 0 | 1 | 4 |
| | Female | 0 | 0 | 0 | 0 | 0 | 0 | 0 |

Gambling:

| | | Under10 | 10-12 | 13-14 | 15 | 16 | 17 | Total |
|-----------------------------------|---------------|----------------|--------------|--------------|-----------|-----------|-----------|--------------|
| Bookmaking (Horse and Sport Book) | Male | 0 | 0 | 0 | 0 | 0 | 0 | 0 |
| | Female | 0 | 0 | 0 | 0 | 0 | 0 | 0 |
| Numbers and Lottery | Male | 0 | 0 | 0 | 0 | 0 | 0 | 0 |
| | Female | 0 | 0 | 0 | 0 | 0 | 0 | 0 |
| All Other Gambling | Male | 0 | 0 | 0 | 0 | 0 | 0 | 0 |
| | Female | 0 | 0 | 0 | 0 | 0 | 0 | 0 |
| Total Gambling Violations: | Male | 0 | 0 | 0 | 0 | 0 | 0 | 0 |
| | Female | 0 | 0 | 0 | 0 | 0 | 0 | 0 |

Miscellaneous:

| | | Under10 | 10-12 | 13-14 | 15 | 16 | 17 | Total |
|--|---------------|----------------|--------------|--------------|-----------|-----------|-----------|--------------|
| Offenses Against the Family and Children | Male | 0 | 0 | 0 | 0 | 0 | 0 | 0 |
| | Female | 0 | 0 | 0 | 0 | 0 | 0 | 0 |
| Driving Under the Influence | Male | 0 | 0 | 0 | 0 | 0 | 1 | 1 |
| | Female | 0 | 0 | 0 | 0 | 0 | 0 | 0 |
| Liquor Laws | Male | 0 | 0 | 0 | 0 | 0 | 2 | 2 |
| | Female | 0 | 0 | 0 | 0 | 2 | 1 | 3 |
| Drunkenness | Male | 0 | 0 | 0 | 0 | 0 | 0 | 0 |
| | Female | 0 | 0 | 0 | 0 | 0 | 0 | 0 |
| Disorderly Conduct | Male | 0 | 0 | 0 | 1 | 0 | 1 | 2 |
| | Female | 0 | 0 | 0 | 0 | 0 | 0 | 0 |
| Vagrancy | Male | 0 | 0 | 0 | 0 | 0 | 0 | 0 |
| | Female | 0 | 0 | 0 | 0 | 0 | 0 | 0 |
| All Other Offenses (Except Traffic) | Male | 0 | 0 | 0 | 1 | 2 | 2 | 5 |
| | Female | 0 | 0 | 1 | 1 | 0 | 0 | 2 |
| Suspicion | Male | 0 | 0 | 0 | 0 | 0 | 0 | 0 |
| | Female | 0 | 0 | 0 | 0 | 0 | 0 | 0 |
| Total Miscellaneous Violations: | Male | 0 | 0 | 0 | 2 | 2 | 6 | 10 |
| | Female | 0 | 0 | 1 | 1 | 2 | 1 | 5 |

Human Trafficking:

| | | Under10 | 10-12 | 13-14 | 15 | 16 | 17 | Total |
|--|---------------|----------------|--------------|--------------|-----------|-----------|-----------|--------------|
| Human Trafficking/ Commercial Sex Acts | Male | 0 | 0 | 0 | 0 | 0 | 0 | 0 |
| | Female | 0 | 0 | 0 | 0 | 0 | 0 | 0 |
| Human Trafficking/ Involuntary Servitude | Male | 0 | 0 | 0 | 0 | 0 | 0 | 0 |
| | Female | 0 | 0 | 0 | 0 | 0 | 0 | 0 |
| Total Human Trafficking Violations: | Male | 0 | 0 | 0 | 0 | 0 | 0 | 0 |
| | Female | 0 | 0 | 0 | 0 | 0 | 0 | 0 |

2016 Clark County School District PD Arrests - Juvenile
Under 18 Years of Age

| Index Crime: | | Under10 | 10-12 | 13-14 | 15 | 16 | 17 | Total |
|--|--------|----------|-----------|-----------|-----------|-----------|-----------|------------|
| Murder and Nonnegligent Manslaughter | Male | 0 | 0 | 0 | 0 | 0 | 0 | 0 |
| | Female | 0 | 0 | 0 | 0 | 0 | 0 | 0 |
| Manslaughter by Negligence | Male | 0 | 0 | 0 | 0 | 0 | 0 | 0 |
| | Female | 0 | 0 | 0 | 0 | 0 | 0 | 0 |
| Rape | Male | 0 | 0 | 0 | 0 | 0 | 0 | 0 |
| | Female | 0 | 0 | 0 | 0 | 0 | 0 | 0 |
| Robbery | Male | 0 | 0 | 2 | 3 | 3 | 3 | 11 |
| | Female | 0 | 0 | 0 | 0 | 0 | 0 | 0 |
| Aggravated Assault (Return A - 4a-d) | Male | 0 | 4 | 17 | 14 | 9 | 5 | 49 |
| | Female | 0 | 1 | 6 | 2 | 5 | 0 | 14 |
| Burglary - Breaking or Entering | Male | 0 | 6 | 12 | 10 | 10 | 7 | 45 |
| | Female | 0 | 0 | 1 | 1 | 0 | 0 | 2 |
| Larceny - Theft (Except Motor Vehicle Theft) | Male | 0 | 1 | 4 | 1 | 3 | 1 | 10 |
| | Female | 0 | 0 | 1 | 1 | 1 | 0 | 3 |
| Motor Vehicle Theft | Male | 0 | 0 | 0 | 0 | 0 | 0 | 0 |
| | Female | 0 | 0 | 0 | 0 | 0 | 0 | 0 |
| Arson | Male | 0 | 0 | 0 | 0 | 0 | 0 | 0 |
| | Female | 0 | 0 | 2 | 0 | 0 | 0 | 2 |
| Total Index Crimes Violations: Male | | 0 | 11 | 35 | 28 | 25 | 16 | 115 |
| Female | | 0 | 1 | 10 | 4 | 6 | 0 | 21 |

| Other Offenses: | | Under10 | 10-12 | 13-14 | 15 | 16 | 17 | Total |
|--|--------|----------|----------|-----------|----------|----------|-----------|-----------|
| Other Assaults (Return A - 4e) | Male | 0 | 3 | 13 | 8 | 8 | 9 | 41 |
| | Female | 0 | 4 | 11 | 6 | 3 | 10 | 34 |
| Forgery and Counterfeiting | Male | 0 | 0 | 0 | 0 | 0 | 0 | 0 |
| | Female | 0 | 0 | 2 | 0 | 0 | 0 | 2 |
| Fraud | Male | 0 | 0 | 1 | 0 | 0 | 0 | 1 |
| | Female | 0 | 0 | 0 | 0 | 0 | 0 | 0 |
| Embezzlement | Male | 0 | 0 | 0 | 0 | 0 | 0 | 0 |
| | Female | 0 | 0 | 0 | 0 | 0 | 0 | 0 |
| Stolen Property; Buying, Receiving, Possessing | Male | 0 | 0 | 0 | 0 | 0 | 0 | 0 |
| | Female | 0 | 0 | 0 | 0 | 0 | 0 | 0 |
| Vandalism | Male | 0 | 0 | 1 | 0 | 0 | 1 | 2 |
| | Female | 0 | 0 | 0 | 0 | 0 | 0 | 0 |
| Weapons; Carrying, Possessing, etc. | Male | 0 | 2 | 2 | 1 | 1 | 2 | 8 |
| | Female | 0 | 0 | 0 | 0 | 0 | 0 | 0 |
| Total Other Offense Violations: Male | | 0 | 5 | 17 | 9 | 9 | 12 | 52 |
| Female | | 0 | 4 | 13 | 6 | 3 | 10 | 36 |

| Prostitution and Commercialized Vice: | | Under10 | 10-12 | 13-14 | 15 | 16 | 17 | Total |
|--|--------|----------|----------|----------|----------|----------|----------|----------|
| Prostitution | Male | 0 | 0 | 0 | 0 | 0 | 0 | 0 |
| | Female | 0 | 0 | 0 | 0 | 0 | 0 | 0 |
| Assisting or Promoting Prostitution | Male | 0 | 0 | 0 | 0 | 0 | 0 | 0 |
| | Female | 0 | 0 | 0 | 0 | 0 | 0 | 0 |
| Purchasing Prostitution | Male | 0 | 0 | 0 | 0 | 0 | 0 | 0 |
| | Female | 0 | 0 | 0 | 0 | 0 | 0 | 0 |
| Sex Offenses (Except Forcible Rape and Prostitution) | Male | 0 | 0 | 0 | 0 | 0 | 0 | 0 |
| | Female | 0 | 0 | 0 | 0 | 0 | 0 | 0 |
| Total Prostitution & Commercialized Vice Violations: Male | | 0 | 0 | 0 | 0 | 0 | 0 | 0 |
| Female | | 0 | 0 | 0 | 0 | 0 | 0 | 0 |

2016 Clark County School District PD Arrests - Juvenile
Under 18 Years of Age

Drug Abuse Violations:

| Sale/Manufacturing: | | Under10 | 10-12 | 13-14 | 15 | 16 | 17 | Total |
|--|--------|----------------|--------------|--------------|-----------|-----------|-----------|--------------|
| Opium or Cocaine and Their Derivatives (Morphine, Heroin, Codeine) | Male | 0 | 0 | 0 | 0 | 0 | 0 | 0 |
| | Female | 0 | 0 | 0 | 0 | 0 | 0 | 0 |
| Marijuana | Male | 0 | 0 | 0 | 5 | 6 | 5 | 16 |
| | Female | 0 | 0 | 1 | 2 | 1 | 0 | 4 |
| Synthetic Narcotics - Manufactured Narcotics Which Can Cause True Drug Addiction Demerol, Methadones) | Male | 0 | 0 | 0 | 0 | 0 | 0 | 0 |
| | Female | 0 | 0 | 0 | 0 | 0 | 0 | 0 |
| Other - Dangerous Nonnarcotic Drugs (Barbiturates, Benzedrine) | Male | 0 | 0 | 2 | 1 | 2 | 1 | 6 |
| | Female | 0 | 0 | 1 | 0 | 0 | 0 | 1 |
| Possession: | | | | | | | | 0 |
| Opium or Cocaine and Their Derivatives (Morphine, Heroin, Codeine) | Male | 0 | 0 | 0 | 0 | 1 | 0 | 1 |
| | Female | 0 | 0 | 0 | 1 | 0 | 0 | 1 |
| Marijuana | Male | 0 | 0 | 4 | 5 | 5 | 5 | 19 |
| | Female | 0 | 0 | 2 | 0 | 0 | 3 | 5 |
| Synthetic Narcotics - Manufactured Narcotics Which Can Cause True Drug Addiction (Demerol, Methadones) | Male | 0 | 0 | 1 | 0 | 2 | 0 | 3 |
| | Female | 0 | 0 | 0 | 0 | 0 | 0 | 0 |
| Other - Dangerous Nonnarcotic Drugs (Barbiturates, Benzedrine) | Male | 0 | 0 | 1 | 1 | 1 | 0 | 3 |
| | Female | 0 | 0 | 0 | 1 | 0 | 2 | 3 |
| Total Drug Abuse Violations: Male | | 0 | 0 | 8 | 12 | 17 | 11 | 48 |
| Female | | 0 | 0 | 4 | 4 | 1 | 5 | 14 |

Gambling:

| | | Under10 | 10-12 | 13-14 | 15 | 16 | 17 | Total |
|--|--------|----------------|--------------|--------------|-----------|-----------|-----------|--------------|
| Bookmaking (Horse and Sport Book) | Male | 0 | 0 | 0 | 0 | 0 | 0 | 0 |
| | Female | 0 | 0 | 0 | 0 | 0 | 0 | 0 |
| Numbers and Lottery | Male | 0 | 0 | 0 | 0 | 0 | 0 | 0 |
| | Female | 0 | 0 | 0 | 0 | 0 | 0 | 0 |
| All Other Gambling | Male | 0 | 0 | 0 | 0 | 0 | 0 | 0 |
| | Female | 0 | 0 | 0 | 0 | 0 | 0 | 0 |
| Total Gambling Violations: Male | | 0 | 0 | 0 | 0 | 0 | 0 | 0 |
| Female | | 0 | 0 | 0 | 0 | 0 | 0 | 0 |

Miscellaneous:

| | | Under10 | 10-12 | 13-14 | 15 | 16 | 17 | Total |
|---|--------|----------------|--------------|--------------|-----------|-----------|-----------|--------------|
| Offenses Against the Family and Children | Male | 0 | 0 | 0 | 0 | 0 | 0 | 0 |
| | Female | 0 | 0 | 0 | 0 | 0 | 0 | 0 |
| Driving Under the Influence | Male | 0 | 0 | 0 | 0 | 0 | 0 | 0 |
| | Female | 0 | 0 | 0 | 0 | 0 | 0 | 0 |
| Liquor Laws | Male | 0 | 0 | 0 | 2 | 1 | 0 | 3 |
| | Female | 0 | 0 | 0 | 0 | 0 | 0 | 0 |
| Drunkenness | Male | 0 | 0 | 0 | 0 | 0 | 0 | 0 |
| | Female | 0 | 0 | 0 | 0 | 0 | 0 | 0 |
| Disorderly Conduct | Male | 0 | 3 | 12 | 8 | 3 | 3 | 29 |
| | Female | 0 | 0 | 8 | 3 | 2 | 0 | 13 |
| Vagrancy | Male | 0 | 0 | 0 | 0 | 0 | 0 | 0 |
| | Female | 0 | 0 | 0 | 0 | 0 | 0 | 0 |
| All Other Offenses (Except Traffic) | Male | 0 | 1 | 8 | 12 | 5 | 5 | 31 |
| | Female | 0 | 0 | 6 | 1 | 2 | 0 | 9 |
| Suspicion | Male | 0 | 0 | 0 | 0 | 0 | 0 | 0 |
| | Female | 0 | 0 | 0 | 0 | 0 | 0 | 0 |
| Total Miscellaneous Violations: Male | | 0 | 4 | 20 | 22 | 9 | 8 | 63 |
| Female | | 0 | 0 | 14 | 4 | 4 | 0 | 22 |

Human Trafficking:

| | | Under10 | 10-12 | 13-14 | 15 | 16 | 17 | Total |
|---|--------|----------------|--------------|--------------|-----------|-----------|-----------|--------------|
| Human Trafficking/ Commercial Sex Acts | Male | 0 | 0 | 0 | 0 | 0 | 0 | 0 |
| | Female | 0 | 0 | 0 | 0 | 0 | 0 | 0 |
| Human Trafficking/ Involuntary Servitude | Male | 0 | 0 | 0 | 0 | 0 | 0 | 0 |
| | Female | 0 | 0 | 0 | 0 | 0 | 0 | 0 |
| Total Human Trafficking Violations: Male | | 0 | 0 | 0 | 0 | 0 | 0 | 0 |
| Female | | 0 | 0 | 0 | 0 | 0 | 0 | 0 |

2016 College of Southern Nevada PD Arrests - Juvenile
Under 18 Years of Age

| Index Crime: | | Under10 | 10-12 | 13-14 | 15 | 16 | 17 | Total |
|--|--------|---------|-------|-------|----|----|----|-------|
| Murder and Nonnegligent Manslaughter | Male | 0 | 0 | 0 | 0 | 0 | 0 | 0 |
| | Female | 0 | 0 | 0 | 0 | 0 | 0 | 0 |
| Manslaughter by Negligence | Male | 0 | 0 | 0 | 0 | 0 | 0 | 0 |
| | Female | 0 | 0 | 0 | 0 | 0 | 0 | 0 |
| Rape | Male | 0 | 0 | 0 | 0 | 0 | 0 | 0 |
| | Female | 0 | 0 | 0 | 0 | 0 | 0 | 0 |
| Robbery | Male | 0 | 0 | 0 | 0 | 0 | 0 | 0 |
| | Female | 0 | 0 | 0 | 0 | 0 | 0 | 0 |
| Aggravated Assault (Return A - 4a-d) | Male | 0 | 0 | 0 | 0 | 0 | 0 | 0 |
| | Female | 0 | 0 | 0 | 0 | 0 | 0 | 0 |
| Burglary - Breaking or Entering | Male | 0 | 0 | 0 | 0 | 0 | 0 | 0 |
| | Female | 0 | 0 | 0 | 0 | 0 | 0 | 0 |
| Larceny - Theft (Except Motor Vehicle Theft) | Male | 0 | 0 | 0 | 0 | 0 | 0 | 0 |
| | Female | 0 | 0 | 0 | 0 | 0 | 0 | 0 |
| Motor Vehicle Theft | Male | 0 | 0 | 0 | 0 | 1 | 0 | 1 |
| | Female | 0 | 0 | 0 | 0 | 0 | 1 | 1 |
| Arson | Male | 0 | 0 | 0 | 0 | 0 | 0 | 0 |
| | Female | 0 | 0 | 0 | 0 | 0 | 0 | 0 |
| Total Index Crimes Violations: Male | | 0 | 0 | 0 | 0 | 1 | 0 | 1 |
| Female | | 0 | 0 | 0 | 0 | 0 | 1 | 1 |

| Other Offenses: | | Under10 | 10-12 | 13-14 | 15 | 16 | 17 | Total |
|--|--------|---------|-------|-------|----|----|----|-------|
| Other Assaults (Return A - 4e) | Male | 0 | 0 | 0 | 0 | 0 | 0 | 0 |
| | Female | 0 | 0 | 0 | 0 | 0 | 0 | 0 |
| Forgery and Counterfeiting | Male | 0 | 0 | 0 | 0 | 0 | 0 | 0 |
| | Female | 0 | 0 | 0 | 0 | 0 | 0 | 0 |
| Fraud | Male | 0 | 0 | 0 | 0 | 0 | 0 | 0 |
| | Female | 0 | 0 | 0 | 0 | 0 | 0 | 0 |
| Embezzlement | Male | 0 | 0 | 0 | 0 | 0 | 0 | 0 |
| | Female | 0 | 0 | 0 | 0 | 0 | 0 | 0 |
| Stolen Property; Buying, Receiving, Possessing | Male | 0 | 0 | 0 | 0 | 0 | 0 | 0 |
| | Female | 0 | 0 | 0 | 0 | 0 | 0 | 0 |
| Vandalism | Male | 0 | 0 | 0 | 0 | 0 | 0 | 0 |
| | Female | 0 | 0 | 0 | 0 | 0 | 0 | 0 |
| Weapons; Carrying, Possessing, etc. | Male | 0 | 0 | 0 | 0 | 0 | 0 | 0 |
| | Female | 0 | 0 | 0 | 0 | 0 | 0 | 0 |
| Total Other Offense Violations: Male | | 0 | 0 | 0 | 0 | 0 | 0 | 0 |
| Female | | 0 | 0 | 0 | 0 | 0 | 0 | 0 |

| Prostitution and Commercialized Vice: | | Under10 | 10-12 | 13-14 | 15 | 16 | 17 | Total |
|---|--------|---------|-------|-------|----|----|----|-------|
| Prostitution | Male | 0 | 0 | 0 | 0 | 0 | 0 | 0 |
| | Female | 0 | 0 | 0 | 0 | 0 | 0 | 0 |
| Assisting or Promoting Prostitution | Male | 0 | 0 | 0 | 0 | 0 | 0 | 0 |
| | Female | 0 | 0 | 0 | 0 | 0 | 0 | 0 |
| Purchasing Prostitution | Male | 0 | 0 | 0 | 0 | 0 | 0 | 0 |
| | Female | 0 | 0 | 0 | 0 | 0 | 0 | 0 |
| Sex Offenses (Except Forcible Rape and Prostitution) | Male | 0 | 0 | 0 | 0 | 0 | 0 | 0 |
| | Female | 0 | 0 | 0 | 0 | 0 | 0 | 0 |
| Total Prostitution & Commercialized Vice Violations: Male | | 0 | 0 | 0 | 0 | 0 | 0 | 0 |
| Female | | 0 | 0 | 0 | 0 | 0 | 0 | 0 |

2016 College of Southern Nevada PD Arrests - Juvenile
Under 18 Years of Age

Drug Abuse Violations:

| Sale/Manufacturing: | | Under10 | 10-12 | 13-14 | 15 | 16 | 17 | Total |
|--|---------------|----------------|--------------|--------------|-----------|-----------|-----------|--------------|
| Opium or Cocaine and Their Derivatives (Morphine, Heroin, Codeine) | Male | 0 | 0 | 0 | 0 | 0 | 0 | 0 |
| | Female | 0 | 0 | 0 | 0 | 0 | 0 | 0 |
| Marijuana | Male | 0 | 0 | 0 | 0 | 0 | 0 | 0 |
| | Female | 0 | 0 | 0 | 0 | 0 | 0 | 0 |
| Synthetic Narcotics - Manufactured Narcotics Which Can Cause True Drug Addiction Demerol, Methadones) | Male | 0 | 0 | 0 | 0 | 0 | 0 | 0 |
| | Female | 0 | 0 | 0 | 0 | 0 | 0 | 0 |
| Other - Dangerous Nonnarcotic Drugs (Barbiturates, Benzedrine) | Male | 0 | 0 | 0 | 0 | 0 | 0 | 0 |
| | Female | 0 | 0 | 0 | 0 | 0 | 0 | 0 |
| Possession: | | | | | | | | 0 |
| Opium or Cocaine and Their Derivatives (Morphine, Heroin, Codeine) | Male | 0 | 0 | 0 | 0 | 0 | 0 | 0 |
| | Female | 0 | 0 | 0 | 0 | 0 | 0 | 0 |
| Marijuana | Male | 0 | 0 | 0 | 0 | 0 | 1 | 1 |
| | Female | 0 | 0 | 0 | 1 | 0 | 0 | 1 |
| Synthetic Narcotics - Manufactured Narcotics Which Can Cause True Drug Addiction (Demerol, Methadones) | Male | 0 | 0 | 0 | 0 | 0 | 0 | 0 |
| | Female | 0 | 0 | 0 | 0 | 0 | 0 | 0 |
| Other - Dangerous Nonnarcotic Drugs (Barbiturates, Benzedrine) | Male | 0 | 0 | 0 | 0 | 0 | 0 | 0 |
| | Female | 0 | 0 | 0 | 0 | 0 | 0 | 0 |
| Total Drug Abuse Violations: | Male | 0 | 0 | 0 | 0 | 0 | 1 | 1 |
| | Female | 0 | 0 | 0 | 1 | 0 | 0 | 1 |

Gambling:

| | | Under10 | 10-12 | 13-14 | 15 | 16 | 17 | Total |
|-----------------------------------|---------------|----------------|--------------|--------------|-----------|-----------|-----------|--------------|
| Bookmaking (Horse and Sport Book) | Male | 0 | 0 | 0 | 0 | 0 | 0 | 0 |
| | Female | 0 | 0 | 0 | 0 | 0 | 0 | 0 |
| Numbers and Lottery | Male | 0 | 0 | 0 | 0 | 0 | 0 | 0 |
| | Female | 0 | 0 | 0 | 0 | 0 | 0 | 0 |
| All Other Gambling | Male | 0 | 0 | 0 | 0 | 0 | 0 | 0 |
| | Female | 0 | 0 | 0 | 0 | 0 | 0 | 0 |
| Total Gambling Violations: | Male | 0 | 0 | 0 | 0 | 0 | 0 | 0 |
| | Female | 0 | 0 | 0 | 0 | 0 | 0 | 0 |

Miscellaneous:

| | | Under10 | 10-12 | 13-14 | 15 | 16 | 17 | Total |
|--|---------------|----------------|--------------|--------------|-----------|-----------|-----------|--------------|
| Offenses Against the Family and Children | Male | 0 | 0 | 0 | 0 | 0 | 0 | 0 |
| | Female | 0 | 0 | 0 | 0 | 0 | 0 | 0 |
| Driving Under the Influence | Male | 0 | 0 | 0 | 0 | 0 | 0 | 0 |
| | Female | 0 | 0 | 0 | 0 | 0 | 0 | 0 |
| Liquor Laws | Male | 0 | 0 | 0 | 0 | 0 | 0 | 0 |
| | Female | 0 | 0 | 0 | 0 | 0 | 0 | 0 |
| Drunkenness | Male | 0 | 0 | 0 | 0 | 0 | 0 | 0 |
| | Female | 0 | 0 | 0 | 0 | 0 | 0 | 0 |
| Disorderly Conduct | Male | 0 | 0 | 0 | 0 | 0 | 0 | 0 |
| | Female | 0 | 0 | 0 | 0 | 0 | 0 | 0 |
| Vagrancy | Male | 0 | 0 | 0 | 0 | 0 | 0 | 0 |
| | Female | 0 | 0 | 0 | 0 | 0 | 0 | 0 |
| All Other Offenses (Except Traffic) | Male | 0 | 0 | 0 | 0 | 0 | 0 | 0 |
| | Female | 0 | 0 | 0 | 0 | 0 | 0 | 0 |
| Suspicion | Male | 0 | 0 | 0 | 0 | 0 | 0 | 0 |
| | Female | 0 | 0 | 0 | 0 | 0 | 0 | 0 |
| Total Miscellaneous Violations: | Male | 0 | 0 | 0 | 0 | 0 | 0 | 0 |
| | Female | 0 | 0 | 0 | 0 | 0 | 0 | 0 |

Human Trafficking:

| | | Under10 | 10-12 | 13-14 | 15 | 16 | 17 | Total |
|--|---------------|----------------|--------------|--------------|-----------|-----------|-----------|--------------|
| Human Trafficking/ Commercial Sex Acts | Male | 0 | 0 | 0 | 0 | 0 | 0 | 0 |
| | Female | 0 | 0 | 0 | 0 | 0 | 0 | 0 |
| Human Trafficking/ Involuntary Servitude | Male | 0 | 0 | 0 | 0 | 0 | 0 | 0 |
| | Female | 0 | 0 | 0 | 0 | 0 | 0 | 0 |
| Total Human Trafficking Violations: | Male | 0 | 0 | 0 | 0 | 0 | 0 | 0 |
| | Female | 0 | 0 | 0 | 0 | 0 | 0 | 0 |

2016 Henderson PD Arrests - Juvenile
Under 18 Years of Age

| Index Crime: | | Under10 | 10-12 | 13-14 | 15 | 16 | 17 | Total |
|--|--------|----------|----------|-----------|-----------|-----------|-----------|------------|
| Murder and Nonnegligent Manslaughter | Male | 0 | 0 | 0 | 0 | 0 | 0 | 0 |
| | Female | 0 | 0 | 0 | 0 | 0 | 0 | 0 |
| Manslaughter by Negligence | Male | 0 | 0 | 0 | 0 | 0 | 0 | 0 |
| | Female | 0 | 0 | 0 | 0 | 0 | 0 | 0 |
| Rape | Male | 0 | 0 | 1 | 1 | 0 | 1 | 3 |
| | Female | 0 | 0 | 0 | 0 | 0 | 0 | 0 |
| Robbery | Male | 0 | 0 | 0 | 4 | 5 | 12 | 21 |
| | Female | 0 | 0 | 1 | 0 | 0 | 1 | 2 |
| Aggravated Assault (Return A - 4a-d) | Male | 0 | 0 | 2 | 1 | 2 | 4 | 9 |
| | Female | 0 | 1 | 2 | 0 | 0 | 0 | 3 |
| Burglary - Breaking or Entering | Male | 0 | 2 | 7 | 4 | 9 | 4 | 26 |
| | Female | 0 | 0 | 0 | 0 | 1 | 0 | 1 |
| Larceny - Theft (Except Motor Vehicle Theft) | Male | 1 | 5 | 19 | 11 | 23 | 26 | 85 |
| | Female | 0 | 1 | 19 | 13 | 22 | 29 | 84 |
| Motor Vehicle Theft | Male | 0 | 0 | 1 | 1 | 1 | 3 | 6 |
| | Female | 0 | 0 | 1 | 1 | 1 | 0 | 3 |
| Arson | Male | 0 | 0 | 0 | 0 | 0 | 0 | 0 |
| | Female | 0 | 0 | 0 | 0 | 0 | 0 | 0 |
| Total Index Crimes Violations: Male | | 1 | 7 | 30 | 22 | 40 | 50 | 150 |
| Female | | 0 | 2 | 23 | 14 | 24 | 30 | 93 |

| Other Offenses: | | Under10 | 10-12 | 13-14 | 15 | 16 | 17 | Total |
|--|--------|----------|-----------|-----------|-----------|-----------|-----------|------------|
| Other Assaults (Return A - 4e) | Male | 0 | 10 | 31 | 34 | 31 | 34 | 140 |
| | Female | 1 | 7 | 22 | 19 | 15 | 22 | 86 |
| Forgery and Counterfeiting | Male | 0 | 0 | 0 | 0 | 0 | 0 | 0 |
| | Female | 0 | 0 | 0 | 0 | 0 | 0 | 0 |
| Fraud | Male | 0 | 0 | 0 | 0 | 0 | 0 | 0 |
| | Female | 0 | 0 | 0 | 0 | 0 | 0 | 0 |
| Embezzlement | Male | 0 | 0 | 0 | 1 | 2 | 0 | 3 |
| | Female | 0 | 0 | 0 | 0 | 1 | 1 | 2 |
| Stolen Property; Buying, Receiving, Possessing | Male | 0 | 0 | 0 | 0 | 0 | 0 | 0 |
| | Female | 0 | 0 | 0 | 0 | 0 | 0 | 0 |
| Vandalism | Male | 0 | 0 | 0 | 0 | 9 | 4 | 13 |
| | Female | 0 | 0 | 1 | 0 | 1 | 1 | 3 |
| Weapons; Carrying, Possessing, etc. | Male | 0 | 2 | 5 | 0 | 4 | 5 | 16 |
| | Female | 0 | 1 | 2 | 2 | 0 | 1 | 6 |
| Total Other Offense Violations: Male | | 0 | 12 | 36 | 35 | 46 | 43 | 172 |
| Female | | 1 | 8 | 25 | 21 | 17 | 25 | 97 |

| Prostitution and Commercialized Vice: | | Under10 | 10-12 | 13-14 | 15 | 16 | 17 | Total |
|--|--------|----------|----------|----------|----------|----------|----------|----------|
| Prostitution | Male | 0 | 0 | 0 | 0 | 0 | 0 | 0 |
| | Female | 0 | 0 | 0 | 0 | 0 | 0 | 0 |
| Assisting or Promoting Prostitution | Male | 0 | 0 | 0 | 0 | 0 | 0 | 0 |
| | Female | 0 | 0 | 0 | 0 | 0 | 0 | 0 |
| Purchasing Prostitution | Male | 0 | 0 | 0 | 0 | 0 | 0 | 0 |
| | Female | 0 | 0 | 0 | 0 | 0 | 0 | 0 |
| Sex Offenses (Except Forcible Rape and Prostitution) | Male | 0 | 0 | 2 | 1 | 0 | 0 | 3 |
| | Female | 0 | 0 | 1 | 0 | 0 | 0 | 1 |
| Total Prostitution & Commercialized Vice Violations: Male | | 0 | 0 | 2 | 1 | 0 | 0 | 3 |
| Female | | 0 | 0 | 1 | 0 | 0 | 0 | 1 |

2016 Henderson PD Arrests - Juvenile
Under 18 Years of Age

Drug Abuse Violations:

| Sale/Manufacturing: | | Under10 | 10-12 | 13-14 | 15 | 16 | 17 | Total |
|--|--------|----------------|--------------|--------------|-----------|-----------|-----------|--------------|
| Opium or Cocaine and Their Derivatives (Morphine, Heroin, Codeine) | Male | 0 | 0 | 0 | 0 | 0 | 0 | 0 |
| | Female | 0 | 0 | 0 | 0 | 0 | 0 | 0 |
| Marijuana | Male | 0 | 0 | 0 | 0 | 0 | 0 | 0 |
| | Female | 0 | 0 | 0 | 0 | 0 | 0 | 0 |
| Synthetic Narcotics - Manufactured Narcotics Which Can Cause True Drug Addiction Demerol, Methadones) | Male | 0 | 0 | 0 | 0 | 0 | 0 | 0 |
| | Female | 0 | 0 | 0 | 0 | 0 | 0 | 0 |
| Other - Dangerous Nonnarcotic Drugs (Barbiturates, Benzedrine) | Male | 0 | 0 | 0 | 0 | 0 | 0 | 0 |
| | Female | 0 | 0 | 0 | 0 | 0 | 0 | 0 |
| Possession: | | | | | | | | 0 |
| Opium or Cocaine and Their Derivatives (Morphine, Heroin, Codeine) | Male | 0 | 0 | 0 | 0 | 0 | 0 | 0 |
| | Female | 0 | 0 | 0 | 0 | 0 | 0 | 0 |
| Marijuana | Male | 0 | 0 | 1 | 8 | 9 | 23 | 41 |
| | Female | 0 | 0 | 1 | 0 | 3 | 1 | 5 |
| Synthetic Narcotics - Manufactured Narcotics Which Can Cause True Drug Addiction (Demerol, Methadones) | Male | 0 | 0 | 0 | 0 | 0 | 0 | 0 |
| | Female | 0 | 0 | 0 | 0 | 0 | 0 | 0 |
| Other - Dangerous Nonnarcotic Drugs (Barbiturates, Benzedrine) | Male | 0 | 0 | 0 | 0 | 0 | 3 | 3 |
| | Female | 0 | 0 | 0 | 0 | 0 | 1 | 1 |
| Total Drug Abuse Violations: | | Male | 0 | 0 | 1 | 8 | 9 | 44 |
| | | Female | 0 | 0 | 1 | 0 | 3 | 6 |

Gambling:

| | | Under10 | 10-12 | 13-14 | 15 | 16 | 17 | Total |
|-----------------------------------|--------|----------------|--------------|--------------|-----------|-----------|-----------|--------------|
| Bookmaking (Horse and Sport Book) | Male | 0 | 0 | 0 | 0 | 0 | 0 | 0 |
| | Female | 0 | 0 | 0 | 0 | 0 | 0 | 0 |
| Numbers and Lottery | Male | 0 | 0 | 0 | 0 | 0 | 0 | 0 |
| | Female | 0 | 0 | 0 | 0 | 0 | 0 | 0 |
| All Other Gambling | Male | 0 | 0 | 0 | 0 | 0 | 0 | 0 |
| | Female | 0 | 0 | 0 | 0 | 0 | 0 | 0 |
| Total Gambling Violations: | | Male | 0 | 0 | 0 | 0 | 0 | 0 |
| | | Female | 0 | 0 | 0 | 0 | 0 | 0 |

Miscellaneous:

| | | Under10 | 10-12 | 13-14 | 15 | 16 | 17 | Total |
|--|--------|----------------|--------------|--------------|-----------|-----------|-----------|--------------|
| Offenses Against the Family and Children | Male | 0 | 0 | 0 | 1 | 0 | 1 | 2 |
| | Female | 0 | 0 | 0 | 0 | 0 | 1 | 1 |
| Driving Under the Influence | Male | 0 | 0 | 0 | 0 | 0 | 0 | 0 |
| | Female | 0 | 0 | 0 | 0 | 0 | 1 | 1 |
| Liquor Laws | Male | 0 | 0 | 1 | 2 | 5 | 9 | 17 |
| | Female | 0 | 0 | 1 | 0 | 1 | 3 | 5 |
| Drunkenness | Male | 0 | 0 | 0 | 0 | 0 | 0 | 0 |
| | Female | 0 | 0 | 0 | 0 | 0 | 0 | 0 |
| Disorderly Conduct | Male | 0 | 1 | 0 | 0 | 0 | 0 | 1 |
| | Female | 0 | 1 | 1 | 0 | 0 | 0 | 2 |
| Vagrancy | Male | 0 | 0 | 0 | 0 | 0 | 0 | 0 |
| | Female | 0 | 0 | 0 | 0 | 0 | 0 | 0 |
| All Other Offenses (Except Traffic) | Male | 1 | 2 | 21 | 24 | 25 | 38 | 111 |
| | Female | 2 | 5 | 10 | 5 | 17 | 4 | 43 |
| Suspicion | Male | 0 | 0 | 0 | 0 | 0 | 0 | 0 |
| | Female | 0 | 0 | 0 | 0 | 0 | 0 | 0 |
| Total Miscellaneous Violations: | | Male | 1 | 3 | 22 | 27 | 30 | 131 |
| | | Female | 2 | 6 | 12 | 5 | 18 | 52 |

Human Trafficking:

| | | Under10 | 10-12 | 13-14 | 15 | 16 | 17 | Total |
|--|--------|----------------|--------------|--------------|-----------|-----------|-----------|--------------|
| Human Trafficking/ Commercial Sex Acts | Male | 0 | 0 | 0 | 0 | 0 | 0 | 0 |
| | Female | 0 | 0 | 0 | 0 | 0 | 0 | 0 |
| Human Trafficking/ Involuntary Servitude | Male | 0 | 0 | 0 | 0 | 0 | 0 | 0 |
| | Female | 0 | 0 | 0 | 0 | 0 | 0 | 0 |
| Total Human Trafficking Violations: | | Male | 0 | 0 | 0 | 0 | 0 | 0 |
| | | Female | 0 | 0 | 0 | 0 | 0 | 0 |

2016 Las Vegas Metro Arrests - Juvenile
Under 18 Years of Age

| Index Crime: | | Under10 | 10-12 | 13-14 | 15 | 16 | 17 | Total |
|--|--------|---------|-------|-------|-----|-----|-----|-------|
| Murder and Nonnegligent Manslaughter | Male | 0 | 0 | 0 | 0 | 1 | 2 | 3 |
| | Female | 0 | 0 | 0 | 0 | 0 | 0 | 0 |
| Manslaughter by Negligence | Male | 0 | 0 | 0 | 0 | 0 | 0 | 0 |
| | Female | 0 | 0 | 0 | 0 | 0 | 0 | 0 |
| Rape | Male | 3 | 5 | 9 | 4 | 2 | 4 | 27 |
| | Female | 0 | 1 | 1 | 0 | 0 | 0 | 2 |
| Robbery | Male | 0 | 4 | 32 | 48 | 69 | 84 | 237 |
| | Female | 0 | 2 | 10 | 6 | 9 | 11 | 38 |
| Aggravated Assault (Return A - 4a-d) | Male | 1 | 12 | 31 | 20 | 24 | 43 | 131 |
| | Female | 0 | 1 | 11 | 14 | 9 | 5 | 40 |
| Burglary - Breaking or Entering | Male | 0 | 2 | 10 | 15 | 23 | 22 | 72 |
| | Female | 0 | 2 | 2 | 1 | 1 | 0 | 6 |
| Larceny - Theft (Except Motor Vehicle Theft) | Male | 1 | 9 | 56 | 29 | 41 | 61 | 197 |
| | Female | 0 | 3 | 16 | 23 | 24 | 25 | 91 |
| Motor Vehicle Theft | Male | 0 | 0 | 7 | 8 | 14 | 11 | 40 |
| | Female | 0 | 1 | 1 | 3 | 2 | 0 | 7 |
| Arson | Male | 0 | 0 | 0 | 0 | 0 | 0 | 0 |
| | Female | 0 | 0 | 1 | 0 | 0 | 0 | 1 |
| Total Index Crimes Violations: Male | | 5 | 32 | 145 | 124 | 174 | 227 | 707 |
| Female | | 0 | 10 | 42 | 47 | 45 | 41 | 185 |

| Other Offenses: | | Under10 | 10-12 | 13-14 | 15 | 16 | 17 | Total |
|--|--------|---------|-------|-------|-----|-----|-----|-------|
| Other Assaults (Return A - 4e) | Male | 1 | 29 | 115 | 86 | 81 | 95 | 407 |
| | Female | 0 | 15 | 91 | 60 | 58 | 53 | 277 |
| Forgery and Counterfeiting | Male | 0 | 0 | 0 | 0 | 0 | 0 | 0 |
| | Female | 0 | 0 | 1 | 0 | 0 | 0 | 1 |
| Fraud | Male | 0 | 0 | 0 | 0 | 3 | 4 | 7 |
| | Female | 0 | 0 | 0 | 0 | 1 | 0 | 1 |
| Embezzlement | Male | 0 | 0 | 1 | 2 | 0 | 1 | 4 |
| | Female | 0 | 0 | 1 | 2 | 1 | 1 | 5 |
| Stolen Property; Buying, Receiving, Possessing | Male | 0 | 0 | 0 | 0 | 0 | 1 | 1 |
| | Female | 0 | 0 | 0 | 0 | 0 | 0 | 0 |
| Vandalism | Male | 0 | 2 | 5 | 13 | 25 | 31 | 76 |
| | Female | 0 | 0 | 0 | 0 | 2 | 4 | 6 |
| Weapons; Carrying, Possessing, etc. | Male | 1 | 11 | 20 | 16 | 14 | 29 | 91 |
| | Female | 0 | 2 | 9 | 3 | 2 | 3 | 19 |
| Total Other Offense Violations: Male | | 2 | 42 | 141 | 117 | 123 | 161 | 586 |
| Female | | 0 | 17 | 102 | 65 | 64 | 61 | 309 |

| Prostitution and Commercialized Vice: | | Under10 | 10-12 | 13-14 | 15 | 16 | 17 | Total |
|---|--------|---------|-------|-------|----|----|----|-------|
| Prostitution | Male | 0 | 0 | 1 | 1 | 1 | 2 | 5 |
| | Female | 0 | 0 | 4 | 7 | 14 | 38 | 63 |
| Assisting or Promoting Prostitution | Male | 0 | 0 | 0 | 0 | 0 | 0 | 0 |
| | Female | 0 | 0 | 0 | 0 | 0 | 0 | 0 |
| Purchasing Prostitution | Male | 0 | 0 | 0 | 0 | 0 | 0 | 0 |
| | Female | 0 | 0 | 0 | 0 | 0 | 0 | 0 |
| Sex Offenses (Except Forcible Rape and Prostitution) | Male | 0 | 2 | 3 | 2 | 2 | 4 | 13 |
| | Female | 1 | 0 | 0 | 0 | 0 | 1 | 2 |
| Total Prostitution & Commercialized Vice Violations: Male | | 0 | 2 | 4 | 3 | 3 | 6 | 18 |
| Female | | 1 | 0 | 4 | 7 | 14 | 39 | 65 |

2016 Las Vegas Metro Arrests - Juvenile
Under 18 Years of Age

Drug Abuse Violations:

| Sale/Manufacturing: | | Under10 | 10-12 | 13-14 | 15 | 16 | 17 | Total |
|--|--------|----------------|--------------|--------------|-----------|-----------|-----------|--------------|
| Opium or Cocaine and Their Derivatives (Morphine, Heroin, Codeine) | Male | 0 | 0 | 0 | 0 | 3 | 2 | 5 |
| | Female | 0 | 0 | 0 | 0 | 0 | 0 | 0 |
| Marijuana | Male | 0 | 3 | 5 | 2 | 5 | 12 | 27 |
| | Female | 0 | 0 | 1 | 0 | 1 | 1 | 3 |
| Synthetic Narcotics - Manufactured Narcotics Which Can Cause True Drug Addiction Demerol, Methadones) | Male | 0 | 0 | 0 | 0 | 1 | 4 | 5 |
| | Female | 0 | 0 | 0 | 0 | 0 | 0 | 0 |
| Other - Dangerous Nonnarcotic Drugs (Barbiturates, Benzedrine) | Male | 0 | 0 | 0 | 0 | 1 | 1 | 2 |
| | Female | 0 | 0 | 0 | 0 | 0 | 0 | 0 |
| Possession: | | | | | | | | 0 |
| Opium or Cocaine and Their Derivatives (Morphine, Heroin, Codeine) | Male | 0 | 0 | 0 | 1 | 0 | 1 | 2 |
| | Female | 0 | 0 | 0 | 0 | 0 | 1 | 1 |
| Marijuana | Male | 0 | 3 | 16 | 22 | 45 | 78 | 164 |
| | Female | 0 | 1 | 3 | 4 | 8 | 17 | 33 |
| Synthetic Narcotics - Manufactured Narcotics Which Can Cause True Drug Addiction (Demerol, Methadones) | Male | 0 | 0 | 0 | 2 | 1 | 1 | 4 |
| | Female | 0 | 0 | 0 | 1 | 0 | 1 | 2 |
| Other - Dangerous Nonnarcotic Drugs (Barbiturates, Benzedrine) | Male | 0 | 0 | 0 | 4 | 4 | 7 | 15 |
| | Female | 0 | 0 | 0 | 0 | 1 | 1 | 2 |
| Total Drug Abuse Violations: | | Male | 0 | 6 | 21 | 31 | 60 | 224 |
| | | Female | 0 | 1 | 4 | 5 | 10 | 41 |

Gambling:

| | | Under10 | 10-12 | 13-14 | 15 | 16 | 17 | Total |
|-----------------------------------|--------|----------------|--------------|--------------|-----------|-----------|-----------|--------------|
| Bookmaking (Horse and Sport Book) | Male | 0 | 0 | 0 | 0 | 0 | 0 | 0 |
| | Female | 0 | 0 | 0 | 0 | 0 | 0 | 0 |
| Numbers and Lottery | Male | 0 | 0 | 0 | 0 | 0 | 0 | 0 |
| | Female | 0 | 0 | 0 | 0 | 0 | 0 | 0 |
| All Other Gambling | Male | 0 | 0 | 0 | 0 | 0 | 0 | 0 |
| | Female | 0 | 0 | 0 | 0 | 0 | 0 | 0 |
| Total Gambling Violations: | | Male | 0 | 0 | 0 | 0 | 0 | 0 |
| | | Female | 0 | 0 | 0 | 0 | 0 | 0 |

Miscellaneous:

| | | Under10 | 10-12 | 13-14 | 15 | 16 | 17 | Total |
|--|--------|----------------|--------------|--------------|-----------|-----------|------------|--------------|
| Offenses Against the Family and Children | Male | 0 | 0 | 0 | 0 | 0 | 0 | 0 |
| | Female | 0 | 0 | 0 | 0 | 0 | 0 | 0 |
| Driving Under the Influence | Male | 0 | 0 | 0 | 0 | 5 | 10 | 15 |
| | Female | 0 | 0 | 0 | 0 | 2 | 3 | 5 |
| Liquor Laws | Male | 0 | 0 | 3 | 9 | 22 | 19 | 53 |
| | Female | 0 | 1 | 3 | 4 | 3 | 8 | 19 |
| Drunkenness | Male | 0 | 0 | 0 | 0 | 0 | 0 | 0 |
| | Female | 0 | 0 | 0 | 0 | 0 | 0 | 0 |
| Disorderly Conduct | Male | 0 | 0 | 0 | 0 | 4 | 3 | 7 |
| | Female | 0 | 0 | 0 | 2 | 0 | 0 | 2 |
| Vagrancy | Male | 0 | 0 | 0 | 0 | 1 | 0 | 1 |
| | Female | 0 | 0 | 1 | 0 | 4 | 1 | 6 |
| All Other Offenses (Except Traffic) | Male | 1 | 24 | 74 | 86 | 94 | 118 | 397 |
| | Female | 0 | 6 | 35 | 25 | 32 | 32 | 130 |
| Suspicion | Male | 0 | 0 | 0 | 0 | 0 | 0 | 0 |
| | Female | 0 | 0 | 0 | 0 | 0 | 0 | 0 |
| Total Miscellaneous Violations: | | Male | 1 | 24 | 77 | 95 | 126 | 473 |
| | | Female | 0 | 7 | 39 | 31 | 44 | 162 |

Human Trafficking:

| | | Under10 | 10-12 | 13-14 | 15 | 16 | 17 | Total |
|--|--------|----------------|--------------|--------------|-----------|-----------|-----------|--------------|
| Human Trafficking/ Commercial Sex Acts | Male | 0 | 0 | 0 | 0 | 0 | 0 | 0 |
| | Female | 0 | 0 | 0 | 0 | 0 | 0 | 0 |
| Human Trafficking/ Involuntary Servitude | Male | 0 | 0 | 0 | 0 | 0 | 0 | 0 |
| | Female | 0 | 0 | 0 | 0 | 0 | 0 | 0 |
| Total Human Trafficking Violations: | | Male | 0 | 0 | 0 | 0 | 0 | 0 |
| | | Female | 0 | 0 | 0 | 0 | 0 | 0 |

2016 Mesquite PD Arrests - Juvenile
Under 18 Years of Age

| Index Crime: | | Under10 | 10-12 | 13-14 | 15 | 16 | 17 | Total |
|--|--------|---------|-------|-------|----|----|----|-------|
| Murder and Nonnegligent Manslaughter | Male | 0 | 0 | 0 | 0 | 0 | 0 | 0 |
| | Female | 0 | 0 | 0 | 0 | 0 | 0 | 0 |
| Manslaughter by Negligence | Male | 0 | 0 | 0 | 0 | 0 | 0 | 0 |
| | Female | 0 | 0 | 0 | 0 | 0 | 0 | 0 |
| Rape | Male | 0 | 0 | 0 | 0 | 0 | 0 | 0 |
| | Female | 0 | 0 | 0 | 0 | 0 | 0 | 0 |
| Robbery | Male | 0 | 0 | 0 | 0 | 0 | 0 | 0 |
| | Female | 0 | 0 | 0 | 0 | 0 | 0 | 0 |
| Aggravated Assault (Return A - 4a-d) | Male | 0 | 0 | 0 | 0 | 0 | 0 | 0 |
| | Female | 0 | 0 | 0 | 0 | 0 | 0 | 0 |
| Burglary - Breaking or Entering | Male | 0 | 0 | 0 | 0 | 0 | 0 | 0 |
| | Female | 0 | 0 | 0 | 0 | 0 | 0 | 0 |
| Larceny - Theft (Except Motor Vehicle Theft) | Male | 0 | 0 | 1 | 1 | 0 | 0 | 2 |
| | Female | 0 | 0 | 0 | 0 | 0 | 0 | 0 |
| Motor Vehicle Theft | Male | 0 | 0 | 0 | 0 | 0 | 0 | 0 |
| | Female | 0 | 0 | 0 | 0 | 0 | 0 | 0 |
| Arson | Male | 0 | 0 | 0 | 0 | 0 | 0 | 0 |
| | Female | 0 | 0 | 0 | 0 | 0 | 0 | 0 |
| Total Index Crimes Violations: Male | | 0 | 0 | 1 | 1 | 0 | 0 | 2 |
| Female | | 0 | 0 | 0 | 0 | 0 | 0 | 0 |

| Other Offenses: | | Under10 | 10-12 | 13-14 | 15 | 16 | 17 | Total |
|--|--------|---------|-------|-------|----|----|----|-------|
| Other Assaults (Return A - 4e) | Male | 0 | 0 | 3 | 0 | 0 | 2 | 5 |
| | Female | 0 | 0 | 2 | 0 | 1 | 0 | 3 |
| Forgery and Counterfeiting | Male | 0 | 0 | 0 | 0 | 0 | 0 | 0 |
| | Female | 0 | 0 | 0 | 0 | 0 | 0 | 0 |
| Fraud | Male | 0 | 0 | 0 | 0 | 0 | 0 | 0 |
| | Female | 0 | 0 | 0 | 0 | 0 | 0 | 0 |
| Embezzlement | Male | 0 | 0 | 0 | 0 | 0 | 0 | 0 |
| | Female | 0 | 0 | 0 | 0 | 0 | 0 | 0 |
| Stolen Property; Buying, Receiving, Possessing | Male | 0 | 0 | 0 | 0 | 0 | 0 | 0 |
| | Female | 0 | 0 | 0 | 0 | 0 | 0 | 0 |
| Vandalism | Male | 0 | 0 | 0 | 1 | 0 | 0 | 1 |
| | Female | 0 | 0 | 0 | 0 | 0 | 0 | 0 |
| Weapons; Carrying, Possessing, etc. | Male | 0 | 0 | 0 | 0 | 0 | 1 | 1 |
| | Female | 0 | 0 | 0 | 0 | 0 | 0 | 0 |
| Total Other Offense Violations: Male | | 0 | 0 | 3 | 1 | 0 | 3 | 7 |
| Female | | 0 | 0 | 2 | 0 | 1 | 0 | 3 |

| Prostitution and Commercialized Vice: | | Under10 | 10-12 | 13-14 | 15 | 16 | 17 | Total |
|---|--------|---------|-------|-------|----|----|----|-------|
| Prostitution | Male | 0 | 0 | 0 | 0 | 0 | 0 | 0 |
| | Female | 0 | 0 | 0 | 0 | 0 | 0 | 0 |
| Assisting or Promoting Prostitution | Male | 0 | 0 | 0 | 0 | 0 | 0 | 0 |
| | Female | 0 | 0 | 0 | 0 | 0 | 0 | 0 |
| Purchasing Prostitution | Male | 0 | 0 | 0 | 0 | 0 | 0 | 0 |
| | Female | 0 | 0 | 0 | 0 | 0 | 0 | 0 |
| Sex Offenses (Except Forcible Rape and Prostitution) | Male | 0 | 0 | 0 | 0 | 0 | 0 | 0 |
| | Female | 0 | 0 | 0 | 0 | 0 | 0 | 0 |
| Total Prostitution & Commercialized Vice Violations: Male | | 0 | 0 | 0 | 0 | 0 | 0 | 0 |
| Female | | 0 | 0 | 0 | 0 | 0 | 0 | 0 |

2016 Mesquite PD Arrests - Juvenile
Under 18 Years of Age

Drug Abuse Violations:

| Sale/Manufacturing: | | Under10 | 10-12 | 13-14 | 15 | 16 | 17 | Total |
|--|--------|----------------|--------------|--------------|-----------|-----------|-----------|--------------|
| Opium or Cocaine and Their Derivatives (Morphine, Heroin, Codeine) | Male | 0 | 0 | 0 | 0 | 0 | 0 | 0 |
| | Female | 0 | 0 | 0 | 0 | 0 | 0 | 0 |
| Marijuana | Male | 0 | 0 | 0 | 2 | 0 | 0 | 2 |
| | Female | 0 | 0 | 0 | 0 | 0 | 0 | 0 |
| Synthetic Narcotics - Manufactured Narcotics Which Can Cause True Drug Addiction Demerol, Methadones) | Male | 0 | 0 | 0 | 0 | 0 | 0 | 0 |
| | Female | 0 | 0 | 0 | 0 | 0 | 0 | 0 |
| Other - Dangerous Nonnarcotic Drugs (Barbiturates, Benzedrine) | Male | 0 | 0 | 0 | 0 | 0 | 1 | 1 |
| | Female | 0 | 0 | 0 | 0 | 0 | 0 | 0 |
| Possession: | | | | | | | | 0 |
| Opium or Cocaine and Their Derivatives (Morphine, Heroin, Codeine) | Male | 0 | 0 | 0 | 0 | 0 | 0 | 0 |
| | Female | 0 | 0 | 0 | 0 | 0 | 0 | 0 |
| Marijuana | Male | 0 | 0 | 0 | 0 | 0 | 0 | 0 |
| | Female | 0 | 0 | 3 | 0 | 0 | 0 | 3 |
| Synthetic Narcotics - Manufactured Narcotics Which Can Cause True Drug Addiction (Demerol, Methadones) | Male | 0 | 0 | 0 | 0 | 0 | 0 | 0 |
| | Female | 0 | 0 | 0 | 0 | 0 | 0 | 0 |
| Other - Dangerous Nonnarcotic Drugs (Barbiturates, Benzedrine) | Male | 0 | 0 | 2 | 1 | 1 | 1 | 5 |
| | Female | 0 | 0 | 1 | 0 | 0 | 1 | 2 |
| Total Drug Abuse Violations: Male | | 0 | 0 | 2 | 3 | 1 | 2 | 8 |
| Female | | 0 | 0 | 4 | 0 | 0 | 1 | 5 |

Gambling:

| | | Under10 | 10-12 | 13-14 | 15 | 16 | 17 | Total |
|--|--------|----------------|--------------|--------------|-----------|-----------|-----------|--------------|
| Bookmaking (Horse and Sport Book) | Male | 0 | 0 | 0 | 0 | 0 | 0 | 0 |
| | Female | 0 | 0 | 0 | 0 | 0 | 0 | 0 |
| Numbers and Lottery | Male | 0 | 0 | 0 | 0 | 0 | 0 | 0 |
| | Female | 0 | 0 | 0 | 0 | 0 | 0 | 0 |
| All Other Gambling | Male | 0 | 0 | 0 | 0 | 0 | 1 | 1 |
| | Female | 0 | 0 | 0 | 1 | 0 | 0 | 1 |
| Total Gambling Violations: Male | | 0 | 0 | 0 | 0 | 0 | 1 | 1 |
| Female | | 0 | 0 | 0 | 1 | 0 | 0 | 1 |

Miscellaneous:

| | | Under10 | 10-12 | 13-14 | 15 | 16 | 17 | Total |
|---|--------|----------------|--------------|--------------|-----------|-----------|-----------|--------------|
| Offenses Against the Family and Children | Male | 0 | 0 | 0 | 1 | 1 | 0 | 2 |
| | Female | 0 | 0 | 0 | 0 | 0 | 0 | 0 |
| Driving Under the Influence | Male | 0 | 0 | 0 | 0 | 0 | 0 | 0 |
| | Female | 0 | 0 | 0 | 0 | 0 | 0 | 0 |
| Liquor Laws | Male | 0 | 0 | 1 | 2 | 5 | 1 | 9 |
| | Female | 0 | 0 | 0 | 1 | 1 | 1 | 3 |
| Drunkenness | Male | 0 | 0 | 0 | 0 | 0 | 0 | 0 |
| | Female | 0 | 0 | 0 | 0 | 0 | 0 | 0 |
| Disorderly Conduct | Male | 0 | 0 | 0 | 0 | 0 | 0 | 0 |
| | Female | 0 | 0 | 0 | 0 | 0 | 0 | 0 |
| Vagrancy | Male | 0 | 0 | 0 | 0 | 0 | 0 | 0 |
| | Female | 0 | 0 | 0 | 0 | 0 | 0 | 0 |
| All Other Offenses (Except Traffic) | Male | 0 | 1 | 0 | 5 | 1 | 3 | 10 |
| | Female | 0 | 0 | 0 | 2 | 1 | 0 | 3 |
| Suspicion | Male | 0 | 0 | 0 | 0 | 0 | 0 | 0 |
| | Female | 0 | 0 | 0 | 0 | 0 | 0 | 0 |
| Total Miscellaneous Violations: Male | | 0 | 1 | 1 | 8 | 7 | 4 | 21 |
| Female | | 0 | 0 | 0 | 3 | 2 | 1 | 6 |

Human Trafficking:

| | | Under10 | 10-12 | 13-14 | 15 | 16 | 17 | Total |
|---|--------|----------------|--------------|--------------|-----------|-----------|-----------|--------------|
| Human Trafficking/ Commercial Sex Acts | Male | 0 | 0 | 0 | 0 | 0 | 0 | 0 |
| | Female | 0 | 0 | 0 | 0 | 0 | 0 | 0 |
| Human Trafficking/ Involuntary Servitude | Male | 0 | 0 | 0 | 0 | 0 | 0 | 0 |
| | Female | 0 | 0 | 0 | 0 | 0 | 0 | 0 |
| Total Human Trafficking Violations: Male | | 0 | 0 | 0 | 0 | 0 | 0 | 0 |
| Female | | 0 | 0 | 0 | 0 | 0 | 0 | 0 |

2016 North Las Vegas PD Arrests - Juvenile
Under 18 Years of Age

| Index Crime: | | Under10 | 10-12 | 13-14 | 15 | 16 | 17 | Total |
|--|---------------|----------|----------|-----------|-----------|-----------|-----------|------------|
| Murder and Nonnegligent Manslaughter | Male | 0 | 0 | 0 | 0 | 1 | 0 | 1 |
| | Female | 0 | 0 | 0 | 0 | 0 | 0 | 0 |
| Manslaughter by Negligence | Male | 0 | 0 | 0 | 0 | 0 | 0 | 0 |
| | Female | 0 | 0 | 0 | 0 | 0 | 0 | 0 |
| Rape | Male | 0 | 0 | 2 | 0 | 1 | 3 | 6 |
| | Female | 0 | 0 | 0 | 0 | 0 | 0 | 0 |
| Robbery | Male | 0 | 1 | 9 | 7 | 10 | 12 | 39 |
| | Female | 0 | 0 | 0 | 3 | 1 | 0 | 4 |
| Aggravated Assault (Return A - 4a-d) | Male | 0 | 4 | 19 | 9 | 14 | 13 | 59 |
| | Female | 0 | 2 | 13 | 5 | 12 | 7 | 39 |
| Burglary - Breaking or Entering | Male | 1 | 3 | 5 | 10 | 10 | 8 | 37 |
| | Female | 0 | 0 | 2 | 1 | 1 | 1 | 5 |
| Larceny - Theft (Except Motor Vehicle Theft) | Male | 0 | 0 | 12 | 15 | 10 | 33 | 70 |
| | Female | 0 | 2 | 10 | 8 | 6 | 4 | 30 |
| Motor Vehicle Theft | Male | 0 | 1 | 9 | 6 | 2 | 2 | 20 |
| | Female | 0 | 0 | 0 | 2 | 1 | 0 | 3 |
| Arson | Male | 0 | 0 | 0 | 1 | 0 | 1 | 2 |
| | Female | 0 | 0 | 0 | 0 | 0 | 0 | 0 |
| Total Index Crimes Violations: | | | | | | | | |
| | Male | 1 | 9 | 56 | 48 | 48 | 72 | 234 |
| | Female | 0 | 4 | 25 | 19 | 21 | 12 | 81 |

| Other Offenses: | | Under10 | 10-12 | 13-14 | 15 | 16 | 17 | Total |
|--|---------------|----------|----------|-----------|-----------|-----------|-----------|-----------|
| Other Assaults (Return A - 4e) | Male | 0 | 4 | 9 | 15 | 7 | 16 | 51 |
| | Female | 0 | 4 | 7 | 12 | 7 | 10 | 40 |
| Forgery and Counterfeiting | Male | 0 | 0 | 0 | 1 | 0 | 1 | 2 |
| | Female | 0 | 0 | 0 | 0 | 0 | 0 | 0 |
| Fraud | Male | 0 | 0 | 0 | 0 | 0 | 0 | 0 |
| | Female | 0 | 0 | 0 | 0 | 0 | 0 | 0 |
| Embezzlement | Male | 0 | 0 | 0 | 2 | 1 | 2 | 5 |
| | Female | 0 | 0 | 0 | 0 | 0 | 0 | 0 |
| Stolen Property; Buying, Receiving, Possessing | Male | 0 | 0 | 0 | 0 | 0 | 0 | 0 |
| | Female | 0 | 0 | 0 | 0 | 0 | 0 | 0 |
| Vandalism | Male | 0 | 1 | 8 | 2 | 2 | 3 | 16 |
| | Female | 0 | 0 | 1 | 0 | 0 | 0 | 1 |
| Weapons; Carrying, Possessing, etc. | Male | 0 | 3 | 0 | 1 | 4 | 3 | 11 |
| | Female | 0 | 1 | 2 | 1 | 1 | 1 | 6 |
| Total Other Offense Violations: | | | | | | | | |
| | Male | 0 | 8 | 17 | 21 | 14 | 25 | 85 |
| | Female | 0 | 5 | 10 | 13 | 8 | 11 | 47 |

| Prostitution and Commercialized Vice: | | Under10 | 10-12 | 13-14 | 15 | 16 | 17 | Total |
|--|--------|---------|-------|-------|----|----|----|-------|
| Prostitution | Male | 0 | 0 | 0 | 0 | 0 | 0 | 0 |
| | Female | 0 | 0 | 0 | 0 | 0 | 0 | 0 |
| Assisting or Promoting Prostitution | Male | 0 | 0 | 0 | 0 | 0 | 0 | 0 |
| | Female | 0 | 0 | 0 | 0 | 0 | 0 | 0 |
| Purchasing Prostitution | Male | 0 | 0 | 0 | 0 | 0 | 0 | 0 |
| | Female | 0 | 0 | 0 | 0 | 0 | 0 | 0 |
| Sex Offenses (Except Forcible Rape and Prostitution) | Male | 0 | 1 | 1 | 0 | 0 | 0 | 2 |
| | Female | 0 | 0 | 0 | 0 | 0 | 0 | 0 |

Total Prostitution & Commercialized Vice Violations:

| | | | | | | | | |
|---------------|----------|----------|----------|----------|----------|----------|----------|----------|
| Male | 0 | 1 | 1 | 0 | 0 | 0 | 0 | 2 |
| Female | 0 | 0 | 0 | 0 | 0 | 0 | 0 | 0 |

2016 North Las Vegas PD Arrests - Juvenile
Under 18 Years of Age

Drug Abuse Violations:

| Sale/Manufacturing: | | Under10 | 10-12 | 13-14 | 15 | 16 | 17 | Total |
|--|--------|----------------|--------------|--------------|-----------|-----------|-----------|--------------|
| Opium or Cocaine and Their Derivatives (Morphine, Heroin, Codeine) | Male | 0 | 0 | 0 | 0 | 0 | 0 | 0 |
| | Female | 0 | 0 | 0 | 0 | 0 | 0 | 0 |
| Marijuana | Male | 0 | 0 | 0 | 0 | 0 | 2 | 2 |
| | Female | 0 | 0 | 0 | 0 | 0 | 0 | 0 |
| Synthetic Narcotics - Manufactured Narcotics Which Can Cause True Drug Addiction Demerol, Methadones) | Male | 0 | 0 | 0 | 0 | 0 | 0 | 0 |
| | Female | 0 | 0 | 0 | 0 | 0 | 0 | 0 |
| Other - Dangerous Nonnarcotic Drugs (Barbiturates, Benzedrine) | Male | 0 | 0 | 0 | 0 | 1 | 0 | 1 |
| | Female | 0 | 0 | 0 | 0 | 0 | 0 | 0 |
| Possession: | | | | | | | | 0 |
| Opium or Cocaine and Their Derivatives (Morphine, Heroin, Codeine) | Male | 0 | 0 | 0 | 0 | 1 | 0 | 1 |
| | Female | 0 | 0 | 0 | 0 | 0 | 0 | 0 |
| Marijuana | Male | 0 | 0 | 6 | 6 | 12 | 17 | 41 |
| | Female | 0 | 0 | 4 | 2 | 1 | 2 | 9 |
| Synthetic Narcotics - Manufactured Narcotics Which Can Cause True Drug Addiction (Demerol, Methadones) | Male | 0 | 0 | 0 | 0 | 0 | 0 | 0 |
| | Female | 0 | 0 | 0 | 0 | 0 | 0 | 0 |
| Other - Dangerous Nonnarcotic Drugs (Barbiturates, Benzedrine) | Male | 0 | 0 | 0 | 1 | 1 | 1 | 3 |
| | Female | 0 | 0 | 0 | 0 | 0 | 1 | 1 |
| Total Drug Abuse Violations: | | Male | 0 | 0 | 6 | 7 | 15 | 48 |
| | | Female | 0 | 0 | 4 | 2 | 1 | 10 |

Gambling:

| | | Under10 | 10-12 | 13-14 | 15 | 16 | 17 | Total |
|-----------------------------------|--------|----------------|--------------|--------------|-----------|-----------|-----------|--------------|
| Bookmaking (Horse and Sport Book) | Male | 0 | 0 | 0 | 0 | 0 | 0 | 0 |
| | Female | 0 | 0 | 0 | 0 | 0 | 0 | 0 |
| Numbers and Lottery | Male | 0 | 0 | 0 | 0 | 0 | 0 | 0 |
| | Female | 0 | 0 | 0 | 0 | 0 | 0 | 0 |
| All Other Gambling | Male | 0 | 0 | 0 | 0 | 0 | 0 | 0 |
| | Female | 0 | 0 | 0 | 0 | 0 | 0 | 0 |
| Total Gambling Violations: | | Male | 0 | 0 | 0 | 0 | 0 | 0 |
| | | Female | 0 | 0 | 0 | 0 | 0 | 0 |

Miscellaneous:

| | | Under10 | 10-12 | 13-14 | 15 | 16 | 17 | Total |
|--|--------|----------------|--------------|--------------|-----------|-----------|-----------|--------------|
| Offenses Against the Family and Children | Male | 0 | 0 | 0 | 0 | 0 | 0 | 0 |
| | Female | 0 | 0 | 0 | 0 | 0 | 0 | 0 |
| Driving Under the Influence | Male | 0 | 0 | 0 | 0 | 1 | 2 | 3 |
| | Female | 0 | 0 | 0 | 0 | 0 | 0 | 0 |
| Liquor Laws | Male | 0 | 0 | 0 | 1 | 2 | 4 | 7 |
| | Female | 0 | 0 | 1 | 0 | 2 | 0 | 3 |
| Drunkenness | Male | 0 | 0 | 0 | 0 | 0 | 0 | 0 |
| | Female | 0 | 0 | 0 | 0 | 0 | 0 | 0 |
| Disorderly Conduct | Male | 0 | 0 | 3 | 2 | 4 | 1 | 10 |
| | Female | 0 | 0 | 2 | 1 | 1 | 4 | 8 |
| Vagrancy | Male | 0 | 0 | 0 | 0 | 0 | 0 | 0 |
| | Female | 0 | 0 | 0 | 0 | 0 | 0 | 0 |
| All Other Offenses (Except Traffic) | Male | 1 | 3 | 26 | 39 | 39 | 46 | 154 |
| | Female | 1 | 0 | 6 | 8 | 14 | 11 | 40 |
| Suspicion | Male | 0 | 0 | 0 | 0 | 0 | 0 | 0 |
| | Female | 0 | 0 | 0 | 0 | 0 | 0 | 0 |
| Total Miscellaneous Violations: | | Male | 1 | 3 | 29 | 42 | 53 | 174 |
| | | Female | 1 | 0 | 9 | 9 | 15 | 51 |

Human Trafficking:

| | | Under10 | 10-12 | 13-14 | 15 | 16 | 17 | Total |
|--|--------|----------------|--------------|--------------|-----------|-----------|-----------|--------------|
| Human Trafficking/ Commercial Sex Acts | Male | 0 | 0 | 0 | 0 | 0 | 0 | 0 |
| | Female | 0 | 0 | 0 | 0 | 0 | 0 | 0 |
| Human Trafficking/ Involuntary Servitude | Male | 0 | 0 | 0 | 0 | 0 | 0 | 0 |
| | Female | 0 | 0 | 0 | 0 | 0 | 0 | 0 |
| Total Human Trafficking Violations: | | Male | 0 | 0 | 0 | 0 | 0 | 0 |
| | | Female | 0 | 0 | 0 | 0 | 0 | 0 |

2016 UNLV PD Arrests - Juvenile
Under 18 Years of Age

| Index Crime: | | Under10 | 10-12 | 13-14 | 15 | 16 | 17 | Total |
|--|--------|----------|----------|----------|----------|----------|----------|----------|
| Murder and Nonnegligent Manslaughter | Male | 0 | 0 | 0 | 0 | 0 | 0 | 0 |
| | Female | 0 | 0 | 0 | 0 | 0 | 0 | 0 |
| Manslaughter by Negligence | Male | 0 | 0 | 0 | 0 | 0 | 0 | 0 |
| | Female | 0 | 0 | 0 | 0 | 0 | 0 | 0 |
| Rape | Male | 0 | 0 | 0 | 0 | 0 | 0 | 0 |
| | Female | 0 | 0 | 0 | 0 | 0 | 0 | 0 |
| Robbery | Male | 0 | 0 | 0 | 0 | 0 | 0 | 0 |
| | Female | 0 | 0 | 0 | 0 | 0 | 0 | 0 |
| Aggravated Assault (Return A - 4a-d) | Male | 0 | 0 | 0 | 0 | 0 | 0 | 0 |
| | Female | 0 | 0 | 0 | 0 | 0 | 0 | 0 |
| Burglary - Breaking or Entering | Male | 0 | 0 | 0 | 0 | 0 | 0 | 0 |
| | Female | 0 | 0 | 0 | 0 | 0 | 0 | 0 |
| Larceny - Theft (Except Motor Vehicle Theft) | Male | 0 | 0 | 1 | 0 | 1 | 0 | 2 |
| | Female | 0 | 0 | 0 | 0 | 0 | 0 | 0 |
| Motor Vehicle Theft | Male | 1 | 0 | 2 | 0 | 1 | 1 | 5 |
| | Female | 0 | 0 | 0 | 0 | 0 | 0 | 0 |
| Arson | Male | 0 | 0 | 0 | 0 | 0 | 0 | 0 |
| | Female | 0 | 0 | 0 | 0 | 0 | 0 | 0 |
| Total Index Crimes Violations: Male | | 1 | 0 | 3 | 0 | 2 | 1 | 7 |
| Female | | 0 | 0 | 0 | 0 | 0 | 0 | 0 |

| Other Offenses: | | Under10 | 10-12 | 13-14 | 15 | 16 | 17 | Total |
|--|--------|----------|----------|----------|----------|----------|----------|----------|
| Other Assaults (Return A - 4e) | Male | 0 | 0 | 0 | 0 | 0 | 0 | 0 |
| | Female | 0 | 0 | 0 | 0 | 0 | 0 | 0 |
| Forgery and Counterfeiting | Male | 0 | 0 | 0 | 0 | 0 | 0 | 0 |
| | Female | 0 | 0 | 0 | 0 | 0 | 0 | 0 |
| Fraud | Male | 0 | 0 | 0 | 0 | 0 | 0 | 0 |
| | Female | 0 | 0 | 0 | 0 | 0 | 0 | 0 |
| Embezzlement | Male | 0 | 0 | 0 | 0 | 0 | 0 | 0 |
| | Female | 0 | 0 | 0 | 0 | 0 | 0 | 0 |
| Stolen Property; Buying, Receiving, Possessing | Male | 0 | 0 | 0 | 0 | 0 | 0 | 0 |
| | Female | 0 | 0 | 0 | 0 | 0 | 0 | 0 |
| Vandalism | Male | 0 | 0 | 0 | 0 | 0 | 0 | 0 |
| | Female | 0 | 0 | 0 | 0 | 0 | 0 | 0 |
| Weapons; Carrying, Possessing, etc. | Male | 0 | 0 | 0 | 0 | 0 | 0 | 0 |
| | Female | 0 | 0 | 0 | 0 | 0 | 0 | 0 |
| Total Other Offense Violations: Male | | 0 | 0 | 0 | 0 | 0 | 0 | 0 |
| Female | | 0 | 0 | 0 | 0 | 0 | 0 | 0 |

| Prostitution and Commercialized Vice: | | Under10 | 10-12 | 13-14 | 15 | 16 | 17 | Total |
|--|--------|----------|----------|----------|----------|----------|----------|----------|
| Prostitution | Male | 0 | 0 | 0 | 0 | 0 | 0 | 0 |
| | Female | 0 | 0 | 0 | 0 | 0 | 0 | 0 |
| Assisting or Promoting Prostitution | Male | 0 | 0 | 0 | 0 | 0 | 0 | 0 |
| | Female | 0 | 0 | 0 | 0 | 0 | 0 | 0 |
| Purchasing Prostitution | Male | 0 | 0 | 0 | 0 | 0 | 0 | 0 |
| | Female | 0 | 0 | 0 | 0 | 0 | 0 | 0 |
| Sex Offenses (Except Forcible Rape and Prostitution) | Male | 0 | 0 | 0 | 0 | 0 | 0 | 0 |
| | Female | 0 | 0 | 0 | 0 | 0 | 0 | 0 |
| Total Prostitution & Commercialized Vice Violations: Male | | 0 | 0 | 0 | 0 | 0 | 0 | 0 |
| Female | | 0 | 0 | 0 | 0 | 0 | 0 | 0 |

2016 UNLV PD Arrests - Juvenile
Under 18 Years of Age

Drug Abuse Violations:

| Sale/Manufacturing: | | Under10 | 10-12 | 13-14 | 15 | 16 | 17 | Total |
|--|---------------|----------------|--------------|--------------|-----------|-----------|-----------|--------------|
| Opium or Cocaine and Their Derivatives (Morphine, Heroin, Codeine) | Male | 0 | 0 | 0 | 0 | 0 | 0 | 0 |
| | Female | 0 | 0 | 0 | 0 | 0 | 0 | 0 |
| Marijuana | Male | 0 | 0 | 0 | 0 | 0 | 0 | 0 |
| | Female | 0 | 0 | 0 | 0 | 0 | 0 | 0 |
| Synthetic Narcotics - Manufactured Narcotics Which Can Cause True Drug Addiction Demerol, Methadones) | Male | 0 | 0 | 0 | 0 | 0 | 0 | 0 |
| | Female | 0 | 0 | 0 | 0 | 0 | 0 | 0 |
| Other - Dangerous Nonnarcotic Drugs (Barbiturates, Benzedrine) | Male | 0 | 0 | 0 | 0 | 0 | 0 | 0 |
| | Female | 0 | 0 | 0 | 0 | 0 | 0 | 0 |
| Possession: | | | | | | | | 0 |
| Opium or Cocaine and Their Derivatives (Morphine, Heroin, Codeine) | Male | 0 | 0 | 0 | 0 | 0 | 0 | 0 |
| | Female | 0 | 0 | 0 | 0 | 0 | 0 | 0 |
| Marijuana | Male | 0 | 0 | 0 | 0 | 0 | 1 | 1 |
| | Female | 0 | 0 | 0 | 0 | 0 | 0 | 0 |
| Synthetic Narcotics - Manufactured Narcotics Which Can Cause True Drug Addiction (Demerol, Methadones) | Male | 0 | 0 | 0 | 0 | 0 | 0 | 0 |
| | Female | 0 | 0 | 0 | 0 | 0 | 0 | 0 |
| Other - Dangerous Nonnarcotic Drugs (Barbiturates, Benzedrine) | Male | 0 | 0 | 0 | 0 | 0 | 0 | 0 |
| | Female | 0 | 0 | 0 | 0 | 0 | 0 | 0 |
| Total Drug Abuse Violations: | Male | 0 | 0 | 0 | 0 | 0 | 1 | 1 |
| | Female | 0 | 0 | 0 | 0 | 0 | 0 | 0 |

Gambling:

| | | Under10 | 10-12 | 13-14 | 15 | 16 | 17 | Total |
|-----------------------------------|---------------|----------------|--------------|--------------|-----------|-----------|-----------|--------------|
| Bookmaking (Horse and Sport Book) | Male | 0 | 0 | 0 | 0 | 0 | 0 | 0 |
| | Female | 0 | 0 | 0 | 0 | 0 | 0 | 0 |
| Numbers and Lottery | Male | 0 | 0 | 0 | 0 | 0 | 0 | 0 |
| | Female | 0 | 0 | 0 | 0 | 0 | 0 | 0 |
| All Other Gambling | Male | 0 | 0 | 0 | 0 | 0 | 0 | 0 |
| | Female | 0 | 0 | 0 | 0 | 0 | 0 | 0 |
| Total Gambling Violations: | Male | 0 | 0 | 0 | 0 | 0 | 0 | 0 |
| | Female | 0 | 0 | 0 | 0 | 0 | 0 | 0 |

Miscellaneous:

| | | Under10 | 10-12 | 13-14 | 15 | 16 | 17 | Total |
|--|---------------|----------------|--------------|--------------|-----------|-----------|-----------|--------------|
| Offenses Against the Family and Children | Male | 0 | 0 | 0 | 0 | 0 | 0 | 0 |
| | Female | 0 | 0 | 0 | 0 | 0 | 0 | 0 |
| Driving Under the Influence | Male | 0 | 0 | 0 | 0 | 0 | 0 | 0 |
| | Female | 0 | 0 | 0 | 0 | 0 | 0 | 0 |
| Liquor Laws | Male | 0 | 0 | 0 | 0 | 0 | 0 | 0 |
| | Female | 0 | 0 | 0 | 0 | 0 | 0 | 0 |
| Drunkenness | Male | 0 | 0 | 0 | 0 | 0 | 0 | 0 |
| | Female | 0 | 0 | 0 | 0 | 0 | 0 | 0 |
| Disorderly Conduct | Male | 0 | 0 | 0 | 0 | 0 | 0 | 0 |
| | Female | 0 | 0 | 0 | 0 | 0 | 0 | 0 |
| Vagrancy | Male | 0 | 0 | 0 | 0 | 0 | 0 | 0 |
| | Female | 0 | 0 | 0 | 0 | 0 | 0 | 0 |
| All Other Offenses (Except Traffic) | Male | 0 | 0 | 1 | 0 | 0 | 2 | 3 |
| | Female | 0 | 0 | 0 | 0 | 0 | 0 | 0 |
| Suspicion | Male | 0 | 0 | 0 | 0 | 0 | 0 | 0 |
| | Female | 0 | 0 | 0 | 0 | 0 | 0 | 0 |
| Total Miscellaneous Violations: | Male | 0 | 0 | 1 | 0 | 0 | 2 | 3 |
| | Female | 0 | 0 | 0 | 0 | 0 | 0 | 0 |

Human Trafficking:

| | | Under10 | 10-12 | 13-14 | 15 | 16 | 17 | Total |
|--|---------------|----------------|--------------|--------------|-----------|-----------|-----------|--------------|
| Human Trafficking/ Commercial Sex Acts | Male | 0 | 0 | 0 | 0 | 0 | 0 | 0 |
| | Female | 0 | 0 | 0 | 0 | 0 | 0 | 0 |
| Human Trafficking/ Involuntary Servitude | Male | 0 | 0 | 0 | 0 | 0 | 0 | 0 |
| | Female | 0 | 0 | 0 | 0 | 0 | 0 | 0 |
| Total Human Trafficking Violations: | Male | 0 | 0 | 0 | 0 | 0 | 0 | 0 |
| | Female | 0 | 0 | 0 | 0 | 0 | 0 | 0 |

2016 Douglas County Arrests - Juvenile
Under 18 Years of Age

| Index Crime: | | Under10 | 10-12 | 13-14 | 15 | 16 | 17 | Total |
|--|--------|----------|----------|----------|----------|----------|----------|-----------|
| Murder and Nonnegligent Manslaughter | Male | 0 | 0 | 0 | 0 | 0 | 0 | 0 |
| | Female | 0 | 0 | 0 | 0 | 0 | 0 | 0 |
| Manslaughter by Negligence | Male | 0 | 0 | 0 | 0 | 0 | 0 | 0 |
| | Female | 0 | 0 | 0 | 0 | 0 | 0 | 0 |
| Rape | Male | 0 | 0 | 0 | 0 | 0 | 0 | 0 |
| | Female | 0 | 0 | 0 | 0 | 0 | 0 | 0 |
| Robbery | Male | 0 | 0 | 0 | 0 | 0 | 0 | 0 |
| | Female | 0 | 0 | 0 | 0 | 0 | 0 | 0 |
| Aggravated Assault (Return A - 4a-d) | Male | 0 | 0 | 0 | 0 | 0 | 0 | 0 |
| | Female | 0 | 0 | 0 | 0 | 0 | 0 | 0 |
| Burglary - Breaking or Entering | Male | 0 | 0 | 1 | 0 | 0 | 0 | 1 |
| | Female | 0 | 0 | 0 | 0 | 0 | 0 | 0 |
| Larceny - Theft (Except Motor Vehicle Theft) | Male | 0 | 0 | 2 | 1 | 4 | 4 | 11 |
| | Female | 0 | 0 | 1 | 1 | 3 | 2 | 7 |
| Motor Vehicle Theft | Male | 0 | 0 | 1 | 2 | 0 | 0 | 3 |
| | Female | 0 | 0 | 0 | 1 | 0 | 0 | 1 |
| Arson | Male | 0 | 0 | 0 | 0 | 0 | 0 | 0 |
| | Female | 0 | 0 | 0 | 0 | 0 | 0 | 0 |
| Total Index Crimes Violations: Male | | 0 | 0 | 4 | 3 | 4 | 4 | 15 |
| Female | | 0 | 0 | 1 | 2 | 3 | 2 | 8 |

| Other Offenses: | | Under10 | 10-12 | 13-14 | 15 | 16 | 17 | Total |
|--|--------|----------|----------|----------|----------|----------|----------|----------|
| Other Assaults (Return A - 4e) | Male | 0 | 0 | 0 | 3 | 2 | 2 | 7 |
| | Female | 0 | 0 | 2 | 2 | 1 | 2 | 7 |
| Forgery and Counterfeiting | Male | 0 | 0 | 0 | 0 | 0 | 0 | 0 |
| | Female | 0 | 0 | 0 | 0 | 0 | 0 | 0 |
| Fraud | Male | 0 | 0 | 0 | 0 | 0 | 0 | 0 |
| | Female | 0 | 0 | 0 | 0 | 0 | 0 | 0 |
| Embezzlement | Male | 0 | 0 | 0 | 0 | 0 | 0 | 0 |
| | Female | 0 | 0 | 0 | 0 | 0 | 0 | 0 |
| Stolen Property; Buying, Receiving, Possessing | Male | 0 | 0 | 0 | 0 | 0 | 0 | 0 |
| | Female | 0 | 0 | 0 | 0 | 0 | 0 | 0 |
| Vandalism | Male | 0 | 1 | 1 | 0 | 0 | 0 | 2 |
| | Female | 0 | 0 | 0 | 0 | 0 | 0 | 0 |
| Weapons; Carrying, Possessing, etc. | Male | 0 | 0 | 0 | 0 | 0 | 0 | 0 |
| | Female | 0 | 0 | 0 | 0 | 0 | 0 | 0 |
| Total Other Offense Violations: Male | | 0 | 1 | 1 | 3 | 2 | 2 | 9 |
| Female | | 0 | 0 | 2 | 2 | 1 | 2 | 7 |

| Prostitution and Commercialized Vice: | | Under10 | 10-12 | 13-14 | 15 | 16 | 17 | Total |
|--|--------|----------|----------|----------|----------|----------|----------|----------|
| Prostitution | Male | 0 | 0 | 0 | 0 | 0 | 0 | 0 |
| | Female | 0 | 0 | 0 | 0 | 0 | 0 | 0 |
| Assisting or Promoting Prostitution | Male | 0 | 0 | 0 | 0 | 0 | 0 | 0 |
| | Female | 0 | 0 | 0 | 0 | 0 | 0 | 0 |
| Purchasing Prostitution | Male | 0 | 0 | 0 | 0 | 0 | 0 | 0 |
| | Female | 0 | 0 | 0 | 0 | 0 | 0 | 0 |
| Sex Offenses (Except Forcible Rape and Prostitution) | Male | 0 | 0 | 0 | 0 | 0 | 0 | 0 |
| | Female | 0 | 0 | 0 | 0 | 0 | 0 | 0 |
| Total Prostitution & Commercialized Vice Violations: Male | | 0 | 0 | 0 | 0 | 0 | 0 | 0 |
| Female | | 0 | 0 | 0 | 0 | 0 | 0 | 0 |

2016 Douglas County Arrests - Juvenile
Under 18 Years of Age

Drug Abuse Violations:

| Sale/Manufacturing: | | Under10 | 10-12 | 13-14 | 15 | 16 | 17 | Total |
|--|--------|----------------|--------------|--------------|-----------|-----------|-----------|--------------|
| Opium or Cocaine and Their Derivatives (Morphine, Heroin, Codeine) | Male | 0 | 0 | 0 | 0 | 0 | 0 | 0 |
| | Female | 0 | 0 | 0 | 0 | 0 | 0 | 0 |
| Marijuana | Male | 0 | 0 | 0 | 0 | 0 | 0 | 0 |
| | Female | 0 | 0 | 0 | 0 | 0 | 0 | 0 |
| Synthetic Narcotics - Manufactured Narcotics Which Can Cause True Drug Addiction Demerol, Methadones) | Male | 0 | 0 | 0 | 0 | 0 | 0 | 0 |
| | Female | 0 | 0 | 0 | 0 | 0 | 0 | 0 |
| Other - Dangerous Nonnarcotic Drugs (Barbiturates, Benzedrine) | Male | 0 | 0 | 0 | 0 | 1 | 0 | 1 |
| | Female | 0 | 0 | 0 | 0 | 0 | 0 | 0 |
| Possession: | | | | | | | | 0 |
| Opium or Cocaine and Their Derivatives (Morphine, Heroin, Codeine) | Male | 0 | 0 | 0 | 0 | 0 | 0 | 0 |
| | Female | 0 | 0 | 0 | 0 | 0 | 0 | 0 |
| Marijuana | Male | 0 | 0 | 1 | 2 | 2 | 9 | 14 |
| | Female | 0 | 0 | 0 | 0 | 0 | 2 | 2 |
| Synthetic Narcotics - Manufactured Narcotics Which Can Cause True Drug Addiction (Demerol, Methadones) | Male | 0 | 0 | 0 | 0 | 0 | 0 | 0 |
| | Female | 0 | 0 | 0 | 0 | 0 | 0 | 0 |
| Other - Dangerous Nonnarcotic Drugs (Barbiturates, Benzedrine) | Male | 0 | 0 | 0 | 0 | 1 | 2 | 3 |
| | Female | 0 | 0 | 0 | 0 | 0 | 0 | 0 |
| Total Drug Abuse Violations: Male | | 0 | 0 | 1 | 2 | 4 | 11 | 18 |
| Female | | 0 | 0 | 0 | 0 | 0 | 2 | 2 |

Gambling:

| | | Under10 | 10-12 | 13-14 | 15 | 16 | 17 | Total |
|--|--------|----------------|--------------|--------------|-----------|-----------|-----------|--------------|
| Bookmaking (Horse and Sport Book) | Male | 0 | 0 | 0 | 0 | 0 | 0 | 0 |
| | Female | 0 | 0 | 0 | 0 | 0 | 0 | 0 |
| Numbers and Lottery | Male | 0 | 0 | 0 | 0 | 0 | 0 | 0 |
| | Female | 0 | 0 | 0 | 0 | 0 | 0 | 0 |
| All Other Gambling | Male | 0 | 0 | 0 | 0 | 0 | 0 | 0 |
| | Female | 0 | 0 | 0 | 0 | 0 | 0 | 0 |
| Total Gambling Violations: Male | | 0 | 0 | 0 | 0 | 0 | 0 | 0 |
| Female | | 0 | 0 | 0 | 0 | 0 | 0 | 0 |

Miscellaneous:

| | | Under10 | 10-12 | 13-14 | 15 | 16 | 17 | Total |
|---|--------|----------------|--------------|--------------|-----------|-----------|-----------|--------------|
| Offenses Against the Family and Children | Male | 0 | 0 | 0 | 0 | 1 | 0 | 1 |
| | Female | 0 | 0 | 0 | 0 | 0 | 0 | 0 |
| Driving Under the Influence | Male | 0 | 0 | 0 | 1 | 0 | 0 | 1 |
| | Female | 0 | 0 | 0 | 0 | 0 | 0 | 0 |
| Liquor Laws | Male | 0 | 0 | 4 | 4 | 4 | 8 | 20 |
| | Female | 0 | 0 | 1 | 2 | 7 | 8 | 18 |
| Drunkenness | Male | 0 | 0 | 0 | 0 | 0 | 0 | 0 |
| | Female | 0 | 0 | 0 | 0 | 0 | 0 | 0 |
| Disorderly Conduct | Male | 0 | 0 | 1 | 0 | 0 | 1 | 2 |
| | Female | 0 | 0 | 1 | 0 | 0 | 0 | 1 |
| Vagrancy | Male | 0 | 0 | 0 | 0 | 0 | 0 | 0 |
| | Female | 0 | 0 | 0 | 0 | 0 | 0 | 0 |
| All Other Offenses (Except Traffic) | Male | 0 | 1 | 2 | 7 | 7 | 17 | 34 |
| | Female | 0 | 0 | 1 | 7 | 1 | 2 | 11 |
| Suspicion | Male | 0 | 0 | 0 | 0 | 0 | 0 | 0 |
| | Female | 0 | 0 | 0 | 0 | 0 | 0 | 0 |
| Total Miscellaneous Violations: Male | | 0 | 1 | 7 | 12 | 12 | 26 | 58 |
| Female | | 0 | 0 | 3 | 9 | 8 | 10 | 30 |

Human Trafficking:

| | | Under10 | 10-12 | 13-14 | 15 | 16 | 17 | Total |
|---|--------|----------------|--------------|--------------|-----------|-----------|-----------|--------------|
| Human Trafficking/ Commercial Sex Acts | Male | 0 | 0 | 0 | 0 | 0 | 0 | 0 |
| | Female | 0 | 0 | 0 | 0 | 0 | 0 | 0 |
| Human Trafficking/ Involuntary Servitude | Male | 0 | 0 | 0 | 0 | 0 | 0 | 0 |
| | Female | 0 | 0 | 0 | 0 | 0 | 0 | 0 |
| Total Human Trafficking Violations: Male | | 0 | 0 | 0 | 0 | 0 | 0 | 0 |
| Female | | 0 | 0 | 0 | 0 | 0 | 0 | 0 |

2016 Elko County Arrests - Juvenile
Under 18 Years of Age

| Index Crime: | | Under10 | 10-12 | 13-14 | 15 | 16 | 17 | Total |
|--|--------|---------|-------|-------|----|----|----|-------|
| Murder and Nonnegligent Manslaughter | Male | 0 | 0 | 0 | 0 | 0 | 0 | 0 |
| | Female | 0 | 0 | 0 | 0 | 0 | 0 | 0 |
| Manslaughter by Negligence | Male | 0 | 0 | 0 | 0 | 0 | 0 | 0 |
| | Female | 0 | 0 | 0 | 0 | 0 | 0 | 0 |
| Rape | Male | 0 | 0 | 0 | 0 | 0 | 0 | 0 |
| | Female | 0 | 0 | 0 | 0 | 0 | 0 | 0 |
| Robbery | Male | 0 | 0 | 0 | 0 | 0 | 0 | 0 |
| | Female | 0 | 0 | 0 | 0 | 0 | 0 | 0 |
| Aggravated Assault (Return A - 4a-d) | Male | 0 | 0 | 1 | 0 | 0 | 0 | 1 |
| | Female | 0 | 0 | 1 | 0 | 0 | 0 | 1 |
| Burglary - Breaking or Entering | Male | 0 | 0 | 0 | 0 | 0 | 1 | 1 |
| | Female | 0 | 0 | 0 | 0 | 0 | 0 | 0 |
| Larceny - Theft (Except Motor Vehicle Theft) | Male | 1 | 0 | 2 | 0 | 0 | 1 | 4 |
| | Female | 0 | 0 | 2 | 0 | 1 | 0 | 3 |
| Motor Vehicle Theft | Male | 0 | 0 | 0 | 0 | 0 | 0 | 0 |
| | Female | 0 | 0 | 0 | 0 | 0 | 0 | 0 |
| Arson | Male | 0 | 0 | 0 | 0 | 0 | 1 | 1 |
| | Female | 0 | 0 | 0 | 0 | 0 | 0 | 0 |
| Total Index Crimes Violations: Male | | 1 | 0 | 3 | 0 | 0 | 3 | 7 |
| Female | | 0 | 0 | 3 | 0 | 1 | 0 | 4 |

| Other Offenses: | | Under10 | 10-12 | 13-14 | 15 | 16 | 17 | Total |
|--|--------|---------|-------|-------|----|----|----|-------|
| Other Assaults (Return A - 4e) | Male | 1 | 4 | 2 | 1 | 1 | 1 | 10 |
| | Female | 1 | 0 | 2 | 1 | 2 | 3 | 9 |
| Forgery and Counterfeiting | Male | 0 | 0 | 0 | 0 | 0 | 1 | 1 |
| | Female | 0 | 0 | 0 | 0 | 0 | 0 | 0 |
| Fraud | Male | 0 | 0 | 0 | 0 | 0 | 0 | 0 |
| | Female | 0 | 0 | 0 | 0 | 0 | 0 | 0 |
| Embezzlement | Male | 0 | 0 | 0 | 0 | 0 | 0 | 0 |
| | Female | 0 | 1 | 0 | 0 | 0 | 0 | 1 |
| Stolen Property; Buying, Receiving, Possessing | Male | 0 | 0 | 0 | 0 | 0 | 0 | 0 |
| | Female | 0 | 0 | 0 | 0 | 0 | 0 | 0 |
| Vandalism | Male | 0 | 0 | 1 | 0 | 0 | 0 | 1 |
| | Female | 0 | 0 | 0 | 0 | 0 | 0 | 0 |
| Weapons; Carrying, Possessing, etc. | Male | 1 | 0 | 0 | 0 | 0 | 0 | 1 |
| | Female | 0 | 0 | 0 | 0 | 0 | 0 | 0 |
| Total Other Offense Violations: Male | | 2 | 4 | 3 | 1 | 1 | 2 | 13 |
| Female | | 1 | 1 | 2 | 1 | 2 | 3 | 10 |

| Prostitution and Commercialized Vice: | | Under10 | 10-12 | 13-14 | 15 | 16 | 17 | Total |
|---|--------|---------|-------|-------|----|----|----|-------|
| Prostitution | Male | 0 | 0 | 0 | 0 | 0 | 0 | 0 |
| | Female | 0 | 0 | 0 | 0 | 0 | 0 | 0 |
| Assisting or Promoting Prostitution | Male | 0 | 0 | 0 | 0 | 0 | 0 | 0 |
| | Female | 0 | 0 | 0 | 0 | 0 | 0 | 0 |
| Purchasing Prostitution | Male | 0 | 0 | 0 | 0 | 0 | 0 | 0 |
| | Female | 0 | 0 | 0 | 0 | 0 | 0 | 0 |
| Sex Offenses (Except Forcible Rape and Prostitution) | Male | 0 | 0 | 0 | 1 | 0 | 1 | 2 |
| | Female | 0 | 0 | 0 | 0 | 0 | 0 | 0 |
| Total Prostitution & Commercialized Vice Violations: Male | | 0 | 0 | 0 | 1 | 0 | 1 | 2 |
| Female | | 0 | 0 | 0 | 0 | 0 | 0 | 0 |

2016 Elko County Arrests - Juvenile
Under 18 Years of Age

Drug Abuse Violations:

| Sale/Manufacturing: | | Under10 | 10-12 | 13-14 | 15 | 16 | 17 | Total |
|--|--------|----------|----------|----------|----------|----------|----------|-----------|
| Opium or Cocaine and Their Derivatives (Morphine, Heroin, Codeine) | Male | 0 | 0 | 0 | 0 | 0 | 0 | 0 |
| | Female | 0 | 0 | 0 | 0 | 0 | 0 | 0 |
| Marijuana | Male | 0 | 0 | 0 | 0 | 0 | 0 | 0 |
| | Female | 0 | 0 | 0 | 0 | 0 | 0 | 0 |
| Synthetic Narcotics - Manufactured Narcotics Which Can Cause True Drug Addiction Demerol, Methadones) | Male | 0 | 0 | 0 | 0 | 0 | 0 | 0 |
| | Female | 0 | 0 | 0 | 0 | 0 | 0 | 0 |
| Other - Dangerous Nonnarcotic Drugs (Barbiturates, Benzedrine) | Male | 0 | 0 | 0 | 0 | 0 | 0 | 0 |
| | Female | 0 | 0 | 0 | 0 | 0 | 0 | 0 |
| Possession: | | | | | | | | 0 |
| Opium or Cocaine and Their Derivatives (Morphine, Heroin, Codeine) | Male | 0 | 0 | 0 | 0 | 0 | 0 | 0 |
| | Female | 0 | 0 | 0 | 0 | 0 | 0 | 0 |
| Marijuana | Male | 0 | 0 | 2 | 3 | 3 | 3 | 11 |
| | Female | 0 | 0 | 0 | 0 | 1 | 1 | 2 |
| Synthetic Narcotics - Manufactured Narcotics Which Can Cause True Drug Addiction (Demerol, Methadones) | Male | 0 | 0 | 0 | 0 | 1 | 0 | 1 |
| | Female | 0 | 0 | 0 | 0 | 1 | 1 | 2 |
| Other - Dangerous Nonnarcotic Drugs (Barbiturates, Benzedrine) | Male | 0 | 0 | 0 | 1 | 0 | 0 | 1 |
| | Female | 0 | 0 | 0 | 0 | 0 | 0 | 0 |
| Total Drug Abuse Violations: Male | | 0 | 0 | 2 | 4 | 4 | 3 | 13 |
| Female | | 0 | 0 | 0 | 0 | 2 | 2 | 4 |

Gambling:

| | | Under10 | 10-12 | 13-14 | 15 | 16 | 17 | Total |
|--|--------|----------|----------|----------|----------|----------|----------|----------|
| Bookmaking (Horse and Sport Book) | Male | 0 | 0 | 0 | 0 | 0 | 0 | 0 |
| | Female | 0 | 0 | 0 | 0 | 0 | 0 | 0 |
| Numbers and Lottery | Male | 0 | 0 | 0 | 0 | 0 | 0 | 0 |
| | Female | 0 | 0 | 0 | 0 | 0 | 0 | 0 |
| All Other Gambling | Male | 0 | 0 | 0 | 0 | 0 | 0 | 0 |
| | Female | 0 | 0 | 0 | 0 | 0 | 0 | 0 |
| Total Gambling Violations: Male | | 0 | 0 | 0 | 0 | 0 | 0 | 0 |
| Female | | 0 | 0 | 0 | 0 | 0 | 0 | 0 |

Miscellaneous:

| | | Under10 | 10-12 | 13-14 | 15 | 16 | 17 | Total |
|---|--------|----------|----------|----------|----------|-----------|-----------|-----------|
| Offenses Against the Family and Children | Male | 0 | 0 | 4 | 0 | 1 | 4 | 9 |
| | Female | 0 | 2 | 1 | 0 | 3 | 1 | 7 |
| Driving Under the Influence | Male | 0 | 0 | 0 | 0 | 1 | 3 | 4 |
| | Female | 0 | 0 | 0 | 1 | 1 | 1 | 3 |
| Liquor Laws | Male | 0 | 0 | 0 | 5 | 1 | 3 | 9 |
| | Female | 0 | 0 | 0 | 0 | 1 | 0 | 1 |
| Drunkenness | Male | 0 | 0 | 0 | 0 | 1 | 0 | 1 |
| | Female | 0 | 0 | 0 | 0 | 0 | 0 | 0 |
| Disorderly Conduct | Male | 1 | 1 | 0 | 2 | 0 | 0 | 4 |
| | Female | 0 | 0 | 0 | 1 | 1 | 0 | 2 |
| Vagrancy | Male | 0 | 0 | 0 | 0 | 0 | 0 | 0 |
| | Female | 0 | 0 | 0 | 0 | 0 | 0 | 0 |
| All Other Offenses (Except Traffic) | Male | 0 | 0 | 1 | 2 | 3 | 4 | 10 |
| | Female | 0 | 0 | 2 | 1 | 4 | 0 | 7 |
| Suspicion | Male | 0 | 0 | 0 | 0 | 0 | 0 | 0 |
| | Female | 0 | 0 | 0 | 0 | 0 | 0 | 0 |
| Total Miscellaneous Violations: Male | | 1 | 1 | 5 | 9 | 7 | 14 | 37 |
| Female | | 0 | 2 | 3 | 3 | 10 | 2 | 20 |

Human Trafficking:

| | | Under10 | 10-12 | 13-14 | 15 | 16 | 17 | Total |
|---|--------|----------|----------|----------|----------|----------|----------|----------|
| Human Trafficking/ Commercial Sex Acts | Male | 0 | 0 | 0 | 0 | 0 | 0 | 0 |
| | Female | 0 | 0 | 0 | 1 | 0 | 0 | 1 |
| Human Trafficking/ Involuntary Servitude | Male | 0 | 0 | 0 | 0 | 0 | 0 | 0 |
| | Female | 0 | 0 | 0 | 0 | 0 | 0 | 0 |
| Total Human Trafficking Violations: Male | | 0 | 0 | 0 | 0 | 0 | 0 | 0 |
| Female | | 0 | 0 | 0 | 1 | 0 | 0 | 1 |

2016 Carlin PD Arrests - Juvenile
Under 18 Years of Age

| Index Crime: | | Under10 | 10-12 | 13-14 | 15 | 16 | 17 | Total |
|--|--------|---------|-------|-------|----|----|----|-------|
| Murder and Nonnegligent Manslaughter | Male | 0 | 0 | 0 | 0 | 0 | 0 | 0 |
| | Female | 0 | 0 | 0 | 0 | 0 | 0 | 0 |
| Manslaughter by Negligence | Male | 0 | 0 | 0 | 0 | 0 | 0 | 0 |
| | Female | 0 | 0 | 0 | 0 | 0 | 0 | 0 |
| Rape | Male | 0 | 0 | 0 | 0 | 0 | 0 | 0 |
| | Female | 0 | 0 | 0 | 0 | 0 | 0 | 0 |
| Robbery | Male | 0 | 0 | 0 | 0 | 0 | 0 | 0 |
| | Female | 0 | 0 | 0 | 0 | 0 | 0 | 0 |
| Aggravated Assault (Return A - 4a-d) | Male | 0 | 0 | 1 | 0 | 0 | 0 | 1 |
| | Female | 0 | 0 | 0 | 0 | 0 | 0 | 0 |
| Burglary - Breaking or Entering | Male | 0 | 0 | 0 | 0 | 0 | 0 | 0 |
| | Female | 0 | 0 | 0 | 0 | 0 | 0 | 0 |
| Larceny - Theft (Except Motor Vehicle Theft) | Male | 0 | 0 | 0 | 0 | 0 | 0 | 0 |
| | Female | 0 | 0 | 0 | 0 | 0 | 0 | 0 |
| Motor Vehicle Theft | Male | 0 | 0 | 0 | 0 | 0 | 0 | 0 |
| | Female | 0 | 0 | 0 | 0 | 0 | 0 | 0 |
| Arson | Male | 0 | 0 | 0 | 0 | 0 | 0 | 0 |
| | Female | 0 | 0 | 0 | 0 | 0 | 0 | 0 |
| Total Index Crimes Violations: Male | | 0 | 0 | 1 | 0 | 0 | 0 | 1 |
| Female | | 0 | 0 | 0 | 0 | 0 | 0 | 0 |

| Other Offenses: | | Under10 | 10-12 | 13-14 | 15 | 16 | 17 | Total |
|--|--------|---------|-------|-------|----|----|----|-------|
| Other Assaults (Return A - 4e) | Male | 0 | 0 | 0 | 0 | 0 | 0 | 0 |
| | Female | 0 | 0 | 0 | 0 | 0 | 0 | 0 |
| Forgery and Counterfeiting | Male | 0 | 0 | 0 | 0 | 0 | 0 | 0 |
| | Female | 0 | 0 | 0 | 0 | 0 | 0 | 0 |
| Fraud | Male | 0 | 0 | 0 | 0 | 0 | 0 | 0 |
| | Female | 0 | 0 | 0 | 0 | 0 | 0 | 0 |
| Embezzlement | Male | 0 | 0 | 0 | 0 | 0 | 0 | 0 |
| | Female | 0 | 0 | 0 | 0 | 0 | 0 | 0 |
| Stolen Property; Buying, Receiving, Possessing | Male | 0 | 0 | 0 | 0 | 0 | 0 | 0 |
| | Female | 0 | 0 | 0 | 0 | 0 | 0 | 0 |
| Vandalism | Male | 0 | 0 | 0 | 0 | 0 | 0 | 0 |
| | Female | 0 | 0 | 0 | 0 | 0 | 0 | 0 |
| Weapons; Carrying, Possessing, etc. | Male | 0 | 0 | 0 | 0 | 0 | 0 | 0 |
| | Female | 0 | 0 | 0 | 0 | 0 | 0 | 0 |
| Total Other Offense Violations: Male | | 0 | 0 | 0 | 0 | 0 | 0 | 0 |
| Female | | 0 | 0 | 0 | 0 | 0 | 0 | 0 |

| Prostitution and Commercialized Vice: | | Under10 | 10-12 | 13-14 | 15 | 16 | 17 | Total |
|---|--------|---------|-------|-------|----|----|----|-------|
| Prostitution | Male | 0 | 0 | 0 | 0 | 0 | 0 | 0 |
| | Female | 0 | 0 | 0 | 0 | 0 | 0 | 0 |
| Assisting or Promoting Prostitution | Male | 0 | 0 | 0 | 0 | 0 | 0 | 0 |
| | Female | 0 | 0 | 0 | 0 | 0 | 0 | 0 |
| Purchasing Prostitution | Male | 0 | 0 | 0 | 0 | 0 | 0 | 0 |
| | Female | 0 | 0 | 0 | 0 | 0 | 0 | 0 |
| Sex Offenses (Except Forcible Rape and Prostitution) | Male | 0 | 0 | 0 | 0 | 0 | 0 | 0 |
| | Female | 0 | 0 | 0 | 0 | 0 | 0 | 0 |
| Total Prostitution & Commercialized Vice Violations: Male | | 0 | 0 | 0 | 0 | 0 | 0 | 0 |
| Female | | 0 | 0 | 0 | 0 | 0 | 0 | 0 |

2016 Carlin PD Arrests - Juvenile
Under 18 Years of Age

Drug Abuse Violations:

| Sale/Manufacturing: | | Under10 | 10-12 | 13-14 | 15 | 16 | 17 | Total |
|--|--------|----------------|--------------|--------------|-----------|-----------|-----------|--------------|
| Opium or Cocaine and Their Derivatives (Morphine, Heroin, Codeine) | Male | 0 | 0 | 0 | 0 | 0 | 0 | 0 |
| | Female | 0 | 0 | 0 | 0 | 0 | 0 | 0 |
| Marijuana | Male | 0 | 0 | 0 | 0 | 0 | 0 | 0 |
| | Female | 0 | 0 | 0 | 0 | 0 | 0 | 0 |
| Synthetic Narcotics - Manufactured Narcotics Which Can Cause True Drug Addiction Demerol, Methadones) | Male | 0 | 0 | 0 | 0 | 0 | 0 | 0 |
| | Female | 0 | 0 | 0 | 0 | 0 | 0 | 0 |
| Other - Dangerous Nonnarcotic Drugs (Barbiturates, Benzedrine) | Male | 0 | 0 | 0 | 0 | 0 | 0 | 0 |
| | Female | 0 | 0 | 0 | 0 | 0 | 0 | 0 |
| Possession: | | | | | | | | 0 |
| Opium or Cocaine and Their Derivatives (Morphine, Heroin, Codeine) | Male | 0 | 0 | 0 | 0 | 0 | 0 | 0 |
| | Female | 0 | 0 | 0 | 0 | 0 | 0 | 0 |
| Marijuana | Male | 0 | 0 | 2 | 2 | 1 | 0 | 5 |
| | Female | 0 | 0 | 0 | 0 | 0 | 0 | 0 |
| Synthetic Narcotics - Manufactured Narcotics Which Can Cause True Drug Addiction (Demerol, Methadones) | Male | 0 | 0 | 0 | 0 | 0 | 0 | 0 |
| | Female | 0 | 0 | 0 | 0 | 0 | 1 | 1 |
| Other - Dangerous Nonnarcotic Drugs (Barbiturates, Benzedrine) | Male | 0 | 0 | 0 | 0 | 0 | 0 | 0 |
| | Female | 0 | 0 | 0 | 0 | 0 | 0 | 0 |
| Total Drug Abuse Violations: | | Male | 0 | 0 | 2 | 2 | 1 | 5 |
| | | Female | 0 | 0 | 0 | 0 | 1 | 1 |

Gambling:

| | | Under10 | 10-12 | 13-14 | 15 | 16 | 17 | Total |
|-----------------------------------|--------|----------------|--------------|--------------|-----------|-----------|-----------|--------------|
| Bookmaking (Horse and Sport Book) | Male | 0 | 0 | 0 | 0 | 0 | 0 | 0 |
| | Female | 0 | 0 | 0 | 0 | 0 | 0 | 0 |
| Numbers and Lottery | Male | 0 | 0 | 0 | 0 | 0 | 0 | 0 |
| | Female | 0 | 0 | 0 | 0 | 0 | 0 | 0 |
| All Other Gambling | Male | 0 | 0 | 0 | 0 | 0 | 0 | 0 |
| | Female | 0 | 0 | 0 | 0 | 0 | 0 | 0 |
| Total Gambling Violations: | | Male | 0 | 0 | 0 | 0 | 0 | 0 |
| | | Female | 0 | 0 | 0 | 0 | 0 | 0 |

Miscellaneous:

| | | Under10 | 10-12 | 13-14 | 15 | 16 | 17 | Total |
|--|--------|----------------|--------------|--------------|-----------|-----------|-----------|--------------|
| Offenses Against the Family and Children | Male | 0 | 0 | 0 | 0 | 0 | 0 | 0 |
| | Female | 0 | 0 | 0 | 0 | 0 | 0 | 0 |
| Driving Under the Influence | Male | 0 | 0 | 0 | 0 | 0 | 0 | 0 |
| | Female | 0 | 0 | 0 | 0 | 0 | 0 | 0 |
| Liquor Laws | Male | 0 | 0 | 0 | 1 | 0 | 1 | 2 |
| | Female | 0 | 0 | 0 | 0 | 0 | 0 | 0 |
| Drunkenness | Male | 0 | 0 | 0 | 0 | 0 | 0 | 0 |
| | Female | 0 | 0 | 0 | 0 | 0 | 0 | 0 |
| Disorderly Conduct | Male | 0 | 0 | 0 | 0 | 0 | 0 | 0 |
| | Female | 0 | 0 | 0 | 0 | 0 | 0 | 0 |
| Vagrancy | Male | 0 | 0 | 0 | 0 | 0 | 0 | 0 |
| | Female | 0 | 0 | 0 | 0 | 0 | 0 | 0 |
| All Other Offenses (Except Traffic) | Male | 0 | 0 | 0 | 1 | 0 | 0 | 1 |
| | Female | 0 | 0 | 1 | 0 | 0 | 0 | 1 |
| Suspicion | Male | 0 | 0 | 0 | 0 | 0 | 0 | 0 |
| | Female | 0 | 0 | 0 | 0 | 0 | 0 | 0 |
| Total Miscellaneous Violations: | | Male | 0 | 0 | 2 | 0 | 1 | 3 |
| | | Female | 0 | 0 | 1 | 0 | 0 | 1 |

Human Trafficking:

| | | Under10 | 10-12 | 13-14 | 15 | 16 | 17 | Total |
|--|--------|----------------|--------------|--------------|-----------|-----------|-----------|--------------|
| Human Trafficking/ Commercial Sex Acts | Male | 0 | 0 | 0 | 0 | 0 | 0 | 0 |
| | Female | 0 | 0 | 0 | 0 | 0 | 0 | 0 |
| Human Trafficking/ Involuntary Servitude | Male | 0 | 0 | 0 | 0 | 0 | 0 | 0 |
| | Female | 0 | 0 | 0 | 0 | 0 | 0 | 0 |
| Total Human Trafficking Violations: | | Male | 0 | 0 | 0 | 0 | 0 | 0 |
| | | Female | 0 | 0 | 0 | 0 | 0 | 0 |

2016 Elko PD Arrests - Juvenile
Under 18 Years of Age

| Index Crime: | | Under10 | 10-12 | 13-14 | 15 | 16 | 17 | Total |
|--|--------|----------|----------|----------|----------|----------|----------|----------|
| Murder and Nonnegligent Manslaughter | Male | 0 | 0 | 0 | 0 | 0 | 0 | 0 |
| | Female | 0 | 0 | 0 | 0 | 0 | 0 | 0 |
| Manslaughter by Negligence | Male | 0 | 0 | 0 | 0 | 0 | 0 | 0 |
| | Female | 0 | 0 | 0 | 0 | 0 | 0 | 0 |
| Rape | Male | 0 | 0 | 0 | 0 | 0 | 0 | 0 |
| | Female | 0 | 0 | 0 | 0 | 0 | 0 | 0 |
| Robbery | Male | 0 | 0 | 0 | 0 | 0 | 0 | 0 |
| | Female | 0 | 0 | 0 | 0 | 0 | 0 | 0 |
| Aggravated Assault (Return A - 4a-d) | Male | 0 | 0 | 0 | 0 | 0 | 0 | 0 |
| | Female | 0 | 0 | 1 | 0 | 0 | 0 | 1 |
| Burglary - Breaking or Entering | Male | 0 | 0 | 0 | 0 | 0 | 0 | 0 |
| | Female | 0 | 0 | 0 | 0 | 0 | 0 | 0 |
| Larceny - Theft (Except Motor Vehicle Theft) | Male | 0 | 0 | 0 | 0 | 0 | 0 | 0 |
| | Female | 0 | 0 | 2 | 0 | 1 | 0 | 3 |
| Motor Vehicle Theft | Male | 0 | 0 | 0 | 0 | 0 | 0 | 0 |
| | Female | 0 | 0 | 0 | 0 | 0 | 0 | 0 |
| Arson | Male | 0 | 0 | 0 | 0 | 0 | 1 | 1 |
| | Female | 0 | 0 | 0 | 0 | 0 | 0 | 0 |
| Total Index Crimes Violations: Male | | 0 | 0 | 0 | 0 | 0 | 1 | 1 |
| Female | | 0 | 0 | 3 | 0 | 1 | 0 | 4 |

| Other Offenses: | | Under10 | 10-12 | 13-14 | 15 | 16 | 17 | Total |
|--|--------|----------|----------|----------|----------|----------|----------|----------|
| Other Assaults (Return A - 4e) | Male | 0 | 0 | 1 | 0 | 0 | 0 | 1 |
| | Female | 0 | 0 | 0 | 0 | 0 | 2 | 2 |
| Forgery and Counterfeiting | Male | 0 | 0 | 0 | 0 | 0 | 1 | 1 |
| | Female | 0 | 0 | 0 | 0 | 0 | 0 | 0 |
| Fraud | Male | 0 | 0 | 0 | 0 | 0 | 0 | 0 |
| | Female | 0 | 0 | 0 | 0 | 0 | 0 | 0 |
| Embezzlement | Male | 0 | 0 | 0 | 0 | 0 | 0 | 0 |
| | Female | 0 | 0 | 0 | 0 | 0 | 0 | 0 |
| Stolen Property; Buying, Receiving, Possessing | Male | 0 | 0 | 0 | 0 | 0 | 0 | 0 |
| | Female | 0 | 0 | 0 | 0 | 0 | 0 | 0 |
| Vandalism | Male | 0 | 0 | 0 | 0 | 0 | 0 | 0 |
| | Female | 0 | 0 | 0 | 0 | 0 | 0 | 0 |
| Weapons; Carrying, Possessing, etc. | Male | 0 | 0 | 0 | 0 | 0 | 0 | 0 |
| | Female | 0 | 0 | 0 | 0 | 0 | 0 | 0 |
| Total Other Offense Violations: Male | | 0 | 0 | 1 | 0 | 0 | 1 | 2 |
| Female | | 0 | 0 | 0 | 0 | 0 | 2 | 2 |

| Prostitution and Commercialized Vice: | | Under10 | 10-12 | 13-14 | 15 | 16 | 17 | Total |
|--|--------|----------|----------|----------|----------|----------|----------|----------|
| Prostitution | Male | 0 | 0 | 0 | 0 | 0 | 0 | 0 |
| | Female | 0 | 0 | 0 | 0 | 0 | 0 | 0 |
| Assisting or Promoting Prostitution | Male | 0 | 0 | 0 | 0 | 0 | 0 | 0 |
| | Female | 0 | 0 | 0 | 0 | 0 | 0 | 0 |
| Purchasing Prostitution | Male | 0 | 0 | 0 | 0 | 0 | 0 | 0 |
| | Female | 0 | 0 | 0 | 0 | 0 | 0 | 0 |
| Sex Offenses (Except Forcible Rape and Prostitution) | Male | 0 | 0 | 0 | 1 | 0 | 0 | 1 |
| | Female | 0 | 0 | 0 | 0 | 0 | 0 | 0 |
| Total Prostitution & Commercialized Vice Violations: Male | | 0 | 0 | 0 | 1 | 0 | 0 | 1 |
| Female | | 0 | 0 | 0 | 0 | 0 | 0 | 0 |

2016 Elko PD Arrests - Juvenile
Under 18 Years of Age

Drug Abuse Violations:

| Sale/Manufacturing: | | Under10 | 10-12 | 13-14 | 15 | 16 | 17 | Total |
|--|--------|----------------|--------------|--------------|-----------|-----------|-----------|--------------|
| Opium or Cocaine and Their Derivatives (Morphine, Heroin, Codeine) | Male | 0 | 0 | 0 | 0 | 0 | 0 | 0 |
| | Female | 0 | 0 | 0 | 0 | 0 | 0 | 0 |
| Marijuana | Male | 0 | 0 | 0 | 0 | 0 | 0 | 0 |
| | Female | 0 | 0 | 0 | 0 | 0 | 0 | 0 |
| Synthetic Narcotics - Manufactured Narcotics Which Can Cause True Drug Addiction Demerol, Methadones) | Male | 0 | 0 | 0 | 0 | 0 | 0 | 0 |
| | Female | 0 | 0 | 0 | 0 | 0 | 0 | 0 |
| Other - Dangerous Nonnarcotic Drugs (Barbiturates, Benzedrine) | Male | 0 | 0 | 0 | 0 | 0 | 0 | 0 |
| | Female | 0 | 0 | 0 | 0 | 0 | 0 | 0 |
| Possession: | | | | | | | | 0 |
| Opium or Cocaine and Their Derivatives (Morphine, Heroin, Codeine) | Male | 0 | 0 | 0 | 0 | 0 | 0 | 0 |
| | Female | 0 | 0 | 0 | 0 | 0 | 0 | 0 |
| Marijuana | Male | 0 | 0 | 0 | 1 | 1 | 2 | 4 |
| | Female | 0 | 0 | 0 | 0 | 1 | 1 | 2 |
| Synthetic Narcotics - Manufactured Narcotics Which Can Cause True Drug Addiction (Demerol, Methadones) | Male | 0 | 0 | 0 | 0 | 1 | 0 | 1 |
| | Female | 0 | 0 | 0 | 0 | 1 | 0 | 1 |
| Other - Dangerous Nonnarcotic Drugs (Barbiturates, Benzedrine) | Male | 0 | 0 | 0 | 0 | 0 | 0 | 0 |
| | Female | 0 | 0 | 0 | 0 | 0 | 0 | 0 |
| Total Drug Abuse Violations: | | Male | 0 | 0 | 0 | 1 | 2 | 5 |
| | | Female | 0 | 0 | 0 | 0 | 2 | 3 |

Gambling:

| | | Under10 | 10-12 | 13-14 | 15 | 16 | 17 | Total |
|-----------------------------------|--------|----------------|--------------|--------------|-----------|-----------|-----------|--------------|
| Bookmaking (Horse and Sport Book) | Male | 0 | 0 | 0 | 0 | 0 | 0 | 0 |
| | Female | 0 | 0 | 0 | 0 | 0 | 0 | 0 |
| Numbers and Lottery | Male | 0 | 0 | 0 | 0 | 0 | 0 | 0 |
| | Female | 0 | 0 | 0 | 0 | 0 | 0 | 0 |
| All Other Gambling | Male | 0 | 0 | 0 | 0 | 0 | 0 | 0 |
| | Female | 0 | 0 | 0 | 0 | 0 | 0 | 0 |
| Total Gambling Violations: | | Male | 0 | 0 | 0 | 0 | 0 | 0 |
| | | Female | 0 | 0 | 0 | 0 | 0 | 0 |

Miscellaneous:

| | | Under10 | 10-12 | 13-14 | 15 | 16 | 17 | Total |
|--|--------|----------------|--------------|--------------|-----------|-----------|-----------|--------------|
| Offenses Against the Family and Children | Male | 0 | 0 | 4 | 0 | 1 | 4 | 9 |
| | Female | 0 | 2 | 1 | 0 | 3 | 1 | 7 |
| Driving Under the Influence | Male | 0 | 0 | 0 | 0 | 1 | 2 | 3 |
| | Female | 0 | 0 | 0 | 1 | 1 | 1 | 3 |
| Liquor Laws | Male | 0 | 0 | 0 | 2 | 1 | 0 | 3 |
| | Female | 0 | 0 | 0 | 0 | 0 | 0 | 0 |
| Drunkenness | Male | 0 | 0 | 0 | 0 | 0 | 0 | 0 |
| | Female | 0 | 0 | 0 | 0 | 0 | 0 | 0 |
| Disorderly Conduct | Male | 0 | 0 | 0 | 1 | 0 | 0 | 1 |
| | Female | 0 | 0 | 0 | 0 | 0 | 0 | 0 |
| Vagrancy | Male | 0 | 0 | 0 | 0 | 0 | 0 | 0 |
| | Female | 0 | 0 | 0 | 0 | 0 | 0 | 0 |
| All Other Offenses (Except Traffic) | Male | 0 | 0 | 0 | 1 | 0 | 3 | 4 |
| | Female | 0 | 0 | 1 | 0 | 2 | 0 | 3 |
| Suspicion | Male | 0 | 0 | 0 | 0 | 0 | 0 | 0 |
| | Female | 0 | 0 | 0 | 0 | 0 | 0 | 0 |
| Total Miscellaneous Violations: | | Male | 0 | 0 | 4 | 3 | 9 | 20 |
| | | Female | 0 | 2 | 2 | 6 | 2 | 13 |

Human Trafficking:

| | | Under10 | 10-12 | 13-14 | 15 | 16 | 17 | Total |
|--|--------|----------------|--------------|--------------|-----------|-----------|-----------|--------------|
| Human Trafficking/ Commercial Sex Acts | Male | 0 | 0 | 0 | 0 | 0 | 0 | 0 |
| | Female | 0 | 0 | 0 | 1 | 0 | 0 | 1 |
| Human Trafficking/ Involuntary Servitude | Male | 0 | 0 | 0 | 0 | 0 | 0 | 0 |
| | Female | 0 | 0 | 0 | 0 | 0 | 0 | 0 |
| Total Human Trafficking Violations: | | Male | 0 | 0 | 0 | 0 | 0 | 0 |
| | | Female | 0 | 0 | 1 | 0 | 0 | 1 |

2016 Elko County SO Arrests - Juvenile
Under 18 Years of Age

| Index Crime: | | Under10 | 10-12 | 13-14 | 15 | 16 | 17 | Total |
|--|--------|----------|----------|----------|----------|----------|----------|----------|
| Murder and Nonnegligent Manslaughter | Male | 0 | 0 | 0 | 0 | 0 | 0 | 0 |
| | Female | 0 | 0 | 0 | 0 | 0 | 0 | 0 |
| Manslaughter by Negligence | Male | 0 | 0 | 0 | 0 | 0 | 0 | 0 |
| | Female | 0 | 0 | 0 | 0 | 0 | 0 | 0 |
| Rape | Male | 0 | 0 | 0 | 0 | 0 | 0 | 0 |
| | Female | 0 | 0 | 0 | 0 | 0 | 0 | 0 |
| Robbery | Male | 0 | 0 | 0 | 0 | 0 | 0 | 0 |
| | Female | 0 | 0 | 0 | 0 | 0 | 0 | 0 |
| Aggravated Assault (Return A - 4a-d) | Male | 0 | 0 | 0 | 0 | 0 | 0 | 0 |
| | Female | 0 | 0 | 0 | 0 | 0 | 0 | 0 |
| Burglary - Breaking or Entering | Male | 0 | 0 | 0 | 0 | 0 | 1 | 1 |
| | Female | 0 | 0 | 0 | 0 | 0 | 0 | 0 |
| Larceny - Theft (Except Motor Vehicle Theft) | Male | 0 | 0 | 2 | 0 | 0 | 1 | 3 |
| | Female | 0 | 0 | 0 | 0 | 0 | 0 | 0 |
| Motor Vehicle Theft | Male | 0 | 0 | 0 | 0 | 0 | 0 | 0 |
| | Female | 0 | 0 | 0 | 0 | 0 | 0 | 0 |
| Arson | Male | 0 | 0 | 0 | 0 | 0 | 0 | 0 |
| | Female | 0 | 0 | 0 | 0 | 0 | 0 | 0 |
| Total Index Crimes Violations: Male | | 0 | 0 | 2 | 0 | 0 | 2 | 4 |
| Female | | 0 | 0 | 0 | 0 | 0 | 0 | 0 |

| Other Offenses: | | Under10 | 10-12 | 13-14 | 15 | 16 | 17 | Total |
|--|--------|----------|----------|----------|----------|----------|----------|----------|
| Other Assaults (Return A - 4e) | Male | 0 | 4 | 1 | 0 | 1 | 0 | 6 |
| | Female | 0 | 0 | 1 | 1 | 1 | 1 | 4 |
| Forgery and Counterfeiting | Male | 0 | 0 | 0 | 0 | 0 | 0 | 0 |
| | Female | 0 | 0 | 0 | 0 | 0 | 0 | 0 |
| Fraud | Male | 0 | 0 | 0 | 0 | 0 | 0 | 0 |
| | Female | 0 | 0 | 0 | 0 | 0 | 0 | 0 |
| Embezzlement | Male | 0 | 0 | 0 | 0 | 0 | 0 | 0 |
| | Female | 0 | 1 | 0 | 0 | 0 | 0 | 1 |
| Stolen Property; Buying, Receiving, Possessing | Male | 0 | 0 | 0 | 0 | 0 | 0 | 0 |
| | Female | 0 | 0 | 0 | 0 | 0 | 0 | 0 |
| Vandalism | Male | 0 | 0 | 1 | 0 | 0 | 0 | 1 |
| | Female | 0 | 0 | 0 | 0 | 0 | 0 | 0 |
| Weapons; Carrying, Possessing, etc. | Male | 0 | 0 | 0 | 0 | 0 | 0 | 0 |
| | Female | 0 | 0 | 0 | 0 | 0 | 0 | 0 |
| Total Other Offense Violations: Male | | 0 | 4 | 2 | 0 | 1 | 0 | 7 |
| Female | | 0 | 1 | 1 | 1 | 1 | 1 | 5 |

| Prostitution and Commercialized Vice: | | Under10 | 10-12 | 13-14 | 15 | 16 | 17 | Total |
|--|--------|----------|----------|----------|----------|----------|----------|----------|
| Prostitution | Male | 0 | 0 | 0 | 0 | 0 | 0 | 0 |
| | Female | 0 | 0 | 0 | 0 | 0 | 0 | 0 |
| Assisting or Promoting Prostitution | Male | 0 | 0 | 0 | 0 | 0 | 0 | 0 |
| | Female | 0 | 0 | 0 | 0 | 0 | 0 | 0 |
| Purchasing Prostitution | Male | 0 | 0 | 0 | 0 | 0 | 0 | 0 |
| | Female | 0 | 0 | 0 | 0 | 0 | 0 | 0 |
| Sex Offenses (Except Forcible Rape and Prostitution) | Male | 0 | 0 | 0 | 0 | 0 | 1 | 1 |
| | Female | 0 | 0 | 0 | 0 | 0 | 0 | 0 |
| Total Prostitution & Commercialized Vice Violations: Male | | 0 | 0 | 0 | 0 | 0 | 1 | 1 |
| Female | | 0 | 0 | 0 | 0 | 0 | 0 | 0 |

2016 Elko County SO Arrests - Juvenile
Under 18 Years of Age

Drug Abuse Violations:

| Sale/Manufacturing: | | Under10 | 10-12 | 13-14 | 15 | 16 | 17 | Total |
|--|--------|----------------|--------------|--------------|-----------|-----------|-----------|--------------|
| Opium or Cocaine and Their Derivatives (Morphine, Heroin, Codeine) | Male | 0 | 0 | 0 | 0 | 0 | 0 | 0 |
| | Female | 0 | 0 | 0 | 0 | 0 | 0 | 0 |
| Marijuana | Male | 0 | 0 | 0 | 0 | 0 | 0 | 0 |
| | Female | 0 | 0 | 0 | 0 | 0 | 0 | 0 |
| Synthetic Narcotics - Manufactured Narcotics Which Can Cause True Drug Addiction Demerol, Methadones) | Male | 0 | 0 | 0 | 0 | 0 | 0 | 0 |
| | Female | 0 | 0 | 0 | 0 | 0 | 0 | 0 |
| Other - Dangerous Nonnarcotic Drugs (Barbiturates, Benzedrine) | Male | 0 | 0 | 0 | 0 | 0 | 0 | 0 |
| | Female | 0 | 0 | 0 | 0 | 0 | 0 | 0 |
| Possession: | | | | | | | | 0 |
| Opium or Cocaine and Their Derivatives (Morphine, Heroin, Codeine) | Male | 0 | 0 | 0 | 0 | 0 | 0 | 0 |
| | Female | 0 | 0 | 0 | 0 | 0 | 0 | 0 |
| Marijuana | Male | 0 | 0 | 0 | 0 | 1 | 1 | 2 |
| | Female | 0 | 0 | 0 | 0 | 0 | 0 | 0 |
| Synthetic Narcotics - Manufactured Narcotics Which Can Cause True Drug Addiction (Demerol, Methadones) | Male | 0 | 0 | 0 | 0 | 0 | 0 | 0 |
| | Female | 0 | 0 | 0 | 0 | 0 | 0 | 0 |
| Other - Dangerous Nonnarcotic Drugs (Barbiturates, Benzedrine) | Male | 0 | 0 | 0 | 1 | 0 | 0 | 1 |
| | Female | 0 | 0 | 0 | 0 | 0 | 0 | 0 |
| Total Drug Abuse Violations: | | Male | 0 | 0 | 0 | 1 | 1 | 3 |
| | | Female | 0 | 0 | 0 | 0 | 0 | 0 |

Gambling:

| | | Under10 | 10-12 | 13-14 | 15 | 16 | 17 | Total |
|-----------------------------------|--------|----------------|--------------|--------------|-----------|-----------|-----------|--------------|
| Bookmaking (Horse and Sport Book) | Male | 0 | 0 | 0 | 0 | 0 | 0 | 0 |
| | Female | 0 | 0 | 0 | 0 | 0 | 0 | 0 |
| Numbers and Lottery | Male | 0 | 0 | 0 | 0 | 0 | 0 | 0 |
| | Female | 0 | 0 | 0 | 0 | 0 | 0 | 0 |
| All Other Gambling | Male | 0 | 0 | 0 | 0 | 0 | 0 | 0 |
| | Female | 0 | 0 | 0 | 0 | 0 | 0 | 0 |
| Total Gambling Violations: | | Male | 0 | 0 | 0 | 0 | 0 | 0 |
| | | Female | 0 | 0 | 0 | 0 | 0 | 0 |

Miscellaneous:

| | | Under10 | 10-12 | 13-14 | 15 | 16 | 17 | Total |
|--|--------|----------------|--------------|--------------|-----------|-----------|-----------|--------------|
| Offenses Against the Family and Children | Male | 0 | 0 | 0 | 0 | 0 | 0 | 0 |
| | Female | 0 | 0 | 0 | 0 | 0 | 0 | 0 |
| Driving Under the Influence | Male | 0 | 0 | 0 | 0 | 0 | 1 | 1 |
| | Female | 0 | 0 | 0 | 0 | 0 | 0 | 0 |
| Liquor Laws | Male | 0 | 0 | 0 | 2 | 0 | 2 | 4 |
| | Female | 0 | 0 | 0 | 0 | 1 | 0 | 1 |
| Drunkenness | Male | 0 | 0 | 0 | 0 | 1 | 0 | 1 |
| | Female | 0 | 0 | 0 | 0 | 0 | 0 | 0 |
| Disorderly Conduct | Male | 1 | 1 | 0 | 1 | 0 | 0 | 3 |
| | Female | 0 | 0 | 0 | 1 | 1 | 0 | 2 |
| Vagrancy | Male | 0 | 0 | 0 | 0 | 0 | 0 | 0 |
| | Female | 0 | 0 | 0 | 0 | 0 | 0 | 0 |
| All Other Offenses (Except Traffic) | Male | 0 | 0 | 1 | 0 | 3 | 1 | 5 |
| | Female | 0 | 0 | 0 | 1 | 2 | 0 | 3 |
| Suspicion | Male | 0 | 0 | 0 | 0 | 0 | 0 | 0 |
| | Female | 0 | 0 | 0 | 0 | 0 | 0 | 0 |
| Total Miscellaneous Violations: | | Male | 1 | 1 | 3 | 4 | 4 | 14 |
| | | Female | 0 | 0 | 2 | 4 | 0 | 6 |

Human Trafficking:

| | | Under10 | 10-12 | 13-14 | 15 | 16 | 17 | Total |
|--|--------|----------------|--------------|--------------|-----------|-----------|-----------|--------------|
| Human Trafficking/ Commercial Sex Acts | Male | 0 | 0 | 0 | 0 | 0 | 0 | 0 |
| | Female | 0 | 0 | 0 | 0 | 0 | 0 | 0 |
| Human Trafficking/ Involuntary Servitude | Male | 0 | 0 | 0 | 0 | 0 | 0 | 0 |
| | Female | 0 | 0 | 0 | 0 | 0 | 0 | 0 |
| Total Human Trafficking Violations: | | Male | 0 | 0 | 0 | 0 | 0 | 0 |
| | | Female | 0 | 0 | 0 | 0 | 0 | 0 |

2016 West Wendover PD Arrests - Juvenile
Under 18 Years of Age

| Index Crime: | | Under10 | 10-12 | 13-14 | 15 | 16 | 17 | Total |
|--|--------|---------|-------|-------|----|----|----|-------|
| Murder and Nonnegligent Manslaughter | Male | 0 | 0 | 0 | 0 | 0 | 0 | 0 |
| | Female | 0 | 0 | 0 | 0 | 0 | 0 | 0 |
| Manslaughter by Negligence | Male | 0 | 0 | 0 | 0 | 0 | 0 | 0 |
| | Female | 0 | 0 | 0 | 0 | 0 | 0 | 0 |
| Rape | Male | 0 | 0 | 0 | 0 | 0 | 0 | 0 |
| | Female | 0 | 0 | 0 | 0 | 0 | 0 | 0 |
| Robbery | Male | 0 | 0 | 0 | 0 | 0 | 0 | 0 |
| | Female | 0 | 0 | 0 | 0 | 0 | 0 | 0 |
| Aggravated Assault (Return A - 4a-d) | Male | 0 | 0 | 0 | 0 | 0 | 0 | 0 |
| | Female | 0 | 0 | 0 | 0 | 0 | 0 | 0 |
| Burglary - Breaking or Entering | Male | 0 | 0 | 0 | 0 | 0 | 0 | 0 |
| | Female | 0 | 0 | 0 | 0 | 0 | 0 | 0 |
| Larceny - Theft (Except Motor Vehicle Theft) | Male | 1 | 0 | 0 | 0 | 0 | 0 | 1 |
| | Female | 0 | 0 | 0 | 0 | 0 | 0 | 0 |
| Motor Vehicle Theft | Male | 0 | 0 | 0 | 0 | 0 | 0 | 0 |
| | Female | 0 | 0 | 0 | 0 | 0 | 0 | 0 |
| Arson | Male | 0 | 0 | 0 | 0 | 0 | 0 | 0 |
| | Female | 0 | 0 | 0 | 0 | 0 | 0 | 0 |
| Total Index Crimes Violations: Male | | 1 | 0 | 0 | 0 | 0 | 0 | 1 |
| Female | | 0 | 0 | 0 | 0 | 0 | 0 | 0 |

| Other Offenses: | | Under10 | 10-12 | 13-14 | 15 | 16 | 17 | Total |
|--|--------|---------|-------|-------|----|----|----|-------|
| Other Assaults (Return A - 4e) | Male | 1 | 0 | 0 | 1 | 0 | 1 | 3 |
| | Female | 1 | 0 | 1 | 0 | 1 | 0 | 3 |
| Forgery and Counterfeiting | Male | 0 | 0 | 0 | 0 | 0 | 0 | 0 |
| | Female | 0 | 0 | 0 | 0 | 0 | 0 | 0 |
| Fraud | Male | 0 | 0 | 0 | 0 | 0 | 0 | 0 |
| | Female | 0 | 0 | 0 | 0 | 0 | 0 | 0 |
| Embezzlement | Male | 0 | 0 | 0 | 0 | 0 | 0 | 0 |
| | Female | 0 | 0 | 0 | 0 | 0 | 0 | 0 |
| Stolen Property; Buying, Receiving, Possessing | Male | 0 | 0 | 0 | 0 | 0 | 0 | 0 |
| | Female | 0 | 0 | 0 | 0 | 0 | 0 | 0 |
| Vandalism | Male | 0 | 0 | 0 | 0 | 0 | 0 | 0 |
| | Female | 0 | 0 | 0 | 0 | 0 | 0 | 0 |
| Weapons; Carrying, Possessing, etc. | Male | 1 | 0 | 0 | 0 | 0 | 0 | 1 |
| | Female | 0 | 0 | 0 | 0 | 0 | 0 | 0 |
| Total Other Offense Violations: Male | | 2 | 0 | 0 | 1 | 0 | 1 | 4 |
| Female | | 1 | 0 | 1 | 0 | 1 | 0 | 3 |

| Prostitution and Commercialized Vice: | | Under10 | 10-12 | 13-14 | 15 | 16 | 17 | Total |
|---|--------|---------|-------|-------|----|----|----|-------|
| Prostitution | Male | 0 | 0 | 0 | 0 | 0 | 0 | 0 |
| | Female | 0 | 0 | 0 | 0 | 0 | 0 | 0 |
| Assisting or Promoting Prostitution | Male | 0 | 0 | 0 | 0 | 0 | 0 | 0 |
| | Female | 0 | 0 | 0 | 0 | 0 | 0 | 0 |
| Purchasing Prostitution | Male | 0 | 0 | 0 | 0 | 0 | 0 | 0 |
| | Female | 0 | 0 | 0 | 0 | 0 | 0 | 0 |
| Sex Offenses (Except Forcible Rape and Prostitution) | Male | 0 | 0 | 0 | 0 | 0 | 0 | 0 |
| | Female | 0 | 0 | 0 | 0 | 0 | 0 | 0 |
| Total Prostitution & Commercialized Vice Violations: Male | | 0 | 0 | 0 | 0 | 0 | 0 | 0 |
| Female | | 0 | 0 | 0 | 0 | 0 | 0 | 0 |

2016 West Wendover PD Arrests - Juvenile
Under 18 Years of Age

Drug Abuse Violations:

| Sale/Manufacturing: | | Under10 | 10-12 | 13-14 | 15 | 16 | 17 | Total |
|--|--------|----------------|--------------|--------------|-----------|-----------|-----------|--------------|
| Opium or Cocaine and Their Derivatives (Morphine, Heroin, Codeine) | Male | 0 | 0 | 0 | 0 | 0 | 0 | 0 |
| | Female | 0 | 0 | 0 | 0 | 0 | 0 | 0 |
| Marijuana | Male | 0 | 0 | 0 | 0 | 0 | 0 | 0 |
| | Female | 0 | 0 | 0 | 0 | 0 | 0 | 0 |
| Synthetic Narcotics - Manufactured Narcotics Which Can Cause True Drug Addiction Demerol, Methadones) | Male | 0 | 0 | 0 | 0 | 0 | 0 | 0 |
| | Female | 0 | 0 | 0 | 0 | 0 | 0 | 0 |
| Other - Dangerous Nonnarcotic Drugs (Barbiturates, Benzedrine) | Male | 0 | 0 | 0 | 0 | 0 | 0 | 0 |
| | Female | 0 | 0 | 0 | 0 | 0 | 0 | 0 |
| Possession: | | | | | | | | 0 |
| Opium or Cocaine and Their Derivatives (Morphine, Heroin, Codeine) | Male | 0 | 0 | 0 | 0 | 0 | 0 | 0 |
| | Female | 0 | 0 | 0 | 0 | 0 | 0 | 0 |
| Marijuana | Male | 0 | 0 | 0 | 0 | 0 | 0 | 0 |
| | Female | 0 | 0 | 0 | 0 | 0 | 0 | 0 |
| Synthetic Narcotics - Manufactured Narcotics Which Can Cause True Drug Addiction (Demerol, Methadones) | Male | 0 | 0 | 0 | 0 | 0 | 0 | 0 |
| | Female | 0 | 0 | 0 | 0 | 0 | 0 | 0 |
| Other - Dangerous Nonnarcotic Drugs (Barbiturates, Benzedrine) | Male | 0 | 0 | 0 | 0 | 0 | 0 | 0 |
| | Female | 0 | 0 | 0 | 0 | 0 | 0 | 0 |
| Total Drug Abuse Violations: | | Male | 0 | 0 | 0 | 0 | 0 | 0 |
| | | Female | 0 | 0 | 0 | 0 | 0 | 0 |

Gambling:

| | | Under10 | 10-12 | 13-14 | 15 | 16 | 17 | Total |
|-----------------------------------|--------|----------------|--------------|--------------|-----------|-----------|-----------|--------------|
| Bookmaking (Horse and Sport Book) | Male | 0 | 0 | 0 | 0 | 0 | 0 | 0 |
| | Female | 0 | 0 | 0 | 0 | 0 | 0 | 0 |
| Numbers and Lottery | Male | 0 | 0 | 0 | 0 | 0 | 0 | 0 |
| | Female | 0 | 0 | 0 | 0 | 0 | 0 | 0 |
| All Other Gambling | Male | 0 | 0 | 0 | 0 | 0 | 0 | 0 |
| | Female | 0 | 0 | 0 | 0 | 0 | 0 | 0 |
| Total Gambling Violations: | | Male | 0 | 0 | 0 | 0 | 0 | 0 |
| | | Female | 0 | 0 | 0 | 0 | 0 | 0 |

Miscellaneous:

| | | Under10 | 10-12 | 13-14 | 15 | 16 | 17 | Total |
|--|--------|----------------|--------------|--------------|-----------|-----------|-----------|--------------|
| Offenses Against the Family and Children | Male | 0 | 0 | 0 | 0 | 0 | 0 | 0 |
| | Female | 0 | 0 | 0 | 0 | 0 | 0 | 0 |
| Driving Under the Influence | Male | 0 | 0 | 0 | 0 | 0 | 0 | 0 |
| | Female | 0 | 0 | 0 | 0 | 0 | 0 | 0 |
| Liquor Laws | Male | 0 | 0 | 0 | 0 | 0 | 0 | 0 |
| | Female | 0 | 0 | 0 | 0 | 0 | 0 | 0 |
| Drunkenness | Male | 0 | 0 | 0 | 0 | 0 | 0 | 0 |
| | Female | 0 | 0 | 0 | 0 | 0 | 0 | 0 |
| Disorderly Conduct | Male | 0 | 0 | 0 | 0 | 0 | 0 | 0 |
| | Female | 0 | 0 | 0 | 0 | 0 | 0 | 0 |
| Vagrancy | Male | 0 | 0 | 0 | 0 | 0 | 0 | 0 |
| | Female | 0 | 0 | 0 | 0 | 0 | 0 | 0 |
| All Other Offenses (Except Traffic) | Male | 0 | 0 | 0 | 0 | 0 | 0 | 0 |
| | Female | 0 | 0 | 0 | 0 | 0 | 0 | 0 |
| Suspicion | Male | 0 | 0 | 0 | 0 | 0 | 0 | 0 |
| | Female | 0 | 0 | 0 | 0 | 0 | 0 | 0 |
| Total Miscellaneous Violations: | | Male | 0 | 0 | 0 | 0 | 0 | 0 |
| | | Female | 0 | 0 | 0 | 0 | 0 | 0 |

Human Trafficking:

| | | Under10 | 10-12 | 13-14 | 15 | 16 | 17 | Total |
|--|--------|----------------|--------------|--------------|-----------|-----------|-----------|--------------|
| Human Trafficking/ Commercial Sex Acts | Male | 0 | 0 | 0 | 0 | 0 | 0 | 0 |
| | Female | 0 | 0 | 0 | 0 | 0 | 0 | 0 |
| Human Trafficking/ Involuntary Servitude | Male | 0 | 0 | 0 | 0 | 0 | 0 | 0 |
| | Female | 0 | 0 | 0 | 0 | 0 | 0 | 0 |
| Total Human Trafficking Violations: | | Male | 0 | 0 | 0 | 0 | 0 | 0 |
| | | Female | 0 | 0 | 0 | 0 | 0 | 0 |

2016 Esmeralda County Arrests - Juvenile
Under 18 Years of Age

| Index Crime: | | Under10 | 10-12 | 13-14 | 15 | 16 | 17 | Total |
|--|--------|---------|-------|-------|----|----|----|-------|
| Murder and Nonnegligent Manslaughter | Male | 0 | 0 | 0 | 0 | 0 | 0 | 0 |
| | Female | 0 | 0 | 0 | 0 | 0 | 0 | 0 |
| Manslaughter by Negligence | Male | 0 | 0 | 0 | 0 | 0 | 0 | 0 |
| | Female | 0 | 0 | 0 | 0 | 0 | 0 | 0 |
| Rape | Male | 0 | 0 | 0 | 0 | 0 | 0 | 0 |
| | Female | 0 | 0 | 0 | 0 | 0 | 0 | 0 |
| Robbery | Male | 0 | 0 | 0 | 0 | 0 | 0 | 0 |
| | Female | 0 | 0 | 0 | 0 | 0 | 0 | 0 |
| Aggravated Assault (Return A - 4a-d) | Male | 0 | 0 | 0 | 0 | 0 | 0 | 0 |
| | Female | 0 | 0 | 0 | 0 | 0 | 0 | 0 |
| Burglary - Breaking or Entering | Male | 0 | 0 | 0 | 0 | 0 | 0 | 0 |
| | Female | 0 | 0 | 0 | 0 | 0 | 0 | 0 |
| Larceny - Theft (Except Motor Vehicle Theft) | Male | 0 | 0 | 0 | 0 | 0 | 0 | 0 |
| | Female | 0 | 0 | 0 | 0 | 0 | 0 | 0 |
| Motor Vehicle Theft | Male | 0 | 0 | 0 | 0 | 0 | 0 | 0 |
| | Female | 0 | 0 | 0 | 0 | 0 | 0 | 0 |
| Arson | Male | 0 | 0 | 0 | 0 | 0 | 0 | 0 |
| | Female | 0 | 0 | 0 | 0 | 0 | 0 | 0 |
| Total Index Crimes Violations: Male | | 0 | 0 | 0 | 0 | 0 | 0 | 0 |
| Female | | 0 | 0 | 0 | 0 | 0 | 0 | 0 |

| Other Offenses: | | Under10 | 10-12 | 13-14 | 15 | 16 | 17 | Total |
|--|--------|---------|-------|-------|----|----|----|-------|
| Other Assaults (Return A - 4e) | Male | 0 | 0 | 0 | 0 | 0 | 0 | 0 |
| | Female | 0 | 0 | 0 | 0 | 0 | 0 | 0 |
| Forgery and Counterfeiting | Male | 0 | 0 | 0 | 0 | 0 | 0 | 0 |
| | Female | 0 | 0 | 0 | 0 | 0 | 0 | 0 |
| Fraud | Male | 0 | 0 | 0 | 0 | 0 | 0 | 0 |
| | Female | 0 | 0 | 0 | 0 | 0 | 0 | 0 |
| Embezzlement | Male | 0 | 0 | 0 | 0 | 0 | 0 | 0 |
| | Female | 0 | 0 | 0 | 0 | 0 | 0 | 0 |
| Stolen Property; Buying, Receiving, Possessing | Male | 0 | 0 | 0 | 0 | 0 | 0 | 0 |
| | Female | 0 | 0 | 0 | 0 | 0 | 0 | 0 |
| Vandalism | Male | 0 | 0 | 0 | 0 | 0 | 0 | 0 |
| | Female | 0 | 0 | 0 | 0 | 0 | 0 | 0 |
| Weapons; Carrying, Possessing, etc. | Male | 0 | 0 | 0 | 0 | 0 | 0 | 0 |
| | Female | 0 | 0 | 0 | 0 | 0 | 0 | 0 |
| Total Other Offense Violations: Male | | 0 | 0 | 0 | 0 | 0 | 0 | 0 |
| Female | | 0 | 0 | 0 | 0 | 0 | 0 | 0 |

| Prostitution and Commercialized Vice: | | Under10 | 10-12 | 13-14 | 15 | 16 | 17 | Total |
|---|--------|---------|-------|-------|----|----|----|-------|
| Prostitution | Male | 0 | 0 | 0 | 0 | 0 | 0 | 0 |
| | Female | 0 | 0 | 0 | 0 | 0 | 0 | 0 |
| Assisting or Promoting Prostitution | Male | 0 | 0 | 0 | 0 | 0 | 0 | 0 |
| | Female | 0 | 0 | 0 | 0 | 0 | 0 | 0 |
| Purchasing Prostitution | Male | 0 | 0 | 0 | 0 | 0 | 0 | 0 |
| | Female | 0 | 0 | 0 | 0 | 0 | 0 | 0 |
| Sex Offenses (Except Forcible Rape and Prostitution) | Male | 0 | 0 | 0 | 0 | 0 | 0 | 0 |
| | Female | 0 | 0 | 0 | 0 | 0 | 0 | 0 |
| Total Prostitution & Commercialized Vice Violations: Male | | 0 | 0 | 0 | 0 | 0 | 0 | 0 |
| Female | | 0 | 0 | 0 | 0 | 0 | 0 | 0 |

2016 Esmeralda County Arrests - Juvenile
Under 18 Years of Age

Drug Abuse Violations:

| Sale/Manufacturing: | | Under10 | 10-12 | 13-14 | 15 | 16 | 17 | Total |
|--|---------------|----------------|--------------|--------------|-----------|-----------|-----------|--------------|
| Opium or Cocaine and Their Derivatives (Morphine, Heroin, Codeine) | Male | 0 | 0 | 0 | 0 | 0 | 0 | 0 |
| | Female | 0 | 0 | 0 | 0 | 0 | 0 | 0 |
| Marijuana | Male | 0 | 0 | 0 | 0 | 0 | 0 | 0 |
| | Female | 0 | 0 | 0 | 0 | 0 | 0 | 0 |
| Synthetic Narcotics - Manufactured Narcotics Which Can Cause True Drug Addiction Demerol, Methadones) | Male | 0 | 0 | 0 | 0 | 0 | 0 | 0 |
| | Female | 0 | 0 | 0 | 0 | 0 | 0 | 0 |
| Other - Dangerous Nonnarcotic Drugs (Barbiturates, Benzedrine) | Male | 0 | 0 | 0 | 0 | 0 | 0 | 0 |
| | Female | 0 | 0 | 0 | 0 | 0 | 0 | 0 |
| Possession: | | | | | | | | 0 |
| Opium or Cocaine and Their Derivatives (Morphine, Heroin, Codeine) | Male | 0 | 0 | 0 | 0 | 0 | 0 | 0 |
| | Female | 0 | 0 | 0 | 0 | 0 | 0 | 0 |
| Marijuana | Male | 0 | 0 | 0 | 0 | 0 | 0 | 0 |
| | Female | 0 | 0 | 0 | 0 | 0 | 0 | 0 |
| Synthetic Narcotics - Manufactured Narcotics Which Can Cause True Drug Addiction (Demerol, Methadones) | Male | 0 | 0 | 0 | 0 | 0 | 0 | 0 |
| | Female | 0 | 0 | 0 | 0 | 0 | 0 | 0 |
| Other - Dangerous Nonnarcotic Drugs (Barbiturates, Benzedrine) | Male | 0 | 0 | 0 | 0 | 0 | 0 | 0 |
| | Female | 0 | 0 | 0 | 0 | 0 | 0 | 0 |
| Total Drug Abuse Violations: | Male | 0 | 0 | 0 | 0 | 0 | 0 | 0 |
| | Female | 0 | 0 | 0 | 0 | 0 | 0 | 0 |

Gambling:

| | | Under10 | 10-12 | 13-14 | 15 | 16 | 17 | Total |
|-----------------------------------|---------------|----------------|--------------|--------------|-----------|-----------|-----------|--------------|
| Bookmaking (Horse and Sport Book) | Male | 0 | 0 | 0 | 0 | 0 | 0 | 0 |
| | Female | 0 | 0 | 0 | 0 | 0 | 0 | 0 |
| Numbers and Lottery | Male | 0 | 0 | 0 | 0 | 0 | 0 | 0 |
| | Female | 0 | 0 | 0 | 0 | 0 | 0 | 0 |
| All Other Gambling | Male | 0 | 0 | 0 | 0 | 0 | 0 | 0 |
| | Female | 0 | 0 | 0 | 0 | 0 | 0 | 0 |
| Total Gambling Violations: | Male | 0 | 0 | 0 | 0 | 0 | 0 | 0 |
| | Female | 0 | 0 | 0 | 0 | 0 | 0 | 0 |

Miscellaneous:

| | | Under10 | 10-12 | 13-14 | 15 | 16 | 17 | Total |
|--|---------------|----------------|--------------|--------------|-----------|-----------|-----------|--------------|
| Offenses Against the Family and Children | Male | 0 | 0 | 0 | 0 | 0 | 0 | 0 |
| | Female | 0 | 0 | 0 | 0 | 0 | 0 | 0 |
| Driving Under the Influence | Male | 0 | 0 | 0 | 0 | 0 | 0 | 0 |
| | Female | 0 | 0 | 0 | 0 | 0 | 0 | 0 |
| Liquor Laws | Male | 0 | 0 | 0 | 0 | 0 | 0 | 0 |
| | Female | 0 | 0 | 0 | 0 | 0 | 0 | 0 |
| Drunkenness | Male | 0 | 0 | 0 | 0 | 0 | 0 | 0 |
| | Female | 0 | 0 | 0 | 0 | 0 | 0 | 0 |
| Disorderly Conduct | Male | 0 | 0 | 0 | 0 | 0 | 0 | 0 |
| | Female | 0 | 0 | 0 | 0 | 0 | 0 | 0 |
| Vagrancy | Male | 0 | 0 | 0 | 0 | 0 | 0 | 0 |
| | Female | 0 | 0 | 0 | 0 | 0 | 0 | 0 |
| All Other Offenses (Except Traffic) | Male | 0 | 0 | 0 | 0 | 0 | 0 | 0 |
| | Female | 0 | 0 | 0 | 0 | 0 | 0 | 0 |
| Suspicion | Male | 0 | 0 | 0 | 0 | 0 | 0 | 0 |
| | Female | 0 | 0 | 0 | 0 | 0 | 0 | 0 |
| Total Miscellaneous Violations: | Male | 0 | 0 | 0 | 0 | 0 | 0 | 0 |
| | Female | 0 | 0 | 0 | 0 | 0 | 0 | 0 |

Human Trafficking:

| | | Under10 | 10-12 | 13-14 | 15 | 16 | 17 | Total |
|--|---------------|----------------|--------------|--------------|-----------|-----------|-----------|--------------|
| Human Trafficking/ Commercial Sex Acts | Male | 0 | 0 | 0 | 0 | 0 | 0 | 0 |
| | Female | 0 | 0 | 0 | 0 | 0 | 0 | 0 |
| Human Trafficking/ Involuntary Servitude | Male | 0 | 0 | 0 | 0 | 0 | 0 | 0 |
| | Female | 0 | 0 | 0 | 0 | 0 | 0 | 0 |
| Total Human Trafficking Violations: | Male | 0 | 0 | 0 | 0 | 0 | 0 | 0 |
| | Female | 0 | 0 | 0 | 0 | 0 | 0 | 0 |

2016 Esmeralda County Arrests - Juvenile
Under 18 Years of Age

| Index Crime: | | Under10 | 10-12 | 13-14 | 15 | 16 | 17 | Total |
|--|--------|----------|----------|----------|----------|----------|----------|----------|
| Murder and Nonnegligent Manslaughter | Male | 0 | 0 | 0 | 0 | 0 | 0 | 0 |
| | Female | 0 | 0 | 0 | 0 | 0 | 0 | 0 |
| Manslaughter by Negligence | Male | 0 | 0 | 0 | 0 | 0 | 0 | 0 |
| | Female | 0 | 0 | 0 | 0 | 0 | 0 | 0 |
| Rape | Male | 0 | 0 | 0 | 0 | 0 | 0 | 0 |
| | Female | 0 | 0 | 0 | 0 | 0 | 0 | 0 |
| Robbery | Male | 0 | 0 | 0 | 0 | 0 | 0 | 0 |
| | Female | 0 | 0 | 0 | 0 | 0 | 0 | 0 |
| Aggravated Assault (Return A - 4a-d) | Male | 0 | 0 | 0 | 0 | 0 | 0 | 0 |
| | Female | 0 | 0 | 0 | 0 | 0 | 0 | 0 |
| Burglary - Breaking or Entering | Male | 0 | 0 | 0 | 0 | 0 | 0 | 0 |
| | Female | 0 | 0 | 0 | 0 | 0 | 0 | 0 |
| Larceny - Theft (Except Motor Vehicle Theft) | Male | 0 | 0 | 0 | 0 | 0 | 0 | 0 |
| | Female | 0 | 0 | 0 | 0 | 0 | 0 | 0 |
| Motor Vehicle Theft | Male | 0 | 0 | 0 | 0 | 0 | 0 | 0 |
| | Female | 0 | 0 | 0 | 0 | 0 | 0 | 0 |
| Arson | Male | 0 | 0 | 0 | 0 | 0 | 0 | 0 |
| | Female | 0 | 0 | 0 | 0 | 0 | 0 | 0 |
| Total Index Crimes Violations: Male | | 0 | 0 | 0 | 0 | 0 | 0 | 0 |
| Female | | 0 | 0 | 0 | 0 | 0 | 0 | 0 |

| Other Offenses: | | Under10 | 10-12 | 13-14 | 15 | 16 | 17 | Total |
|--|--------|----------|----------|----------|----------|----------|----------|----------|
| Other Assaults (Return A - 4e) | Male | 0 | 0 | 0 | 0 | 0 | 0 | 0 |
| | Female | 0 | 0 | 0 | 0 | 0 | 0 | 0 |
| Forgery and Counterfeiting | Male | 0 | 0 | 0 | 0 | 0 | 0 | 0 |
| | Female | 0 | 0 | 0 | 0 | 0 | 0 | 0 |
| Fraud | Male | 0 | 0 | 0 | 0 | 0 | 0 | 0 |
| | Female | 0 | 0 | 0 | 0 | 0 | 0 | 0 |
| Embezzlement | Male | 0 | 0 | 0 | 0 | 0 | 0 | 0 |
| | Female | 0 | 0 | 0 | 0 | 0 | 0 | 0 |
| Stolen Property; Buying, Receiving, Possessing | Male | 0 | 0 | 0 | 0 | 0 | 0 | 0 |
| | Female | 0 | 0 | 0 | 0 | 0 | 0 | 0 |
| Vandalism | Male | 0 | 0 | 0 | 0 | 0 | 0 | 0 |
| | Female | 0 | 0 | 0 | 0 | 0 | 0 | 0 |
| Weapons; Carrying, Possessing, etc. | Male | 0 | 0 | 0 | 0 | 0 | 0 | 0 |
| | Female | 0 | 0 | 0 | 0 | 0 | 0 | 0 |
| Total Other Offense Violations: Male | | 0 | 0 | 0 | 0 | 0 | 0 | 0 |
| Female | | 0 | 0 | 0 | 0 | 0 | 0 | 0 |

| Prostitution and Commercialized Vice: | | Under10 | 10-12 | 13-14 | 15 | 16 | 17 | Total |
|--|--------|----------|----------|----------|----------|----------|----------|----------|
| Prostitution | Male | 0 | 0 | 0 | 0 | 0 | 0 | 0 |
| | Female | 0 | 0 | 0 | 0 | 0 | 0 | 0 |
| Assisting or Promoting Prostitution | Male | 0 | 0 | 0 | 0 | 0 | 0 | 0 |
| | Female | 0 | 0 | 0 | 0 | 0 | 0 | 0 |
| Purchasing Prostitution | Male | 0 | 0 | 0 | 0 | 0 | 0 | 0 |
| | Female | 0 | 0 | 0 | 0 | 0 | 0 | 0 |
| Sex Offenses (Except Forcible Rape and Prostitution) | Male | 0 | 0 | 0 | 0 | 0 | 0 | 0 |
| | Female | 0 | 0 | 0 | 0 | 0 | 0 | 0 |
| Total Prostitution & Commercialized Vice Violations: Male | | 0 | 0 | 0 | 0 | 0 | 0 | 0 |
| Female | | 0 | 0 | 0 | 0 | 0 | 0 | 0 |

2016 Esmeralda County Arrests - Juvenile
Under 18 Years of Age

Drug Abuse Violations:

| Sale/Manufacturing: | | Under10 | 10-12 | 13-14 | 15 | 16 | 17 | Total |
|--|--------|----------------|--------------|--------------|-----------|-----------|-----------|--------------|
| Opium or Cocaine and Their Derivatives (Morphine, Heroin, Codeine) | Male | 0 | 0 | 0 | 0 | 0 | 0 | 0 |
| | Female | 0 | 0 | 0 | 0 | 0 | 0 | 0 |
| Marijuana | Male | 0 | 0 | 0 | 0 | 0 | 0 | 0 |
| | Female | 0 | 0 | 0 | 0 | 0 | 0 | 0 |
| Synthetic Narcotics - Manufactured Narcotics Which Can Cause True Drug Addiction Demerol, Methadones) | Male | 0 | 0 | 0 | 0 | 0 | 0 | 0 |
| | Female | 0 | 0 | 0 | 0 | 0 | 0 | 0 |
| Other - Dangerous Nonnarcotic Drugs (Barbiturates, Benzedrine) | Male | 0 | 0 | 0 | 0 | 0 | 0 | 0 |
| | Female | 0 | 0 | 0 | 0 | 0 | 0 | 0 |
| Possession: | | | | | | | | 0 |
| Opium or Cocaine and Their Derivatives (Morphine, Heroin, Codeine) | Male | 0 | 0 | 0 | 0 | 0 | 0 | 0 |
| | Female | 0 | 0 | 0 | 0 | 0 | 0 | 0 |
| Marijuana | Male | 0 | 0 | 0 | 0 | 0 | 0 | 0 |
| | Female | 0 | 0 | 0 | 0 | 0 | 0 | 0 |
| Synthetic Narcotics - Manufactured Narcotics Which Can Cause True Drug Addiction (Demerol, Methadones) | Male | 0 | 0 | 0 | 0 | 0 | 0 | 0 |
| | Female | 0 | 0 | 0 | 0 | 0 | 0 | 0 |
| Other - Dangerous Nonnarcotic Drugs (Barbiturates, Benzedrine) | Male | 0 | 0 | 0 | 0 | 0 | 0 | 0 |
| | Female | 0 | 0 | 0 | 0 | 0 | 0 | 0 |
| Total Drug Abuse Violations: | | Male | 0 | 0 | 0 | 0 | 0 | 0 |
| | | Female | 0 | 0 | 0 | 0 | 0 | 0 |

Gambling:

| | | Under10 | 10-12 | 13-14 | 15 | 16 | 17 | Total |
|-----------------------------------|--------|----------------|--------------|--------------|-----------|-----------|-----------|--------------|
| Bookmaking (Horse and Sport Book) | Male | 0 | 0 | 0 | 0 | 0 | 0 | 0 |
| | Female | 0 | 0 | 0 | 0 | 0 | 0 | 0 |
| Numbers and Lottery | Male | 0 | 0 | 0 | 0 | 0 | 0 | 0 |
| | Female | 0 | 0 | 0 | 0 | 0 | 0 | 0 |
| All Other Gambling | Male | 0 | 0 | 0 | 0 | 0 | 0 | 0 |
| | Female | 0 | 0 | 0 | 0 | 0 | 0 | 0 |
| Total Gambling Violations: | | Male | 0 | 0 | 0 | 0 | 0 | 0 |
| | | Female | 0 | 0 | 0 | 0 | 0 | 0 |

Miscellaneous:

| | | Under10 | 10-12 | 13-14 | 15 | 16 | 17 | Total |
|--|--------|----------------|--------------|--------------|-----------|-----------|-----------|--------------|
| Offenses Against the Family and Children | Male | 0 | 0 | 0 | 0 | 0 | 0 | 0 |
| | Female | 0 | 0 | 0 | 0 | 0 | 0 | 0 |
| Driving Under the Influence | Male | 0 | 0 | 0 | 0 | 0 | 0 | 0 |
| | Female | 0 | 0 | 0 | 0 | 0 | 0 | 0 |
| Liquor Laws | Male | 0 | 0 | 0 | 0 | 0 | 0 | 0 |
| | Female | 0 | 0 | 0 | 0 | 0 | 0 | 0 |
| Drunkenness | Male | 0 | 0 | 0 | 0 | 0 | 0 | 0 |
| | Female | 0 | 0 | 0 | 0 | 0 | 0 | 0 |
| Disorderly Conduct | Male | 0 | 0 | 0 | 0 | 0 | 0 | 0 |
| | Female | 0 | 0 | 0 | 0 | 0 | 0 | 0 |
| Vagrancy | Male | 0 | 0 | 0 | 0 | 0 | 0 | 0 |
| | Female | 0 | 0 | 0 | 0 | 0 | 0 | 0 |
| All Other Offenses (Except Traffic) | Male | 0 | 0 | 0 | 0 | 0 | 0 | 0 |
| | Female | 0 | 0 | 0 | 0 | 0 | 0 | 0 |
| Suspicion | Male | 0 | 0 | 0 | 0 | 0 | 0 | 0 |
| | Female | 0 | 0 | 0 | 0 | 0 | 0 | 0 |
| Total Miscellaneous Violations: | | Male | 0 | 0 | 0 | 0 | 0 | 0 |
| | | Female | 0 | 0 | 0 | 0 | 0 | 0 |

Human Trafficking:

| | | Under10 | 10-12 | 13-14 | 15 | 16 | 17 | Total |
|--|--------|----------------|--------------|--------------|-----------|-----------|-----------|--------------|
| Human Trafficking/ Commercial Sex Acts | Male | 0 | 0 | 0 | 0 | 0 | 0 | 0 |
| | Female | 0 | 0 | 0 | 0 | 0 | 0 | 0 |
| Human Trafficking/ Involuntary Servitude | Male | 0 | 0 | 0 | 0 | 0 | 0 | 0 |
| | Female | 0 | 0 | 0 | 0 | 0 | 0 | 0 |
| Total Human Trafficking Violations: | | Male | 0 | 0 | 0 | 0 | 0 | 0 |
| | | Female | 0 | 0 | 0 | 0 | 0 | 0 |

2016 Humboldt County Arrests - Juvenile
Under 18 Years of Age

| Index Crime: | | Under10 | 10-12 | 13-14 | 15 | 16 | 17 | Total |
|--|--------|----------|----------|----------|----------|----------|----------|----------|
| Murder and Nonnegligent Manslaughter | Male | 0 | 0 | 0 | 0 | 0 | 0 | 0 |
| | Female | 0 | 0 | 0 | 0 | 0 | 0 | 0 |
| Manslaughter by Negligence | Male | 0 | 0 | 0 | 0 | 0 | 0 | 0 |
| | Female | 0 | 0 | 0 | 0 | 0 | 0 | 0 |
| Rape | Male | 0 | 0 | 0 | 0 | 0 | 0 | 0 |
| | Female | 0 | 0 | 0 | 0 | 0 | 0 | 0 |
| Robbery | Male | 0 | 0 | 0 | 0 | 0 | 0 | 0 |
| | Female | 0 | 0 | 0 | 0 | 0 | 0 | 0 |
| Aggravated Assault (Return A - 4a-d) | Male | 0 | 0 | 0 | 1 | 0 | 0 | 1 |
| | Female | 0 | 0 | 0 | 0 | 0 | 0 | 0 |
| Burglary - Breaking or Entering | Male | 0 | 0 | 0 | 0 | 0 | 1 | 1 |
| | Female | 0 | 0 | 0 | 0 | 0 | 0 | 0 |
| Larceny - Theft (Except Motor Vehicle Theft) | Male | 0 | 0 | 0 | 0 | 2 | 3 | 5 |
| | Female | 0 | 0 | 0 | 0 | 0 | 0 | 0 |
| Motor Vehicle Theft | Male | 0 | 0 | 0 | 0 | 0 | 0 | 0 |
| | Female | 0 | 0 | 0 | 0 | 0 | 0 | 0 |
| Arson | Male | 0 | 0 | 0 | 0 | 0 | 0 | 0 |
| | Female | 0 | 0 | 0 | 0 | 0 | 0 | 0 |
| Total Index Crimes Violations: Male | | 0 | 0 | 0 | 1 | 2 | 4 | 7 |
| Female | | 0 | 0 | 0 | 0 | 0 | 0 | 0 |

| Other Offenses: | | Under10 | 10-12 | 13-14 | 15 | 16 | 17 | Total |
|--|--------|----------|----------|----------|----------|----------|----------|----------|
| Other Assaults (Return A - 4e) | Male | 0 | 3 | 0 | 4 | 1 | 0 | 8 |
| | Female | 0 | 0 | 0 | 0 | 0 | 0 | 0 |
| Forgery and Counterfeiting | Male | 0 | 0 | 0 | 0 | 0 | 0 | 0 |
| | Female | 0 | 0 | 0 | 0 | 0 | 0 | 0 |
| Fraud | Male | 0 | 0 | 0 | 0 | 0 | 0 | 0 |
| | Female | 0 | 0 | 0 | 0 | 0 | 0 | 0 |
| Embezzlement | Male | 0 | 0 | 0 | 0 | 0 | 0 | 0 |
| | Female | 0 | 0 | 0 | 0 | 0 | 0 | 0 |
| Stolen Property; Buying, Receiving, Possessing | Male | 0 | 0 | 0 | 0 | 0 | 0 | 0 |
| | Female | 0 | 0 | 0 | 0 | 0 | 0 | 0 |
| Vandalism | Male | 0 | 0 | 0 | 0 | 0 | 0 | 0 |
| | Female | 0 | 0 | 0 | 0 | 0 | 0 | 0 |
| Weapons; Carrying, Possessing, etc. | Male | 0 | 0 | 0 | 0 | 0 | 1 | 1 |
| | Female | 0 | 0 | 0 | 0 | 0 | 0 | 0 |
| Total Other Offense Violations: Male | | 0 | 3 | 0 | 4 | 1 | 1 | 9 |
| Female | | 0 | 0 | 0 | 0 | 0 | 0 | 0 |

| Prostitution and Commercialized Vice: | | Under10 | 10-12 | 13-14 | 15 | 16 | 17 | Total |
|--|--------|----------|----------|----------|----------|----------|----------|----------|
| Prostitution | Male | 0 | 0 | 0 | 0 | 0 | 0 | 0 |
| | Female | 0 | 0 | 0 | 0 | 0 | 0 | 0 |
| Assisting or Promoting Prostitution | Male | 0 | 0 | 0 | 0 | 0 | 0 | 0 |
| | Female | 0 | 0 | 0 | 0 | 0 | 0 | 0 |
| Purchasing Prostitution | Male | 0 | 0 | 0 | 0 | 0 | 0 | 0 |
| | Female | 0 | 0 | 0 | 0 | 0 | 0 | 0 |
| Sex Offenses (Except Forcible Rape and Prostitution) | Male | 0 | 0 | 1 | 0 | 0 | 0 | 1 |
| | Female | 0 | 0 | 0 | 0 | 0 | 0 | 0 |
| Total Prostitution & Commercialized Vice Violations: Male | | 0 | 0 | 1 | 0 | 0 | 0 | 1 |
| Female | | 0 | 0 | 0 | 0 | 0 | 0 | 0 |

2016 Humboldt County Arrests - Juvenile
Under 18 Years of Age

Drug Abuse Violations:

| Sale/Manufacturing: | | Under10 | 10-12 | 13-14 | 15 | 16 | 17 | Total |
|--|--------|----------------|--------------|--------------|-----------|-----------|-----------|--------------|
| Opium or Cocaine and Their Derivatives (Morphine, Heroin, Codeine) | Male | 0 | 0 | 0 | 0 | 0 | 0 | 0 |
| | Female | 0 | 0 | 0 | 0 | 0 | 0 | 0 |
| Marijuana | Male | 0 | 0 | 0 | 0 | 0 | 0 | 0 |
| | Female | 0 | 0 | 0 | 0 | 0 | 0 | 0 |
| Synthetic Narcotics - Manufactured Narcotics Which Can Cause True Drug Addiction Demerol, Methadones) | Male | 0 | 0 | 0 | 0 | 0 | 0 | 0 |
| | Female | 0 | 0 | 0 | 0 | 0 | 0 | 0 |
| Other - Dangerous Nonnarcotic Drugs (Barbiturates, Benzedrine) | Male | 0 | 0 | 0 | 0 | 0 | 0 | 0 |
| | Female | 0 | 0 | 0 | 0 | 0 | 0 | 0 |
| Possession: | | | | | | | | 0 |
| Opium or Cocaine and Their Derivatives (Morphine, Heroin, Codeine) | Male | 0 | 0 | 0 | 0 | 0 | 0 | 0 |
| | Female | 0 | 0 | 0 | 0 | 0 | 0 | 0 |
| Marijuana | Male | 0 | 1 | 1 | 1 | 3 | 2 | 8 |
| | Female | 0 | 0 | 0 | 0 | 0 | 2 | 2 |
| Synthetic Narcotics - Manufactured Narcotics Which Can Cause True Drug Addiction (Demerol, Methadones) | Male | 0 | 0 | 0 | 0 | 0 | 0 | 0 |
| | Female | 0 | 0 | 0 | 0 | 0 | 0 | 0 |
| Other - Dangerous Nonnarcotic Drugs (Barbiturates, Benzedrine) | Male | 0 | 0 | 0 | 0 | 0 | 0 | 0 |
| | Female | 0 | 0 | 0 | 0 | 0 | 0 | 0 |
| Total Drug Abuse Violations: | | Male | 0 | 1 | 1 | 1 | 3 | 2 |
| | | Female | 0 | 0 | 0 | 0 | 0 | 2 |

Gambling:

| | | Under10 | 10-12 | 13-14 | 15 | 16 | 17 | Total |
|-----------------------------------|--------|----------------|--------------|--------------|-----------|-----------|-----------|--------------|
| Bookmaking (Horse and Sport Book) | Male | 0 | 0 | 0 | 0 | 0 | 0 | 0 |
| | Female | 0 | 0 | 0 | 0 | 0 | 0 | 0 |
| Numbers and Lottery | Male | 0 | 0 | 0 | 0 | 0 | 0 | 0 |
| | Female | 0 | 0 | 0 | 0 | 0 | 0 | 0 |
| All Other Gambling | Male | 0 | 0 | 0 | 0 | 0 | 0 | 0 |
| | Female | 0 | 0 | 0 | 0 | 0 | 0 | 0 |
| Total Gambling Violations: | | Male | 0 | 0 | 0 | 0 | 0 | 0 |
| | | Female | 0 | 0 | 0 | 0 | 0 | 0 |

Miscellaneous:

| | | Under10 | 10-12 | 13-14 | 15 | 16 | 17 | Total |
|--|--------|----------------|--------------|--------------|-----------|-----------|-----------|--------------|
| Offenses Against the Family and Children | Male | 0 | 0 | 0 | 2 | 0 | 0 | 2 |
| | Female | 0 | 0 | 0 | 0 | 0 | 0 | 0 |
| Driving Under the Influence | Male | 0 | 0 | 0 | 0 | 0 | 0 | 0 |
| | Female | 0 | 0 | 0 | 0 | 0 | 0 | 0 |
| Liquor Laws | Male | 0 | 0 | 0 | 0 | 0 | 0 | 0 |
| | Female | 0 | 0 | 0 | 0 | 0 | 0 | 0 |
| Drunkenness | Male | 0 | 0 | 0 | 0 | 0 | 0 | 0 |
| | Female | 0 | 0 | 0 | 0 | 0 | 0 | 0 |
| Disorderly Conduct | Male | 0 | 0 | 0 | 0 | 0 | 0 | 0 |
| | Female | 0 | 0 | 0 | 0 | 0 | 0 | 0 |
| Vagrancy | Male | 0 | 0 | 0 | 0 | 0 | 0 | 0 |
| | Female | 0 | 0 | 0 | 0 | 0 | 0 | 0 |
| All Other Offenses (Except Traffic) | Male | 0 | 0 | 1 | 3 | 4 | 2 | 10 |
| | Female | 0 | 2 | 0 | 1 | 0 | 0 | 3 |
| Suspicion | Male | 0 | 0 | 0 | 0 | 0 | 0 | 0 |
| | Female | 0 | 0 | 0 | 0 | 0 | 0 | 0 |
| Total Miscellaneous Violations: | | Male | 0 | 0 | 1 | 5 | 4 | 2 |
| | | Female | 0 | 2 | 0 | 1 | 0 | 3 |

Human Trafficking:

| | | Under10 | 10-12 | 13-14 | 15 | 16 | 17 | Total |
|--|--------|----------------|--------------|--------------|-----------|-----------|-----------|--------------|
| Human Trafficking/ Commercial Sex Acts | Male | 0 | 0 | 0 | 0 | 0 | 0 | 0 |
| | Female | 0 | 0 | 0 | 0 | 0 | 0 | 0 |
| Human Trafficking/ Involuntary Servitude | Male | 0 | 0 | 0 | 0 | 0 | 0 | 0 |
| | Female | 0 | 0 | 0 | 0 | 0 | 0 | 0 |
| Total Human Trafficking Violations: | | Male | 0 | 0 | 0 | 0 | 0 | 0 |
| | | Female | 0 | 0 | 0 | 0 | 0 | 0 |

2016 Humboldt County School District PD Arrests - Juvenile
Under 18 Years of Age

| Index Crime: | | Under10 | 10-12 | 13-14 | 15 | 16 | 17 | Total |
|--|--------|---------|-------|-------|----|----|----|-------|
| Murder and Nonnegligent Manslaughter | Male | 0 | 0 | 0 | 0 | 0 | 0 | 0 |
| | Female | 0 | 0 | 0 | 0 | 0 | 0 | 0 |
| Manslaughter by Negligence | Male | 0 | 0 | 0 | 0 | 0 | 0 | 0 |
| | Female | 0 | 0 | 0 | 0 | 0 | 0 | 0 |
| Rape | Male | 0 | 0 | 0 | 0 | 0 | 0 | 0 |
| | Female | 0 | 0 | 0 | 0 | 0 | 0 | 0 |
| Robbery | Male | 0 | 0 | 0 | 0 | 0 | 0 | 0 |
| | Female | 0 | 0 | 0 | 0 | 0 | 0 | 0 |
| Aggravated Assault (Return A - 4a-d) | Male | 0 | 0 | 0 | 0 | 0 | 0 | 0 |
| | Female | 0 | 0 | 0 | 0 | 0 | 0 | 0 |
| Burglary - Breaking or Entering | Male | 0 | 0 | 0 | 0 | 0 | 0 | 0 |
| | Female | 0 | 0 | 0 | 0 | 0 | 0 | 0 |
| Larceny - Theft (Except Motor Vehicle Theft) | Male | 0 | 0 | 0 | 0 | 1 | 0 | 1 |
| | Female | 0 | 0 | 0 | 0 | 0 | 0 | 0 |
| Motor Vehicle Theft | Male | 0 | 0 | 0 | 0 | 0 | 0 | 0 |
| | Female | 0 | 0 | 0 | 0 | 0 | 0 | 0 |
| Arson | Male | 0 | 0 | 0 | 0 | 0 | 0 | 0 |
| | Female | 0 | 0 | 0 | 0 | 0 | 0 | 0 |
| Total Index Crimes Violations: Male | | 0 | 0 | 0 | 0 | 1 | 0 | 1 |
| Female | | 0 | 0 | 0 | 0 | 0 | 0 | 0 |

| Other Offenses: | | Under10 | 10-12 | 13-14 | 15 | 16 | 17 | Total |
|--|--------|---------|-------|-------|----|----|----|-------|
| Other Assaults (Return A - 4e) | Male | 0 | 0 | 0 | 0 | 0 | 0 | 0 |
| | Female | 0 | 0 | 0 | 0 | 0 | 0 | 0 |
| Forgery and Counterfeiting | Male | 0 | 0 | 0 | 0 | 0 | 0 | 0 |
| | Female | 0 | 0 | 0 | 0 | 0 | 0 | 0 |
| Fraud | Male | 0 | 0 | 0 | 0 | 0 | 0 | 0 |
| | Female | 0 | 0 | 0 | 0 | 0 | 0 | 0 |
| Embezzlement | Male | 0 | 0 | 0 | 0 | 0 | 0 | 0 |
| | Female | 0 | 0 | 0 | 0 | 0 | 0 | 0 |
| Stolen Property; Buying, Receiving, Possessing | Male | 0 | 0 | 0 | 0 | 0 | 0 | 0 |
| | Female | 0 | 0 | 0 | 0 | 0 | 0 | 0 |
| Vandalism | Male | 0 | 0 | 0 | 0 | 0 | 0 | 0 |
| | Female | 0 | 0 | 0 | 0 | 0 | 0 | 0 |
| Weapons; Carrying, Possessing, etc. | Male | 0 | 0 | 0 | 0 | 0 | 0 | 0 |
| | Female | 0 | 0 | 0 | 0 | 0 | 0 | 0 |
| Total Other Offense Violations: Male | | 0 | 0 | 0 | 0 | 0 | 0 | 0 |
| Female | | 0 | 0 | 0 | 0 | 0 | 0 | 0 |

| Prostitution and Commercialized Vice: | | Under10 | 10-12 | 13-14 | 15 | 16 | 17 | Total |
|---|--------|---------|-------|-------|----|----|----|-------|
| Prostitution | Male | 0 | 0 | 0 | 0 | 0 | 0 | 0 |
| | Female | 0 | 0 | 0 | 0 | 0 | 0 | 0 |
| Assisting or Promoting Prostitution | Male | 0 | 0 | 0 | 0 | 0 | 0 | 0 |
| | Female | 0 | 0 | 0 | 0 | 0 | 0 | 0 |
| Purchasing Prostitution | Male | 0 | 0 | 0 | 0 | 0 | 0 | 0 |
| | Female | 0 | 0 | 0 | 0 | 0 | 0 | 0 |
| Sex Offenses (Except Forcible Rape and Prostitution) | Male | 0 | 0 | 0 | 0 | 0 | 0 | 0 |
| | Female | 0 | 0 | 0 | 0 | 0 | 0 | 0 |
| Total Prostitution & Commercialized Vice Violations: Male | | 0 | 0 | 0 | 0 | 0 | 0 | 0 |
| Female | | 0 | 0 | 0 | 0 | 0 | 0 | 0 |

2016 Humboldt County School District PD Arrests - Juvenile
Under 18 Years of Age

Drug Abuse Violations:

| Sale/Manufacturing: | | Under10 | 10-12 | 13-14 | 15 | 16 | 17 | Total |
|--|---------------|----------------|--------------|--------------|-----------|-----------|-----------|--------------|
| Opium or Cocaine and Their Derivatives (Morphine, Heroin, Codeine) | Male | 0 | 0 | 0 | 0 | 0 | 0 | 0 |
| | Female | 0 | 0 | 0 | 0 | 0 | 0 | 0 |
| Marijuana | Male | 0 | 0 | 0 | 0 | 0 | 0 | 0 |
| | Female | 0 | 0 | 0 | 0 | 0 | 0 | 0 |
| Synthetic Narcotics - Manufactured Narcotics Which Can Cause True Drug Addiction Demerol, Methadones) | Male | 0 | 0 | 0 | 0 | 0 | 0 | 0 |
| | Female | 0 | 0 | 0 | 0 | 0 | 0 | 0 |
| Other - Dangerous Nonnarcotic Drugs (Barbiturates, Benzedrine) | Male | 0 | 0 | 0 | 0 | 0 | 0 | 0 |
| | Female | 0 | 0 | 0 | 0 | 0 | 0 | 0 |
| Possession: | | | | | | | | 0 |
| Opium or Cocaine and Their Derivatives (Morphine, Heroin, Codeine) | Male | 0 | 0 | 0 | 0 | 0 | 0 | 0 |
| | Female | 0 | 0 | 0 | 0 | 0 | 0 | 0 |
| Marijuana | Male | 0 | 1 | 1 | 1 | 3 | 0 | 6 |
| | Female | 0 | 0 | 0 | 0 | 0 | 1 | 1 |
| Synthetic Narcotics - Manufactured Narcotics Which Can Cause True Drug Addiction (Demerol, Methadones) | Male | 0 | 0 | 0 | 0 | 0 | 0 | 0 |
| | Female | 0 | 0 | 0 | 0 | 0 | 0 | 0 |
| Other - Dangerous Nonnarcotic Drugs (Barbiturates, Benzedrine) | Male | 0 | 0 | 0 | 0 | 0 | 0 | 0 |
| | Female | 0 | 0 | 0 | 0 | 0 | 0 | 0 |
| Total Drug Abuse Violations: | Male | 0 | 1 | 1 | 1 | 3 | 0 | 6 |
| | Female | 0 | 0 | 0 | 0 | 0 | 1 | 1 |

Gambling:

| | | Under10 | 10-12 | 13-14 | 15 | 16 | 17 | Total |
|-----------------------------------|---------------|----------------|--------------|--------------|-----------|-----------|-----------|--------------|
| Bookmaking (Horse and Sport Book) | Male | 0 | 0 | 0 | 0 | 0 | 0 | 0 |
| | Female | 0 | 0 | 0 | 0 | 0 | 0 | 0 |
| Numbers and Lottery | Male | 0 | 0 | 0 | 0 | 0 | 0 | 0 |
| | Female | 0 | 0 | 0 | 0 | 0 | 0 | 0 |
| All Other Gambling | Male | 0 | 0 | 0 | 0 | 0 | 0 | 0 |
| | Female | 0 | 0 | 0 | 0 | 0 | 0 | 0 |
| Total Gambling Violations: | Male | 0 | 0 | 0 | 0 | 0 | 0 | 0 |
| | Female | 0 | 0 | 0 | 0 | 0 | 0 | 0 |

Miscellaneous:

| | | Under10 | 10-12 | 13-14 | 15 | 16 | 17 | Total |
|--|---------------|----------------|--------------|--------------|-----------|-----------|-----------|--------------|
| Offenses Against the Family and Children | Male | 0 | 0 | 0 | 0 | 0 | 0 | 0 |
| | Female | 0 | 0 | 0 | 0 | 0 | 0 | 0 |
| Driving Under the Influence | Male | 0 | 0 | 0 | 0 | 0 | 0 | 0 |
| | Female | 0 | 0 | 0 | 0 | 0 | 0 | 0 |
| Liquor Laws | Male | 0 | 0 | 0 | 0 | 0 | 0 | 0 |
| | Female | 0 | 0 | 0 | 0 | 0 | 0 | 0 |
| Drunkenness | Male | 0 | 0 | 0 | 0 | 0 | 0 | 0 |
| | Female | 0 | 0 | 0 | 0 | 0 | 0 | 0 |
| Disorderly Conduct | Male | 0 | 0 | 0 | 0 | 0 | 0 | 0 |
| | Female | 0 | 0 | 0 | 0 | 0 | 0 | 0 |
| Vagrancy | Male | 0 | 0 | 0 | 0 | 0 | 0 | 0 |
| | Female | 0 | 0 | 0 | 0 | 0 | 0 | 0 |
| All Other Offenses (Except Traffic) | Male | 0 | 0 | 1 | 2 | 3 | 1 | 7 |
| | Female | 0 | 1 | 0 | 1 | 0 | 0 | 2 |
| Suspicion | Male | 0 | 0 | 0 | 0 | 0 | 0 | 0 |
| | Female | 0 | 0 | 0 | 0 | 0 | 0 | 0 |
| Total Miscellaneous Violations: | Male | 0 | 0 | 1 | 2 | 3 | 1 | 7 |
| | Female | 0 | 1 | 0 | 1 | 0 | 0 | 2 |

Human Trafficking:

| | | Under10 | 10-12 | 13-14 | 15 | 16 | 17 | Total |
|--|---------------|----------------|--------------|--------------|-----------|-----------|-----------|--------------|
| Human Trafficking/ Commercial Sex Acts | Male | 0 | 0 | 0 | 0 | 0 | 0 | 0 |
| | Female | 0 | 0 | 0 | 0 | 0 | 0 | 0 |
| Human Trafficking/ Involuntary Servitude | Male | 0 | 0 | 0 | 0 | 0 | 0 | 0 |
| | Female | 0 | 0 | 0 | 0 | 0 | 0 | 0 |
| Total Human Trafficking Violations: | Male | 0 | 0 | 0 | 0 | 0 | 0 | 0 |
| | Female | 0 | 0 | 0 | 0 | 0 | 0 | 0 |

2016 Humboldt County SO Arrests - Juvenile
Under 18 Years of Age

| Index Crime: | | Under10 | 10-12 | 13-14 | 15 | 16 | 17 | Total |
|--|--------|---------|-------|-------|----|----|----|-------|
| Murder and Nonnegligent Manslaughter | Male | 0 | 0 | 0 | 0 | 0 | 0 | 0 |
| | Female | 0 | 0 | 0 | 0 | 0 | 0 | 0 |
| Manslaughter by Negligence | Male | 0 | 0 | 0 | 0 | 0 | 0 | 0 |
| | Female | 0 | 0 | 0 | 0 | 0 | 0 | 0 |
| Rape | Male | 0 | 0 | 0 | 0 | 0 | 0 | 0 |
| | Female | 0 | 0 | 0 | 0 | 0 | 0 | 0 |
| Robbery | Male | 0 | 0 | 0 | 0 | 0 | 0 | 0 |
| | Female | 0 | 0 | 0 | 0 | 0 | 0 | 0 |
| Aggravated Assault (Return A - 4a-d) | Male | 0 | 0 | 0 | 1 | 0 | 0 | 1 |
| | Female | 0 | 0 | 0 | 0 | 0 | 0 | 0 |
| Burglary - Breaking or Entering | Male | 0 | 0 | 0 | 0 | 0 | 0 | 0 |
| | Female | 0 | 0 | 0 | 0 | 0 | 0 | 0 |
| Larceny - Theft (Except Motor Vehicle Theft) | Male | 0 | 0 | 0 | 0 | 1 | 0 | 1 |
| | Female | 0 | 0 | 0 | 0 | 0 | 0 | 0 |
| Motor Vehicle Theft | Male | 0 | 0 | 0 | 0 | 0 | 0 | 0 |
| | Female | 0 | 0 | 0 | 0 | 0 | 0 | 0 |
| Arson | Male | 0 | 0 | 0 | 0 | 0 | 0 | 0 |
| | Female | 0 | 0 | 0 | 0 | 0 | 0 | 0 |
| Total Index Crimes Violations: Male | | 0 | 0 | 0 | 1 | 1 | 0 | 2 |
| Female | | 0 | 0 | 0 | 0 | 0 | 0 | 0 |

| Other Offenses: | | Under10 | 10-12 | 13-14 | 15 | 16 | 17 | Total |
|--|--------|---------|-------|-------|----|----|----|-------|
| Other Assaults (Return A - 4e) | Male | 0 | 1 | 0 | 0 | 1 | 0 | 2 |
| | Female | 0 | 0 | 0 | 0 | 0 | 0 | 0 |
| Forgery and Counterfeiting | Male | 0 | 0 | 0 | 0 | 0 | 0 | 0 |
| | Female | 0 | 0 | 0 | 0 | 0 | 0 | 0 |
| Fraud | Male | 0 | 0 | 0 | 0 | 0 | 0 | 0 |
| | Female | 0 | 0 | 0 | 0 | 0 | 0 | 0 |
| Embezzlement | Male | 0 | 0 | 0 | 0 | 0 | 0 | 0 |
| | Female | 0 | 0 | 0 | 0 | 0 | 0 | 0 |
| Stolen Property; Buying, Receiving, Possessing | Male | 0 | 0 | 0 | 0 | 0 | 0 | 0 |
| | Female | 0 | 0 | 0 | 0 | 0 | 0 | 0 |
| Vandalism | Male | 0 | 0 | 0 | 0 | 0 | 0 | 0 |
| | Female | 0 | 0 | 0 | 0 | 0 | 0 | 0 |
| Weapons; Carrying, Possessing, etc. | Male | 0 | 0 | 0 | 0 | 0 | 0 | 0 |
| | Female | 0 | 0 | 0 | 0 | 0 | 0 | 0 |
| Total Other Offense Violations: Male | | 0 | 1 | 0 | 0 | 1 | 0 | 2 |
| Female | | 0 | 0 | 0 | 0 | 0 | 0 | 0 |

| Prostitution and Commercialized Vice: | | Under10 | 10-12 | 13-14 | 15 | 16 | 17 | Total |
|---|--------|---------|-------|-------|----|----|----|-------|
| Prostitution | Male | 0 | 0 | 0 | 0 | 0 | 0 | 0 |
| | Female | 0 | 0 | 0 | 0 | 0 | 0 | 0 |
| Assisting or Promoting Prostitution | Male | 0 | 0 | 0 | 0 | 0 | 0 | 0 |
| | Female | 0 | 0 | 0 | 0 | 0 | 0 | 0 |
| Purchasing Prostitution | Male | 0 | 0 | 0 | 0 | 0 | 0 | 0 |
| | Female | 0 | 0 | 0 | 0 | 0 | 0 | 0 |
| Sex Offenses (Except Forcible Rape and Prostitution) | Male | 0 | 0 | 1 | 0 | 0 | 0 | 1 |
| | Female | 0 | 0 | 0 | 0 | 0 | 0 | 0 |
| Total Prostitution & Commercialized Vice Violations: Male | | 0 | 0 | 1 | 0 | 0 | 0 | 1 |
| Female | | 0 | 0 | 0 | 0 | 0 | 0 | 0 |

2016 Humboldt County SO Arrests - Juvenile
Under 18 Years of Age

Drug Abuse Violations:

| Sale/Manufacturing: | | Under10 | 10-12 | 13-14 | 15 | 16 | 17 | Total |
|--|--------|----------------|--------------|--------------|-----------|-----------|-----------|--------------|
| Opium or Cocaine and Their Derivatives (Morphine, Heroin, Codeine) | Male | 0 | 0 | 0 | 0 | 0 | 0 | 0 |
| | Female | 0 | 0 | 0 | 0 | 0 | 0 | 0 |
| Marijuana | Male | 0 | 0 | 0 | 0 | 0 | 0 | 0 |
| | Female | 0 | 0 | 0 | 0 | 0 | 0 | 0 |
| Synthetic Narcotics - Manufactured Narcotics Which Can Cause True Drug Addiction Demerol, Methadones) | Male | 0 | 0 | 0 | 0 | 0 | 0 | 0 |
| | Female | 0 | 0 | 0 | 0 | 0 | 0 | 0 |
| Other - Dangerous Nonnarcotic Drugs (Barbiturates, Benzedrine) | Male | 0 | 0 | 0 | 0 | 0 | 0 | 0 |
| | Female | 0 | 0 | 0 | 0 | 0 | 0 | 0 |
| Possession: | | | | | | | | 0 |
| Opium or Cocaine and Their Derivatives (Morphine, Heroin, Codeine) | Male | 0 | 0 | 0 | 0 | 0 | 0 | 0 |
| | Female | 0 | 0 | 0 | 0 | 0 | 0 | 0 |
| Marijuana | Male | 0 | 0 | 0 | 0 | 0 | 0 | 0 |
| | Female | 0 | 0 | 0 | 0 | 0 | 0 | 0 |
| Synthetic Narcotics - Manufactured Narcotics Which Can Cause True Drug Addiction (Demerol, Methadones) | Male | 0 | 0 | 0 | 0 | 0 | 0 | 0 |
| | Female | 0 | 0 | 0 | 0 | 0 | 0 | 0 |
| Other - Dangerous Nonnarcotic Drugs (Barbiturates, Benzedrine) | Male | 0 | 0 | 0 | 0 | 0 | 0 | 0 |
| | Female | 0 | 0 | 0 | 0 | 0 | 0 | 0 |
| Total Drug Abuse Violations: | | Male | 0 | 0 | 0 | 0 | 0 | 0 |
| | | Female | 0 | 0 | 0 | 0 | 0 | 0 |

Gambling:

| | | Under10 | 10-12 | 13-14 | 15 | 16 | 17 | Total |
|-----------------------------------|--------|----------------|--------------|--------------|-----------|-----------|-----------|--------------|
| Bookmaking (Horse and Sport Book) | Male | 0 | 0 | 0 | 0 | 0 | 0 | 0 |
| | Female | 0 | 0 | 0 | 0 | 0 | 0 | 0 |
| Numbers and Lottery | Male | 0 | 0 | 0 | 0 | 0 | 0 | 0 |
| | Female | 0 | 0 | 0 | 0 | 0 | 0 | 0 |
| All Other Gambling | Male | 0 | 0 | 0 | 0 | 0 | 0 | 0 |
| | Female | 0 | 0 | 0 | 0 | 0 | 0 | 0 |
| Total Gambling Violations: | | Male | 0 | 0 | 0 | 0 | 0 | 0 |
| | | Female | 0 | 0 | 0 | 0 | 0 | 0 |

Miscellaneous:

| | | Under10 | 10-12 | 13-14 | 15 | 16 | 17 | Total |
|--|--------|----------------|--------------|--------------|-----------|-----------|-----------|--------------|
| Offenses Against the Family and Children | Male | 0 | 0 | 0 | 0 | 0 | 0 | 0 |
| | Female | 0 | 0 | 0 | 0 | 0 | 0 | 0 |
| Driving Under the Influence | Male | 0 | 0 | 0 | 0 | 0 | 0 | 0 |
| | Female | 0 | 0 | 0 | 0 | 0 | 0 | 0 |
| Liquor Laws | Male | 0 | 0 | 0 | 0 | 0 | 0 | 0 |
| | Female | 0 | 0 | 0 | 0 | 0 | 0 | 0 |
| Drunkenness | Male | 0 | 0 | 0 | 0 | 0 | 0 | 0 |
| | Female | 0 | 0 | 0 | 0 | 0 | 0 | 0 |
| Disorderly Conduct | Male | 0 | 0 | 0 | 0 | 0 | 0 | 0 |
| | Female | 0 | 0 | 0 | 0 | 0 | 0 | 0 |
| Vagrancy | Male | 0 | 0 | 0 | 0 | 0 | 0 | 0 |
| | Female | 0 | 0 | 0 | 0 | 0 | 0 | 0 |
| All Other Offenses (Except Traffic) | Male | 0 | 0 | 0 | 0 | 0 | 0 | 0 |
| | Female | 0 | 0 | 0 | 0 | 0 | 0 | 0 |
| Suspicion | Male | 0 | 0 | 0 | 0 | 0 | 0 | 0 |
| | Female | 0 | 0 | 0 | 0 | 0 | 0 | 0 |
| Total Miscellaneous Violations: | | Male | 0 | 0 | 0 | 0 | 0 | 0 |
| | | Female | 0 | 0 | 0 | 0 | 0 | 0 |

Human Trafficking:

| | | Under10 | 10-12 | 13-14 | 15 | 16 | 17 | Total |
|--|--------|----------------|--------------|--------------|-----------|-----------|-----------|--------------|
| Human Trafficking/ Commercial Sex Acts | Male | 0 | 0 | 0 | 0 | 0 | 0 | 0 |
| | Female | 0 | 0 | 0 | 0 | 0 | 0 | 0 |
| Human Trafficking/ Involuntary Servitude | Male | 0 | 0 | 0 | 0 | 0 | 0 | 0 |
| | Female | 0 | 0 | 0 | 0 | 0 | 0 | 0 |
| Total Human Trafficking Violations: | | Male | 0 | 0 | 0 | 0 | 0 | 0 |
| | | Female | 0 | 0 | 0 | 0 | 0 | 0 |

2016 Winnemucca PD Arrests - Juvenile
Under 18 Years of Age

| Index Crime: | | Under10 | 10-12 | 13-14 | 15 | 16 | 17 | Total |
|--|--------|----------|----------|----------|----------|----------|----------|----------|
| Murder and Nonnegligent Manslaughter | Male | 0 | 0 | 0 | 0 | 0 | 0 | 0 |
| | Female | 0 | 0 | 0 | 0 | 0 | 0 | 0 |
| Manslaughter by Negligence | Male | 0 | 0 | 0 | 0 | 0 | 0 | 0 |
| | Female | 0 | 0 | 0 | 0 | 0 | 0 | 0 |
| Rape | Male | 0 | 0 | 0 | 0 | 0 | 0 | 0 |
| | Female | 0 | 0 | 0 | 0 | 0 | 0 | 0 |
| Robbery | Male | 0 | 0 | 0 | 0 | 0 | 0 | 0 |
| | Female | 0 | 0 | 0 | 0 | 0 | 0 | 0 |
| Aggravated Assault (Return A - 4a-d) | Male | 0 | 0 | 0 | 0 | 0 | 0 | 0 |
| | Female | 0 | 0 | 0 | 0 | 0 | 0 | 0 |
| Burglary - Breaking or Entering | Male | 0 | 0 | 0 | 0 | 0 | 1 | 1 |
| | Female | 0 | 0 | 0 | 0 | 0 | 0 | 0 |
| Larceny - Theft (Except Motor Vehicle Theft) | Male | 0 | 0 | 0 | 0 | 0 | 3 | 3 |
| | Female | 0 | 0 | 0 | 0 | 0 | 0 | 0 |
| Motor Vehicle Theft | Male | 0 | 0 | 0 | 0 | 0 | 0 | 0 |
| | Female | 0 | 0 | 0 | 0 | 0 | 0 | 0 |
| Arson | Male | 0 | 0 | 0 | 0 | 0 | 0 | 0 |
| | Female | 0 | 0 | 0 | 0 | 0 | 0 | 0 |
| Total Index Crimes Violations: Male | | 0 | 0 | 0 | 0 | 0 | 4 | 4 |
| Female | | 0 | 0 | 0 | 0 | 0 | 0 | 0 |

| Other Offenses: | | Under10 | 10-12 | 13-14 | 15 | 16 | 17 | Total |
|--|--------|----------|----------|----------|----------|----------|----------|----------|
| Other Assaults (Return A - 4e) | Male | 0 | 2 | 0 | 4 | 0 | 0 | 6 |
| | Female | 0 | 0 | 0 | 0 | 0 | 0 | 0 |
| Forgery and Counterfeiting | Male | 0 | 0 | 0 | 0 | 0 | 0 | 0 |
| | Female | 0 | 0 | 0 | 0 | 0 | 0 | 0 |
| Fraud | Male | 0 | 0 | 0 | 0 | 0 | 0 | 0 |
| | Female | 0 | 0 | 0 | 0 | 0 | 0 | 0 |
| Embezzlement | Male | 0 | 0 | 0 | 0 | 0 | 0 | 0 |
| | Female | 0 | 0 | 0 | 0 | 0 | 0 | 0 |
| Stolen Property; Buying, Receiving, Possessing | Male | 0 | 0 | 0 | 0 | 0 | 0 | 0 |
| | Female | 0 | 0 | 0 | 0 | 0 | 0 | 0 |
| Vandalism | Male | 0 | 0 | 0 | 0 | 0 | 0 | 0 |
| | Female | 0 | 0 | 0 | 0 | 0 | 0 | 0 |
| Weapons; Carrying, Possessing, etc. | Male | 0 | 0 | 0 | 0 | 0 | 1 | 1 |
| | Female | 0 | 0 | 0 | 0 | 0 | 0 | 0 |
| Total Other Offense Violations: Male | | 0 | 2 | 0 | 4 | 0 | 1 | 7 |
| Female | | 0 | 0 | 0 | 0 | 0 | 0 | 0 |

| Prostitution and Commercialized Vice: | | Under10 | 10-12 | 13-14 | 15 | 16 | 17 | Total |
|--|--------|----------|----------|----------|----------|----------|----------|----------|
| Prostitution | Male | 0 | 0 | 0 | 0 | 0 | 0 | 0 |
| | Female | 0 | 0 | 0 | 0 | 0 | 0 | 0 |
| Assisting or Promoting Prostitution | Male | 0 | 0 | 0 | 0 | 0 | 0 | 0 |
| | Female | 0 | 0 | 0 | 0 | 0 | 0 | 0 |
| Purchasing Prostitution | Male | 0 | 0 | 0 | 0 | 0 | 0 | 0 |
| | Female | 0 | 0 | 0 | 0 | 0 | 0 | 0 |
| Sex Offenses (Except Forcible Rape and Prostitution) | Male | 0 | 0 | 0 | 0 | 0 | 0 | 0 |
| | Female | 0 | 0 | 0 | 0 | 0 | 0 | 0 |
| Total Prostitution & Commercialized Vice Violations: Male | | 0 | 0 | 0 | 0 | 0 | 0 | 0 |
| Female | | 0 | 0 | 0 | 0 | 0 | 0 | 0 |

2016 Winnemucca PD Arrests - Juvenile
Under 18 Years of Age

Drug Abuse Violations:

| Sale/Manufacturing: | | Under10 | 10-12 | 13-14 | 15 | 16 | 17 | Total |
|--|--------|----------------|--------------|--------------|-----------|-----------|-----------|--------------|
| Opium or Cocaine and Their Derivatives (Morphine, Heroin, Codeine) | Male | 0 | 0 | 0 | 0 | 0 | 0 | 0 |
| | Female | 0 | 0 | 0 | 0 | 0 | 0 | 0 |
| Marijuana | Male | 0 | 0 | 0 | 0 | 0 | 0 | 0 |
| | Female | 0 | 0 | 0 | 0 | 0 | 0 | 0 |
| Synthetic Narcotics - Manufactured Narcotics Which Can Cause True Drug Addiction Demerol, Methadones) | Male | 0 | 0 | 0 | 0 | 0 | 0 | 0 |
| | Female | 0 | 0 | 0 | 0 | 0 | 0 | 0 |
| Other - Dangerous Nonnarcotic Drugs (Barbiturates, Benzedrine) | Male | 0 | 0 | 0 | 0 | 0 | 0 | 0 |
| | Female | 0 | 0 | 0 | 0 | 0 | 0 | 0 |
| Possession: | | | | | | | | 0 |
| Opium or Cocaine and Their Derivatives (Morphine, Heroin, Codeine) | Male | 0 | 0 | 0 | 0 | 0 | 0 | 0 |
| | Female | 0 | 0 | 0 | 0 | 0 | 0 | 0 |
| Marijuana | Male | 0 | 0 | 0 | 0 | 0 | 2 | 2 |
| | Female | 0 | 0 | 0 | 0 | 0 | 1 | 1 |
| Synthetic Narcotics - Manufactured Narcotics Which Can Cause True Drug Addiction (Demerol, Methadones) | Male | 0 | 0 | 0 | 0 | 0 | 0 | 0 |
| | Female | 0 | 0 | 0 | 0 | 0 | 0 | 0 |
| Other - Dangerous Nonnarcotic Drugs (Barbiturates, Benzedrine) | Male | 0 | 0 | 0 | 0 | 0 | 0 | 0 |
| | Female | 0 | 0 | 0 | 0 | 0 | 0 | 0 |
| Total Drug Abuse Violations: Male | | 0 | 0 | 0 | 0 | 0 | 2 | 2 |
| Female | | 0 | 0 | 0 | 0 | 0 | 1 | 1 |

Gambling:

| | | Under10 | 10-12 | 13-14 | 15 | 16 | 17 | Total |
|--|--------|----------------|--------------|--------------|-----------|-----------|-----------|--------------|
| Bookmaking (Horse and Sport Book) | Male | 0 | 0 | 0 | 0 | 0 | 0 | 0 |
| | Female | 0 | 0 | 0 | 0 | 0 | 0 | 0 |
| Numbers and Lottery | Male | 0 | 0 | 0 | 0 | 0 | 0 | 0 |
| | Female | 0 | 0 | 0 | 0 | 0 | 0 | 0 |
| All Other Gambling | Male | 0 | 0 | 0 | 0 | 0 | 0 | 0 |
| | Female | 0 | 0 | 0 | 0 | 0 | 0 | 0 |
| Total Gambling Violations: Male | | 0 | 0 | 0 | 0 | 0 | 0 | 0 |
| Female | | 0 | 0 | 0 | 0 | 0 | 0 | 0 |

Miscellaneous:

| | | Under10 | 10-12 | 13-14 | 15 | 16 | 17 | Total |
|---|--------|----------------|--------------|--------------|-----------|-----------|-----------|--------------|
| Offenses Against the Family and Children | Male | 0 | 0 | 0 | 2 | 0 | 0 | 2 |
| | Female | 0 | 0 | 0 | 0 | 0 | 0 | 0 |
| Driving Under the Influence | Male | 0 | 0 | 0 | 0 | 0 | 0 | 0 |
| | Female | 0 | 0 | 0 | 0 | 0 | 0 | 0 |
| Liquor Laws | Male | 0 | 0 | 0 | 0 | 0 | 0 | 0 |
| | Female | 0 | 0 | 0 | 0 | 0 | 0 | 0 |
| Drunkenness | Male | 0 | 0 | 0 | 0 | 0 | 0 | 0 |
| | Female | 0 | 0 | 0 | 0 | 0 | 0 | 0 |
| Disorderly Conduct | Male | 0 | 0 | 0 | 0 | 0 | 0 | 0 |
| | Female | 0 | 0 | 0 | 0 | 0 | 0 | 0 |
| Vagrancy | Male | 0 | 0 | 0 | 0 | 0 | 0 | 0 |
| | Female | 0 | 0 | 0 | 0 | 0 | 0 | 0 |
| All Other Offenses (Except Traffic) | Male | 0 | 0 | 0 | 1 | 1 | 1 | 3 |
| | Female | 0 | 1 | 0 | 0 | 0 | 0 | 1 |
| Suspicion | Male | 0 | 0 | 0 | 0 | 0 | 0 | 0 |
| | Female | 0 | 0 | 0 | 0 | 0 | 0 | 0 |
| Total Miscellaneous Violations: Male | | 0 | 0 | 0 | 3 | 1 | 1 | 5 |
| Female | | 0 | 1 | 0 | 0 | 0 | 0 | 1 |

Human Trafficking:

| | | Under10 | 10-12 | 13-14 | 15 | 16 | 17 | Total |
|---|--------|----------------|--------------|--------------|-----------|-----------|-----------|--------------|
| Human Trafficking/ Commercial Sex Acts | Male | 0 | 0 | 0 | 0 | 0 | 0 | 0 |
| | Female | 0 | 0 | 0 | 0 | 0 | 0 | 0 |
| Human Trafficking/ Involuntary Servitude | Male | 0 | 0 | 0 | 0 | 0 | 0 | 0 |
| | Female | 0 | 0 | 0 | 0 | 0 | 0 | 0 |
| Total Human Trafficking Violations: Male | | 0 | 0 | 0 | 0 | 0 | 0 | 0 |
| Female | | 0 | 0 | 0 | 0 | 0 | 0 | 0 |

2016 Lander County Arrests - Juvenile
Under 18 Years of Age

| Index Crime: | | Under10 | 10-12 | 13-14 | 15 | 16 | 17 | Total |
|--|--------|----------|----------|----------|----------|----------|----------|----------|
| Murder and Nonnegligent Manslaughter | Male | 0 | 0 | 0 | 0 | 0 | 0 | 0 |
| | Female | 0 | 0 | 0 | 0 | 0 | 0 | 0 |
| Manslaughter by Negligence | Male | 0 | 0 | 0 | 0 | 0 | 0 | 0 |
| | Female | 0 | 0 | 0 | 0 | 0 | 0 | 0 |
| Rape | Male | 0 | 0 | 0 | 0 | 0 | 0 | 0 |
| | Female | 0 | 0 | 0 | 0 | 0 | 0 | 0 |
| Robbery | Male | 0 | 0 | 0 | 0 | 0 | 0 | 0 |
| | Female | 0 | 0 | 0 | 0 | 0 | 0 | 0 |
| Aggravated Assault (Return A - 4a-d) | Male | 0 | 0 | 0 | 0 | 0 | 0 | 0 |
| | Female | 0 | 0 | 0 | 0 | 0 | 0 | 0 |
| Burglary - Breaking or Entering | Male | 0 | 0 | 0 | 0 | 0 | 0 | 0 |
| | Female | 0 | 0 | 0 | 0 | 0 | 0 | 0 |
| Larceny - Theft (Except Motor Vehicle Theft) | Male | 0 | 0 | 0 | 1 | 0 | 0 | 1 |
| | Female | 0 | 0 | 0 | 0 | 0 | 0 | 0 |
| Motor Vehicle Theft | Male | 0 | 0 | 0 | 0 | 0 | 0 | 0 |
| | Female | 0 | 0 | 0 | 0 | 0 | 0 | 0 |
| Arson | Male | 0 | 0 | 0 | 0 | 0 | 0 | 0 |
| | Female | 0 | 0 | 0 | 0 | 0 | 0 | 0 |
| Total Index Crimes Violations: Male | | 0 | 0 | 0 | 1 | 0 | 0 | 1 |
| Female | | 0 | 0 | 0 | 0 | 0 | 0 | 0 |

| Other Offenses: | | Under10 | 10-12 | 13-14 | 15 | 16 | 17 | Total |
|--|--------|----------|----------|----------|----------|----------|----------|----------|
| Other Assaults (Return A - 4e) | Male | 0 | 0 | 0 | 0 | 0 | 0 | 0 |
| | Female | 0 | 0 | 0 | 0 | 0 | 0 | 0 |
| Forgery and Counterfeiting | Male | 0 | 0 | 0 | 0 | 0 | 0 | 0 |
| | Female | 0 | 0 | 0 | 0 | 0 | 0 | 0 |
| Fraud | Male | 0 | 0 | 0 | 0 | 0 | 0 | 0 |
| | Female | 0 | 0 | 0 | 0 | 0 | 0 | 0 |
| Embezzlement | Male | 0 | 0 | 0 | 0 | 0 | 0 | 0 |
| | Female | 0 | 0 | 0 | 0 | 0 | 0 | 0 |
| Stolen Property; Buying, Receiving, Possessing | Male | 0 | 0 | 0 | 0 | 0 | 0 | 0 |
| | Female | 0 | 0 | 0 | 0 | 0 | 0 | 0 |
| Vandalism | Male | 0 | 0 | 0 | 0 | 0 | 0 | 0 |
| | Female | 0 | 0 | 0 | 0 | 0 | 0 | 0 |
| Weapons; Carrying, Possessing, etc. | Male | 0 | 0 | 0 | 0 | 0 | 0 | 0 |
| | Female | 0 | 0 | 0 | 0 | 0 | 0 | 0 |
| Total Other Offense Violations: Male | | 0 | 0 | 0 | 0 | 0 | 0 | 0 |
| Female | | 0 | 0 | 0 | 0 | 0 | 0 | 0 |

| Prostitution and Commercialized Vice: | | Under10 | 10-12 | 13-14 | 15 | 16 | 17 | Total |
|--|--------|----------|----------|----------|----------|----------|----------|----------|
| Prostitution | Male | 0 | 0 | 0 | 0 | 0 | 0 | 0 |
| | Female | 0 | 0 | 0 | 0 | 0 | 0 | 0 |
| Assisting or Promoting Prostitution | Male | 0 | 0 | 0 | 0 | 0 | 0 | 0 |
| | Female | 0 | 0 | 0 | 0 | 0 | 0 | 0 |
| Purchasing Prostitution | Male | 0 | 0 | 0 | 0 | 0 | 0 | 0 |
| | Female | 0 | 0 | 0 | 0 | 0 | 0 | 0 |
| Sex Offenses (Except Forcible Rape and Prostitution) | Male | 0 | 0 | 0 | 0 | 0 | 0 | 0 |
| | Female | 0 | 0 | 0 | 0 | 0 | 0 | 0 |
| Total Prostitution & Commercialized Vice Violations: Male | | 0 | 0 | 0 | 0 | 0 | 0 | 0 |
| Female | | 0 | 0 | 0 | 0 | 0 | 0 | 0 |

2016 Lander County Arrests - Juvenile
Under 18 Years of Age

Drug Abuse Violations:

| Sale/Manufacturing: | | Under10 | 10-12 | 13-14 | 15 | 16 | 17 | Total |
|--|--------|----------------|--------------|--------------|-----------|-----------|-----------|--------------|
| Opium or Cocaine and Their Derivatives (Morphine, Heroin, Codeine) | Male | 0 | 0 | 0 | 0 | 0 | 0 | 0 |
| | Female | 0 | 0 | 0 | 0 | 0 | 0 | 0 |
| Marijuana | Male | 0 | 0 | 0 | 0 | 0 | 0 | 0 |
| | Female | 0 | 0 | 0 | 0 | 0 | 0 | 0 |
| Synthetic Narcotics - Manufactured Narcotics Which Can Cause True Drug Addiction Demerol, Methadones) | Male | 0 | 0 | 0 | 0 | 0 | 0 | 0 |
| | Female | 0 | 0 | 0 | 0 | 0 | 0 | 0 |
| Other - Dangerous Nonnarcotic Drugs (Barbiturates, Benzedrine) | Male | 0 | 0 | 0 | 0 | 0 | 0 | 0 |
| | Female | 0 | 0 | 0 | 0 | 0 | 0 | 0 |
| Possession: | | | | | | | | 0 |
| Opium or Cocaine and Their Derivatives (Morphine, Heroin, Codeine) | Male | 0 | 0 | 0 | 0 | 0 | 0 | 0 |
| | Female | 0 | 0 | 0 | 0 | 0 | 0 | 0 |
| Marijuana | Male | 0 | 0 | 0 | 0 | 0 | 0 | 0 |
| | Female | 0 | 0 | 0 | 0 | 0 | 0 | 0 |
| Synthetic Narcotics - Manufactured Narcotics Which Can Cause True Drug Addiction (Demerol, Methadones) | Male | 0 | 0 | 0 | 0 | 0 | 0 | 0 |
| | Female | 0 | 0 | 0 | 0 | 0 | 0 | 0 |
| Other - Dangerous Nonnarcotic Drugs (Barbiturates, Benzedrine) | Male | 0 | 0 | 0 | 0 | 0 | 0 | 0 |
| | Female | 0 | 0 | 0 | 0 | 0 | 0 | 0 |
| Total Drug Abuse Violations: | | Male | 0 | 0 | 0 | 0 | 0 | 0 |
| | | Female | 0 | 0 | 0 | 0 | 0 | 0 |

Gambling:

| | | Under10 | 10-12 | 13-14 | 15 | 16 | 17 | Total |
|-----------------------------------|--------|----------------|--------------|--------------|-----------|-----------|-----------|--------------|
| Bookmaking (Horse and Sport Book) | Male | 0 | 0 | 0 | 0 | 0 | 0 | 0 |
| | Female | 0 | 0 | 0 | 0 | 0 | 0 | 0 |
| Numbers and Lottery | Male | 0 | 0 | 0 | 0 | 0 | 0 | 0 |
| | Female | 0 | 0 | 0 | 0 | 0 | 0 | 0 |
| All Other Gambling | Male | 0 | 0 | 0 | 0 | 0 | 0 | 0 |
| | Female | 0 | 0 | 0 | 0 | 0 | 0 | 0 |
| Total Gambling Violations: | | Male | 0 | 0 | 0 | 0 | 0 | 0 |
| | | Female | 0 | 0 | 0 | 0 | 0 | 0 |

Miscellaneous:

| | | Under10 | 10-12 | 13-14 | 15 | 16 | 17 | Total |
|--|--------|----------------|--------------|--------------|-----------|-----------|-----------|--------------|
| Offenses Against the Family and Children | Male | 0 | 0 | 0 | 0 | 0 | 0 | 0 |
| | Female | 0 | 0 | 0 | 0 | 0 | 1 | 1 |
| Driving Under the Influence | Male | 0 | 0 | 0 | 0 | 0 | 0 | 0 |
| | Female | 0 | 0 | 0 | 0 | 1 | 0 | 1 |
| Liquor Laws | Male | 0 | 0 | 1 | 2 | 2 | 0 | 5 |
| | Female | 0 | 0 | 0 | 1 | 5 | 2 | 8 |
| Drunkenness | Male | 0 | 0 | 0 | 0 | 0 | 0 | 0 |
| | Female | 0 | 0 | 0 | 0 | 0 | 0 | 0 |
| Disorderly Conduct | Male | 0 | 0 | 0 | 0 | 0 | 0 | 0 |
| | Female | 0 | 0 | 0 | 0 | 0 | 0 | 0 |
| Vagrancy | Male | 0 | 0 | 0 | 0 | 0 | 0 | 0 |
| | Female | 0 | 0 | 0 | 0 | 0 | 0 | 0 |
| All Other Offenses (Except Traffic) | Male | 0 | 0 | 0 | 0 | 0 | 0 | 0 |
| | Female | 0 | 0 | 0 | 1 | 0 | 0 | 1 |
| Suspicion | Male | 0 | 0 | 0 | 0 | 0 | 0 | 0 |
| | Female | 0 | 0 | 0 | 0 | 0 | 0 | 0 |
| Total Miscellaneous Violations: | | Male | 0 | 0 | 1 | 2 | 0 | 5 |
| | | Female | 0 | 0 | 0 | 6 | 3 | 11 |

Human Trafficking:

| | | Under10 | 10-12 | 13-14 | 15 | 16 | 17 | Total |
|--|--------|----------------|--------------|--------------|-----------|-----------|-----------|--------------|
| Human Trafficking/ Commercial Sex Acts | Male | 0 | 0 | 0 | 0 | 0 | 0 | 0 |
| | Female | 0 | 0 | 0 | 0 | 0 | 0 | 0 |
| Human Trafficking/ Involuntary Servitude | Male | 0 | 0 | 0 | 0 | 0 | 0 | 0 |
| | Female | 0 | 0 | 0 | 0 | 0 | 0 | 0 |
| Total Human Trafficking Violations: | | Male | 0 | 0 | 0 | 0 | 0 | 0 |
| | | Female | 0 | 0 | 0 | 0 | 0 | 0 |

2016 Lincoln County Arrests - Juvenile
Under 18 Years of Age

| Index Crime: | | Under10 | 10-12 | 13-14 | 15 | 16 | 17 | Total |
|--|--------|---------|-------|-------|----|----|----|-------|
| Murder and Nonnegligent Manslaughter | Male | 0 | 0 | 0 | 0 | 0 | 0 | 0 |
| | Female | 0 | 0 | 0 | 0 | 0 | 0 | 0 |
| Manslaughter by Negligence | Male | 0 | 0 | 0 | 0 | 0 | 0 | 0 |
| | Female | 0 | 0 | 0 | 0 | 0 | 0 | 0 |
| Rape | Male | 0 | 0 | 0 | 0 | 0 | 0 | 0 |
| | Female | 0 | 0 | 0 | 0 | 0 | 0 | 0 |
| Robbery | Male | 0 | 0 | 0 | 0 | 0 | 2 | 2 |
| | Female | 0 | 0 | 0 | 0 | 0 | 1 | 1 |
| Aggravated Assault (Return A - 4a-d) | Male | 0 | 0 | 0 | 0 | 0 | 0 | 0 |
| | Female | 0 | 0 | 0 | 0 | 0 | 0 | 0 |
| Burglary - Breaking or Entering | Male | 0 | 0 | 0 | 0 | 0 | 0 | 0 |
| | Female | 0 | 0 | 0 | 0 | 0 | 0 | 0 |
| Larceny - Theft (Except Motor Vehicle Theft) | Male | 0 | 0 | 0 | 0 | 0 | 0 | 0 |
| | Female | 0 | 0 | 0 | 0 | 0 | 0 | 0 |
| Motor Vehicle Theft | Male | 0 | 0 | 0 | 0 | 0 | 0 | 0 |
| | Female | 0 | 0 | 0 | 0 | 0 | 0 | 0 |
| Arson | Male | 0 | 0 | 0 | 0 | 0 | 0 | 0 |
| | Female | 0 | 0 | 0 | 0 | 0 | 0 | 0 |
| Total Index Crimes Violations: Male | | 0 | 0 | 0 | 0 | 0 | 2 | 2 |
| Female | | 0 | 0 | 0 | 0 | 0 | 1 | 1 |

| Other Offenses: | | Under10 | 10-12 | 13-14 | 15 | 16 | 17 | Total |
|--|--------|---------|-------|-------|----|----|----|-------|
| Other Assaults (Return A - 4e) | Male | 0 | 0 | 0 | 0 | 0 | 0 | 0 |
| | Female | 0 | 0 | 0 | 0 | 0 | 0 | 0 |
| Forgery and Counterfeiting | Male | 0 | 0 | 0 | 0 | 0 | 0 | 0 |
| | Female | 0 | 0 | 0 | 0 | 0 | 0 | 0 |
| Fraud | Male | 0 | 0 | 0 | 0 | 0 | 0 | 0 |
| | Female | 0 | 0 | 0 | 0 | 0 | 0 | 0 |
| Embezzlement | Male | 0 | 0 | 0 | 0 | 0 | 0 | 0 |
| | Female | 0 | 0 | 0 | 0 | 0 | 0 | 0 |
| Stolen Property; Buying, Receiving, Possessing | Male | 0 | 0 | 0 | 0 | 0 | 0 | 0 |
| | Female | 0 | 0 | 0 | 0 | 0 | 0 | 0 |
| Vandalism | Male | 0 | 0 | 0 | 0 | 0 | 0 | 0 |
| | Female | 0 | 0 | 0 | 0 | 0 | 0 | 0 |
| Weapons; Carrying, Possessing, etc. | Male | 0 | 0 | 0 | 0 | 0 | 0 | 0 |
| | Female | 0 | 0 | 0 | 0 | 0 | 0 | 0 |
| Total Other Offense Violations: Male | | 0 | 0 | 0 | 0 | 0 | 0 | 0 |
| Female | | 0 | 0 | 0 | 0 | 0 | 0 | 0 |

| Prostitution and Commercialized Vice: | | Under10 | 10-12 | 13-14 | 15 | 16 | 17 | Total |
|---|--------|---------|-------|-------|----|----|----|-------|
| Prostitution | Male | 0 | 0 | 0 | 0 | 0 | 0 | 0 |
| | Female | 0 | 0 | 0 | 0 | 0 | 0 | 0 |
| Assisting or Promoting Prostitution | Male | 0 | 0 | 0 | 0 | 0 | 0 | 0 |
| | Female | 0 | 0 | 0 | 0 | 0 | 0 | 0 |
| Purchasing Prostitution | Male | 0 | 0 | 0 | 0 | 0 | 0 | 0 |
| | Female | 0 | 0 | 0 | 0 | 0 | 0 | 0 |
| Sex Offenses (Except Forcible Rape and Prostitution) | Male | 0 | 0 | 0 | 0 | 0 | 0 | 0 |
| | Female | 0 | 0 | 0 | 0 | 0 | 0 | 0 |
| Total Prostitution & Commercialized Vice Violations: Male | | 0 | 0 | 0 | 0 | 0 | 0 | 0 |
| Female | | 0 | 0 | 0 | 0 | 0 | 0 | 0 |

2016 Lincoln County Arrests - Juvenile
Under 18 Years of Age

Drug Abuse Violations:

| Sale/Manufacturing: | | Under10 | 10-12 | 13-14 | 15 | 16 | 17 | Total |
|--|--------|----------------|--------------|--------------|-----------|-----------|-----------|--------------|
| Opium or Cocaine and Their Derivatives (Morphine, Heroin, Codeine) | Male | 0 | 0 | 0 | 0 | 0 | 0 | 0 |
| | Female | 0 | 0 | 0 | 0 | 0 | 0 | 0 |
| Marijuana | Male | 0 | 0 | 0 | 0 | 0 | 0 | 0 |
| | Female | 0 | 0 | 0 | 0 | 0 | 0 | 0 |
| Synthetic Narcotics - Manufactured Narcotics Which Can Cause True Drug Addiction Demerol, Methadones) | Male | 0 | 0 | 0 | 0 | 0 | 0 | 0 |
| | Female | 0 | 0 | 0 | 0 | 0 | 0 | 0 |
| Other - Dangerous Nonnarcotic Drugs (Barbiturates, Benzedrine) | Male | 0 | 0 | 0 | 0 | 0 | 0 | 0 |
| | Female | 0 | 0 | 0 | 0 | 0 | 0 | 0 |
| Possession: | | | | | | | | 0 |
| Opium or Cocaine and Their Derivatives (Morphine, Heroin, Codeine) | Male | 0 | 0 | 0 | 0 | 0 | 0 | 0 |
| | Female | 0 | 0 | 0 | 0 | 0 | 0 | 0 |
| Marijuana | Male | 0 | 0 | 0 | 0 | 0 | 0 | 0 |
| | Female | 0 | 0 | 0 | 0 | 0 | 0 | 0 |
| Synthetic Narcotics - Manufactured Narcotics Which Can Cause True Drug Addiction (Demerol, Methadones) | Male | 0 | 0 | 0 | 0 | 0 | 0 | 0 |
| | Female | 0 | 0 | 0 | 0 | 0 | 0 | 0 |
| Other - Dangerous Nonnarcotic Drugs (Barbiturates, Benzedrine) | Male | 0 | 0 | 0 | 0 | 0 | 0 | 0 |
| | Female | 0 | 0 | 0 | 0 | 0 | 0 | 0 |
| Total Drug Abuse Violations: | | Male | 0 | 0 | 0 | 0 | 0 | 0 |
| | | Female | 0 | 0 | 0 | 0 | 0 | 0 |

Gambling:

| | | Under10 | 10-12 | 13-14 | 15 | 16 | 17 | Total |
|-----------------------------------|--------|----------------|--------------|--------------|-----------|-----------|-----------|--------------|
| Bookmaking (Horse and Sport Book) | Male | 0 | 0 | 0 | 0 | 0 | 0 | 0 |
| | Female | 0 | 0 | 0 | 0 | 0 | 0 | 0 |
| Numbers and Lottery | Male | 0 | 0 | 0 | 0 | 0 | 0 | 0 |
| | Female | 0 | 0 | 0 | 0 | 0 | 0 | 0 |
| All Other Gambling | Male | 0 | 0 | 0 | 0 | 0 | 0 | 0 |
| | Female | 0 | 0 | 0 | 0 | 0 | 0 | 0 |
| Total Gambling Violations: | | Male | 0 | 0 | 0 | 0 | 0 | 0 |
| | | Female | 0 | 0 | 0 | 0 | 0 | 0 |

Miscellaneous:

| | | Under10 | 10-12 | 13-14 | 15 | 16 | 17 | Total |
|--|--------|----------------|--------------|--------------|-----------|-----------|-----------|--------------|
| Offenses Against the Family and Children | Male | 0 | 0 | 0 | 0 | 0 | 0 | 0 |
| | Female | 0 | 0 | 0 | 0 | 0 | 0 | 0 |
| Driving Under the Influence | Male | 0 | 0 | 0 | 0 | 0 | 0 | 0 |
| | Female | 0 | 0 | 0 | 0 | 0 | 0 | 0 |
| Liquor Laws | Male | 0 | 0 | 0 | 0 | 0 | 0 | 0 |
| | Female | 0 | 0 | 0 | 0 | 0 | 0 | 0 |
| Drunkenness | Male | 0 | 0 | 0 | 0 | 0 | 0 | 0 |
| | Female | 0 | 0 | 0 | 0 | 0 | 0 | 0 |
| Disorderly Conduct | Male | 0 | 0 | 0 | 0 | 0 | 0 | 0 |
| | Female | 0 | 0 | 0 | 0 | 0 | 0 | 0 |
| Vagrancy | Male | 0 | 0 | 0 | 0 | 0 | 0 | 0 |
| | Female | 0 | 0 | 0 | 0 | 0 | 0 | 0 |
| All Other Offenses (Except Traffic) | Male | 0 | 0 | 0 | 0 | 0 | 0 | 0 |
| | Female | 0 | 0 | 0 | 0 | 0 | 0 | 0 |
| Suspicion | Male | 0 | 0 | 0 | 0 | 0 | 0 | 0 |
| | Female | 0 | 0 | 0 | 0 | 0 | 0 | 0 |
| Total Miscellaneous Violations: | | Male | 0 | 0 | 0 | 0 | 0 | 0 |
| | | Female | 0 | 0 | 0 | 0 | 0 | 0 |

Human Trafficking:

| | | Under10 | 10-12 | 13-14 | 15 | 16 | 17 | Total |
|--|--------|----------------|--------------|--------------|-----------|-----------|-----------|--------------|
| Human Trafficking/ Commercial Sex Acts | Male | 0 | 0 | 0 | 0 | 0 | 0 | 0 |
| | Female | 0 | 0 | 0 | 0 | 0 | 0 | 0 |
| Human Trafficking/ Involuntary Servitude | Male | 0 | 0 | 0 | 0 | 0 | 0 | 0 |
| | Female | 0 | 0 | 0 | 0 | 0 | 0 | 0 |
| Total Human Trafficking Violations: | | Male | 0 | 0 | 0 | 0 | 0 | 0 |
| | | Female | 0 | 0 | 0 | 0 | 0 | 0 |

2016 Lyon County Arrests - Juvenile
Under 18 Years of Age

| Index Crime: | | Under10 | 10-12 | 13-14 | 15 | 16 | 17 | Total |
|--|--------|----------|----------|----------|----------|----------|----------|-----------|
| Murder and Nonnegligent Manslaughter | Male | 0 | 0 | 0 | 0 | 0 | 0 | 0 |
| | Female | 0 | 0 | 0 | 0 | 0 | 0 | 0 |
| Manslaughter by Negligence | Male | 0 | 0 | 0 | 0 | 0 | 0 | 0 |
| | Female | 0 | 0 | 0 | 0 | 0 | 0 | 0 |
| Rape | Male | 0 | 0 | 0 | 0 | 0 | 0 | 0 |
| | Female | 0 | 0 | 0 | 0 | 0 | 0 | 0 |
| Robbery | Male | 0 | 0 | 0 | 0 | 0 | 0 | 0 |
| | Female | 0 | 0 | 0 | 0 | 0 | 0 | 0 |
| Aggravated Assault (Return A - 4a-d) | Male | 0 | 0 | 1 | 2 | 1 | 1 | 5 |
| | Female | 0 | 0 | 0 | 0 | 0 | 0 | 0 |
| Burglary - Breaking or Entering | Male | 0 | 0 | 0 | 0 | 0 | 0 | 0 |
| | Female | 0 | 0 | 0 | 0 | 0 | 0 | 0 |
| Larceny - Theft (Except Motor Vehicle Theft) | Male | 0 | 0 | 1 | 1 | 1 | 2 | 5 |
| | Female | 0 | 0 | 3 | 0 | 0 | 1 | 4 |
| Motor Vehicle Theft | Male | 0 | 0 | 0 | 0 | 0 | 0 | 0 |
| | Female | 0 | 0 | 0 | 0 | 0 | 0 | 0 |
| Arson | Male | 0 | 0 | 0 | 0 | 0 | 0 | 0 |
| | Female | 0 | 0 | 0 | 0 | 0 | 0 | 0 |
| Total Index Crimes Violations: Male | | 0 | 0 | 2 | 3 | 2 | 3 | 10 |
| Female | | 0 | 0 | 3 | 0 | 0 | 1 | 4 |

| Other Offenses: | | Under10 | 10-12 | 13-14 | 15 | 16 | 17 | Total |
|--|--------|----------|----------|----------|----------|----------|----------|----------|
| Other Assaults (Return A - 4e) | Male | 0 | 0 | 1 | 1 | 0 | 1 | 3 |
| | Female | 0 | 2 | 3 | 0 | 2 | 0 | 7 |
| Forgery and Counterfeiting | Male | 0 | 0 | 0 | 0 | 0 | 0 | 0 |
| | Female | 0 | 0 | 0 | 0 | 0 | 0 | 0 |
| Fraud | Male | 0 | 0 | 0 | 0 | 0 | 0 | 0 |
| | Female | 0 | 0 | 0 | 0 | 0 | 0 | 0 |
| Embezzlement | Male | 0 | 0 | 0 | 0 | 0 | 0 | 0 |
| | Female | 0 | 0 | 0 | 0 | 0 | 0 | 0 |
| Stolen Property; Buying, Receiving, Possessing | Male | 0 | 0 | 0 | 0 | 0 | 0 | 0 |
| | Female | 0 | 0 | 0 | 0 | 0 | 0 | 0 |
| Vandalism | Male | 0 | 0 | 0 | 0 | 0 | 0 | 0 |
| | Female | 0 | 0 | 0 | 0 | 0 | 0 | 0 |
| Weapons; Carrying, Possessing, etc. | Male | 0 | 1 | 0 | 0 | 0 | 0 | 1 |
| | Female | 0 | 0 | 0 | 0 | 0 | 0 | 0 |
| Total Other Offense Violations: Male | | 0 | 1 | 1 | 1 | 0 | 1 | 4 |
| Female | | 0 | 2 | 3 | 0 | 2 | 0 | 7 |

| Prostitution and Commercialized Vice: | | Under10 | 10-12 | 13-14 | 15 | 16 | 17 | Total |
|--|--------|----------|----------|----------|----------|----------|----------|----------|
| Prostitution | Male | 0 | 0 | 0 | 0 | 0 | 0 | 0 |
| | Female | 0 | 0 | 0 | 0 | 0 | 0 | 0 |
| Assisting or Promoting Prostitution | Male | 0 | 0 | 0 | 0 | 0 | 0 | 0 |
| | Female | 0 | 0 | 0 | 0 | 0 | 0 | 0 |
| Purchasing Prostitution | Male | 0 | 0 | 0 | 0 | 0 | 0 | 0 |
| | Female | 0 | 0 | 0 | 0 | 0 | 0 | 0 |
| Sex Offenses (Except Forcible Rape and Prostitution) | Male | 0 | 0 | 0 | 1 | 0 | 0 | 1 |
| | Female | 0 | 0 | 0 | 0 | 0 | 0 | 0 |
| Total Prostitution & Commercialized Vice Violations: Male | | 0 | 0 | 0 | 1 | 0 | 0 | 1 |
| Female | | 0 | 0 | 0 | 0 | 0 | 0 | 0 |

2016 Lyon County Arrests - Juvenile
Under 18 Years of Age

Drug Abuse Violations:

| Sale/Manufacturing: | | Under10 | 10-12 | 13-14 | 15 | 16 | 17 | Total |
|--|--------|----------------|--------------|--------------|-----------|-----------|-----------|--------------|
| Opium or Cocaine and Their Derivatives (Morphine, Heroin, Codeine) | Male | 0 | 0 | 0 | 0 | 0 | 0 | 0 |
| | Female | 0 | 0 | 0 | 0 | 0 | 0 | 0 |
| Marijuana | Male | 0 | 0 | 0 | 0 | 0 | 0 | 0 |
| | Female | 0 | 0 | 0 | 0 | 0 | 0 | 0 |
| Synthetic Narcotics - Manufactured Narcotics Which Can Cause True Drug Addiction Demerol, Methadones) | Male | 0 | 0 | 0 | 0 | 0 | 0 | 0 |
| | Female | 0 | 0 | 0 | 0 | 0 | 0 | 0 |
| Other - Dangerous Nonnarcotic Drugs (Barbiturates, Benzedrine) | Male | 0 | 0 | 0 | 0 | 0 | 0 | 0 |
| | Female | 0 | 0 | 0 | 0 | 0 | 0 | 0 |
| Possession: | | | | | | | | 0 |
| Opium or Cocaine and Their Derivatives (Morphine, Heroin, Codeine) | Male | 0 | 0 | 0 | 0 | 0 | 0 | 0 |
| | Female | 0 | 0 | 0 | 0 | 0 | 0 | 0 |
| Marijuana | Male | 0 | 0 | 4 | 0 | 1 | 2 | 7 |
| | Female | 0 | 0 | 2 | 0 | 1 | 0 | 3 |
| Synthetic Narcotics - Manufactured Narcotics Which Can Cause True Drug Addiction (Demerol, Methadones) | Male | 0 | 0 | 0 | 0 | 0 | 0 | 0 |
| | Female | 0 | 0 | 0 | 0 | 0 | 0 | 0 |
| Other - Dangerous Nonnarcotic Drugs (Barbiturates, Benzedrine) | Male | 0 | 0 | 0 | 1 | 0 | 0 | 1 |
| | Female | 0 | 0 | 0 | 0 | 0 | 0 | 0 |
| Total Drug Abuse Violations: | | Male | 0 | 0 | 4 | 1 | 2 | 8 |
| | | Female | 0 | 0 | 2 | 0 | 1 | 3 |

Gambling:

| | | Under10 | 10-12 | 13-14 | 15 | 16 | 17 | Total |
|-----------------------------------|--------|----------------|--------------|--------------|-----------|-----------|-----------|--------------|
| Bookmaking (Horse and Sport Book) | Male | 0 | 0 | 0 | 0 | 0 | 0 | 0 |
| | Female | 0 | 0 | 0 | 0 | 0 | 0 | 0 |
| Numbers and Lottery | Male | 0 | 0 | 0 | 0 | 0 | 0 | 0 |
| | Female | 0 | 0 | 0 | 0 | 0 | 0 | 0 |
| All Other Gambling | Male | 0 | 0 | 0 | 0 | 0 | 0 | 0 |
| | Female | 0 | 0 | 0 | 0 | 0 | 0 | 0 |
| Total Gambling Violations: | | Male | 0 | 0 | 0 | 0 | 0 | 0 |
| | | Female | 0 | 0 | 0 | 0 | 0 | 0 |

Miscellaneous:

| | | Under10 | 10-12 | 13-14 | 15 | 16 | 17 | Total |
|--|--------|----------------|--------------|--------------|-----------|-----------|-----------|--------------|
| Offenses Against the Family and Children | Male | 0 | 0 | 0 | 0 | 0 | 1 | 1 |
| | Female | 0 | 0 | 0 | 0 | 0 | 0 | 0 |
| Driving Under the Influence | Male | 0 | 0 | 0 | 0 | 0 | 0 | 0 |
| | Female | 0 | 0 | 0 | 0 | 0 | 0 | 0 |
| Liquor Laws | Male | 0 | 0 | 2 | 1 | 4 | 4 | 11 |
| | Female | 0 | 0 | 1 | 1 | 2 | 4 | 8 |
| Drunkenness | Male | 0 | 0 | 0 | 0 | 0 | 0 | 0 |
| | Female | 0 | 0 | 0 | 0 | 0 | 0 | 0 |
| Disorderly Conduct | Male | 0 | 0 | 0 | 0 | 2 | 0 | 2 |
| | Female | 0 | 0 | 1 | 0 | 0 | 0 | 1 |
| Vagrancy | Male | 0 | 0 | 0 | 0 | 0 | 0 | 0 |
| | Female | 0 | 0 | 0 | 0 | 0 | 0 | 0 |
| All Other Offenses (Except Traffic) | Male | 0 | 0 | 1 | 3 | 0 | 2 | 6 |
| | Female | 0 | 0 | 0 | 0 | 0 | 0 | 0 |
| Suspicion | Male | 0 | 0 | 0 | 0 | 0 | 0 | 0 |
| | Female | 0 | 0 | 0 | 0 | 0 | 0 | 0 |
| Total Miscellaneous Violations: | | Male | 0 | 0 | 3 | 4 | 7 | 20 |
| | | Female | 0 | 0 | 2 | 1 | 4 | 9 |

Human Trafficking:

| | | Under10 | 10-12 | 13-14 | 15 | 16 | 17 | Total |
|--|--------|----------------|--------------|--------------|-----------|-----------|-----------|--------------|
| Human Trafficking/ Commercial Sex Acts | Male | 0 | 0 | 0 | 0 | 0 | 0 | 0 |
| | Female | 0 | 0 | 0 | 0 | 0 | 0 | 0 |
| Human Trafficking/ Involuntary Servitude | Male | 0 | 0 | 0 | 0 | 0 | 0 | 0 |
| | Female | 0 | 0 | 0 | 0 | 0 | 0 | 0 |
| Total Human Trafficking Violations: | | Male | 0 | 0 | 0 | 0 | 0 | 0 |
| | | Female | 0 | 0 | 0 | 0 | 0 | 0 |

2016 Lyon County SO Arrests - Juvenile
Under 18 Years of Age

| Index Crime: | | Under10 | 10-12 | 13-14 | 15 | 16 | 17 | Total |
|--|--------|----------|----------|----------|----------|----------|----------|-----------|
| Murder and Nonnegligent Manslaughter | Male | 0 | 0 | 0 | 0 | 0 | 0 | 0 |
| | Female | 0 | 0 | 0 | 0 | 0 | 0 | 0 |
| Manslaughter by Negligence | Male | 0 | 0 | 0 | 0 | 0 | 0 | 0 |
| | Female | 0 | 0 | 0 | 0 | 0 | 0 | 0 |
| Rape | Male | 0 | 0 | 0 | 0 | 0 | 0 | 0 |
| | Female | 0 | 0 | 0 | 0 | 0 | 0 | 0 |
| Robbery | Male | 0 | 0 | 0 | 0 | 0 | 0 | 0 |
| | Female | 0 | 0 | 0 | 0 | 0 | 0 | 0 |
| Aggravated Assault (Return A - 4a-d) | Male | 0 | 0 | 1 | 2 | 1 | 1 | 5 |
| | Female | 0 | 0 | 0 | 0 | 0 | 0 | 0 |
| Burglary - Breaking or Entering | Male | 0 | 0 | 0 | 0 | 0 | 0 | 0 |
| | Female | 0 | 0 | 0 | 0 | 0 | 0 | 0 |
| Larceny - Theft (Except Motor Vehicle Theft) | Male | 0 | 0 | 1 | 1 | 1 | 2 | 5 |
| | Female | 0 | 0 | 3 | 0 | 0 | 1 | 4 |
| Motor Vehicle Theft | Male | 0 | 0 | 0 | 0 | 0 | 0 | 0 |
| | Female | 0 | 0 | 0 | 0 | 0 | 0 | 0 |
| Arson | Male | 0 | 0 | 0 | 0 | 0 | 0 | 0 |
| | Female | 0 | 0 | 0 | 0 | 0 | 0 | 0 |
| Total Index Crimes Violations: Male | | 0 | 0 | 2 | 3 | 2 | 3 | 10 |
| Female | | 0 | 0 | 3 | 0 | 0 | 1 | 4 |

| Other Offenses: | | Under10 | 10-12 | 13-14 | 15 | 16 | 17 | Total |
|--|--------|----------|----------|----------|----------|----------|----------|----------|
| Other Assaults (Return A - 4e) | Male | 0 | 0 | 1 | 1 | 0 | 1 | 3 |
| | Female | 0 | 2 | 3 | 0 | 2 | 0 | 7 |
| Forgery and Counterfeiting | Male | 0 | 0 | 0 | 0 | 0 | 0 | 0 |
| | Female | 0 | 0 | 0 | 0 | 0 | 0 | 0 |
| Fraud | Male | 0 | 0 | 0 | 0 | 0 | 0 | 0 |
| | Female | 0 | 0 | 0 | 0 | 0 | 0 | 0 |
| Embezzlement | Male | 0 | 0 | 0 | 0 | 0 | 0 | 0 |
| | Female | 0 | 0 | 0 | 0 | 0 | 0 | 0 |
| Stolen Property; Buying, Receiving, Possessing | Male | 0 | 0 | 0 | 0 | 0 | 0 | 0 |
| | Female | 0 | 0 | 0 | 0 | 0 | 0 | 0 |
| Vandalism | Male | 0 | 0 | 0 | 0 | 0 | 0 | 0 |
| | Female | 0 | 0 | 0 | 0 | 0 | 0 | 0 |
| Weapons; Carrying, Possessing, etc. | Male | 0 | 1 | 0 | 0 | 0 | 0 | 1 |
| | Female | 0 | 0 | 0 | 0 | 0 | 0 | 0 |
| Total Other Offense Violations: Male | | 0 | 1 | 1 | 1 | 0 | 1 | 4 |
| Female | | 0 | 2 | 3 | 0 | 2 | 0 | 7 |

| Prostitution and Commercialized Vice: | | Under10 | 10-12 | 13-14 | 15 | 16 | 17 | Total |
|--|--------|----------|----------|----------|----------|----------|----------|----------|
| Prostitution | Male | 0 | 0 | 0 | 0 | 0 | 0 | 0 |
| | Female | 0 | 0 | 0 | 0 | 0 | 0 | 0 |
| Assisting or Promoting Prostitution | Male | 0 | 0 | 0 | 0 | 0 | 0 | 0 |
| | Female | 0 | 0 | 0 | 0 | 0 | 0 | 0 |
| Purchasing Prostitution | Male | 0 | 0 | 0 | 0 | 0 | 0 | 0 |
| | Female | 0 | 0 | 0 | 0 | 0 | 0 | 0 |
| Sex Offenses (Except Forcible Rape and Prostitution) | Male | 0 | 0 | 0 | 1 | 0 | 0 | 1 |
| | Female | 0 | 0 | 0 | 0 | 0 | 0 | 0 |
| Total Prostitution & Commercialized Vice Violations: Male | | 0 | 0 | 0 | 1 | 0 | 0 | 1 |
| Female | | 0 | 0 | 0 | 0 | 0 | 0 | 0 |

2016 Lyon County SO Arrests - Juvenile
Under 18 Years of Age

Drug Abuse Violations:

| Sale/Manufacturing: | | Under10 | 10-12 | 13-14 | 15 | 16 | 17 | Total |
|--|--------|----------------|--------------|--------------|-----------|-----------|-----------|--------------|
| Opium or Cocaine and Their Derivatives (Morphine, Heroin, Codeine) | Male | 0 | 0 | 0 | 0 | 0 | 0 | 0 |
| | Female | 0 | 0 | 0 | 0 | 0 | 0 | 0 |
| Marijuana | Male | 0 | 0 | 0 | 0 | 0 | 0 | 0 |
| | Female | 0 | 0 | 0 | 0 | 0 | 0 | 0 |
| Synthetic Narcotics - Manufactured Narcotics Which Can Cause True Drug Addiction Demerol, Methadones) | Male | 0 | 0 | 0 | 0 | 0 | 0 | 0 |
| | Female | 0 | 0 | 0 | 0 | 0 | 0 | 0 |
| Other - Dangerous Nonnarcotic Drugs (Barbiturates, Benzedrine) | Male | 0 | 0 | 0 | 0 | 0 | 0 | 0 |
| | Female | 0 | 0 | 0 | 0 | 0 | 0 | 0 |
| Possession: | | | | | | | | 0 |
| Opium or Cocaine and Their Derivatives (Morphine, Heroin, Codeine) | Male | 0 | 0 | 0 | 0 | 0 | 0 | 0 |
| | Female | 0 | 0 | 0 | 0 | 0 | 0 | 0 |
| Marijuana | Male | 0 | 0 | 4 | 0 | 1 | 2 | 7 |
| | Female | 0 | 0 | 2 | 0 | 1 | 0 | 3 |
| Synthetic Narcotics - Manufactured Narcotics Which Can Cause True Drug Addiction (Demerol, Methadones) | Male | 0 | 0 | 0 | 0 | 0 | 0 | 0 |
| | Female | 0 | 0 | 0 | 0 | 0 | 0 | 0 |
| Other - Dangerous Nonnarcotic Drugs (Barbiturates, Benzedrine) | Male | 0 | 0 | 0 | 1 | 0 | 0 | 1 |
| | Female | 0 | 0 | 0 | 0 | 0 | 0 | 0 |
| Total Drug Abuse Violations: Male | | 0 | 0 | 4 | 1 | 1 | 2 | 8 |
| Female | | 0 | 0 | 2 | 0 | 1 | 0 | 3 |

Gambling:

| | | Under10 | 10-12 | 13-14 | 15 | 16 | 17 | Total |
|--|--------|----------------|--------------|--------------|-----------|-----------|-----------|--------------|
| Bookmaking (Horse and Sport Book) | Male | 0 | 0 | 0 | 0 | 0 | 0 | 0 |
| | Female | 0 | 0 | 0 | 0 | 0 | 0 | 0 |
| Numbers and Lottery | Male | 0 | 0 | 0 | 0 | 0 | 0 | 0 |
| | Female | 0 | 0 | 0 | 0 | 0 | 0 | 0 |
| All Other Gambling | Male | 0 | 0 | 0 | 0 | 0 | 0 | 0 |
| | Female | 0 | 0 | 0 | 0 | 0 | 0 | 0 |
| Total Gambling Violations: Male | | 0 | 0 | 0 | 0 | 0 | 0 | 0 |
| Female | | 0 | 0 | 0 | 0 | 0 | 0 | 0 |

Miscellaneous:

| | | Under10 | 10-12 | 13-14 | 15 | 16 | 17 | Total |
|---|--------|----------------|--------------|--------------|-----------|-----------|-----------|--------------|
| Offenses Against the Family and Children | Male | 0 | 0 | 0 | 0 | 0 | 1 | 1 |
| | Female | 0 | 0 | 0 | 0 | 0 | 0 | 0 |
| Driving Under the Influence | Male | 0 | 0 | 0 | 0 | 0 | 0 | 0 |
| | Female | 0 | 0 | 0 | 0 | 0 | 0 | 0 |
| Liquor Laws | Male | 0 | 0 | 2 | 1 | 4 | 4 | 11 |
| | Female | 0 | 0 | 1 | 1 | 2 | 4 | 8 |
| Drunkenness | Male | 0 | 0 | 0 | 0 | 0 | 0 | 0 |
| | Female | 0 | 0 | 0 | 0 | 0 | 0 | 0 |
| Disorderly Conduct | Male | 0 | 0 | 0 | 0 | 2 | 0 | 2 |
| | Female | 0 | 0 | 1 | 0 | 0 | 0 | 1 |
| Vagrancy | Male | 0 | 0 | 0 | 0 | 0 | 0 | 0 |
| | Female | 0 | 0 | 0 | 0 | 0 | 0 | 0 |
| All Other Offenses (Except Traffic) | Male | 0 | 0 | 1 | 3 | 0 | 2 | 6 |
| | Female | 0 | 0 | 0 | 0 | 0 | 0 | 0 |
| Suspicion | Male | 0 | 0 | 0 | 0 | 0 | 0 | 0 |
| | Female | 0 | 0 | 0 | 0 | 0 | 0 | 0 |
| Total Miscellaneous Violations: Male | | 0 | 0 | 3 | 4 | 6 | 7 | 20 |
| Female | | 0 | 0 | 2 | 1 | 2 | 4 | 9 |

Human Trafficking:

| | | Under10 | 10-12 | 13-14 | 15 | 16 | 17 | Total |
|---|--------|----------------|--------------|--------------|-----------|-----------|-----------|--------------|
| Human Trafficking/ Commercial Sex Acts | Male | 0 | 0 | 0 | 0 | 0 | 0 | 0 |
| | Female | 0 | 0 | 0 | 0 | 0 | 0 | 0 |
| Human Trafficking/ Involuntary Servitude | Male | 0 | 0 | 0 | 0 | 0 | 0 | 0 |
| | Female | 0 | 0 | 0 | 0 | 0 | 0 | 0 |
| Total Human Trafficking Violations: Male | | 0 | 0 | 0 | 0 | 0 | 0 | 0 |
| Female | | 0 | 0 | 0 | 0 | 0 | 0 | 0 |

2016 Yerington PD Arrests - Juvenile
Under 18 Years of Age

| Index Crime: | | Under10 | 10-12 | 13-14 | 15 | 16 | 17 | Total |
|--|--------|---------|-------|-------|----|----|----|-------|
| Murder and Nonnegligent Manslaughter | Male | 0 | 0 | 0 | 0 | 0 | 0 | 0 |
| | Female | 0 | 0 | 0 | 0 | 0 | 0 | 0 |
| Manslaughter by Negligence | Male | 0 | 0 | 0 | 0 | 0 | 0 | 0 |
| | Female | 0 | 0 | 0 | 0 | 0 | 0 | 0 |
| Rape | Male | 0 | 0 | 0 | 0 | 0 | 0 | 0 |
| | Female | 0 | 0 | 0 | 0 | 0 | 0 | 0 |
| Robbery | Male | 0 | 0 | 0 | 0 | 0 | 0 | 0 |
| | Female | 0 | 0 | 0 | 0 | 0 | 0 | 0 |
| Aggravated Assault (Return A - 4a-d) | Male | 0 | 0 | 0 | 0 | 0 | 0 | 0 |
| | Female | 0 | 0 | 0 | 0 | 0 | 0 | 0 |
| Burglary - Breaking or Entering | Male | 0 | 0 | 0 | 0 | 0 | 0 | 0 |
| | Female | 0 | 0 | 0 | 0 | 0 | 0 | 0 |
| Larceny - Theft (Except Motor Vehicle Theft) | Male | 0 | 0 | 0 | 0 | 0 | 0 | 0 |
| | Female | 0 | 0 | 0 | 0 | 0 | 0 | 0 |
| Motor Vehicle Theft | Male | 0 | 0 | 0 | 0 | 0 | 0 | 0 |
| | Female | 0 | 0 | 0 | 0 | 0 | 0 | 0 |
| Arson | Male | 0 | 0 | 0 | 0 | 0 | 0 | 0 |
| | Female | 0 | 0 | 0 | 0 | 0 | 0 | 0 |
| Total Index Crimes Violations: Male | | 0 | 0 | 0 | 0 | 0 | 0 | 0 |
| Female | | 0 | 0 | 0 | 0 | 0 | 0 | 0 |

| Other Offenses: | | Under10 | 10-12 | 13-14 | 15 | 16 | 17 | Total |
|--|--------|---------|-------|-------|----|----|----|-------|
| Other Assaults (Return A - 4e) | Male | 0 | 0 | 0 | 0 | 0 | 0 | 0 |
| | Female | 0 | 0 | 0 | 0 | 0 | 0 | 0 |
| Forgery and Counterfeiting | Male | 0 | 0 | 0 | 0 | 0 | 0 | 0 |
| | Female | 0 | 0 | 0 | 0 | 0 | 0 | 0 |
| Fraud | Male | 0 | 0 | 0 | 0 | 0 | 0 | 0 |
| | Female | 0 | 0 | 0 | 0 | 0 | 0 | 0 |
| Embezzlement | Male | 0 | 0 | 0 | 0 | 0 | 0 | 0 |
| | Female | 0 | 0 | 0 | 0 | 0 | 0 | 0 |
| Stolen Property; Buying, Receiving, Possessing | Male | 0 | 0 | 0 | 0 | 0 | 0 | 0 |
| | Female | 0 | 0 | 0 | 0 | 0 | 0 | 0 |
| Vandalism | Male | 0 | 0 | 0 | 0 | 0 | 0 | 0 |
| | Female | 0 | 0 | 0 | 0 | 0 | 0 | 0 |
| Weapons; Carrying, Possessing, etc. | Male | 0 | 0 | 0 | 0 | 0 | 0 | 0 |
| | Female | 0 | 0 | 0 | 0 | 0 | 0 | 0 |
| Total Other Offense Violations: Male | | 0 | 0 | 0 | 0 | 0 | 0 | 0 |
| Female | | 0 | 0 | 0 | 0 | 0 | 0 | 0 |

| Prostitution and Commercialized Vice: | | Under10 | 10-12 | 13-14 | 15 | 16 | 17 | Total |
|---|--------|---------|-------|-------|----|----|----|-------|
| Prostitution | Male | 0 | 0 | 0 | 0 | 0 | 0 | 0 |
| | Female | 0 | 0 | 0 | 0 | 0 | 0 | 0 |
| Assisting or Promoting Prostitution | Male | 0 | 0 | 0 | 0 | 0 | 0 | 0 |
| | Female | 0 | 0 | 0 | 0 | 0 | 0 | 0 |
| Purchasing Prostitution | Male | 0 | 0 | 0 | 0 | 0 | 0 | 0 |
| | Female | 0 | 0 | 0 | 0 | 0 | 0 | 0 |
| Sex Offenses (Except Forcible Rape and Prostitution) | Male | 0 | 0 | 0 | 0 | 0 | 0 | 0 |
| | Female | 0 | 0 | 0 | 0 | 0 | 0 | 0 |
| Total Prostitution & Commercialized Vice Violations: Male | | 0 | 0 | 0 | 0 | 0 | 0 | 0 |
| Female | | 0 | 0 | 0 | 0 | 0 | 0 | 0 |

2016 Yerington PD Arrests - Juvenile
Under 18 Years of Age

Drug Abuse Violations:

| Sale/Manufacturing: | | Under10 | 10-12 | 13-14 | 15 | 16 | 17 | Total |
|--|--------|----------------|--------------|--------------|-----------|-----------|-----------|--------------|
| Opium or Cocaine and Their Derivatives (Morphine, Heroin, Codeine) | Male | 0 | 0 | 0 | 0 | 0 | 0 | 0 |
| | Female | 0 | 0 | 0 | 0 | 0 | 0 | 0 |
| Marijuana | Male | 0 | 0 | 0 | 0 | 0 | 0 | 0 |
| | Female | 0 | 0 | 0 | 0 | 0 | 0 | 0 |
| Synthetic Narcotics - Manufactured Narcotics Which Can Cause True Drug Addiction Demerol, Methadones) | Male | 0 | 0 | 0 | 0 | 0 | 0 | 0 |
| | Female | 0 | 0 | 0 | 0 | 0 | 0 | 0 |
| Other - Dangerous Nonnarcotic Drugs (Barbiturates, Benzedrine) | Male | 0 | 0 | 0 | 0 | 0 | 0 | 0 |
| | Female | 0 | 0 | 0 | 0 | 0 | 0 | 0 |
| Possession: | | | | | | | | 0 |
| Opium or Cocaine and Their Derivatives (Morphine, Heroin, Codeine) | Male | 0 | 0 | 0 | 0 | 0 | 0 | 0 |
| | Female | 0 | 0 | 0 | 0 | 0 | 0 | 0 |
| Marijuana | Male | 0 | 0 | 0 | 0 | 0 | 0 | 0 |
| | Female | 0 | 0 | 0 | 0 | 0 | 0 | 0 |
| Synthetic Narcotics - Manufactured Narcotics Which Can Cause True Drug Addiction (Demerol, Methadones) | Male | 0 | 0 | 0 | 0 | 0 | 0 | 0 |
| | Female | 0 | 0 | 0 | 0 | 0 | 0 | 0 |
| Other - Dangerous Nonnarcotic Drugs (Barbiturates, Benzedrine) | Male | 0 | 0 | 0 | 0 | 0 | 0 | 0 |
| | Female | 0 | 0 | 0 | 0 | 0 | 0 | 0 |
| Total Drug Abuse Violations: | | Male | 0 | 0 | 0 | 0 | 0 | 0 |
| | | Female | 0 | 0 | 0 | 0 | 0 | 0 |

Gambling:

| | | Under10 | 10-12 | 13-14 | 15 | 16 | 17 | Total |
|-----------------------------------|--------|----------------|--------------|--------------|-----------|-----------|-----------|--------------|
| Bookmaking (Horse and Sport Book) | Male | 0 | 0 | 0 | 0 | 0 | 0 | 0 |
| | Female | 0 | 0 | 0 | 0 | 0 | 0 | 0 |
| Numbers and Lottery | Male | 0 | 0 | 0 | 0 | 0 | 0 | 0 |
| | Female | 0 | 0 | 0 | 0 | 0 | 0 | 0 |
| All Other Gambling | Male | 0 | 0 | 0 | 0 | 0 | 0 | 0 |
| | Female | 0 | 0 | 0 | 0 | 0 | 0 | 0 |
| Total Gambling Violations: | | Male | 0 | 0 | 0 | 0 | 0 | 0 |
| | | Female | 0 | 0 | 0 | 0 | 0 | 0 |

Miscellaneous:

| | | Under10 | 10-12 | 13-14 | 15 | 16 | 17 | Total |
|--|--------|----------------|--------------|--------------|-----------|-----------|-----------|--------------|
| Offenses Against the Family and Children | Male | 0 | 0 | 0 | 0 | 0 | 0 | 0 |
| | Female | 0 | 0 | 0 | 0 | 0 | 0 | 0 |
| Driving Under the Influence | Male | 0 | 0 | 0 | 0 | 0 | 0 | 0 |
| | Female | 0 | 0 | 0 | 0 | 0 | 0 | 0 |
| Liquor Laws | Male | 0 | 0 | 0 | 0 | 0 | 0 | 0 |
| | Female | 0 | 0 | 0 | 0 | 0 | 0 | 0 |
| Drunkenness | Male | 0 | 0 | 0 | 0 | 0 | 0 | 0 |
| | Female | 0 | 0 | 0 | 0 | 0 | 0 | 0 |
| Disorderly Conduct | Male | 0 | 0 | 0 | 0 | 0 | 0 | 0 |
| | Female | 0 | 0 | 0 | 0 | 0 | 0 | 0 |
| Vagrancy | Male | 0 | 0 | 0 | 0 | 0 | 0 | 0 |
| | Female | 0 | 0 | 0 | 0 | 0 | 0 | 0 |
| All Other Offenses (Except Traffic) | Male | 0 | 0 | 0 | 0 | 0 | 0 | 0 |
| | Female | 0 | 0 | 0 | 0 | 0 | 0 | 0 |
| Suspicion | Male | 0 | 0 | 0 | 0 | 0 | 0 | 0 |
| | Female | 0 | 0 | 0 | 0 | 0 | 0 | 0 |
| Total Miscellaneous Violations: | | Male | 0 | 0 | 0 | 0 | 0 | 0 |
| | | Female | 0 | 0 | 0 | 0 | 0 | 0 |

Human Trafficking:

| | | Under10 | 10-12 | 13-14 | 15 | 16 | 17 | Total |
|--|--------|----------------|--------------|--------------|-----------|-----------|-----------|--------------|
| Human Trafficking/ Commercial Sex Acts | Male | 0 | 0 | 0 | 0 | 0 | 0 | 0 |
| | Female | 0 | 0 | 0 | 0 | 0 | 0 | 0 |
| Human Trafficking/ Involuntary Servitude | Male | 0 | 0 | 0 | 0 | 0 | 0 | 0 |
| | Female | 0 | 0 | 0 | 0 | 0 | 0 | 0 |
| Total Human Trafficking Violations: | | Male | 0 | 0 | 0 | 0 | 0 | 0 |
| | | Female | 0 | 0 | 0 | 0 | 0 | 0 |

2016 Mineral County Arrests - Juvenile
Under 18 Years of Age

| Index Crime: | | Under10 | 10-12 | 13-14 | 15 | 16 | 17 | Total |
|--|--------|----------|----------|----------|----------|----------|----------|----------|
| Murder and Nonnegligent Manslaughter | Male | 0 | 0 | 0 | 0 | 0 | 0 | 0 |
| | Female | 0 | 0 | 0 | 0 | 0 | 0 | 0 |
| Manslaughter by Negligence | Male | 0 | 0 | 0 | 0 | 0 | 0 | 0 |
| | Female | 0 | 0 | 0 | 0 | 0 | 0 | 0 |
| Rape | Male | 0 | 0 | 0 | 0 | 0 | 0 | 0 |
| | Female | 0 | 0 | 0 | 0 | 0 | 0 | 0 |
| Robbery | Male | 0 | 0 | 0 | 0 | 0 | 0 | 0 |
| | Female | 0 | 0 | 0 | 0 | 0 | 0 | 0 |
| Aggravated Assault (Return A - 4a-d) | Male | 0 | 0 | 0 | 0 | 0 | 0 | 0 |
| | Female | 0 | 0 | 0 | 0 | 0 | 0 | 0 |
| Burglary - Breaking or Entering | Male | 0 | 0 | 0 | 0 | 0 | 0 | 0 |
| | Female | 0 | 0 | 0 | 0 | 0 | 0 | 0 |
| Larceny - Theft (Except Motor Vehicle Theft) | Male | 0 | 0 | 0 | 0 | 0 | 0 | 0 |
| | Female | 0 | 0 | 0 | 0 | 0 | 0 | 0 |
| Motor Vehicle Theft | Male | 0 | 0 | 0 | 0 | 0 | 0 | 0 |
| | Female | 0 | 0 | 0 | 0 | 0 | 0 | 0 |
| Arson | Male | 0 | 0 | 0 | 0 | 0 | 0 | 0 |
| | Female | 0 | 0 | 0 | 0 | 0 | 0 | 0 |
| Total Index Crimes Violations: Male | | 0 | 0 | 0 | 0 | 0 | 0 | 0 |
| Female | | 0 | 0 | 0 | 0 | 0 | 0 | 0 |

| Other Offenses: | | Under10 | 10-12 | 13-14 | 15 | 16 | 17 | Total |
|--|--------|----------|----------|----------|----------|----------|----------|----------|
| Other Assaults (Return A - 4e) | Male | 0 | 0 | 0 | 0 | 0 | 0 | 0 |
| | Female | 0 | 0 | 0 | 0 | 0 | 0 | 0 |
| Forgery and Counterfeiting | Male | 0 | 0 | 0 | 0 | 0 | 0 | 0 |
| | Female | 0 | 0 | 0 | 0 | 0 | 0 | 0 |
| Fraud | Male | 0 | 0 | 0 | 0 | 0 | 0 | 0 |
| | Female | 0 | 0 | 0 | 0 | 0 | 0 | 0 |
| Embezzlement | Male | 0 | 0 | 0 | 0 | 0 | 0 | 0 |
| | Female | 0 | 0 | 0 | 0 | 0 | 0 | 0 |
| Stolen Property; Buying, Receiving, Possessing | Male | 0 | 0 | 0 | 0 | 0 | 0 | 0 |
| | Female | 0 | 0 | 0 | 0 | 0 | 0 | 0 |
| Vandalism | Male | 0 | 0 | 0 | 0 | 0 | 0 | 0 |
| | Female | 0 | 0 | 0 | 0 | 0 | 0 | 0 |
| Weapons; Carrying, Possessing, etc. | Male | 0 | 0 | 0 | 0 | 0 | 0 | 0 |
| | Female | 0 | 0 | 0 | 0 | 0 | 0 | 0 |
| Total Other Offense Violations: Male | | 0 | 0 | 0 | 0 | 0 | 0 | 0 |
| Female | | 0 | 0 | 0 | 0 | 0 | 0 | 0 |

| Prostitution and Commercialized Vice: | | Under10 | 10-12 | 13-14 | 15 | 16 | 17 | Total |
|--|--------|----------|----------|----------|----------|----------|----------|----------|
| Prostitution | Male | 0 | 0 | 0 | 0 | 0 | 0 | 0 |
| | Female | 0 | 0 | 0 | 0 | 0 | 0 | 0 |
| Assisting or Promoting Prostitution | Male | 0 | 0 | 0 | 0 | 0 | 0 | 0 |
| | Female | 0 | 0 | 0 | 0 | 0 | 0 | 0 |
| Purchasing Prostitution | Male | 0 | 0 | 0 | 0 | 0 | 0 | 0 |
| | Female | 0 | 0 | 0 | 0 | 0 | 0 | 0 |
| Sex Offenses (Except Forcible Rape and Prostitution) | Male | 0 | 0 | 0 | 0 | 0 | 0 | 0 |
| | Female | 0 | 0 | 0 | 0 | 0 | 0 | 0 |
| Total Prostitution & Commercialized Vice Violations: Male | | 0 | 0 | 0 | 0 | 0 | 0 | 0 |
| Female | | 0 | 0 | 0 | 0 | 0 | 0 | 0 |

2016 Mineral County Arrests - Juvenile
Under 18 Years of Age

Drug Abuse Violations:

| Sale/Manufacturing: | | Under10 | 10-12 | 13-14 | 15 | 16 | 17 | Total |
|--|---------------|----------------|--------------|--------------|-----------|-----------|-----------|--------------|
| Opium or Cocaine and Their Derivatives (Morphine, Heroin, Codeine) | Male | 0 | 0 | 0 | 0 | 0 | 0 | 0 |
| | Female | 0 | 0 | 0 | 0 | 0 | 0 | 0 |
| Marijuana | Male | 0 | 0 | 0 | 0 | 0 | 1 | 1 |
| | Female | 0 | 0 | 0 | 0 | 0 | 0 | 0 |
| Synthetic Narcotics - Manufactured Narcotics Which Can Cause True Drug Addiction Demerol, Methadones) | Male | 0 | 0 | 0 | 0 | 0 | 0 | 0 |
| | Female | 0 | 0 | 0 | 0 | 0 | 0 | 0 |
| Other - Dangerous Nonnarcotic Drugs (Barbiturates, Benzedrine) | Male | 0 | 0 | 0 | 0 | 0 | 0 | 0 |
| | Female | 0 | 0 | 0 | 0 | 0 | 0 | 0 |
| Possession: | | | | | | | | 0 |
| Opium or Cocaine and Their Derivatives (Morphine, Heroin, Codeine) | Male | 0 | 0 | 0 | 0 | 0 | 0 | 0 |
| | Female | 0 | 0 | 0 | 0 | 0 | 0 | 0 |
| Marijuana | Male | 0 | 0 | 0 | 0 | 0 | 0 | 0 |
| | Female | 0 | 0 | 0 | 0 | 0 | 0 | 0 |
| Synthetic Narcotics - Manufactured Narcotics Which Can Cause True Drug Addiction (Demerol, Methadones) | Male | 0 | 0 | 0 | 0 | 0 | 0 | 0 |
| | Female | 0 | 0 | 0 | 0 | 0 | 0 | 0 |
| Other - Dangerous Nonnarcotic Drugs (Barbiturates, Benzedrine) | Male | 0 | 0 | 0 | 0 | 0 | 0 | 0 |
| | Female | 0 | 0 | 0 | 0 | 0 | 0 | 0 |
| Total Drug Abuse Violations: | Male | 0 | 0 | 0 | 0 | 0 | 1 | 1 |
| | Female | 0 | 0 | 0 | 0 | 0 | 0 | 0 |

Gambling:

| | | Under10 | 10-12 | 13-14 | 15 | 16 | 17 | Total |
|-----------------------------------|---------------|----------------|--------------|--------------|-----------|-----------|-----------|--------------|
| Bookmaking (Horse and Sport Book) | Male | 0 | 0 | 0 | 0 | 0 | 0 | 0 |
| | Female | 0 | 0 | 0 | 0 | 0 | 0 | 0 |
| Numbers and Lottery | Male | 0 | 0 | 0 | 0 | 0 | 0 | 0 |
| | Female | 0 | 0 | 0 | 0 | 0 | 0 | 0 |
| All Other Gambling | Male | 0 | 0 | 0 | 0 | 0 | 0 | 0 |
| | Female | 0 | 0 | 0 | 0 | 0 | 0 | 0 |
| Total Gambling Violations: | Male | 0 | 0 | 0 | 0 | 0 | 0 | 0 |
| | Female | 0 | 0 | 0 | 0 | 0 | 0 | 0 |

Miscellaneous:

| | | Under10 | 10-12 | 13-14 | 15 | 16 | 17 | Total |
|--|---------------|----------------|--------------|--------------|-----------|-----------|-----------|--------------|
| Offenses Against the Family and Children | Male | 0 | 0 | 0 | 0 | 0 | 0 | 0 |
| | Female | 0 | 0 | 0 | 0 | 0 | 0 | 0 |
| Driving Under the Influence | Male | 0 | 0 | 0 | 0 | 0 | 0 | 0 |
| | Female | 0 | 0 | 0 | 0 | 0 | 0 | 0 |
| Liquor Laws | Male | 0 | 0 | 0 | 0 | 0 | 0 | 0 |
| | Female | 0 | 0 | 0 | 0 | 0 | 0 | 0 |
| Drunkenness | Male | 0 | 0 | 0 | 0 | 0 | 0 | 0 |
| | Female | 0 | 0 | 0 | 0 | 0 | 0 | 0 |
| Disorderly Conduct | Male | 0 | 0 | 0 | 0 | 0 | 0 | 0 |
| | Female | 0 | 0 | 0 | 0 | 0 | 0 | 0 |
| Vagrancy | Male | 0 | 0 | 0 | 0 | 0 | 0 | 0 |
| | Female | 0 | 0 | 0 | 0 | 0 | 0 | 0 |
| All Other Offenses (Except Traffic) | Male | 0 | 0 | 0 | 0 | 0 | 0 | 0 |
| | Female | 0 | 0 | 0 | 0 | 0 | 0 | 0 |
| Suspicion | Male | 0 | 0 | 0 | 0 | 0 | 0 | 0 |
| | Female | 0 | 0 | 0 | 0 | 0 | 0 | 0 |
| Total Miscellaneous Violations: | Male | 0 | 0 | 0 | 0 | 0 | 0 | 0 |
| | Female | 0 | 0 | 0 | 0 | 0 | 0 | 0 |

Human Trafficking:

| | | Under10 | 10-12 | 13-14 | 15 | 16 | 17 | Total |
|--|---------------|----------------|--------------|--------------|-----------|-----------|-----------|--------------|
| Human Trafficking/ Commercial Sex Acts | Male | 0 | 0 | 0 | 0 | 0 | 0 | 0 |
| | Female | 0 | 0 | 0 | 0 | 0 | 0 | 0 |
| Human Trafficking/ Involuntary Servitude | Male | 0 | 0 | 0 | 0 | 0 | 0 | 0 |
| | Female | 0 | 0 | 0 | 0 | 0 | 0 | 0 |
| Total Human Trafficking Violations: | Male | 0 | 0 | 0 | 0 | 0 | 0 | 0 |
| | Female | 0 | 0 | 0 | 0 | 0 | 0 | 0 |

2016 Nye County Arrests - Juvenile
Under 18 Years of Age

| Index Crime: | | Under10 | 10-12 | 13-14 | 15 | 16 | 17 | Total |
|--|--------|----------|----------|----------|----------|----------|----------|----------|
| Murder and Nonnegligent Manslaughter | Male | 0 | 0 | 0 | 0 | 0 | 0 | 0 |
| | Female | 0 | 0 | 0 | 0 | 0 | 0 | 0 |
| Manslaughter by Negligence | Male | 0 | 0 | 0 | 0 | 0 | 0 | 0 |
| | Female | 0 | 0 | 0 | 0 | 0 | 0 | 0 |
| Rape | Male | 0 | 0 | 0 | 0 | 0 | 1 | 1 |
| | Female | 0 | 0 | 0 | 0 | 0 | 0 | 0 |
| Robbery | Male | 0 | 0 | 0 | 0 | 0 | 0 | 0 |
| | Female | 0 | 0 | 0 | 0 | 0 | 0 | 0 |
| Aggravated Assault (Return A - 4a-d) | Male | 0 | 0 | 0 | 0 | 0 | 0 | 0 |
| | Female | 0 | 0 | 0 | 0 | 0 | 0 | 0 |
| Burglary - Breaking or Entering | Male | 0 | 0 | 1 | 0 | 0 | 0 | 1 |
| | Female | 0 | 0 | 0 | 0 | 0 | 0 | 0 |
| Larceny - Theft (Except Motor Vehicle Theft) | Male | 0 | 0 | 0 | 0 | 0 | 0 | 0 |
| | Female | 0 | 0 | 0 | 0 | 0 | 0 | 0 |
| Motor Vehicle Theft | Male | 0 | 0 | 0 | 0 | 0 | 0 | 0 |
| | Female | 0 | 0 | 0 | 0 | 0 | 0 | 0 |
| Arson | Male | 0 | 0 | 0 | 0 | 0 | 0 | 0 |
| | Female | 0 | 0 | 0 | 0 | 0 | 0 | 0 |
| Total Index Crimes Violations: Male | | 0 | 0 | 1 | 0 | 0 | 1 | 2 |
| Female | | 0 | 0 | 0 | 0 | 0 | 0 | 0 |

| Other Offenses: | | Under10 | 10-12 | 13-14 | 15 | 16 | 17 | Total |
|--|--------|----------|----------|----------|----------|----------|----------|-----------|
| Other Assaults (Return A - 4e) | Male | 6 | 3 | 2 | 6 | 2 | 0 | 19 |
| | Female | 0 | 1 | 1 | 2 | 2 | 0 | 6 |
| Forgery and Counterfeiting | Male | 0 | 0 | 0 | 0 | 0 | 0 | 0 |
| | Female | 0 | 0 | 0 | 0 | 0 | 0 | 0 |
| Fraud | Male | 0 | 0 | 0 | 0 | 0 | 0 | 0 |
| | Female | 0 | 0 | 0 | 0 | 0 | 0 | 0 |
| Embezzlement | Male | 0 | 0 | 0 | 0 | 0 | 0 | 0 |
| | Female | 0 | 0 | 0 | 0 | 0 | 0 | 0 |
| Stolen Property; Buying, Receiving, Possessing | Male | 0 | 0 | 0 | 0 | 0 | 0 | 0 |
| | Female | 0 | 0 | 0 | 0 | 0 | 0 | 0 |
| Vandalism | Male | 0 | 0 | 0 | 0 | 0 | 0 | 0 |
| | Female | 0 | 0 | 0 | 0 | 0 | 0 | 0 |
| Weapons; Carrying, Possessing, etc. | Male | 0 | 0 | 1 | 0 | 0 | 0 | 1 |
| | Female | 0 | 0 | 1 | 0 | 0 | 0 | 1 |
| Total Other Offense Violations: Male | | 6 | 3 | 3 | 6 | 2 | 0 | 20 |
| Female | | 0 | 1 | 2 | 2 | 2 | 0 | 7 |

| Prostitution and Commercialized Vice: | | Under10 | 10-12 | 13-14 | 15 | 16 | 17 | Total |
|--|--------|----------|----------|----------|----------|----------|----------|----------|
| Prostitution | Male | 0 | 0 | 0 | 0 | 0 | 0 | 0 |
| | Female | 0 | 0 | 0 | 0 | 0 | 0 | 0 |
| Assisting or Promoting Prostitution | Male | 0 | 0 | 0 | 0 | 0 | 0 | 0 |
| | Female | 0 | 0 | 0 | 0 | 0 | 0 | 0 |
| Purchasing Prostitution | Male | 0 | 0 | 0 | 0 | 0 | 0 | 0 |
| | Female | 0 | 0 | 0 | 0 | 0 | 0 | 0 |
| Sex Offenses (Except Forcible Rape and Prostitution) | Male | 0 | 0 | 0 | 0 | 0 | 0 | 0 |
| | Female | 0 | 0 | 0 | 0 | 0 | 0 | 0 |
| Total Prostitution & Commercialized Vice Violations: Male | | 0 | 0 | 0 | 0 | 0 | 0 | 0 |
| Female | | 0 | 0 | 0 | 0 | 0 | 0 | 0 |

2016 Nye County Arrests - Juvenile
Under 18 Years of Age

Drug Abuse Violations:

| Sale/Manufacturing: | | Under10 | 10-12 | 13-14 | 15 | 16 | 17 | Total |
|--|---------------|----------------|--------------|--------------|-----------|-----------|-----------|--------------|
| Opium or Cocaine and Their Derivatives (Morphine, Heroin, Codeine) | Male | 0 | 0 | 0 | 0 | 0 | 0 | 0 |
| | Female | 0 | 0 | 0 | 0 | 0 | 0 | 0 |
| Marijuana | Male | 0 | 0 | 0 | 0 | 0 | 0 | 0 |
| | Female | 0 | 0 | 0 | 0 | 0 | 0 | 0 |
| Synthetic Narcotics - Manufactured Narcotics Which Can Cause True Drug Addiction Demerol, Methadones) | Male | 0 | 0 | 0 | 0 | 0 | 0 | 0 |
| | Female | 0 | 0 | 0 | 0 | 0 | 0 | 0 |
| Other - Dangerous Nonnarcotic Drugs (Barbiturates, Benzedrine) | Male | 0 | 0 | 0 | 0 | 0 | 0 | 0 |
| | Female | 0 | 0 | 0 | 0 | 0 | 0 | 0 |
| Possession: | | | | | | | | 0 |
| Opium or Cocaine and Their Derivatives (Morphine, Heroin, Codeine) | Male | 0 | 0 | 0 | 0 | 0 | 0 | 0 |
| | Female | 0 | 0 | 0 | 0 | 0 | 0 | 0 |
| Marijuana | Male | 0 | 0 | 3 | 1 | 3 | 4 | 11 |
| | Female | 0 | 0 | 0 | 0 | 0 | 0 | 0 |
| Synthetic Narcotics - Manufactured Narcotics Which Can Cause True Drug Addiction (Demerol, Methadones) | Male | 0 | 0 | 0 | 0 | 0 | 0 | 0 |
| | Female | 0 | 0 | 0 | 0 | 0 | 0 | 0 |
| Other - Dangerous Nonnarcotic Drugs (Barbiturates, Benzedrine) | Male | 0 | 0 | 0 | 0 | 0 | 0 | 0 |
| | Female | 0 | 0 | 0 | 0 | 0 | 0 | 0 |
| Total Drug Abuse Violations: | Male | 0 | 0 | 3 | 1 | 3 | 4 | 11 |
| | Female | 0 | 0 | 0 | 0 | 0 | 0 | 0 |

Gambling:

| | | Under10 | 10-12 | 13-14 | 15 | 16 | 17 | Total |
|-----------------------------------|---------------|----------------|--------------|--------------|-----------|-----------|-----------|--------------|
| Bookmaking (Horse and Sport Book) | Male | 0 | 0 | 0 | 0 | 0 | 0 | 0 |
| | Female | 0 | 0 | 0 | 0 | 0 | 0 | 0 |
| Numbers and Lottery | Male | 0 | 0 | 0 | 0 | 0 | 0 | 0 |
| | Female | 0 | 0 | 0 | 0 | 0 | 0 | 0 |
| All Other Gambling | Male | 0 | 0 | 0 | 0 | 0 | 0 | 0 |
| | Female | 0 | 0 | 0 | 0 | 0 | 0 | 0 |
| Total Gambling Violations: | Male | 0 | 0 | 0 | 0 | 0 | 0 | 0 |
| | Female | 0 | 0 | 0 | 0 | 0 | 0 | 0 |

Miscellaneous:

| | | Under10 | 10-12 | 13-14 | 15 | 16 | 17 | Total |
|--|---------------|----------------|--------------|--------------|-----------|-----------|-----------|--------------|
| Offenses Against the Family and Children | Male | 0 | 0 | 0 | 0 | 0 | 1 | 1 |
| | Female | 0 | 0 | 0 | 0 | 0 | 1 | 1 |
| Driving Under the Influence | Male | 0 | 0 | 0 | 0 | 0 | 0 | 0 |
| | Female | 0 | 0 | 0 | 0 | 0 | 0 | 0 |
| Liquor Laws | Male | 0 | 0 | 0 | 0 | 0 | 0 | 0 |
| | Female | 0 | 0 | 0 | 0 | 0 | 0 | 0 |
| Drunkenness | Male | 0 | 0 | 0 | 0 | 1 | 1 | 2 |
| | Female | 0 | 0 | 0 | 0 | 0 | 0 | 0 |
| Disorderly Conduct | Male | 0 | 0 | 1 | 0 | 2 | 0 | 3 |
| | Female | 0 | 0 | 0 | 0 | 0 | 0 | 0 |
| Vagrancy | Male | 0 | 0 | 0 | 0 | 0 | 0 | 0 |
| | Female | 0 | 0 | 0 | 0 | 0 | 0 | 0 |
| All Other Offenses (Except Traffic) | Male | 0 | 0 | 2 | 3 | 5 | 1 | 11 |
| | Female | 0 | 0 | 2 | 0 | 0 | 0 | 2 |
| Suspicion | Male | 0 | 0 | 0 | 0 | 0 | 0 | 0 |
| | Female | 0 | 0 | 0 | 0 | 0 | 0 | 0 |
| Total Miscellaneous Violations: | Male | 0 | 0 | 3 | 3 | 8 | 3 | 17 |
| | Female | 0 | 0 | 2 | 0 | 0 | 1 | 3 |

Human Trafficking:

| | | Under10 | 10-12 | 13-14 | 15 | 16 | 17 | Total |
|--|---------------|----------------|--------------|--------------|-----------|-----------|-----------|--------------|
| Human Trafficking/ Commercial Sex Acts | Male | 0 | 0 | 0 | 0 | 0 | 0 | 0 |
| | Female | 0 | 0 | 0 | 0 | 0 | 0 | 0 |
| Human Trafficking/ Involuntary Servitude | Male | 0 | 0 | 0 | 0 | 0 | 0 | 0 |
| | Female | 0 | 0 | 0 | 0 | 0 | 0 | 0 |
| Total Human Trafficking Violations: | Male | 0 | 0 | 0 | 0 | 0 | 0 | 0 |
| | Female | 0 | 0 | 0 | 0 | 0 | 0 | 0 |

2016 Pershing County Arrests - Juvenile
Under 18 Years of Age

| Index Crime: | | Under10 | 10-12 | 13-14 | 15 | 16 | 17 | Total |
|--|--------|---------|-------|-------|----|----|----|-------|
| Murder and Nonnegligent Manslaughter | Male | 0 | 0 | 0 | 0 | 0 | 0 | 0 |
| | Female | 0 | 0 | 0 | 0 | 0 | 0 | 0 |
| Manslaughter by Negligence | Male | 0 | 0 | 0 | 0 | 0 | 0 | 0 |
| | Female | 0 | 0 | 0 | 0 | 0 | 0 | 0 |
| Rape | Male | 0 | 0 | 0 | 0 | 0 | 0 | 0 |
| | Female | 0 | 0 | 0 | 0 | 0 | 0 | 0 |
| Robbery | Male | 0 | 0 | 0 | 0 | 0 | 0 | 0 |
| | Female | 0 | 0 | 0 | 0 | 0 | 0 | 0 |
| Aggravated Assault (Return A - 4a-d) | Male | 0 | 0 | 0 | 0 | 1 | 1 | 2 |
| | Female | 0 | 0 | 0 | 0 | 0 | 0 | 0 |
| Burglary - Breaking or Entering | Male | 0 | 0 | 1 | 0 | 0 | 1 | 2 |
| | Female | 0 | 0 | 0 | 0 | 0 | 0 | 0 |
| Larceny - Theft (Except Motor Vehicle Theft) | Male | 2 | 1 | 0 | 0 | 0 | 0 | 3 |
| | Female | 0 | 0 | 0 | 0 | 0 | 0 | 0 |
| Motor Vehicle Theft | Male | 0 | 0 | 0 | 0 | 0 | 0 | 0 |
| | Female | 0 | 0 | 0 | 0 | 0 | 0 | 0 |
| Arson | Male | 0 | 0 | 0 | 0 | 0 | 0 | 0 |
| | Female | 0 | 0 | 0 | 0 | 0 | 0 | 0 |
| Total Index Crimes Violations: Male | | 2 | 1 | 1 | 0 | 1 | 2 | 7 |
| Female | | 0 | 0 | 0 | 0 | 0 | 0 | 0 |

| Other Offenses: | | Under10 | 10-12 | 13-14 | 15 | 16 | 17 | Total |
|--|--------|---------|-------|-------|----|----|----|-------|
| Other Assaults (Return A - 4e) | Male | 0 | 0 | 1 | 0 | 0 | 0 | 1 |
| | Female | 0 | 0 | 0 | 0 | 0 | 0 | 0 |
| Forgery and Counterfeiting | Male | 0 | 0 | 0 | 0 | 0 | 0 | 0 |
| | Female | 0 | 0 | 0 | 0 | 0 | 0 | 0 |
| Fraud | Male | 0 | 0 | 0 | 0 | 0 | 0 | 0 |
| | Female | 0 | 0 | 0 | 0 | 0 | 0 | 0 |
| Embezzlement | Male | 0 | 0 | 0 | 0 | 0 | 0 | 0 |
| | Female | 0 | 0 | 0 | 0 | 0 | 0 | 0 |
| Stolen Property; Buying, Receiving, Possessing | Male | 0 | 0 | 0 | 0 | 0 | 0 | 0 |
| | Female | 0 | 0 | 0 | 0 | 0 | 0 | 0 |
| Vandalism | Male | 0 | 0 | 0 | 0 | 0 | 0 | 0 |
| | Female | 0 | 0 | 0 | 0 | 0 | 0 | 0 |
| Weapons; Carrying, Possessing, etc. | Male | 0 | 0 | 0 | 0 | 0 | 0 | 0 |
| | Female | 0 | 0 | 0 | 0 | 0 | 0 | 0 |
| Total Other Offense Violations: Male | | 0 | 0 | 1 | 0 | 0 | 0 | 1 |
| Female | | 0 | 0 | 0 | 0 | 0 | 0 | 0 |

| Prostitution and Commercialized Vice: | | Under10 | 10-12 | 13-14 | 15 | 16 | 17 | Total |
|---|--------|---------|-------|-------|----|----|----|-------|
| Prostitution | Male | 0 | 0 | 0 | 0 | 0 | 0 | 0 |
| | Female | 0 | 0 | 0 | 0 | 0 | 0 | 0 |
| Assisting or Promoting Prostitution | Male | 0 | 0 | 0 | 0 | 0 | 0 | 0 |
| | Female | 0 | 0 | 0 | 0 | 0 | 0 | 0 |
| Purchasing Prostitution | Male | 0 | 0 | 0 | 0 | 0 | 0 | 0 |
| | Female | 0 | 0 | 0 | 0 | 0 | 0 | 0 |
| Sex Offenses (Except Forcible Rape and Prostitution) | Male | 0 | 0 | 0 | 0 | 0 | 0 | 0 |
| | Female | 0 | 0 | 0 | 0 | 0 | 0 | 0 |
| Total Prostitution & Commercialized Vice Violations: Male | | 0 | 0 | 0 | 0 | 0 | 0 | 0 |
| Female | | 0 | 0 | 0 | 0 | 0 | 0 | 0 |

2016 Pershing County Arrests - Juvenile
Under 18 Years of Age

Drug Abuse Violations:

| Sale/Manufacturing: | | Under10 | 10-12 | 13-14 | 15 | 16 | 17 | Total |
|--|---------------|----------------|--------------|--------------|-----------|-----------|-----------|--------------|
| Opium or Cocaine and Their Derivatives (Morphine, Heroin, Codeine) | Male | 0 | 0 | 0 | 0 | 1 | 1 | 2 |
| | Female | 0 | 0 | 0 | 1 | 0 | 0 | 1 |
| Marijuana | Male | 0 | 0 | 0 | 0 | 0 | 0 | 0 |
| | Female | 0 | 0 | 0 | 0 | 0 | 0 | 0 |
| Synthetic Narcotics - Manufactured Narcotics Which Can Cause True Drug Addiction Demerol, Methadones) | Male | 0 | 0 | 0 | 0 | 0 | 0 | 0 |
| | Female | 0 | 0 | 0 | 0 | 0 | 0 | 0 |
| Other - Dangerous Nonnarcotic Drugs (Barbiturates, Benzedrine) | Male | 0 | 0 | 0 | 0 | 0 | 0 | 0 |
| | Female | 0 | 0 | 0 | 0 | 0 | 0 | 0 |
| Possession: | | | | | | | | 0 |
| Opium or Cocaine and Their Derivatives (Morphine, Heroin, Codeine) | Male | 0 | 0 | 0 | 0 | 0 | 0 | 0 |
| | Female | 0 | 0 | 0 | 0 | 0 | 0 | 0 |
| Marijuana | Male | 0 | 0 | 3 | 2 | 0 | 1 | 6 |
| | Female | 0 | 0 | 0 | 0 | 0 | 0 | 0 |
| Synthetic Narcotics - Manufactured Narcotics Which Can Cause True Drug Addiction (Demerol, Methadones) | Male | 0 | 0 | 0 | 0 | 0 | 0 | 0 |
| | Female | 0 | 0 | 0 | 0 | 0 | 0 | 0 |
| Other - Dangerous Nonnarcotic Drugs (Barbiturates, Benzedrine) | Male | 0 | 0 | 0 | 0 | 0 | 0 | 0 |
| | Female | 0 | 0 | 0 | 0 | 0 | 0 | 0 |
| Total Drug Abuse Violations: | Male | 0 | 0 | 3 | 2 | 1 | 2 | 8 |
| | Female | 0 | 0 | 0 | 1 | 0 | 0 | 1 |

Gambling:

| | | Under10 | 10-12 | 13-14 | 15 | 16 | 17 | Total |
|-----------------------------------|---------------|----------------|--------------|--------------|-----------|-----------|-----------|--------------|
| Bookmaking (Horse and Sport Book) | Male | 0 | 0 | 0 | 0 | 0 | 0 | 0 |
| | Female | 0 | 0 | 0 | 0 | 0 | 0 | 0 |
| Numbers and Lottery | Male | 0 | 0 | 0 | 0 | 0 | 0 | 0 |
| | Female | 0 | 0 | 0 | 0 | 0 | 0 | 0 |
| All Other Gambling | Male | 0 | 0 | 0 | 0 | 0 | 0 | 0 |
| | Female | 0 | 0 | 0 | 0 | 0 | 0 | 0 |
| Total Gambling Violations: | Male | 0 | 0 | 0 | 0 | 0 | 0 | 0 |
| | Female | 0 | 0 | 0 | 0 | 0 | 0 | 0 |

Miscellaneous:

| | | Under10 | 10-12 | 13-14 | 15 | 16 | 17 | Total |
|--|---------------|----------------|--------------|--------------|-----------|-----------|-----------|--------------|
| Offenses Against the Family and Children | Male | 0 | 0 | 0 | 0 | 0 | 0 | 0 |
| | Female | 0 | 0 | 0 | 0 | 0 | 0 | 0 |
| Driving Under the Influence | Male | 0 | 0 | 0 | 0 | 0 | 0 | 0 |
| | Female | 0 | 0 | 0 | 0 | 0 | 0 | 0 |
| Liquor Laws | Male | 0 | 0 | 0 | 0 | 0 | 1 | 1 |
| | Female | 0 | 0 | 0 | 1 | 1 | 0 | 2 |
| Drunkenness | Male | 0 | 0 | 0 | 0 | 0 | 0 | 0 |
| | Female | 0 | 0 | 0 | 0 | 0 | 0 | 0 |
| Disorderly Conduct | Male | 0 | 0 | 0 | 0 | 0 | 1 | 1 |
| | Female | 0 | 0 | 0 | 0 | 0 | 0 | 0 |
| Vagrancy | Male | 0 | 0 | 0 | 0 | 0 | 0 | 0 |
| | Female | 0 | 0 | 0 | 0 | 0 | 0 | 0 |
| All Other Offenses (Except Traffic) | Male | 1 | 1 | 0 | 0 | 0 | 1 | 3 |
| | Female | 0 | 0 | 0 | 0 | 0 | 0 | 0 |
| Suspicion | Male | 0 | 0 | 0 | 0 | 0 | 0 | 0 |
| | Female | 0 | 0 | 0 | 0 | 0 | 0 | 0 |
| Total Miscellaneous Violations: | Male | 1 | 1 | 0 | 0 | 0 | 3 | 5 |
| | Female | 0 | 0 | 0 | 1 | 1 | 0 | 2 |

Human Trafficking:

| | | Under10 | 10-12 | 13-14 | 15 | 16 | 17 | Total |
|--|---------------|----------------|--------------|--------------|-----------|-----------|-----------|--------------|
| Human Trafficking/ Commercial Sex Acts | Male | 0 | 0 | 0 | 0 | 0 | 0 | 0 |
| | Female | 0 | 0 | 0 | 0 | 0 | 0 | 0 |
| Human Trafficking/ Involuntary Servitude | Male | 0 | 0 | 0 | 0 | 0 | 0 | 0 |
| | Female | 0 | 0 | 0 | 0 | 0 | 0 | 0 |
| Total Human Trafficking Violations: | Male | 0 | 0 | 0 | 0 | 0 | 0 | 0 |
| | Female | 0 | 0 | 0 | 0 | 0 | 0 | 0 |

2016 Lovelock PD Arrests - Juvenile
Under 18 Years of Age

| Index Crime: | | Under10 | 10-12 | 13-14 | 15 | 16 | 17 | Total |
|--|--------|----------|----------|----------|----------|----------|----------|----------|
| Murder and Nonnegligent Manslaughter | Male | 0 | 0 | 0 | 0 | 0 | 0 | 0 |
| | Female | 0 | 0 | 0 | 0 | 0 | 0 | 0 |
| Manslaughter by Negligence | Male | 0 | 0 | 0 | 0 | 0 | 0 | 0 |
| | Female | 0 | 0 | 0 | 0 | 0 | 0 | 0 |
| Rape | Male | 0 | 0 | 0 | 0 | 0 | 0 | 0 |
| | Female | 0 | 0 | 0 | 0 | 0 | 0 | 0 |
| Robbery | Male | 0 | 0 | 0 | 0 | 0 | 0 | 0 |
| | Female | 0 | 0 | 0 | 0 | 0 | 0 | 0 |
| Aggravated Assault (Return A - 4a-d) | Male | 0 | 0 | 0 | 0 | 1 | 1 | 2 |
| | Female | 0 | 0 | 0 | 0 | 0 | 0 | 0 |
| Burglary - Breaking or Entering | Male | 0 | 0 | 0 | 0 | 0 | 0 | 0 |
| | Female | 0 | 0 | 0 | 0 | 0 | 0 | 0 |
| Larceny - Theft (Except Motor Vehicle Theft) | Male | 1 | 1 | 0 | 0 | 0 | 0 | 2 |
| | Female | 0 | 0 | 0 | 0 | 0 | 0 | 0 |
| Motor Vehicle Theft | Male | 0 | 0 | 0 | 0 | 0 | 0 | 0 |
| | Female | 0 | 0 | 0 | 0 | 0 | 0 | 0 |
| Arson | Male | 0 | 0 | 0 | 0 | 0 | 0 | 0 |
| | Female | 0 | 0 | 0 | 0 | 0 | 0 | 0 |
| Total Index Crimes Violations: Male | | 1 | 1 | 0 | 0 | 1 | 1 | 4 |
| Female | | 0 | 0 | 0 | 0 | 0 | 0 | 0 |

| Other Offenses: | | Under10 | 10-12 | 13-14 | 15 | 16 | 17 | Total |
|--|--------|----------|----------|----------|----------|----------|----------|----------|
| Other Assaults (Return A - 4e) | Male | 0 | 0 | 0 | 0 | 0 | 0 | 0 |
| | Female | 0 | 0 | 0 | 0 | 0 | 0 | 0 |
| Forgery and Counterfeiting | Male | 0 | 0 | 0 | 0 | 0 | 0 | 0 |
| | Female | 0 | 0 | 0 | 0 | 0 | 0 | 0 |
| Fraud | Male | 0 | 0 | 0 | 0 | 0 | 0 | 0 |
| | Female | 0 | 0 | 0 | 0 | 0 | 0 | 0 |
| Embezzlement | Male | 0 | 0 | 0 | 0 | 0 | 0 | 0 |
| | Female | 0 | 0 | 0 | 0 | 0 | 0 | 0 |
| Stolen Property; Buying, Receiving, Possessing | Male | 0 | 0 | 0 | 0 | 0 | 0 | 0 |
| | Female | 0 | 0 | 0 | 0 | 0 | 0 | 0 |
| Vandalism | Male | 0 | 0 | 0 | 0 | 0 | 0 | 0 |
| | Female | 0 | 0 | 0 | 0 | 0 | 0 | 0 |
| Weapons; Carrying, Possessing, etc. | Male | 0 | 0 | 0 | 0 | 0 | 0 | 0 |
| | Female | 0 | 0 | 0 | 0 | 0 | 0 | 0 |
| Total Other Offense Violations: Male | | 0 | 0 | 0 | 0 | 0 | 0 | 0 |
| Female | | 0 | 0 | 0 | 0 | 0 | 0 | 0 |

| Prostitution and Commercialized Vice: | | Under10 | 10-12 | 13-14 | 15 | 16 | 17 | Total |
|--|--------|----------|----------|----------|----------|----------|----------|----------|
| Prostitution | Male | 0 | 0 | 0 | 0 | 0 | 0 | 0 |
| | Female | 0 | 0 | 0 | 0 | 0 | 0 | 0 |
| Assisting or Promoting Prostitution | Male | 0 | 0 | 0 | 0 | 0 | 0 | 0 |
| | Female | 0 | 0 | 0 | 0 | 0 | 0 | 0 |
| Purchasing Prostitution | Male | 0 | 0 | 0 | 0 | 0 | 0 | 0 |
| | Female | 0 | 0 | 0 | 0 | 0 | 0 | 0 |
| Sex Offenses (Except Forcible Rape and Prostitution) | Male | 0 | 0 | 0 | 0 | 0 | 0 | 0 |
| | Female | 0 | 0 | 0 | 0 | 0 | 0 | 0 |
| Total Prostitution & Commercialized Vice Violations: Male | | 0 | 0 | 0 | 0 | 0 | 0 | 0 |
| Female | | 0 | 0 | 0 | 0 | 0 | 0 | 0 |

2016 Lovelock PD Arrests - Juvenile
Under 18 Years of Age

Drug Abuse Violations:

| Sale/Manufacturing: | | Under10 | 10-12 | 13-14 | 15 | 16 | 17 | Total |
|--|--------|----------------|--------------|--------------|-----------|-----------|-----------|--------------|
| Opium or Cocaine and Their Derivatives (Morphine, Heroin, Codeine) | Male | 0 | 0 | 0 | 0 | 0 | 0 | 0 |
| | Female | 0 | 0 | 0 | 0 | 0 | 0 | 0 |
| Marijuana | Male | 0 | 0 | 0 | 0 | 0 | 0 | 0 |
| | Female | 0 | 0 | 0 | 0 | 0 | 0 | 0 |
| Synthetic Narcotics - Manufactured Narcotics Which Can Cause True Drug Addiction Demerol, Methadones) | Male | 0 | 0 | 0 | 0 | 0 | 0 | 0 |
| | Female | 0 | 0 | 0 | 0 | 0 | 0 | 0 |
| Other - Dangerous Nonnarcotic Drugs (Barbiturates, Benzedrine) | Male | 0 | 0 | 0 | 0 | 0 | 0 | 0 |
| | Female | 0 | 0 | 0 | 0 | 0 | 0 | 0 |
| Possession: | | | | | | | | 0 |
| Opium or Cocaine and Their Derivatives (Morphine, Heroin, Codeine) | Male | 0 | 0 | 0 | 0 | 0 | 0 | 0 |
| | Female | 0 | 0 | 0 | 0 | 0 | 0 | 0 |
| Marijuana | Male | 0 | 0 | 0 | 0 | 0 | 0 | 0 |
| | Female | 0 | 0 | 0 | 0 | 0 | 0 | 0 |
| Synthetic Narcotics - Manufactured Narcotics Which Can Cause True Drug Addiction (Demerol, Methadones) | Male | 0 | 0 | 0 | 0 | 0 | 0 | 0 |
| | Female | 0 | 0 | 0 | 0 | 0 | 0 | 0 |
| Other - Dangerous Nonnarcotic Drugs (Barbiturates, Benzedrine) | Male | 0 | 0 | 0 | 0 | 0 | 0 | 0 |
| | Female | 0 | 0 | 0 | 0 | 0 | 0 | 0 |
| Total Drug Abuse Violations: | | Male | 0 | 0 | 0 | 0 | 0 | 0 |
| | | Female | 0 | 0 | 0 | 0 | 0 | 0 |

Gambling:

| | | Under10 | 10-12 | 13-14 | 15 | 16 | 17 | Total |
|-----------------------------------|--------|----------------|--------------|--------------|-----------|-----------|-----------|--------------|
| Bookmaking (Horse and Sport Book) | Male | 0 | 0 | 0 | 0 | 0 | 0 | 0 |
| | Female | 0 | 0 | 0 | 0 | 0 | 0 | 0 |
| Numbers and Lottery | Male | 0 | 0 | 0 | 0 | 0 | 0 | 0 |
| | Female | 0 | 0 | 0 | 0 | 0 | 0 | 0 |
| All Other Gambling | Male | 0 | 0 | 0 | 0 | 0 | 0 | 0 |
| | Female | 0 | 0 | 0 | 0 | 0 | 0 | 0 |
| Total Gambling Violations: | | Male | 0 | 0 | 0 | 0 | 0 | 0 |
| | | Female | 0 | 0 | 0 | 0 | 0 | 0 |

Miscellaneous:

| | | Under10 | 10-12 | 13-14 | 15 | 16 | 17 | Total |
|--|--------|----------------|--------------|--------------|-----------|-----------|-----------|--------------|
| Offenses Against the Family and Children | Male | 0 | 0 | 0 | 0 | 0 | 0 | 0 |
| | Female | 0 | 0 | 0 | 0 | 0 | 0 | 0 |
| Driving Under the Influence | Male | 0 | 0 | 0 | 0 | 0 | 0 | 0 |
| | Female | 0 | 0 | 0 | 0 | 0 | 0 | 0 |
| Liquor Laws | Male | 0 | 0 | 0 | 0 | 0 | 0 | 0 |
| | Female | 0 | 0 | 0 | 1 | 0 | 0 | 1 |
| Drunkenness | Male | 0 | 0 | 0 | 0 | 0 | 0 | 0 |
| | Female | 0 | 0 | 0 | 0 | 0 | 0 | 0 |
| Disorderly Conduct | Male | 0 | 0 | 0 | 0 | 0 | 0 | 0 |
| | Female | 0 | 0 | 0 | 0 | 0 | 0 | 0 |
| Vagrancy | Male | 0 | 0 | 0 | 0 | 0 | 0 | 0 |
| | Female | 0 | 0 | 0 | 0 | 0 | 0 | 0 |
| All Other Offenses (Except Traffic) | Male | 0 | 0 | 0 | 0 | 0 | 0 | 0 |
| | Female | 0 | 0 | 0 | 0 | 0 | 0 | 0 |
| Suspicion | Male | 0 | 0 | 0 | 0 | 0 | 0 | 0 |
| | Female | 0 | 0 | 0 | 0 | 0 | 0 | 0 |
| Total Miscellaneous Violations: | | Male | 0 | 0 | 0 | 0 | 0 | 0 |
| | | Female | 0 | 0 | 1 | 0 | 0 | 1 |

Human Trafficking:

| | | Under10 | 10-12 | 13-14 | 15 | 16 | 17 | Total |
|--|--------|----------------|--------------|--------------|-----------|-----------|-----------|--------------|
| Human Trafficking/ Commercial Sex Acts | Male | 0 | 0 | 0 | 0 | 0 | 0 | 0 |
| | Female | 0 | 0 | 0 | 0 | 0 | 0 | 0 |
| Human Trafficking/ Involuntary Servitude | Male | 0 | 0 | 0 | 0 | 0 | 0 | 0 |
| | Female | 0 | 0 | 0 | 0 | 0 | 0 | 0 |
| Total Human Trafficking Violations: | | Male | 0 | 0 | 0 | 0 | 0 | 0 |
| | | Female | 0 | 0 | 0 | 0 | 0 | 0 |

2016 Pershing Co SO Arrests - Juvenile
Under 18 Years of Age

| Index Crime: | | Under10 | 10-12 | 13-14 | 15 | 16 | 17 | Total |
|--|--------|----------|----------|----------|----------|----------|----------|----------|
| Murder and Nonnegligent Manslaughter | Male | 0 | 0 | 0 | 0 | 0 | 0 | 0 |
| | Female | 0 | 0 | 0 | 0 | 0 | 0 | 0 |
| Manslaughter by Negligence | Male | 0 | 0 | 0 | 0 | 0 | 0 | 0 |
| | Female | 0 | 0 | 0 | 0 | 0 | 0 | 0 |
| Rape | Male | 0 | 0 | 0 | 0 | 0 | 0 | 0 |
| | Female | 0 | 0 | 0 | 0 | 0 | 0 | 0 |
| Robbery | Male | 0 | 0 | 0 | 0 | 0 | 0 | 0 |
| | Female | 0 | 0 | 0 | 0 | 0 | 0 | 0 |
| Aggravated Assault (Return A - 4a-d) | Male | 0 | 0 | 0 | 0 | 0 | 0 | 0 |
| | Female | 0 | 0 | 0 | 0 | 0 | 0 | 0 |
| Burglary - Breaking or Entering | Male | 0 | 0 | 1 | 0 | 0 | 1 | 2 |
| | Female | 0 | 0 | 0 | 0 | 0 | 0 | 0 |
| Larceny - Theft (Except Motor Vehicle Theft) | Male | 1 | 0 | 0 | 0 | 0 | 0 | 1 |
| | Female | 0 | 0 | 0 | 0 | 0 | 0 | 0 |
| Motor Vehicle Theft | Male | 0 | 0 | 0 | 0 | 0 | 0 | 0 |
| | Female | 0 | 0 | 0 | 0 | 0 | 0 | 0 |
| Arson | Male | 0 | 0 | 0 | 0 | 0 | 0 | 0 |
| | Female | 0 | 0 | 0 | 0 | 0 | 0 | 0 |
| Total Index Crimes Violations: Male | | 1 | 0 | 1 | 0 | 0 | 1 | 3 |
| Female | | 0 | 0 | 0 | 0 | 0 | 0 | 0 |

| Other Offenses: | | Under10 | 10-12 | 13-14 | 15 | 16 | 17 | Total |
|--|--------|----------|----------|----------|----------|----------|----------|----------|
| Other Assaults (Return A - 4e) | Male | 0 | 0 | 1 | 0 | 0 | 0 | 1 |
| | Female | 0 | 0 | 0 | 0 | 0 | 0 | 0 |
| Forgery and Counterfeiting | Male | 0 | 0 | 0 | 0 | 0 | 0 | 0 |
| | Female | 0 | 0 | 0 | 0 | 0 | 0 | 0 |
| Fraud | Male | 0 | 0 | 0 | 0 | 0 | 0 | 0 |
| | Female | 0 | 0 | 0 | 0 | 0 | 0 | 0 |
| Embezzlement | Male | 0 | 0 | 0 | 0 | 0 | 0 | 0 |
| | Female | 0 | 0 | 0 | 0 | 0 | 0 | 0 |
| Stolen Property; Buying, Receiving, Possessing | Male | 0 | 0 | 0 | 0 | 0 | 0 | 0 |
| | Female | 0 | 0 | 0 | 0 | 0 | 0 | 0 |
| Vandalism | Male | 0 | 0 | 0 | 0 | 0 | 0 | 0 |
| | Female | 0 | 0 | 0 | 0 | 0 | 0 | 0 |
| Weapons; Carrying, Possessing, etc. | Male | 0 | 0 | 0 | 0 | 0 | 0 | 0 |
| | Female | 0 | 0 | 0 | 0 | 0 | 0 | 0 |
| Total Other Offense Violations: Male | | 0 | 0 | 1 | 0 | 0 | 0 | 1 |
| Female | | 0 | 0 | 0 | 0 | 0 | 0 | 0 |

| Prostitution and Commercialized Vice: | | Under10 | 10-12 | 13-14 | 15 | 16 | 17 | Total |
|--|--------|----------|----------|----------|----------|----------|----------|----------|
| Prostitution | Male | 0 | 0 | 0 | 0 | 0 | 0 | 0 |
| | Female | 0 | 0 | 0 | 0 | 0 | 0 | 0 |
| Assisting or Promoting Prostitution | Male | 0 | 0 | 0 | 0 | 0 | 0 | 0 |
| | Female | 0 | 0 | 0 | 0 | 0 | 0 | 0 |
| Purchasing Prostitution | Male | 0 | 0 | 0 | 0 | 0 | 0 | 0 |
| | Female | 0 | 0 | 0 | 0 | 0 | 0 | 0 |
| Sex Offenses (Except Forcible Rape and Prostitution) | Male | 0 | 0 | 0 | 0 | 0 | 0 | 0 |
| | Female | 0 | 0 | 0 | 0 | 0 | 0 | 0 |
| Total Prostitution & Commercialized Vice Violations: Male | | 0 | 0 | 0 | 0 | 0 | 0 | 0 |
| Female | | 0 | 0 | 0 | 0 | 0 | 0 | 0 |

2016 Pershing Co SO Arrests - Juvenile
Under 18 Years of Age

Drug Abuse Violations:

| Sale/Manufacturing: | | Under10 | 10-12 | 13-14 | 15 | 16 | 17 | Total |
|--|---------------|----------------|--------------|--------------|-----------|-----------|-----------|--------------|
| Opium or Cocaine and Their Derivatives (Morphine, Heroin, Codeine) | Male | 0 | 0 | 0 | 0 | 1 | 1 | 2 |
| | Female | 0 | 0 | 0 | 1 | 0 | 0 | 1 |
| Marijuana | Male | 0 | 0 | 0 | 0 | 0 | 0 | 0 |
| | Female | 0 | 0 | 0 | 0 | 0 | 0 | 0 |
| Synthetic Narcotics - Manufactured Narcotics Which Can Cause True Drug Addiction Demerol, Methadones) | Male | 0 | 0 | 0 | 0 | 0 | 0 | 0 |
| | Female | 0 | 0 | 0 | 0 | 0 | 0 | 0 |
| Other - Dangerous Nonnarcotic Drugs (Barbiturates, Benzedrine) | Male | 0 | 0 | 0 | 0 | 0 | 0 | 0 |
| | Female | 0 | 0 | 0 | 0 | 0 | 0 | 0 |
| Possession: | | | | | | | | 0 |
| Opium or Cocaine and Their Derivatives (Morphine, Heroin, Codeine) | Male | 0 | 0 | 0 | 0 | 0 | 0 | 0 |
| | Female | 0 | 0 | 0 | 0 | 0 | 0 | 0 |
| Marijuana | Male | 0 | 0 | 3 | 2 | 0 | 1 | 6 |
| | Female | 0 | 0 | 0 | 0 | 0 | 0 | 0 |
| Synthetic Narcotics - Manufactured Narcotics Which Can Cause True Drug Addiction (Demerol, Methadones) | Male | 0 | 0 | 0 | 0 | 0 | 0 | 0 |
| | Female | 0 | 0 | 0 | 0 | 0 | 0 | 0 |
| Other - Dangerous Nonnarcotic Drugs (Barbiturates, Benzedrine) | Male | 0 | 0 | 0 | 0 | 0 | 0 | 0 |
| | Female | 0 | 0 | 0 | 0 | 0 | 0 | 0 |
| Total Drug Abuse Violations: | Male | 0 | 0 | 3 | 2 | 1 | 2 | 8 |
| | Female | 0 | 0 | 0 | 1 | 0 | 0 | 1 |

Gambling:

| | | Under10 | 10-12 | 13-14 | 15 | 16 | 17 | Total |
|-----------------------------------|---------------|----------------|--------------|--------------|-----------|-----------|-----------|--------------|
| Bookmaking (Horse and Sport Book) | Male | 0 | 0 | 0 | 0 | 0 | 0 | 0 |
| | Female | 0 | 0 | 0 | 0 | 0 | 0 | 0 |
| Numbers and Lottery | Male | 0 | 0 | 0 | 0 | 0 | 0 | 0 |
| | Female | 0 | 0 | 0 | 0 | 0 | 0 | 0 |
| All Other Gambling | Male | 0 | 0 | 0 | 0 | 0 | 0 | 0 |
| | Female | 0 | 0 | 0 | 0 | 0 | 0 | 0 |
| Total Gambling Violations: | Male | 0 | 0 | 0 | 0 | 0 | 0 | 0 |
| | Female | 0 | 0 | 0 | 0 | 0 | 0 | 0 |

Miscellaneous:

| | | Under10 | 10-12 | 13-14 | 15 | 16 | 17 | Total |
|--|---------------|----------------|--------------|--------------|-----------|-----------|-----------|--------------|
| Offenses Against the Family and Children | Male | 0 | 0 | 0 | 0 | 0 | 0 | 0 |
| | Female | 0 | 0 | 0 | 0 | 0 | 0 | 0 |
| Driving Under the Influence | Male | 0 | 0 | 0 | 0 | 0 | 0 | 0 |
| | Female | 0 | 0 | 0 | 0 | 0 | 0 | 0 |
| Liquor Laws | Male | 0 | 0 | 0 | 0 | 0 | 1 | 1 |
| | Female | 0 | 0 | 0 | 0 | 1 | 0 | 1 |
| Drunkenness | Male | 0 | 0 | 0 | 0 | 0 | 0 | 0 |
| | Female | 0 | 0 | 0 | 0 | 0 | 0 | 0 |
| Disorderly Conduct | Male | 0 | 0 | 0 | 0 | 0 | 1 | 1 |
| | Female | 0 | 0 | 0 | 0 | 0 | 0 | 0 |
| Vagrancy | Male | 0 | 0 | 0 | 0 | 0 | 0 | 0 |
| | Female | 0 | 0 | 0 | 0 | 0 | 0 | 0 |
| All Other Offenses (Except Traffic) | Male | 1 | 1 | 0 | 0 | 0 | 1 | 3 |
| | Female | 0 | 0 | 0 | 0 | 0 | 0 | 0 |
| Suspicion | Male | 0 | 0 | 0 | 0 | 0 | 0 | 0 |
| | Female | 0 | 0 | 0 | 0 | 0 | 0 | 0 |
| Total Miscellaneous Violations: | Male | 1 | 1 | 0 | 0 | 0 | 3 | 5 |
| | Female | 0 | 0 | 0 | 0 | 1 | 0 | 1 |

Human Trafficking:

| | | Under10 | 10-12 | 13-14 | 15 | 16 | 17 | Total |
|--|---------------|----------------|--------------|--------------|-----------|-----------|-----------|--------------|
| Human Trafficking/ Commercial Sex Acts | Male | 0 | 0 | 0 | 0 | 0 | 0 | 0 |
| | Female | 0 | 0 | 0 | 0 | 0 | 0 | 0 |
| Human Trafficking/ Involuntary Servitude | Male | 0 | 0 | 0 | 0 | 0 | 0 | 0 |
| | Female | 0 | 0 | 0 | 0 | 0 | 0 | 0 |
| Total Human Trafficking Violations: | Male | 0 | 0 | 0 | 0 | 0 | 0 | 0 |
| | Female | 0 | 0 | 0 | 0 | 0 | 0 | 0 |

2016 Storey County Arrests - Juvenile
Under 18 Years of Age

| Index Crime: | | Under10 | 10-12 | 13-14 | 15 | 16 | 17 | Total |
|--|--------|----------|----------|----------|----------|----------|----------|----------|
| Murder and Nonnegligent Manslaughter | Male | 0 | 0 | 0 | 0 | 0 | 0 | 0 |
| | Female | 0 | 0 | 0 | 0 | 0 | 0 | 0 |
| Manslaughter by Negligence | Male | 0 | 0 | 0 | 0 | 0 | 0 | 0 |
| | Female | 0 | 0 | 0 | 0 | 0 | 0 | 0 |
| Rape | Male | 0 | 0 | 0 | 0 | 0 | 0 | 0 |
| | Female | 0 | 0 | 0 | 0 | 0 | 0 | 0 |
| Robbery | Male | 0 | 0 | 0 | 0 | 0 | 0 | 0 |
| | Female | 0 | 0 | 0 | 0 | 0 | 0 | 0 |
| Aggravated Assault (Return A - 4a-d) | Male | 0 | 0 | 0 | 0 | 0 | 0 | 0 |
| | Female | 0 | 0 | 0 | 0 | 0 | 0 | 0 |
| Burglary - Breaking or Entering | Male | 0 | 0 | 0 | 0 | 0 | 0 | 0 |
| | Female | 0 | 0 | 0 | 0 | 0 | 0 | 0 |
| Larceny - Theft (Except Motor Vehicle Theft) | Male | 0 | 0 | 0 | 0 | 0 | 0 | 0 |
| | Female | 0 | 0 | 0 | 0 | 0 | 0 | 0 |
| Motor Vehicle Theft | Male | 0 | 0 | 0 | 0 | 0 | 0 | 0 |
| | Female | 0 | 0 | 0 | 0 | 0 | 0 | 0 |
| Arson | Male | 0 | 0 | 0 | 0 | 0 | 0 | 0 |
| | Female | 0 | 0 | 0 | 0 | 0 | 0 | 0 |
| Total Index Crimes Violations: Male | | 0 | 0 | 0 | 0 | 0 | 0 | 0 |
| Female | | 0 | 0 | 0 | 0 | 0 | 0 | 0 |

| Other Offenses: | | Under10 | 10-12 | 13-14 | 15 | 16 | 17 | Total |
|--|--------|----------|----------|----------|----------|----------|----------|----------|
| Other Assaults (Return A - 4e) | Male | 0 | 0 | 0 | 0 | 0 | 0 | 0 |
| | Female | 0 | 0 | 0 | 0 | 0 | 0 | 0 |
| Forgery and Counterfeiting | Male | 0 | 0 | 0 | 0 | 0 | 0 | 0 |
| | Female | 0 | 0 | 0 | 0 | 0 | 0 | 0 |
| Fraud | Male | 0 | 0 | 0 | 0 | 0 | 0 | 0 |
| | Female | 0 | 0 | 0 | 0 | 0 | 0 | 0 |
| Embezzlement | Male | 0 | 0 | 0 | 0 | 0 | 0 | 0 |
| | Female | 0 | 0 | 0 | 0 | 0 | 0 | 0 |
| Stolen Property; Buying, Receiving, Possessing | Male | 0 | 0 | 0 | 0 | 0 | 0 | 0 |
| | Female | 0 | 0 | 0 | 0 | 0 | 0 | 0 |
| Vandalism | Male | 0 | 0 | 0 | 0 | 0 | 0 | 0 |
| | Female | 0 | 0 | 0 | 0 | 0 | 0 | 0 |
| Weapons; Carrying, Possessing, etc. | Male | 0 | 0 | 0 | 0 | 0 | 0 | 0 |
| | Female | 0 | 0 | 0 | 0 | 0 | 0 | 0 |
| Total Other Offense Violations: Male | | 0 | 0 | 0 | 0 | 0 | 0 | 0 |
| Female | | 0 | 0 | 0 | 0 | 0 | 0 | 0 |

| Prostitution and Commercialized Vice: | | Under10 | 10-12 | 13-14 | 15 | 16 | 17 | Total |
|--|--------|----------|----------|----------|----------|----------|----------|----------|
| Prostitution | Male | 0 | 0 | 0 | 0 | 0 | 0 | 0 |
| | Female | 0 | 0 | 0 | 0 | 0 | 0 | 0 |
| Assisting or Promoting Prostitution | Male | 0 | 0 | 0 | 0 | 0 | 0 | 0 |
| | Female | 0 | 0 | 0 | 0 | 0 | 0 | 0 |
| Purchasing Prostitution | Male | 0 | 0 | 0 | 0 | 0 | 0 | 0 |
| | Female | 0 | 0 | 0 | 0 | 0 | 0 | 0 |
| Sex Offenses (Except Forcible Rape and Prostitution) | Male | 0 | 0 | 0 | 0 | 0 | 0 | 0 |
| | Female | 0 | 0 | 0 | 0 | 0 | 0 | 0 |
| Total Prostitution & Commercialized Vice Violations: Male | | 0 | 0 | 0 | 0 | 0 | 0 | 0 |
| Female | | 0 | 0 | 0 | 0 | 0 | 0 | 0 |

2016 Storey County Arrests - Juvenile
Under 18 Years of Age

Drug Abuse Violations:

| Sale/Manufacturing: | | Under10 | 10-12 | 13-14 | 15 | 16 | 17 | Total |
|--|--------|----------------|--------------|--------------|-----------|-----------|-----------|--------------|
| Opium or Cocaine and Their Derivatives (Morphine, Heroin, Codeine) | Male | 0 | 0 | 0 | 0 | 0 | 0 | 0 |
| | Female | 0 | 0 | 0 | 0 | 0 | 0 | 0 |
| Marijuana | Male | 0 | 0 | 0 | 0 | 0 | 1 | 1 |
| | Female | 0 | 0 | 0 | 0 | 0 | 0 | 0 |
| Synthetic Narcotics - Manufactured Narcotics Which Can Cause True Drug Addiction Demerol, Methadones) | Male | 0 | 0 | 0 | 0 | 0 | 0 | 0 |
| | Female | 0 | 0 | 0 | 0 | 0 | 0 | 0 |
| Other - Dangerous Nonnarcotic Drugs (Barbiturates, Benzedrine) | Male | 0 | 0 | 0 | 0 | 0 | 0 | 0 |
| | Female | 0 | 0 | 0 | 0 | 0 | 0 | 0 |
| Possession: | | | | | | | | 0 |
| Opium or Cocaine and Their Derivatives (Morphine, Heroin, Codeine) | Male | 0 | 0 | 0 | 0 | 0 | 0 | 0 |
| | Female | 0 | 0 | 0 | 0 | 0 | 0 | 0 |
| Marijuana | Male | 0 | 0 | 0 | 0 | 0 | 0 | 0 |
| | Female | 0 | 0 | 0 | 0 | 0 | 0 | 0 |
| Synthetic Narcotics - Manufactured Narcotics Which Can Cause True Drug Addiction (Demerol, Methadones) | Male | 0 | 0 | 0 | 0 | 0 | 0 | 0 |
| | Female | 0 | 0 | 0 | 0 | 0 | 0 | 0 |
| Other - Dangerous Nonnarcotic Drugs (Barbiturates, Benzedrine) | Male | 0 | 0 | 0 | 0 | 0 | 0 | 0 |
| | Female | 0 | 0 | 0 | 0 | 0 | 0 | 0 |
| Total Drug Abuse Violations: | | Male | 0 | 0 | 0 | 0 | 1 | 1 |
| | | Female | 0 | 0 | 0 | 0 | 0 | 0 |

Gambling:

| | | Under10 | 10-12 | 13-14 | 15 | 16 | 17 | Total |
|-----------------------------------|--------|----------------|--------------|--------------|-----------|-----------|-----------|--------------|
| Bookmaking (Horse and Sport Book) | Male | 0 | 0 | 0 | 0 | 0 | 0 | 0 |
| | Female | 0 | 0 | 0 | 0 | 0 | 0 | 0 |
| Numbers and Lottery | Male | 0 | 0 | 0 | 0 | 0 | 0 | 0 |
| | Female | 0 | 0 | 0 | 0 | 0 | 0 | 0 |
| All Other Gambling | Male | 0 | 0 | 0 | 0 | 0 | 0 | 0 |
| | Female | 0 | 0 | 0 | 0 | 0 | 0 | 0 |
| Total Gambling Violations: | | Male | 0 | 0 | 0 | 0 | 0 | 0 |
| | | Female | 0 | 0 | 0 | 0 | 0 | 0 |

Miscellaneous:

| | | Under10 | 10-12 | 13-14 | 15 | 16 | 17 | Total |
|--|--------|----------------|--------------|--------------|-----------|-----------|-----------|--------------|
| Offenses Against the Family and Children | Male | 0 | 0 | 0 | 0 | 0 | 0 | 0 |
| | Female | 0 | 0 | 0 | 0 | 0 | 0 | 0 |
| Driving Under the Influence | Male | 0 | 0 | 0 | 0 | 0 | 0 | 0 |
| | Female | 0 | 0 | 0 | 0 | 0 | 0 | 0 |
| Liquor Laws | Male | 0 | 0 | 0 | 0 | 0 | 0 | 0 |
| | Female | 0 | 0 | 0 | 0 | 0 | 0 | 0 |
| Drunkenness | Male | 0 | 0 | 0 | 0 | 0 | 0 | 0 |
| | Female | 0 | 0 | 0 | 0 | 0 | 0 | 0 |
| Disorderly Conduct | Male | 0 | 0 | 0 | 0 | 0 | 0 | 0 |
| | Female | 0 | 0 | 0 | 0 | 0 | 0 | 0 |
| Vagrancy | Male | 0 | 0 | 0 | 0 | 0 | 0 | 0 |
| | Female | 0 | 0 | 0 | 0 | 0 | 0 | 0 |
| All Other Offenses (Except Traffic) | Male | 0 | 0 | 0 | 0 | 1 | 0 | 1 |
| | Female | 0 | 0 | 0 | 0 | 0 | 0 | 0 |
| Suspicion | Male | 0 | 0 | 0 | 0 | 0 | 0 | 0 |
| | Female | 0 | 0 | 0 | 0 | 0 | 0 | 0 |
| Total Miscellaneous Violations: | | Male | 0 | 0 | 0 | 1 | 0 | 1 |
| | | Female | 0 | 0 | 0 | 0 | 0 | 0 |

Human Trafficking:

| | | Under10 | 10-12 | 13-14 | 15 | 16 | 17 | Total |
|--|--------|----------------|--------------|--------------|-----------|-----------|-----------|--------------|
| Human Trafficking/ Commercial Sex Acts | Male | 0 | 0 | 0 | 0 | 0 | 0 | 0 |
| | Female | 0 | 0 | 0 | 0 | 0 | 0 | 0 |
| Human Trafficking/ Involuntary Servitude | Male | 0 | 0 | 0 | 0 | 0 | 0 | 0 |
| | Female | 0 | 0 | 0 | 0 | 0 | 0 | 0 |
| Total Human Trafficking Violations: | | Male | 0 | 0 | 0 | 0 | 0 | 0 |
| | | Female | 0 | 0 | 0 | 0 | 0 | 0 |

2016 Washoe County Arrests - Juvenile
Under 18 Years of Age

| Index Crime: | | Under10 | 10-12 | 13-14 | 15 | 16 | 17 | Total |
|--|--------|---------|-------|-------|-----|----|----|-------|
| Murder and Nonnegligent Manslaughter | Male | 0 | 0 | 0 | 0 | 1 | 0 | 1 |
| | Female | 0 | 0 | 0 | 0 | 0 | 0 | 0 |
| Manslaughter by Negligence | Male | 0 | 0 | 0 | 0 | 0 | 0 | 0 |
| | Female | 0 | 0 | 0 | 0 | 0 | 0 | 0 |
| Rape | Male | 0 | 3 | 6 | 2 | 1 | 0 | 12 |
| | Female | 0 | 0 | 0 | 0 | 0 | 1 | 1 |
| Robbery | Male | 0 | 0 | 4 | 2 | 5 | 4 | 15 |
| | Female | 0 | 0 | 0 | 1 | 0 | 0 | 1 |
| Aggravated Assault (Return A - 4a-d) | Male | 0 | 15 | 45 | 42 | 23 | 19 | 144 |
| | Female | 0 | 11 | 32 | 8 | 11 | 11 | 73 |
| Burglary - Breaking or Entering | Male | 0 | 3 | 19 | 13 | 7 | 6 | 48 |
| | Female | 0 | 4 | 1 | 1 | 1 | 0 | 7 |
| Larceny - Theft (Except Motor Vehicle Theft) | Male | 0 | 10 | 36 | 33 | 29 | 34 | 142 |
| | Female | 0 | 5 | 30 | 24 | 24 | 31 | 114 |
| Motor Vehicle Theft | Male | 0 | 0 | 10 | 6 | 8 | 6 | 30 |
| | Female | 0 | 0 | 4 | 4 | 3 | 0 | 11 |
| Arson | Male | 0 | 2 | 1 | 2 | 0 | 0 | 5 |
| | Female | 0 | 0 | 0 | 0 | 0 | 0 | 0 |
| Total Index Crimes Violations: Male | | 0 | 33 | 121 | 100 | 74 | 69 | 397 |
| Female | | 0 | 20 | 67 | 38 | 39 | 43 | 207 |

| Other Offenses: | | Under10 | 10-12 | 13-14 | 15 | 16 | 17 | Total |
|--|--------|---------|-------|-------|----|----|----|-------|
| Other Assaults (Return A - 4e) | Male | 1 | 38 | 55 | 29 | 17 | 26 | 166 |
| | Female | 0 | 12 | 40 | 11 | 17 | 8 | 88 |
| Forgery and Counterfeiting | Male | 0 | 2 | 1 | 2 | 0 | 0 | 5 |
| | Female | 0 | 0 | 0 | 0 | 0 | 0 | 0 |
| Fraud | Male | 0 | 0 | 0 | 0 | 0 | 1 | 1 |
| | Female | 0 | 0 | 0 | 0 | 0 | 0 | 0 |
| Embezzlement | Male | 0 | 0 | 2 | 2 | 0 | 3 | 7 |
| | Female | 0 | 1 | 1 | 2 | 2 | 0 | 6 |
| Stolen Property; Buying, Receiving, Possessing | Male | 0 | 0 | 0 | 0 | 0 | 1 | 1 |
| | Female | 0 | 0 | 0 | 0 | 1 | 0 | 1 |
| Vandalism | Male | 0 | 1 | 4 | 3 | 1 | 2 | 11 |
| | Female | 0 | 2 | 0 | 1 | 2 | 0 | 5 |
| Weapons; Carrying, Possessing, etc. | Male | 0 | 10 | 34 | 13 | 8 | 16 | 81 |
| | Female | 0 | 5 | 7 | 3 | 2 | 2 | 19 |
| Total Other Offense Violations: Male | | 1 | 51 | 96 | 49 | 26 | 49 | 272 |
| Female | | 0 | 20 | 48 | 17 | 24 | 10 | 119 |

| Prostitution and Commercialized Vice: | | Under10 | 10-12 | 13-14 | 15 | 16 | 17 | Total |
|---|--------|---------|-------|-------|----|----|----|-------|
| Prostitution | Male | 0 | 0 | 0 | 0 | 0 | 1 | 1 |
| | Female | 0 | 0 | 0 | 0 | 1 | 0 | 1 |
| Assisting or Promoting Prostitution | Male | 0 | 0 | 0 | 0 | 0 | 0 | 0 |
| | Female | 0 | 0 | 0 | 0 | 0 | 0 | 0 |
| Purchasing Prostitution | Male | 0 | 0 | 0 | 0 | 0 | 0 | 0 |
| | Female | 0 | 0 | 0 | 0 | 0 | 0 | 0 |
| Sex Offenses (Except Forcible Rape and Prostitution) | Male | 0 | 4 | 3 | 3 | 3 | 0 | 13 |
| | Female | 0 | 0 | 1 | 0 | 0 | 1 | 2 |
| Total Prostitution & Commercialized Vice Violations: Male | | 0 | 4 | 3 | 3 | 3 | 1 | 14 |
| Female | | 0 | 0 | 1 | 0 | 1 | 1 | 3 |

2016 Washoe County Arrests - Juvenile
Under 18 Years of Age

Drug Abuse Violations:

| Sale/Manufacturing: | | Under10 | 10-12 | 13-14 | 15 | 16 | 17 | Total |
|--|--------|----------------|--------------|--------------|-----------|-----------|-----------|--------------|
| Opium or Cocaine and Their Derivatives (Morphine, Heroin, Codeine) | Male | 0 | 0 | 0 | 0 | 0 | 0 | 0 |
| | Female | 0 | 0 | 1 | 0 | 1 | 0 | 2 |
| Marijuana | Male | 0 | 3 | 9 | 1 | 4 | 7 | 24 |
| | Female | 0 | 0 | 2 | 1 | 1 | 3 | 7 |
| Synthetic Narcotics - Manufactured Narcotics Which Can Cause True Drug Addiction Demerol, Methadones) | Male | 0 | 0 | 0 | 0 | 2 | 0 | 2 |
| | Female | 0 | 0 | 0 | 0 | 0 | 0 | 0 |
| Other - Dangerous Nonnarcotic Drugs (Barbiturates, Benzedrine) | Male | 0 | 0 | 0 | 0 | 0 | 1 | 1 |
| | Female | 0 | 0 | 0 | 0 | 0 | 0 | 0 |
| Possession: | | | | | | | | 0 |
| Opium or Cocaine and Their Derivatives (Morphine, Heroin, Codeine) | Male | 0 | 0 | 0 | 0 | 0 | 0 | 0 |
| | Female | 0 | 0 | 0 | 0 | 0 | 0 | 0 |
| Marijuana | Male | 0 | 11 | 39 | 23 | 22 | 26 | 121 |
| | Female | 0 | 7 | 30 | 14 | 14 | 7 | 72 |
| Synthetic Narcotics - Manufactured Narcotics Which Can Cause True Drug Addiction (Demerol, Methadones) | Male | 0 | 0 | 3 | 0 | 2 | 7 | 12 |
| | Female | 0 | 0 | 0 | 3 | 0 | 0 | 3 |
| Other - Dangerous Nonnarcotic Drugs (Barbiturates, Benzedrine) | Male | 0 | 0 | 0 | 2 | 0 | 0 | 2 |
| | Female | 0 | 0 | 0 | 0 | 0 | 0 | 0 |
| Total Drug Abuse Violations: Male | | 0 | 14 | 51 | 26 | 30 | 41 | 162 |
| Female | | 0 | 7 | 33 | 18 | 16 | 10 | 84 |

Gambling:

| | | Under10 | 10-12 | 13-14 | 15 | 16 | 17 | Total |
|--|--------|----------------|--------------|--------------|-----------|-----------|-----------|--------------|
| Bookmaking (Horse and Sport Book) | Male | 0 | 0 | 0 | 0 | 0 | 0 | 0 |
| | Female | 0 | 0 | 0 | 0 | 0 | 0 | 0 |
| Numbers and Lottery | Male | 0 | 0 | 0 | 0 | 0 | 0 | 0 |
| | Female | 0 | 0 | 0 | 0 | 0 | 0 | 0 |
| All Other Gambling | Male | 0 | 0 | 0 | 0 | 0 | 0 | 0 |
| | Female | 0 | 0 | 0 | 0 | 0 | 0 | 0 |
| Total Gambling Violations: Male | | 0 | 0 | 0 | 0 | 0 | 0 | 0 |
| Female | | 0 | 0 | 0 | 0 | 0 | 0 | 0 |

Miscellaneous:

| | | Under10 | 10-12 | 13-14 | 15 | 16 | 17 | Total |
|---|--------|----------------|--------------|--------------|-----------|------------|------------|--------------|
| Offenses Against the Family and Children | Male | 0 | 0 | 0 | 0 | 0 | 0 | 0 |
| | Female | 0 | 0 | 0 | 0 | 0 | 0 | 0 |
| Driving Under the Influence | Male | 0 | 0 | 0 | 0 | 0 | 5 | 5 |
| | Female | 0 | 0 | 0 | 0 | 0 | 3 | 3 |
| Liquor Laws | Male | 0 | 0 | 33 | 26 | 36 | 49 | 144 |
| | Female | 0 | 2 | 28 | 15 | 28 | 27 | 100 |
| Drunkenness | Male | 0 | 0 | 0 | 0 | 0 | 0 | 0 |
| | Female | 0 | 0 | 0 | 0 | 0 | 0 | 0 |
| Disorderly Conduct | Male | 0 | 6 | 15 | 11 | 12 | 7 | 51 |
| | Female | 0 | 2 | 6 | 1 | 2 | 8 | 19 |
| Vagrancy | Male | 0 | 0 | 0 | 0 | 0 | 0 | 0 |
| | Female | 0 | 0 | 0 | 0 | 0 | 1 | 1 |
| All Other Offenses (Except Traffic) | Male | 0 | 12 | 73 | 44 | 52 | 96 | 277 |
| | Female | 0 | 10 | 53 | 27 | 28 | 29 | 147 |
| Suspicion | Male | 0 | 0 | 1 | 1 | 0 | 1 | 3 |
| | Female | 0 | 0 | 0 | 0 | 0 | 0 | 0 |
| Total Miscellaneous Violations: Male | | 0 | 18 | 122 | 82 | 100 | 158 | 480 |
| Female | | 0 | 14 | 87 | 43 | 58 | 68 | 270 |

Human Trafficking:

| | | Under10 | 10-12 | 13-14 | 15 | 16 | 17 | Total |
|---|--------|----------------|--------------|--------------|-----------|-----------|-----------|--------------|
| Human Trafficking/ Commercial Sex Acts | Male | 0 | 0 | 0 | 0 | 0 | 0 | 0 |
| | Female | 0 | 0 | 0 | 0 | 0 | 0 | 0 |
| Human Trafficking/ Involuntary Servitude | Male | 0 | 0 | 0 | 0 | 0 | 0 | 0 |
| | Female | 0 | 0 | 0 | 0 | 0 | 0 | 0 |
| Total Human Trafficking Violations: Male | | 0 | 0 | 0 | 0 | 0 | 0 | 0 |
| Female | | 0 | 0 | 0 | 0 | 0 | 0 | 0 |

2016 Reno PD Arrests - Juvenile
Under 18 Years of Age

| Index Crime: | | Under10 | 10-12 | 13-14 | 15 | 16 | 17 | Total |
|--|--------|---------|-------|-------|----|----|----|-------|
| Murder and Nonnegligent Manslaughter | Male | 0 | 0 | 0 | 0 | 1 | 0 | 1 |
| | Female | 0 | 0 | 0 | 0 | 0 | 0 | 0 |
| Manslaughter by Negligence | Male | 0 | 0 | 0 | 0 | 0 | 0 | 0 |
| | Female | 0 | 0 | 0 | 0 | 0 | 0 | 0 |
| Rape | Male | 0 | 2 | 5 | 1 | 0 | 0 | 8 |
| | Female | 0 | 0 | 0 | 0 | 0 | 0 | 0 |
| Robbery | Male | 0 | 0 | 1 | 1 | 3 | 2 | 7 |
| | Female | 0 | 0 | 0 | 1 | 0 | 0 | 1 |
| Aggravated Assault (Return A - 4a-d) | Male | 0 | 4 | 18 | 25 | 6 | 8 | 61 |
| | Female | 0 | 3 | 20 | 5 | 7 | 7 | 42 |
| Burglary - Breaking or Entering | Male | 0 | 1 | 9 | 5 | 3 | 3 | 21 |
| | Female | 0 | 0 | 0 | 1 | 0 | 0 | 1 |
| Larceny - Theft (Except Motor Vehicle Theft) | Male | 0 | 4 | 19 | 16 | 15 | 19 | 73 |
| | Female | 0 | 3 | 17 | 14 | 16 | 25 | 75 |
| Motor Vehicle Theft | Male | 0 | 0 | 4 | 5 | 2 | 5 | 16 |
| | Female | 0 | 0 | 3 | 2 | 1 | 0 | 6 |
| Arson | Male | 0 | 0 | 0 | 0 | 0 | 0 | 0 |
| | Female | 0 | 0 | 0 | 0 | 0 | 0 | 0 |
| Total Index Crimes Violations: Male | | 0 | 11 | 56 | 53 | 30 | 37 | 187 |
| Female | | 0 | 6 | 40 | 23 | 24 | 32 | 125 |

| Other Offenses: | | Under10 | 10-12 | 13-14 | 15 | 16 | 17 | Total |
|--|--------|---------|-------|-------|----|----|----|-------|
| Other Assaults (Return A - 4e) | Male | 0 | 2 | 10 | 1 | 6 | 4 | 23 |
| | Female | 0 | 2 | 6 | 2 | 7 | 2 | 19 |
| Forgery and Counterfeiting | Male | 0 | 0 | 0 | 0 | 0 | 0 | 0 |
| | Female | 0 | 0 | 0 | 0 | 0 | 0 | 0 |
| Fraud | Male | 0 | 0 | 0 | 0 | 0 | 1 | 1 |
| | Female | 0 | 0 | 0 | 0 | 0 | 0 | 0 |
| Embezzlement | Male | 0 | 0 | 1 | 1 | 0 | 1 | 3 |
| | Female | 0 | 1 | 1 | 1 | 0 | 0 | 3 |
| Stolen Property; Buying, Receiving, Possessing | Male | 0 | 0 | 0 | 0 | 0 | 0 | 0 |
| | Female | 0 | 0 | 0 | 0 | 1 | 0 | 1 |
| Vandalism | Male | 0 | 0 | 1 | 0 | 0 | 1 | 2 |
| | Female | 0 | 1 | 0 | 0 | 0 | 0 | 1 |
| Weapons; Carrying, Possessing, etc. | Male | 0 | 7 | 18 | 6 | 5 | 8 | 44 |
| | Female | 0 | 4 | 2 | 1 | 1 | 2 | 10 |
| Total Other Offense Violations: Male | | 0 | 9 | 30 | 8 | 11 | 15 | 73 |
| Female | | 0 | 8 | 9 | 4 | 9 | 4 | 34 |

| Prostitution and Commercialized Vice: | | Under10 | 10-12 | 13-14 | 15 | 16 | 17 | Total |
|---|--------|---------|-------|-------|----|----|----|-------|
| Prostitution | Male | 0 | 0 | 0 | 0 | 0 | 1 | 1 |
| | Female | 0 | 0 | 0 | 0 | 1 | 0 | 1 |
| Assisting or Promoting Prostitution | Male | 0 | 0 | 0 | 0 | 0 | 0 | 0 |
| | Female | 0 | 0 | 0 | 0 | 0 | 0 | 0 |
| Purchasing Prostitution | Male | 0 | 0 | 0 | 0 | 0 | 0 | 0 |
| | Female | 0 | 0 | 0 | 0 | 0 | 0 | 0 |
| Sex Offenses (Except Forcible Rape and Prostitution) | Male | 0 | 0 | 1 | 2 | 2 | 0 | 5 |
| | Female | 0 | 0 | 0 | 0 | 0 | 1 | 1 |
| Total Prostitution & Commercialized Vice Violations: Male | | 0 | 0 | 1 | 2 | 2 | 1 | 6 |
| Female | | 0 | 0 | 0 | 0 | 1 | 1 | 2 |

2016 Reno PD Arrests - Juvenile
Under 18 Years of Age

Drug Abuse Violations:

| Sale/Manufacturing: | | Under10 | 10-12 | 13-14 | 15 | 16 | 17 | Total |
|--|---------------|----------------|--------------|--------------|-----------|-----------|-----------|--------------|
| Opium or Cocaine and Their Derivatives (Morphine, Heroin, Codeine) | Male | 0 | 0 | 0 | 0 | 0 | 0 | 0 |
| | Female | 0 | 0 | 0 | 0 | 0 | 0 | 0 |
| Marijuana | Male | 0 | 1 | 2 | 1 | 3 | 2 | 9 |
| | Female | 0 | 0 | 2 | 0 | 1 | 2 | 5 |
| Synthetic Narcotics - Manufactured Narcotics Which Can Cause True Drug Addiction Demerol, Methadones) | Male | 0 | 0 | 0 | 0 | 0 | 0 | 0 |
| | Female | 0 | 0 | 0 | 0 | 0 | 0 | 0 |
| Other - Dangerous Nonnarcotic Drugs (Barbiturates, Benzedrine) | Male | 0 | 0 | 0 | 0 | 0 | 0 | 0 |
| | Female | 0 | 0 | 0 | 0 | 0 | 0 | 0 |
| Possession: | | | | | | | | 0 |
| Opium or Cocaine and Their Derivatives (Morphine, Heroin, Codeine) | Male | 0 | 0 | 0 | 0 | 0 | 0 | 0 |
| | Female | 0 | 0 | 0 | 0 | 0 | 0 | 0 |
| Marijuana | Male | 0 | 0 | 2 | 0 | 4 | 5 | 11 |
| | Female | 0 | 0 | 1 | 0 | 2 | 0 | 3 |
| Synthetic Narcotics - Manufactured Narcotics Which Can Cause True Drug Addiction (Demerol, Methadones) | Male | 0 | 0 | 0 | 0 | 1 | 1 | 2 |
| | Female | 0 | 0 | 0 | 0 | 0 | 0 | 0 |
| Other - Dangerous Nonnarcotic Drugs (Barbiturates, Benzedrine) | Male | 0 | 0 | 0 | 0 | 0 | 0 | 0 |
| | Female | 0 | 0 | 0 | 0 | 0 | 0 | 0 |
| Total Drug Abuse Violations: | Male | 0 | 1 | 4 | 1 | 8 | 8 | 22 |
| | Female | 0 | 0 | 3 | 0 | 3 | 2 | 8 |

Gambling:

| | | Under10 | 10-12 | 13-14 | 15 | 16 | 17 | Total |
|-----------------------------------|---------------|----------------|--------------|--------------|-----------|-----------|-----------|--------------|
| Bookmaking (Horse and Sport Book) | Male | 0 | 0 | 0 | 0 | 0 | 0 | 0 |
| | Female | 0 | 0 | 0 | 0 | 0 | 0 | 0 |
| Numbers and Lottery | Male | 0 | 0 | 0 | 0 | 0 | 0 | 0 |
| | Female | 0 | 0 | 0 | 0 | 0 | 0 | 0 |
| All Other Gambling | Male | 0 | 0 | 0 | 0 | 0 | 0 | 0 |
| | Female | 0 | 0 | 0 | 0 | 0 | 0 | 0 |
| Total Gambling Violations: | Male | 0 | 0 | 0 | 0 | 0 | 0 | 0 |
| | Female | 0 | 0 | 0 | 0 | 0 | 0 | 0 |

Miscellaneous:

| | | Under10 | 10-12 | 13-14 | 15 | 16 | 17 | Total |
|--|---------------|----------------|--------------|--------------|-----------|-----------|-----------|--------------|
| Offenses Against the Family and Children | Male | 0 | 0 | 0 | 0 | 0 | 0 | 0 |
| | Female | 0 | 0 | 0 | 0 | 0 | 0 | 0 |
| Driving Under the Influence | Male | 0 | 0 | 0 | 0 | 0 | 0 | 0 |
| | Female | 0 | 0 | 0 | 0 | 0 | 1 | 1 |
| Liquor Laws | Male | 0 | 0 | 6 | 6 | 11 | 17 | 40 |
| | Female | 0 | 1 | 8 | 3 | 7 | 15 | 34 |
| Drunkenness | Male | 0 | 0 | 0 | 0 | 0 | 0 | 0 |
| | Female | 0 | 0 | 0 | 0 | 0 | 0 | 0 |
| Disorderly Conduct | Male | 0 | 0 | 1 | 0 | 3 | 1 | 5 |
| | Female | 0 | 0 | 0 | 0 | 0 | 0 | 0 |
| Vagrancy | Male | 0 | 0 | 0 | 0 | 0 | 0 | 0 |
| | Female | 0 | 0 | 0 | 0 | 0 | 1 | 1 |
| All Other Offenses (Except Traffic) | Male | 0 | 1 | 24 | 21 | 18 | 31 | 95 |
| | Female | 0 | 3 | 21 | 9 | 11 | 10 | 54 |
| Suspicion | Male | 0 | 0 | 0 | 0 | 0 | 0 | 0 |
| | Female | 0 | 0 | 0 | 0 | 0 | 0 | 0 |
| Total Miscellaneous Violations: | Male | 0 | 1 | 31 | 27 | 32 | 49 | 140 |
| | Female | 0 | 4 | 29 | 12 | 18 | 27 | 90 |

Human Trafficking:

| | | Under10 | 10-12 | 13-14 | 15 | 16 | 17 | Total |
|--|---------------|----------------|--------------|--------------|-----------|-----------|-----------|--------------|
| Human Trafficking/ Commercial Sex Acts | Male | 0 | 0 | 0 | 0 | 0 | 0 | 0 |
| | Female | 0 | 0 | 0 | 0 | 0 | 0 | 0 |
| Human Trafficking/ Involuntary Servitude | Male | 0 | 0 | 0 | 0 | 0 | 0 | 0 |
| | Female | 0 | 0 | 0 | 0 | 0 | 0 | 0 |
| Total Human Trafficking Violations: | Male | 0 | 0 | 0 | 0 | 0 | 0 | 0 |
| | Female | 0 | 0 | 0 | 0 | 0 | 0 | 0 |

2016 Reno-Tahoe Airport Authority PD Arrests - Juvenile
Under 18 Years of Age

| Index Crime: | | Under10 | 10-12 | 13-14 | 15 | 16 | 17 | Total |
|--|--------|----------|----------|----------|----------|----------|----------|----------|
| Murder and Nonnegligent Manslaughter | Male | 0 | 0 | 0 | 0 | 0 | 0 | 0 |
| | Female | 0 | 0 | 0 | 0 | 0 | 0 | 0 |
| Manslaughter by Negligence | Male | 0 | 0 | 0 | 0 | 0 | 0 | 0 |
| | Female | 0 | 0 | 0 | 0 | 0 | 0 | 0 |
| Rape | Male | 0 | 0 | 0 | 0 | 0 | 0 | 0 |
| | Female | 0 | 0 | 0 | 0 | 0 | 0 | 0 |
| Robbery | Male | 0 | 0 | 0 | 0 | 0 | 0 | 0 |
| | Female | 0 | 0 | 0 | 0 | 0 | 0 | 0 |
| Aggravated Assault (Return A - 4a-d) | Male | 0 | 0 | 0 | 0 | 0 | 0 | 0 |
| | Female | 0 | 0 | 0 | 0 | 0 | 0 | 0 |
| Burglary - Breaking or Entering | Male | 0 | 0 | 0 | 0 | 0 | 0 | 0 |
| | Female | 0 | 0 | 0 | 0 | 0 | 0 | 0 |
| Larceny - Theft (Except Motor Vehicle Theft) | Male | 0 | 0 | 0 | 0 | 0 | 0 | 0 |
| | Female | 0 | 0 | 0 | 0 | 0 | 0 | 0 |
| Motor Vehicle Theft | Male | 0 | 0 | 0 | 0 | 0 | 0 | 0 |
| | Female | 0 | 0 | 0 | 0 | 0 | 0 | 0 |
| Arson | Male | 0 | 0 | 0 | 0 | 0 | 0 | 0 |
| | Female | 0 | 0 | 0 | 0 | 0 | 0 | 0 |
| Total Index Crimes Violations: Male | | 0 | 0 | 0 | 0 | 0 | 0 | 0 |
| Female | | 0 | 0 | 0 | 0 | 0 | 0 | 0 |

| Other Offenses: | | Under10 | 10-12 | 13-14 | 15 | 16 | 17 | Total |
|--|--------|----------|----------|----------|----------|----------|----------|----------|
| Other Assaults (Return A - 4e) | Male | 0 | 0 | 0 | 0 | 0 | 0 | 0 |
| | Female | 0 | 0 | 0 | 0 | 0 | 0 | 0 |
| Forgery and Counterfeiting | Male | 0 | 0 | 0 | 0 | 0 | 0 | 0 |
| | Female | 0 | 0 | 0 | 0 | 0 | 0 | 0 |
| Fraud | Male | 0 | 0 | 0 | 0 | 0 | 0 | 0 |
| | Female | 0 | 0 | 0 | 0 | 0 | 0 | 0 |
| Embezzlement | Male | 0 | 0 | 0 | 0 | 0 | 0 | 0 |
| | Female | 0 | 0 | 0 | 0 | 0 | 0 | 0 |
| Stolen Property; Buying, Receiving, Possessing | Male | 0 | 0 | 0 | 0 | 0 | 0 | 0 |
| | Female | 0 | 0 | 0 | 0 | 0 | 0 | 0 |
| Vandalism | Male | 0 | 0 | 0 | 0 | 0 | 0 | 0 |
| | Female | 0 | 0 | 0 | 0 | 0 | 0 | 0 |
| Weapons; Carrying, Possessing, etc. | Male | 0 | 0 | 0 | 0 | 0 | 0 | 0 |
| | Female | 0 | 0 | 0 | 0 | 0 | 0 | 0 |
| Total Other Offense Violations: Male | | 0 | 0 | 0 | 0 | 0 | 0 | 0 |
| Female | | 0 | 0 | 0 | 0 | 0 | 0 | 0 |

| Prostitution and Commercialized Vice: | | Under10 | 10-12 | 13-14 | 15 | 16 | 17 | Total |
|--|--------|----------|----------|----------|----------|----------|----------|----------|
| Prostitution | Male | 0 | 0 | 0 | 0 | 0 | 0 | 0 |
| | Female | 0 | 0 | 0 | 0 | 0 | 0 | 0 |
| Assisting or Promoting Prostitution | Male | 0 | 0 | 0 | 0 | 0 | 0 | 0 |
| | Female | 0 | 0 | 0 | 0 | 0 | 0 | 0 |
| Purchasing Prostitution | Male | 0 | 0 | 0 | 0 | 0 | 0 | 0 |
| | Female | 0 | 0 | 0 | 0 | 0 | 0 | 0 |
| Sex Offenses (Except Forcible Rape and Prostitution) | Male | 0 | 0 | 0 | 0 | 0 | 0 | 0 |
| | Female | 0 | 0 | 0 | 0 | 0 | 0 | 0 |
| Total Prostitution & Commercialized Vice Violations: Male | | 0 | 0 | 0 | 0 | 0 | 0 | 0 |
| Female | | 0 | 0 | 0 | 0 | 0 | 0 | 0 |

2016 Reno-Tahoe Airport Authority PD Arrests - Juvenile
Under 18 Years of Age

Drug Abuse Violations:

| Sale/Manufacturing: | | Under10 | 10-12 | 13-14 | 15 | 16 | 17 | Total |
|--|---------------|----------------|--------------|--------------|-----------|-----------|-----------|--------------|
| Opium or Cocaine and Their Derivatives (Morphine, Heroin, Codeine) | Male | 0 | 0 | 0 | 0 | 0 | 0 | 0 |
| | Female | 0 | 0 | 0 | 0 | 0 | 0 | 0 |
| Marijuana | Male | 0 | 0 | 0 | 0 | 0 | 0 | 0 |
| | Female | 0 | 0 | 0 | 0 | 0 | 0 | 0 |
| Synthetic Narcotics - Manufactured Narcotics Which Can Cause True Drug Addiction Demerol, Methadones) | Male | 0 | 0 | 0 | 0 | 0 | 0 | 0 |
| | Female | 0 | 0 | 0 | 0 | 0 | 0 | 0 |
| Other - Dangerous Nonnarcotic Drugs (Barbiturates, Benzedrine) | Male | 0 | 0 | 0 | 0 | 0 | 0 | 0 |
| | Female | 0 | 0 | 0 | 0 | 0 | 0 | 0 |
| Possession: | | | | | | | | 0 |
| Opium or Cocaine and Their Derivatives (Morphine, Heroin, Codeine) | Male | 0 | 0 | 0 | 0 | 0 | 0 | 0 |
| | Female | 0 | 0 | 0 | 0 | 0 | 0 | 0 |
| Marijuana | Male | 0 | 0 | 0 | 0 | 0 | 0 | 0 |
| | Female | 0 | 0 | 0 | 0 | 0 | 0 | 0 |
| Synthetic Narcotics - Manufactured Narcotics Which Can Cause True Drug Addiction (Demerol, Methadones) | Male | 0 | 0 | 0 | 0 | 0 | 0 | 0 |
| | Female | 0 | 0 | 0 | 0 | 0 | 0 | 0 |
| Other - Dangerous Nonnarcotic Drugs (Barbiturates, Benzedrine) | Male | 0 | 0 | 0 | 0 | 0 | 0 | 0 |
| | Female | 0 | 0 | 0 | 0 | 0 | 0 | 0 |
| Total Drug Abuse Violations: | Male | 0 | 0 | 0 | 0 | 0 | 0 | 0 |
| | Female | 0 | 0 | 0 | 0 | 0 | 0 | 0 |

Gambling:

| | | Under10 | 10-12 | 13-14 | 15 | 16 | 17 | Total |
|-----------------------------------|---------------|----------------|--------------|--------------|-----------|-----------|-----------|--------------|
| Bookmaking (Horse and Sport Book) | Male | 0 | 0 | 0 | 0 | 0 | 0 | 0 |
| | Female | 0 | 0 | 0 | 0 | 0 | 0 | 0 |
| Numbers and Lottery | Male | 0 | 0 | 0 | 0 | 0 | 0 | 0 |
| | Female | 0 | 0 | 0 | 0 | 0 | 0 | 0 |
| All Other Gambling | Male | 0 | 0 | 0 | 0 | 0 | 0 | 0 |
| | Female | 0 | 0 | 0 | 0 | 0 | 0 | 0 |
| Total Gambling Violations: | Male | 0 | 0 | 0 | 0 | 0 | 0 | 0 |
| | Female | 0 | 0 | 0 | 0 | 0 | 0 | 0 |

Miscellaneous:

| | | Under10 | 10-12 | 13-14 | 15 | 16 | 17 | Total |
|--|---------------|----------------|--------------|--------------|-----------|-----------|-----------|--------------|
| Offenses Against the Family and Children | Male | 0 | 0 | 0 | 0 | 0 | 0 | 0 |
| | Female | 0 | 0 | 0 | 0 | 0 | 0 | 0 |
| Driving Under the Influence | Male | 0 | 0 | 0 | 0 | 0 | 0 | 0 |
| | Female | 0 | 0 | 0 | 0 | 0 | 0 | 0 |
| Liquor Laws | Male | 0 | 0 | 0 | 0 | 0 | 0 | 0 |
| | Female | 0 | 0 | 0 | 0 | 0 | 0 | 0 |
| Drunkenness | Male | 0 | 0 | 0 | 0 | 0 | 0 | 0 |
| | Female | 0 | 0 | 0 | 0 | 0 | 0 | 0 |
| Disorderly Conduct | Male | 0 | 0 | 0 | 0 | 0 | 0 | 0 |
| | Female | 0 | 0 | 0 | 0 | 0 | 0 | 0 |
| Vagrancy | Male | 0 | 0 | 0 | 0 | 0 | 0 | 0 |
| | Female | 0 | 0 | 0 | 0 | 0 | 0 | 0 |
| All Other Offenses (Except Traffic) | Male | 0 | 0 | 0 | 0 | 0 | 0 | 0 |
| | Female | 0 | 0 | 0 | 0 | 0 | 0 | 0 |
| Suspicion | Male | 0 | 0 | 0 | 0 | 0 | 0 | 0 |
| | Female | 0 | 0 | 0 | 0 | 0 | 0 | 0 |
| Total Miscellaneous Violations: | Male | 0 | 0 | 0 | 0 | 0 | 0 | 0 |
| | Female | 0 | 0 | 0 | 0 | 0 | 0 | 0 |

Human Trafficking:

| | | Under10 | 10-12 | 13-14 | 15 | 16 | 17 | Total |
|--|---------------|----------------|--------------|--------------|-----------|-----------|-----------|--------------|
| Human Trafficking/ Commercial Sex Acts | Male | 0 | 0 | 0 | 0 | 0 | 0 | 0 |
| | Female | 0 | 0 | 0 | 0 | 0 | 0 | 0 |
| Human Trafficking/ Involuntary Servitude | Male | 0 | 0 | 0 | 0 | 0 | 0 | 0 |
| | Female | 0 | 0 | 0 | 0 | 0 | 0 | 0 |
| Total Human Trafficking Violations: | Male | 0 | 0 | 0 | 0 | 0 | 0 | 0 |
| | Female | 0 | 0 | 0 | 0 | 0 | 0 | 0 |

2016 Sparks PD Arrests - Juvenile
Under 18 Years of Age

| Index Crime: | | Under10 | 10-12 | 13-14 | 15 | 16 | 17 | Total |
|--|--------|---------|-------|-------|----|----|----|-------|
| Murder and Nonnegligent Manslaughter | Male | 0 | 0 | 0 | 0 | 0 | 0 | 0 |
| | Female | 0 | 0 | 0 | 0 | 0 | 0 | 0 |
| Manslaughter by Negligence | Male | 0 | 0 | 0 | 0 | 0 | 0 | 0 |
| | Female | 0 | 0 | 0 | 0 | 0 | 0 | 0 |
| Rape | Male | 0 | 1 | 1 | 0 | 0 | 0 | 2 |
| | Female | 0 | 0 | 0 | 0 | 0 | 1 | 1 |
| Robbery | Male | 0 | 0 | 1 | 0 | 0 | 1 | 2 |
| | Female | 0 | 0 | 0 | 0 | 0 | 0 | 0 |
| Aggravated Assault (Return A - 4a-d) | Male | 0 | 7 | 15 | 8 | 11 | 7 | 48 |
| | Female | 0 | 8 | 9 | 3 | 3 | 4 | 27 |
| Burglary - Breaking or Entering | Male | 0 | 1 | 5 | 2 | 3 | 2 | 13 |
| | Female | 0 | 0 | 0 | 0 | 0 | 0 | 0 |
| Larceny - Theft (Except Motor Vehicle Theft) | Male | 0 | 4 | 10 | 11 | 5 | 8 | 38 |
| | Female | 0 | 2 | 10 | 9 | 8 | 6 | 35 |
| Motor Vehicle Theft | Male | 0 | 0 | 3 | 1 | 3 | 1 | 8 |
| | Female | 0 | 0 | 1 | 2 | 1 | 0 | 4 |
| Arson | Male | 0 | 0 | 0 | 0 | 0 | 0 | 0 |
| | Female | 0 | 0 | 0 | 0 | 0 | 0 | 0 |
| Total Index Crimes Violations: Male | | 0 | 13 | 35 | 22 | 22 | 19 | 111 |
| Female | | 0 | 10 | 20 | 14 | 12 | 11 | 67 |

| Other Offenses: | | Under10 | 10-12 | 13-14 | 15 | 16 | 17 | Total |
|--|--------|---------|-------|-------|----|----|----|-------|
| Other Assaults (Return A - 4e) | Male | 0 | 1 | 5 | 2 | 4 | 3 | 15 |
| | Female | 0 | 0 | 1 | 1 | 1 | 0 | 3 |
| Forgery and Counterfeiting | Male | 0 | 0 | 0 | 0 | 0 | 0 | 0 |
| | Female | 0 | 0 | 0 | 0 | 0 | 0 | 0 |
| Fraud | Male | 0 | 0 | 0 | 0 | 0 | 0 | 0 |
| | Female | 0 | 0 | 0 | 0 | 0 | 0 | 0 |
| Embezzlement | Male | 0 | 0 | 0 | 1 | 0 | 0 | 1 |
| | Female | 0 | 0 | 0 | 0 | 0 | 0 | 0 |
| Stolen Property; Buying, Receiving, Possessing | Male | 0 | 0 | 0 | 0 | 0 | 1 | 1 |
| | Female | 0 | 0 | 0 | 0 | 0 | 0 | 0 |
| Vandalism | Male | 0 | 0 | 0 | 1 | 1 | 0 | 2 |
| | Female | 0 | 0 | 0 | 0 | 0 | 0 | 0 |
| Weapons; Carrying, Possessing, etc. | Male | 0 | 0 | 2 | 4 | 0 | 2 | 8 |
| | Female | 0 | 0 | 5 | 0 | 1 | 0 | 6 |
| Total Other Offense Violations: Male | | 0 | 1 | 7 | 8 | 5 | 6 | 27 |
| Female | | 0 | 0 | 6 | 1 | 2 | 0 | 9 |

| Prostitution and Commercialized Vice: | | Under10 | 10-12 | 13-14 | 15 | 16 | 17 | Total |
|---|--------|---------|-------|-------|----|----|----|-------|
| Prostitution | Male | 0 | 0 | 0 | 0 | 0 | 0 | 0 |
| | Female | 0 | 0 | 0 | 0 | 0 | 0 | 0 |
| Assisting or Promoting Prostitution | Male | 0 | 0 | 0 | 0 | 0 | 0 | 0 |
| | Female | 0 | 0 | 0 | 0 | 0 | 0 | 0 |
| Purchasing Prostitution | Male | 0 | 0 | 0 | 0 | 0 | 0 | 0 |
| | Female | 0 | 0 | 0 | 0 | 0 | 0 | 0 |
| Sex Offenses (Except Forcible Rape and Prostitution) | Male | 0 | 0 | 0 | 0 | 0 | 0 | 0 |
| | Female | 0 | 0 | 1 | 0 | 0 | 0 | 1 |
| Total Prostitution & Commercialized Vice Violations: Male | | 0 | 0 | 0 | 0 | 0 | 0 | 0 |
| Female | | 0 | 0 | 1 | 0 | 0 | 0 | 1 |

2016 Sparks PD Arrests - Juvenile
Under 18 Years of Age

Drug Abuse Violations:

| Sale/Manufacturing: | | Under10 | 10-12 | 13-14 | 15 | 16 | 17 | Total |
|--|--------|----------------|--------------|--------------|-----------|-----------|-----------|--------------|
| Opium or Cocaine and Their Derivatives (Morphine, Heroin, Codeine) | Male | 0 | 0 | 0 | 0 | 0 | 0 | 0 |
| | Female | 0 | 0 | 0 | 0 | 0 | 0 | 0 |
| Marijuana | Male | 0 | 0 | 0 | 0 | 0 | 1 | 1 |
| | Female | 0 | 0 | 0 | 0 | 0 | 0 | 0 |
| Synthetic Narcotics - Manufactured Narcotics Which Can Cause True Drug Addiction Demerol, Methadones) | Male | 0 | 0 | 0 | 0 | 1 | 0 | 1 |
| | Female | 0 | 0 | 0 | 0 | 0 | 0 | 0 |
| Other - Dangerous Nonnarcotic Drugs (Barbiturates, Benzedrine) | Male | 0 | 0 | 0 | 0 | 0 | 0 | 0 |
| | Female | 0 | 0 | 0 | 0 | 0 | 0 | 0 |
| Possession: | | | | | | | | 0 |
| Opium or Cocaine and Their Derivatives (Morphine, Heroin, Codeine) | Male | 0 | 0 | 0 | 0 | 0 | 0 | 0 |
| | Female | 0 | 0 | 0 | 0 | 0 | 0 | 0 |
| Marijuana | Male | 0 | 0 | 2 | 1 | 0 | 2 | 5 |
| | Female | 0 | 0 | 1 | 0 | 0 | 0 | 1 |
| Synthetic Narcotics - Manufactured Narcotics Which Can Cause True Drug Addiction (Demerol, Methadones) | Male | 0 | 0 | 0 | 0 | 1 | 1 | 2 |
| | Female | 0 | 0 | 0 | 0 | 0 | 0 | 0 |
| Other - Dangerous Nonnarcotic Drugs (Barbiturates, Benzedrine) | Male | 0 | 0 | 0 | 0 | 0 | 0 | 0 |
| | Female | 0 | 0 | 0 | 0 | 0 | 0 | 0 |
| Total Drug Abuse Violations: | | Male | 0 | 0 | 2 | 1 | 2 | 4 |
| | | Female | 0 | 0 | 1 | 0 | 0 | 1 |

Gambling:

| | | Under10 | 10-12 | 13-14 | 15 | 16 | 17 | Total |
|-----------------------------------|--------|----------------|--------------|--------------|-----------|-----------|-----------|--------------|
| Bookmaking (Horse and Sport Book) | Male | 0 | 0 | 0 | 0 | 0 | 0 | 0 |
| | Female | 0 | 0 | 0 | 0 | 0 | 0 | 0 |
| Numbers and Lottery | Male | 0 | 0 | 0 | 0 | 0 | 0 | 0 |
| | Female | 0 | 0 | 0 | 0 | 0 | 0 | 0 |
| All Other Gambling | Male | 0 | 0 | 0 | 0 | 0 | 0 | 0 |
| | Female | 0 | 0 | 0 | 0 | 0 | 0 | 0 |
| Total Gambling Violations: | | Male | 0 | 0 | 0 | 0 | 0 | 0 |
| | | Female | 0 | 0 | 0 | 0 | 0 | 0 |

Miscellaneous:

| | | Under10 | 10-12 | 13-14 | 15 | 16 | 17 | Total |
|--|--------|----------------|--------------|--------------|-----------|-----------|-----------|--------------|
| Offenses Against the Family and Children | Male | 0 | 0 | 0 | 0 | 0 | 0 | 0 |
| | Female | 0 | 0 | 0 | 0 | 0 | 0 | 0 |
| Driving Under the Influence | Male | 0 | 0 | 0 | 0 | 0 | 0 | 0 |
| | Female | 0 | 0 | 0 | 0 | 0 | 0 | 0 |
| Liquor Laws | Male | 0 | 0 | 3 | 1 | 6 | 6 | 16 |
| | Female | 0 | 1 | 2 | 1 | 2 | 3 | 9 |
| Drunkenness | Male | 0 | 0 | 0 | 0 | 0 | 0 | 0 |
| | Female | 0 | 0 | 0 | 0 | 0 | 0 | 0 |
| Disorderly Conduct | Male | 0 | 0 | 0 | 0 | 1 | 0 | 1 |
| | Female | 0 | 1 | 0 | 0 | 0 | 0 | 1 |
| Vagrancy | Male | 0 | 0 | 0 | 0 | 0 | 0 | 0 |
| | Female | 0 | 0 | 0 | 0 | 0 | 0 | 0 |
| All Other Offenses (Except Traffic) | Male | 0 | 1 | 18 | 6 | 13 | 24 | 62 |
| | Female | 0 | 3 | 11 | 7 | 9 | 11 | 41 |
| Suspicion | Male | 0 | 0 | 1 | 1 | 0 | 1 | 3 |
| | Female | 0 | 0 | 0 | 0 | 0 | 0 | 0 |
| Total Miscellaneous Violations: | | Male | 0 | 1 | 22 | 8 | 20 | 31 |
| | | Female | 0 | 5 | 13 | 8 | 11 | 51 |

Human Trafficking:

| | | Under10 | 10-12 | 13-14 | 15 | 16 | 17 | Total |
|--|--------|----------------|--------------|--------------|-----------|-----------|-----------|--------------|
| Human Trafficking/ Commercial Sex Acts | Male | 0 | 0 | 0 | 0 | 0 | 0 | 0 |
| | Female | 0 | 0 | 0 | 0 | 0 | 0 | 0 |
| Human Trafficking/ Involuntary Servitude | Male | 0 | 0 | 0 | 0 | 0 | 0 | 0 |
| | Female | 0 | 0 | 0 | 0 | 0 | 0 | 0 |
| Total Human Trafficking Violations: | | Male | 0 | 0 | 0 | 0 | 0 | 0 |
| | | Female | 0 | 0 | 0 | 0 | 0 | 0 |

2016 UNR PD Arrests - Juvenile
Under 18 Years of Age

| Index Crime: | | Under10 | 10-12 | 13-14 | 15 | 16 | 17 | Total |
|--|--------|---------|-------|-------|----|----|----|-------|
| Murder and Nonnegligent Manslaughter | Male | 0 | 0 | 0 | 0 | 0 | 0 | 0 |
| | Female | 0 | 0 | 0 | 0 | 0 | 0 | 0 |
| Manslaughter by Negligence | Male | 0 | 0 | 0 | 0 | 0 | 0 | 0 |
| | Female | 0 | 0 | 0 | 0 | 0 | 0 | 0 |
| Rape | Male | 0 | 0 | 0 | 0 | 0 | 0 | 0 |
| | Female | 0 | 0 | 0 | 0 | 0 | 0 | 0 |
| Robbery | Male | 0 | 0 | 0 | 0 | 0 | 0 | 0 |
| | Female | 0 | 0 | 0 | 0 | 0 | 0 | 0 |
| Aggravated Assault (Return A - 4a-d) | Male | 0 | 0 | 0 | 0 | 0 | 0 | 0 |
| | Female | 0 | 0 | 0 | 0 | 0 | 0 | 0 |
| Burglary - Breaking or Entering | Male | 0 | 0 | 0 | 0 | 0 | 0 | 0 |
| | Female | 0 | 0 | 0 | 0 | 0 | 0 | 0 |
| Larceny - Theft (Except Motor Vehicle Theft) | Male | 0 | 0 | 0 | 0 | 0 | 0 | 0 |
| | Female | 0 | 0 | 0 | 0 | 0 | 0 | 0 |
| Motor Vehicle Theft | Male | 0 | 0 | 0 | 0 | 0 | 0 | 0 |
| | Female | 0 | 0 | 0 | 0 | 0 | 0 | 0 |
| Arson | Male | 0 | 0 | 0 | 0 | 0 | 0 | 0 |
| | Female | 0 | 0 | 0 | 0 | 0 | 0 | 0 |
| Total Index Crimes Violations: Male | | 0 | 0 | 0 | 0 | 0 | 0 | 0 |
| Female | | 0 | 0 | 0 | 0 | 0 | 0 | 0 |

| Other Offenses: | | Under10 | 10-12 | 13-14 | 15 | 16 | 17 | Total |
|--|--------|---------|-------|-------|----|----|----|-------|
| Other Assaults (Return A - 4e) | Male | 0 | 0 | 0 | 0 | 0 | 0 | 0 |
| | Female | 0 | 0 | 0 | 0 | 0 | 0 | 0 |
| Forgery and Counterfeiting | Male | 0 | 0 | 0 | 0 | 0 | 0 | 0 |
| | Female | 0 | 0 | 0 | 0 | 0 | 0 | 0 |
| Fraud | Male | 0 | 0 | 0 | 0 | 0 | 0 | 0 |
| | Female | 0 | 0 | 0 | 0 | 0 | 0 | 0 |
| Embezzlement | Male | 0 | 0 | 0 | 0 | 0 | 0 | 0 |
| | Female | 0 | 0 | 0 | 0 | 0 | 0 | 0 |
| Stolen Property; Buying, Receiving, Possessing | Male | 0 | 0 | 0 | 0 | 0 | 0 | 0 |
| | Female | 0 | 0 | 0 | 0 | 0 | 0 | 0 |
| Vandalism | Male | 0 | 0 | 0 | 0 | 0 | 0 | 0 |
| | Female | 0 | 0 | 0 | 0 | 0 | 0 | 0 |
| Weapons; Carrying, Possessing, etc. | Male | 0 | 0 | 0 | 0 | 0 | 0 | 0 |
| | Female | 0 | 0 | 0 | 0 | 0 | 0 | 0 |
| Total Other Offense Violations: Male | | 0 | 0 | 0 | 0 | 0 | 0 | 0 |
| Female | | 0 | 0 | 0 | 0 | 0 | 0 | 0 |

| Prostitution and Commercialized Vice: | | Under10 | 10-12 | 13-14 | 15 | 16 | 17 | Total |
|---|--------|---------|-------|-------|----|----|----|-------|
| Prostitution | Male | 0 | 0 | 0 | 0 | 0 | 0 | 0 |
| | Female | 0 | 0 | 0 | 0 | 0 | 0 | 0 |
| Assisting or Promoting Prostitution | Male | 0 | 0 | 0 | 0 | 0 | 0 | 0 |
| | Female | 0 | 0 | 0 | 0 | 0 | 0 | 0 |
| Purchasing Prostitution | Male | 0 | 0 | 0 | 0 | 0 | 0 | 0 |
| | Female | 0 | 0 | 0 | 0 | 0 | 0 | 0 |
| Sex Offenses (Except Forcible Rape and Prostitution) | Male | 0 | 0 | 0 | 0 | 0 | 0 | 0 |
| | Female | 0 | 0 | 0 | 0 | 0 | 0 | 0 |
| Total Prostitution & Commercialized Vice Violations: Male | | 0 | 0 | 0 | 0 | 0 | 0 | 0 |
| Female | | 0 | 0 | 0 | 0 | 0 | 0 | 0 |

2016 UNR PD Arrests - Juvenile
Under 18 Years of Age

Drug Abuse Violations:

| Sale/Manufacturing: | | Under10 | 10-12 | 13-14 | 15 | 16 | 17 | Total |
|--|--------|----------------|--------------|--------------|-----------|-----------|-----------|--------------|
| Opium or Cocaine and Their Derivatives (Morphine, Heroin, Codeine) | Male | 0 | 0 | 0 | 0 | 0 | 0 | 0 |
| | Female | 0 | 0 | 0 | 0 | 0 | 0 | 0 |
| Marijuana | Male | 0 | 0 | 0 | 0 | 0 | 0 | 0 |
| | Female | 0 | 0 | 0 | 0 | 0 | 0 | 0 |
| Synthetic Narcotics - Manufactured Narcotics Which Can Cause True Drug Addiction Demerol, Methadones) | Male | 0 | 0 | 0 | 0 | 0 | 0 | 0 |
| | Female | 0 | 0 | 0 | 0 | 0 | 0 | 0 |
| Other - Dangerous Nonnarcotic Drugs (Barbiturates, Benzedrine) | Male | 0 | 0 | 0 | 0 | 0 | 0 | 0 |
| | Female | 0 | 0 | 0 | 0 | 0 | 0 | 0 |
| Possession: | | | | | | | | 0 |
| Opium or Cocaine and Their Derivatives (Morphine, Heroin, Codeine) | Male | 0 | 0 | 0 | 0 | 0 | 0 | 0 |
| | Female | 0 | 0 | 0 | 0 | 0 | 0 | 0 |
| Marijuana | Male | 0 | 0 | 0 | 0 | 0 | 0 | 0 |
| | Female | 0 | 0 | 0 | 0 | 0 | 0 | 0 |
| Synthetic Narcotics - Manufactured Narcotics Which Can Cause True Drug Addiction (Demerol, Methadones) | Male | 0 | 0 | 0 | 0 | 0 | 0 | 0 |
| | Female | 0 | 0 | 0 | 0 | 0 | 0 | 0 |
| Other - Dangerous Nonnarcotic Drugs (Barbiturates, Benzedrine) | Male | 0 | 0 | 0 | 0 | 0 | 0 | 0 |
| | Female | 0 | 0 | 0 | 0 | 0 | 0 | 0 |
| Total Drug Abuse Violations: | | Male | 0 | 0 | 0 | 0 | 0 | 0 |
| | | Female | 0 | 0 | 0 | 0 | 0 | 0 |

Gambling:

| | | Under10 | 10-12 | 13-14 | 15 | 16 | 17 | Total |
|-----------------------------------|--------|----------------|--------------|--------------|-----------|-----------|-----------|--------------|
| Bookmaking (Horse and Sport Book) | Male | 0 | 0 | 0 | 0 | 0 | 0 | 0 |
| | Female | 0 | 0 | 0 | 0 | 0 | 0 | 0 |
| Numbers and Lottery | Male | 0 | 0 | 0 | 0 | 0 | 0 | 0 |
| | Female | 0 | 0 | 0 | 0 | 0 | 0 | 0 |
| All Other Gambling | Male | 0 | 0 | 0 | 0 | 0 | 0 | 0 |
| | Female | 0 | 0 | 0 | 0 | 0 | 0 | 0 |
| Total Gambling Violations: | | Male | 0 | 0 | 0 | 0 | 0 | 0 |
| | | Female | 0 | 0 | 0 | 0 | 0 | 0 |

Miscellaneous:

| | | Under10 | 10-12 | 13-14 | 15 | 16 | 17 | Total |
|--|--------|----------------|--------------|--------------|-----------|-----------|-----------|--------------|
| Offenses Against the Family and Children | Male | 0 | 0 | 0 | 0 | 0 | 0 | 0 |
| | Female | 0 | 0 | 0 | 0 | 0 | 0 | 0 |
| Driving Under the Influence | Male | 0 | 0 | 0 | 0 | 0 | 0 | 0 |
| | Female | 0 | 0 | 0 | 0 | 0 | 0 | 0 |
| Liquor Laws | Male | 0 | 0 | 0 | 0 | 0 | 1 | 1 |
| | Female | 0 | 0 | 0 | 0 | 0 | 0 | 0 |
| Drunkenness | Male | 0 | 0 | 0 | 0 | 0 | 0 | 0 |
| | Female | 0 | 0 | 0 | 0 | 0 | 0 | 0 |
| Disorderly Conduct | Male | 0 | 0 | 0 | 0 | 0 | 0 | 0 |
| | Female | 0 | 0 | 0 | 0 | 0 | 0 | 0 |
| Vagrancy | Male | 0 | 0 | 0 | 0 | 0 | 0 | 0 |
| | Female | 0 | 0 | 0 | 0 | 0 | 0 | 0 |
| All Other Offenses (Except Traffic) | Male | 0 | 0 | 0 | 0 | 0 | 0 | 0 |
| | Female | 0 | 0 | 0 | 0 | 0 | 0 | 0 |
| Suspicion | Male | 0 | 0 | 0 | 0 | 0 | 0 | 0 |
| | Female | 0 | 0 | 0 | 0 | 0 | 0 | 0 |
| Total Miscellaneous Violations: | | Male | 0 | 0 | 0 | 0 | 1 | 1 |
| | | Female | 0 | 0 | 0 | 0 | 0 | 0 |

Human Trafficking:

| | | Under10 | 10-12 | 13-14 | 15 | 16 | 17 | Total |
|--|--------|----------------|--------------|--------------|-----------|-----------|-----------|--------------|
| Human Trafficking/ Commercial Sex Acts | Male | 0 | 0 | 0 | 0 | 0 | 0 | 0 |
| | Female | 0 | 0 | 0 | 0 | 0 | 0 | 0 |
| Human Trafficking/ Involuntary Servitude | Male | 0 | 0 | 0 | 0 | 0 | 0 | 0 |
| | Female | 0 | 0 | 0 | 0 | 0 | 0 | 0 |
| Total Human Trafficking Violations: | | Male | 0 | 0 | 0 | 0 | 0 | 0 |
| | | Female | 0 | 0 | 0 | 0 | 0 | 0 |

2016 Washoe County School District PD Arrests - Juvenile
Under 18 Years of Age

| Index Crime: | | Under10 | 10-12 | 13-14 | 15 | 16 | 17 | Total |
|--|---------------|----------|----------|-----------|----------|----------|----------|-----------|
| Murder and Nonnegligent Manslaughter | Male | 0 | 0 | 0 | 0 | 0 | 0 | 0 |
| | Female | 0 | 0 | 0 | 0 | 0 | 0 | 0 |
| Manslaughter by Negligence | Male | 0 | 0 | 0 | 0 | 0 | 0 | 0 |
| | Female | 0 | 0 | 0 | 0 | 0 | 0 | 0 |
| Rape | Male | 0 | 0 | 0 | 0 | 0 | 0 | 0 |
| | Female | 0 | 0 | 0 | 0 | 0 | 0 | 0 |
| Robbery | Male | 0 | 0 | 2 | 0 | 0 | 0 | 2 |
| | Female | 0 | 0 | 0 | 0 | 0 | 0 | 0 |
| Aggravated Assault (Return A - 4a-d) | Male | 0 | 3 | 3 | 3 | 1 | 1 | 11 |
| | Female | 0 | 0 | 3 | 0 | 0 | 0 | 3 |
| Burglary - Breaking or Entering | Male | 0 | 1 | 0 | 0 | 0 | 0 | 1 |
| | Female | 0 | 4 | 0 | 0 | 0 | 0 | 4 |
| Larceny - Theft (Except Motor Vehicle Theft) | Male | 0 | 2 | 6 | 5 | 5 | 0 | 18 |
| | Female | 0 | 0 | 2 | 1 | 0 | 0 | 3 |
| Motor Vehicle Theft | Male | 0 | 0 | 0 | 0 | 0 | 0 | 0 |
| | Female | 0 | 0 | 0 | 0 | 0 | 0 | 0 |
| Arson | Male | 0 | 2 | 1 | 1 | 0 | 0 | 4 |
| | Female | 0 | 0 | 0 | 0 | 0 | 0 | 0 |
| Total Index Crimes Violations: | | | | | | | | |
| | Male | 0 | 8 | 12 | 9 | 6 | 1 | 36 |
| | Female | 0 | 4 | 5 | 1 | 0 | 0 | 10 |

| Other Offenses: | | Under10 | 10-12 | 13-14 | 15 | 16 | 17 | Total |
|--|---------------|----------|-----------|-----------|-----------|-----------|-----------|------------|
| Other Assaults (Return A - 4e) | Male | 0 | 35 | 37 | 25 | 7 | 15 | 119 |
| | Female | 0 | 9 | 31 | 8 | 9 | 6 | 63 |
| Forgery and Counterfeiting | Male | 0 | 2 | 1 | 1 | 0 | 0 | 4 |
| | Female | 0 | 0 | 0 | 0 | 0 | 0 | 0 |
| Fraud | Male | 0 | 0 | 0 | 0 | 0 | 0 | 0 |
| | Female | 0 | 0 | 0 | 0 | 0 | 0 | 0 |
| Embezzlement | Male | 0 | 0 | 0 | 0 | 0 | 0 | 0 |
| | Female | 0 | 0 | 0 | 0 | 1 | 0 | 1 |
| Stolen Property; Buying, Receiving, Possessing | Male | 0 | 0 | 0 | 0 | 0 | 0 | 0 |
| | Female | 0 | 0 | 0 | 0 | 0 | 0 | 0 |
| Vandalism | Male | 0 | 1 | 2 | 1 | 0 | 0 | 4 |
| | Female | 0 | 1 | 0 | 1 | 2 | 0 | 4 |
| Weapons; Carrying, Possessing, etc. | Male | 0 | 3 | 10 | 2 | 2 | 6 | 23 |
| | Female | 0 | 1 | 0 | 0 | 0 | 0 | 1 |
| Total Other Offense Violations: | | | | | | | | |
| | Male | 0 | 41 | 50 | 29 | 9 | 21 | 150 |
| | Female | 0 | 11 | 31 | 9 | 12 | 6 | 69 |

| Prostitution and Commercialized Vice: | | Under10 | 10-12 | 13-14 | 15 | 16 | 17 | Total |
|---|---------------|----------|----------|----------|----------|----------|----------|----------|
| Prostitution | Male | 0 | 0 | 0 | 0 | 0 | 0 | 0 |
| | Female | 0 | 0 | 0 | 0 | 0 | 0 | 0 |
| Assisting or Promoting Prostitution | Male | 0 | 0 | 0 | 0 | 0 | 0 | 0 |
| | Female | 0 | 0 | 0 | 0 | 0 | 0 | 0 |
| Purchasing Prostitution | Male | 0 | 0 | 0 | 0 | 0 | 0 | 0 |
| | Female | 0 | 0 | 0 | 0 | 0 | 0 | 0 |
| Sex Offenses (Except Forcible Rape and Prostitution) | Male | 0 | 3 | 1 | 0 | 0 | 0 | 4 |
| | Female | 0 | 0 | 0 | 0 | 0 | 0 | 0 |
| Total Prostitution & Commercialized Vice Violations: | | | | | | | | |
| | Male | 0 | 3 | 1 | 0 | 0 | 0 | 4 |
| | Female | 0 | 0 | 0 | 0 | 0 | 0 | 0 |

2016 Washoe County School District PD Arrests - Juvenile
Under 18 Years of Age

Drug Abuse Violations:

| Sale/Manufacturing: | | Under10 | 10-12 | 13-14 | 15 | 16 | 17 | Total |
|--|--------|----------------|--------------|--------------|-----------|-----------|-----------|--------------|
| Opium or Cocaine and Their Derivatives (Morphine, Heroin, Codeine) | Male | 0 | 0 | 0 | 0 | 0 | 0 | 0 |
| | Female | 0 | 0 | 1 | 0 | 1 | 0 | 2 |
| Marijuana | Male | 0 | 2 | 7 | 0 | 0 | 3 | 12 |
| | Female | 0 | 0 | 0 | 1 | 0 | 0 | 1 |
| Synthetic Narcotics - Manufactured Narcotics Which Can Cause True Drug Addiction Demerol, Methadones) | Male | 0 | 0 | 0 | 0 | 1 | 0 | 1 |
| | Female | 0 | 0 | 0 | 0 | 0 | 0 | 0 |
| Other - Dangerous Nonnarcotic Drugs (Barbiturates, Benzedrine) | Male | 0 | 0 | 0 | 0 | 0 | 1 | 1 |
| | Female | 0 | 0 | 0 | 0 | 0 | 0 | 0 |
| Possession: | | | | | | | | 0 |
| Opium or Cocaine and Their Derivatives (Morphine, Heroin, Codeine) | Male | 0 | 0 | 0 | 0 | 0 | 0 | 0 |
| | Female | 0 | 0 | 0 | 0 | 0 | 0 | 0 |
| Marijuana | Male | 0 | 11 | 34 | 20 | 16 | 13 | 94 |
| | Female | 0 | 7 | 28 | 14 | 12 | 5 | 66 |
| Synthetic Narcotics - Manufactured Narcotics Which Can Cause True Drug Addiction (Demerol, Methadones) | Male | 0 | 0 | 3 | 0 | 0 | 5 | 8 |
| | Female | 0 | 0 | 0 | 3 | 0 | 0 | 3 |
| Other - Dangerous Nonnarcotic Drugs (Barbiturates, Benzedrine) | Male | 0 | 0 | 0 | 2 | 0 | 0 | 2 |
| | Female | 0 | 0 | 0 | 0 | 0 | 0 | 0 |
| Total Drug Abuse Violations: Male | | 0 | 13 | 44 | 22 | 17 | 22 | 118 |
| Female | | 0 | 7 | 29 | 18 | 13 | 5 | 72 |

Gambling:

| | | Under10 | 10-12 | 13-14 | 15 | 16 | 17 | Total |
|--|--------|----------------|--------------|--------------|-----------|-----------|-----------|--------------|
| Bookmaking (Horse and Sport Book) | Male | 0 | 0 | 0 | 0 | 0 | 0 | 0 |
| | Female | 0 | 0 | 0 | 0 | 0 | 0 | 0 |
| Numbers and Lottery | Male | 0 | 0 | 0 | 0 | 0 | 0 | 0 |
| | Female | 0 | 0 | 0 | 0 | 0 | 0 | 0 |
| All Other Gambling | Male | 0 | 0 | 0 | 0 | 0 | 0 | 0 |
| | Female | 0 | 0 | 0 | 0 | 0 | 0 | 0 |
| Total Gambling Violations: Male | | 0 | 0 | 0 | 0 | 0 | 0 | 0 |
| Female | | 0 | 0 | 0 | 0 | 0 | 0 | 0 |

Miscellaneous:

| | | Under10 | 10-12 | 13-14 | 15 | 16 | 17 | Total |
|---|--------|----------------|--------------|--------------|-----------|-----------|-----------|--------------|
| Offenses Against the Family and Children | Male | 0 | 0 | 0 | 0 | 0 | 0 | 0 |
| | Female | 0 | 0 | 0 | 0 | 0 | 0 | 0 |
| Driving Under the Influence | Male | 0 | 0 | 0 | 0 | 0 | 0 | 0 |
| | Female | 0 | 0 | 0 | 0 | 0 | 0 | 0 |
| Liquor Laws | Male | 0 | 0 | 19 | 15 | 17 | 14 | 65 |
| | Female | 0 | 0 | 17 | 10 | 16 | 5 | 48 |
| Drunkenness | Male | 0 | 0 | 0 | 0 | 0 | 0 | 0 |
| | Female | 0 | 0 | 0 | 0 | 0 | 0 | 0 |
| Disorderly Conduct | Male | 0 | 6 | 13 | 11 | 8 | 6 | 44 |
| | Female | 0 | 1 | 6 | 1 | 2 | 8 | 18 |
| Vagrancy | Male | 0 | 0 | 0 | 0 | 0 | 0 | 0 |
| | Female | 0 | 0 | 0 | 0 | 0 | 0 | 0 |
| All Other Offenses (Except Traffic) | Male | 0 | 9 | 21 | 14 | 11 | 9 | 64 |
| | Female | 0 | 4 | 13 | 8 | 3 | 2 | 30 |
| Suspicion | Male | 0 | 0 | 0 | 0 | 0 | 0 | 0 |
| | Female | 0 | 0 | 0 | 0 | 0 | 0 | 0 |
| Total Miscellaneous Violations: Male | | 0 | 15 | 53 | 40 | 36 | 29 | 173 |
| Female | | 0 | 5 | 36 | 19 | 21 | 15 | 96 |

Human Trafficking:

| | | Under10 | 10-12 | 13-14 | 15 | 16 | 17 | Total |
|---|--------|----------------|--------------|--------------|-----------|-----------|-----------|--------------|
| Human Trafficking/ Commercial Sex Acts | Male | 0 | 0 | 0 | 0 | 0 | 0 | 0 |
| | Female | 0 | 0 | 0 | 0 | 0 | 0 | 0 |
| Human Trafficking/ Involuntary Servitude | Male | 0 | 0 | 0 | 0 | 0 | 0 | 0 |
| | Female | 0 | 0 | 0 | 0 | 0 | 0 | 0 |
| Total Human Trafficking Violations: Male | | 0 | 0 | 0 | 0 | 0 | 0 | 0 |
| Female | | 0 | 0 | 0 | 0 | 0 | 0 | 0 |

2016 Washoe County SO Arrests - Juvenile
Under 18 Years of Age

| Index Crime: | | Under10 | 10-12 | 13-14 | 15 | 16 | 17 | Total |
|--|--------|----------|----------|-----------|-----------|-----------|-----------|-----------|
| Murder and Nonnegligent Manslaughter | Male | 0 | 0 | 0 | 0 | 0 | 0 | 0 |
| | Female | 0 | 0 | 0 | 0 | 0 | 0 | 0 |
| Manslaughter by Negligence | Male | 0 | 0 | 0 | 0 | 0 | 0 | 0 |
| | Female | 0 | 0 | 0 | 0 | 0 | 0 | 0 |
| Rape | Male | 0 | 0 | 0 | 1 | 1 | 0 | 2 |
| | Female | 0 | 0 | 0 | 0 | 0 | 0 | 0 |
| Robbery | Male | 0 | 0 | 0 | 1 | 2 | 1 | 4 |
| | Female | 0 | 0 | 0 | 0 | 0 | 0 | 0 |
| Aggravated Assault (Return A - 4a-d) | Male | 0 | 1 | 9 | 6 | 5 | 3 | 24 |
| | Female | 0 | 0 | 0 | 0 | 1 | 0 | 1 |
| Burglary - Breaking or Entering | Male | 0 | 0 | 5 | 6 | 1 | 1 | 13 |
| | Female | 0 | 0 | 1 | 0 | 1 | 0 | 2 |
| Larceny - Theft (Except Motor Vehicle Theft) | Male | 0 | 0 | 1 | 1 | 4 | 7 | 13 |
| | Female | 0 | 0 | 1 | 0 | 0 | 0 | 1 |
| Motor Vehicle Theft | Male | 0 | 0 | 3 | 0 | 3 | 0 | 6 |
| | Female | 0 | 0 | 0 | 0 | 1 | 0 | 1 |
| Arson | Male | 0 | 0 | 0 | 1 | 0 | 0 | 1 |
| | Female | 0 | 0 | 0 | 0 | 0 | 0 | 0 |
| Total Index Crimes Violations: Male | | 0 | 1 | 18 | 16 | 16 | 12 | 63 |
| Female | | 0 | 0 | 2 | 0 | 3 | 0 | 5 |

| Other Offenses: | | Under10 | 10-12 | 13-14 | 15 | 16 | 17 | Total |
|--|--------|----------|----------|----------|----------|----------|----------|-----------|
| Other Assaults (Return A - 4e) | Male | 1 | 0 | 3 | 1 | 0 | 4 | 9 |
| | Female | 0 | 1 | 2 | 0 | 0 | 0 | 3 |
| Forgery and Counterfeiting | Male | 0 | 0 | 0 | 1 | 0 | 0 | 1 |
| | Female | 0 | 0 | 0 | 0 | 0 | 0 | 0 |
| Fraud | Male | 0 | 0 | 0 | 0 | 0 | 0 | 0 |
| | Female | 0 | 0 | 0 | 0 | 0 | 0 | 0 |
| Embezzlement | Male | 0 | 0 | 1 | 0 | 0 | 2 | 3 |
| | Female | 0 | 0 | 0 | 1 | 1 | 0 | 2 |
| Stolen Property; Buying, Receiving, Possessing | Male | 0 | 0 | 0 | 0 | 0 | 0 | 0 |
| | Female | 0 | 0 | 0 | 0 | 0 | 0 | 0 |
| Vandalism | Male | 0 | 0 | 1 | 1 | 0 | 1 | 3 |
| | Female | 0 | 0 | 0 | 0 | 0 | 0 | 0 |
| Weapons; Carrying, Possessing, etc. | Male | 0 | 0 | 4 | 1 | 1 | 0 | 6 |
| | Female | 0 | 0 | 0 | 2 | 0 | 0 | 2 |
| Total Other Offense Violations: Male | | 1 | 0 | 9 | 4 | 1 | 7 | 22 |
| Female | | 0 | 1 | 2 | 3 | 1 | 0 | 7 |

| Prostitution and Commercialized Vice: | | Under10 | 10-12 | 13-14 | 15 | 16 | 17 | Total |
|--|--------|----------|----------|----------|----------|----------|----------|----------|
| Prostitution | Male | 0 | 0 | 0 | 0 | 0 | 0 | 0 |
| | Female | 0 | 0 | 0 | 0 | 0 | 0 | 0 |
| Assisting or Promoting Prostitution | Male | 0 | 0 | 0 | 0 | 0 | 0 | 0 |
| | Female | 0 | 0 | 0 | 0 | 0 | 0 | 0 |
| Purchasing Prostitution | Male | 0 | 0 | 0 | 0 | 0 | 0 | 0 |
| | Female | 0 | 0 | 0 | 0 | 0 | 0 | 0 |
| Sex Offenses (Except Forcible Rape and Prostitution) | Male | 0 | 1 | 1 | 1 | 1 | 0 | 4 |
| | Female | 0 | 0 | 0 | 0 | 0 | 0 | 0 |
| Total Prostitution & Commercialized Vice Violations: Male | | 0 | 1 | 1 | 1 | 1 | 0 | 4 |
| Female | | 0 | 0 | 0 | 0 | 0 | 0 | 0 |

2016 Washoe County SO Arrests - Juvenile
Under 18 Years of Age

Drug Abuse Violations:

| Sale/Manufacturing: | | Under10 | 10-12 | 13-14 | 15 | 16 | 17 | Total |
|--|---------------|----------------|--------------|--------------|-----------|-----------|-----------|--------------|
| Opium or Cocaine and Their Derivatives (Morphine, Heroin, Codeine) | Male | 0 | 0 | 0 | 0 | 0 | 0 | 0 |
| | Female | 0 | 0 | 0 | 0 | 0 | 0 | 0 |
| Marijuana | Male | 0 | 0 | 0 | 0 | 1 | 1 | 2 |
| | Female | 0 | 0 | 0 | 0 | 0 | 1 | 1 |
| Synthetic Narcotics - Manufactured Narcotics Which Can Cause True Drug Addiction Demerol, Methadones) | Male | 0 | 0 | 0 | 0 | 0 | 0 | 0 |
| | Female | 0 | 0 | 0 | 0 | 0 | 0 | 0 |
| Other - Dangerous Nonnarcotic Drugs (Barbiturates, Benzedrine) | Male | 0 | 0 | 0 | 0 | 0 | 0 | 0 |
| | Female | 0 | 0 | 0 | 0 | 0 | 0 | 0 |
| Possession: | | | | | | | | 0 |
| Opium or Cocaine and Their Derivatives (Morphine, Heroin, Codeine) | Male | 0 | 0 | 0 | 0 | 0 | 0 | 0 |
| | Female | 0 | 0 | 0 | 0 | 0 | 0 | 0 |
| Marijuana | Male | 0 | 0 | 1 | 2 | 2 | 6 | 11 |
| | Female | 0 | 0 | 0 | 0 | 0 | 2 | 2 |
| Synthetic Narcotics - Manufactured Narcotics Which Can Cause True Drug Addiction (Demerol, Methadones) | Male | 0 | 0 | 0 | 0 | 0 | 0 | 0 |
| | Female | 0 | 0 | 0 | 0 | 0 | 0 | 0 |
| Other - Dangerous Nonnarcotic Drugs (Barbiturates, Benzedrine) | Male | 0 | 0 | 0 | 0 | 0 | 0 | 0 |
| | Female | 0 | 0 | 0 | 0 | 0 | 0 | 0 |
| Total Drug Abuse Violations: | Male | 0 | 0 | 1 | 2 | 3 | 7 | 13 |
| | Female | 0 | 0 | 0 | 0 | 0 | 3 | 3 |

Gambling:

| | | Under10 | 10-12 | 13-14 | 15 | 16 | 17 | Total |
|-----------------------------------|---------------|----------------|--------------|--------------|-----------|-----------|-----------|--------------|
| Bookmaking (Horse and Sport Book) | Male | 0 | 0 | 0 | 0 | 0 | 0 | 0 |
| | Female | 0 | 0 | 0 | 0 | 0 | 0 | 0 |
| Numbers and Lottery | Male | 0 | 0 | 0 | 0 | 0 | 0 | 0 |
| | Female | 0 | 0 | 0 | 0 | 0 | 0 | 0 |
| All Other Gambling | Male | 0 | 0 | 0 | 0 | 0 | 0 | 0 |
| | Female | 0 | 0 | 0 | 0 | 0 | 0 | 0 |
| Total Gambling Violations: | Male | 0 | 0 | 0 | 0 | 0 | 0 | 0 |
| | Female | 0 | 0 | 0 | 0 | 0 | 0 | 0 |

Miscellaneous:

| | | Under10 | 10-12 | 13-14 | 15 | 16 | 17 | Total |
|--|---------------|----------------|--------------|--------------|-----------|-----------|-----------|--------------|
| Offenses Against the Family and Children | Male | 0 | 0 | 0 | 0 | 0 | 0 | 0 |
| | Female | 0 | 0 | 0 | 0 | 0 | 0 | 0 |
| Driving Under the Influence | Male | 0 | 0 | 0 | 0 | 0 | 5 | 5 |
| | Female | 0 | 0 | 0 | 0 | 0 | 2 | 2 |
| Liquor Laws | Male | 0 | 0 | 5 | 4 | 2 | 11 | 22 |
| | Female | 0 | 0 | 1 | 1 | 3 | 4 | 9 |
| Drunkenness | Male | 0 | 0 | 0 | 0 | 0 | 0 | 0 |
| | Female | 0 | 0 | 0 | 0 | 0 | 0 | 0 |
| Disorderly Conduct | Male | 0 | 0 | 1 | 0 | 0 | 0 | 1 |
| | Female | 0 | 0 | 0 | 0 | 0 | 0 | 0 |
| Vagrancy | Male | 0 | 0 | 0 | 0 | 0 | 0 | 0 |
| | Female | 0 | 0 | 0 | 0 | 0 | 0 | 0 |
| All Other Offenses (Except Traffic) | Male | 0 | 1 | 10 | 3 | 10 | 32 | 56 |
| | Female | 0 | 0 | 8 | 3 | 5 | 6 | 22 |
| Suspicion | Male | 0 | 0 | 0 | 0 | 0 | 0 | 0 |
| | Female | 0 | 0 | 0 | 0 | 0 | 0 | 0 |
| Total Miscellaneous Violations: | Male | 0 | 1 | 16 | 7 | 12 | 48 | 84 |
| | Female | 0 | 0 | 9 | 4 | 8 | 12 | 33 |

Human Trafficking:

| | | Under10 | 10-12 | 13-14 | 15 | 16 | 17 | Total |
|--|---------------|----------------|--------------|--------------|-----------|-----------|-----------|--------------|
| Human Trafficking/ Commercial Sex Acts | Male | 0 | 0 | 0 | 0 | 0 | 0 | 0 |
| | Female | 0 | 0 | 0 | 0 | 0 | 0 | 0 |
| Human Trafficking/ Involuntary Servitude | Male | 0 | 0 | 0 | 0 | 0 | 0 | 0 |
| | Female | 0 | 0 | 0 | 0 | 0 | 0 | 0 |
| Total Human Trafficking Violations: | Male | 0 | 0 | 0 | 0 | 0 | 0 | 0 |
| | Female | 0 | 0 | 0 | 0 | 0 | 0 | 0 |

2016 White Pine County Arrests - Juvenile
Under 18 Years of Age

| Index Crime: | | Under10 | 10-12 | 13-14 | 15 | 16 | 17 | Total |
|--|--------|----------|----------|----------|----------|----------|----------|----------|
| Murder and Nonnegligent Manslaughter | Male | 0 | 0 | 0 | 0 | 0 | 0 | 0 |
| | Female | 0 | 0 | 0 | 0 | 0 | 0 | 0 |
| Manslaughter by Negligence | Male | 0 | 0 | 0 | 0 | 0 | 0 | 0 |
| | Female | 0 | 0 | 0 | 0 | 0 | 0 | 0 |
| Rape | Male | 0 | 0 | 0 | 0 | 0 | 0 | 0 |
| | Female | 0 | 0 | 0 | 0 | 0 | 0 | 0 |
| Robbery | Male | 0 | 0 | 0 | 0 | 0 | 0 | 0 |
| | Female | 0 | 0 | 0 | 0 | 0 | 0 | 0 |
| Aggravated Assault (Return A - 4a-d) | Male | 0 | 0 | 0 | 0 | 0 | 0 | 0 |
| | Female | 0 | 0 | 0 | 0 | 0 | 0 | 0 |
| Burglary - Breaking or Entering | Male | 0 | 0 | 0 | 2 | 1 | 0 | 3 |
| | Female | 0 | 0 | 0 | 0 | 0 | 0 | 0 |
| Larceny - Theft (Except Motor Vehicle Theft) | Male | 0 | 0 | 1 | 0 | 1 | 0 | 2 |
| | Female | 0 | 0 | 0 | 0 | 0 | 0 | 0 |
| Motor Vehicle Theft | Male | 0 | 0 | 0 | 1 | 0 | 0 | 1 |
| | Female | 0 | 0 | 0 | 0 | 0 | 0 | 0 |
| Arson | Male | 0 | 0 | 0 | 0 | 0 | 0 | 0 |
| | Female | 0 | 0 | 0 | 0 | 0 | 0 | 0 |
| Total Index Crimes Violations: Male | | 0 | 0 | 1 | 3 | 2 | 0 | 6 |
| Female | | 0 | 0 | 0 | 0 | 0 | 0 | 0 |

| Other Offenses: | | Under10 | 10-12 | 13-14 | 15 | 16 | 17 | Total |
|--|--------|----------|----------|----------|----------|----------|----------|----------|
| Other Assaults (Return A - 4e) | Male | 0 | 0 | 1 | 0 | 0 | 0 | 1 |
| | Female | 0 | 0 | 0 | 0 | 0 | 0 | 0 |
| Forgery and Counterfeiting | Male | 0 | 0 | 0 | 0 | 0 | 0 | 0 |
| | Female | 0 | 0 | 0 | 0 | 0 | 0 | 0 |
| Fraud | Male | 0 | 0 | 0 | 0 | 0 | 0 | 0 |
| | Female | 0 | 0 | 0 | 0 | 0 | 0 | 0 |
| Embezzlement | Male | 0 | 0 | 0 | 0 | 0 | 0 | 0 |
| | Female | 0 | 0 | 0 | 0 | 0 | 0 | 0 |
| Stolen Property; Buying, Receiving, Possessing | Male | 0 | 0 | 0 | 0 | 0 | 0 | 0 |
| | Female | 0 | 0 | 0 | 0 | 0 | 0 | 0 |
| Vandalism | Male | 0 | 0 | 0 | 0 | 0 | 0 | 0 |
| | Female | 0 | 0 | 0 | 0 | 0 | 0 | 0 |
| Weapons; Carrying, Possessing, etc. | Male | 0 | 0 | 0 | 0 | 0 | 0 | 0 |
| | Female | 0 | 0 | 0 | 0 | 0 | 0 | 0 |
| Total Other Offense Violations: Male | | 0 | 0 | 1 | 0 | 0 | 0 | 1 |
| Female | | 0 | 0 | 0 | 0 | 0 | 0 | 0 |

| Prostitution and Commercialized Vice: | | Under10 | 10-12 | 13-14 | 15 | 16 | 17 | Total |
|--|--------|----------|----------|----------|----------|----------|----------|----------|
| Prostitution | Male | 0 | 0 | 0 | 0 | 0 | 0 | 0 |
| | Female | 0 | 0 | 0 | 0 | 0 | 0 | 0 |
| Assisting or Promoting Prostitution | Male | 0 | 0 | 0 | 0 | 0 | 0 | 0 |
| | Female | 0 | 0 | 0 | 0 | 0 | 0 | 0 |
| Purchasing Prostitution | Male | 0 | 0 | 0 | 0 | 0 | 0 | 0 |
| | Female | 0 | 0 | 0 | 0 | 0 | 0 | 0 |
| Sex Offenses (Except Forcible Rape and Prostitution) | Male | 0 | 0 | 0 | 0 | 0 | 0 | 0 |
| | Female | 0 | 0 | 0 | 0 | 0 | 0 | 0 |
| Total Prostitution & Commercialized Vice Violations: Male | | 0 | 0 | 0 | 0 | 0 | 0 | 0 |
| Female | | 0 | 0 | 0 | 0 | 0 | 0 | 0 |

2016 White Pine County Arrests - Juvenile
Under 18 Years of Age

Drug Abuse Violations:

| Sale/Manufacturing: | | Under10 | 10-12 | 13-14 | 15 | 16 | 17 | Total |
|--|--------|----------------|--------------|--------------|-----------|-----------|-----------|--------------|
| Opium or Cocaine and Their Derivatives (Morphine, Heroin, Codeine) | Male | 0 | 0 | 0 | 0 | 0 | 0 | 0 |
| | Female | 0 | 0 | 0 | 0 | 0 | 0 | 0 |
| Marijuana | Male | 0 | 0 | 0 | 0 | 0 | 0 | 0 |
| | Female | 0 | 0 | 0 | 0 | 0 | 0 | 0 |
| Synthetic Narcotics - Manufactured Narcotics Which Can Cause True Drug Addiction Demerol, Methadones) | Male | 0 | 0 | 0 | 0 | 0 | 0 | 0 |
| | Female | 0 | 0 | 0 | 0 | 0 | 0 | 0 |
| Other - Dangerous Nonnarcotic Drugs (Barbiturates, Benzedrine) | Male | 0 | 0 | 0 | 0 | 0 | 0 | 0 |
| | Female | 0 | 0 | 0 | 0 | 0 | 0 | 0 |
| Possession: | | | | | | | | 0 |
| Opium or Cocaine and Their Derivatives (Morphine, Heroin, Codeine) | Male | 0 | 0 | 0 | 0 | 0 | 0 | 0 |
| | Female | 0 | 0 | 0 | 0 | 0 | 0 | 0 |
| Marijuana | Male | 0 | 0 | 0 | 0 | 0 | 0 | 0 |
| | Female | 0 | 0 | 0 | 0 | 0 | 0 | 0 |
| Synthetic Narcotics - Manufactured Narcotics Which Can Cause True Drug Addiction (Demerol, Methadones) | Male | 0 | 0 | 0 | 0 | 0 | 0 | 0 |
| | Female | 0 | 0 | 0 | 0 | 0 | 0 | 0 |
| Other - Dangerous Nonnarcotic Drugs (Barbiturates, Benzedrine) | Male | 0 | 0 | 0 | 0 | 0 | 0 | 0 |
| | Female | 0 | 0 | 0 | 0 | 0 | 0 | 0 |
| Total Drug Abuse Violations: | | Male | 0 | 0 | 0 | 0 | 0 | 0 |
| | | Female | 0 | 0 | 0 | 0 | 0 | 0 |

Gambling:

| | | Under10 | 10-12 | 13-14 | 15 | 16 | 17 | Total |
|-----------------------------------|--------|----------------|--------------|--------------|-----------|-----------|-----------|--------------|
| Bookmaking (Horse and Sport Book) | Male | 0 | 0 | 0 | 0 | 0 | 0 | 0 |
| | Female | 0 | 0 | 0 | 0 | 0 | 0 | 0 |
| Numbers and Lottery | Male | 0 | 0 | 0 | 0 | 0 | 0 | 0 |
| | Female | 0 | 0 | 0 | 0 | 0 | 0 | 0 |
| All Other Gambling | Male | 0 | 0 | 0 | 0 | 0 | 0 | 0 |
| | Female | 0 | 0 | 0 | 0 | 0 | 0 | 0 |
| Total Gambling Violations: | | Male | 0 | 0 | 0 | 0 | 0 | 0 |
| | | Female | 0 | 0 | 0 | 0 | 0 | 0 |

Miscellaneous:

| | | Under10 | 10-12 | 13-14 | 15 | 16 | 17 | Total |
|--|--------|----------------|--------------|--------------|-----------|-----------|-----------|--------------|
| Offenses Against the Family and Children | Male | 0 | 1 | 0 | 0 | 0 | 0 | 1 |
| | Female | 0 | 0 | 0 | 0 | 0 | 0 | 0 |
| Driving Under the Influence | Male | 0 | 0 | 0 | 0 | 0 | 0 | 0 |
| | Female | 0 | 0 | 0 | 0 | 0 | 0 | 0 |
| Liquor Laws | Male | 0 | 0 | 0 | 0 | 0 | 1 | 1 |
| | Female | 0 | 0 | 0 | 0 | 0 | 0 | 0 |
| Drunkenness | Male | 0 | 0 | 0 | 0 | 1 | 1 | 2 |
| | Female | 0 | 0 | 0 | 0 | 0 | 0 | 0 |
| Disorderly Conduct | Male | 0 | 0 | 0 | 0 | 0 | 0 | 0 |
| | Female | 0 | 0 | 0 | 0 | 0 | 0 | 0 |
| Vagrancy | Male | 0 | 0 | 0 | 0 | 0 | 0 | 0 |
| | Female | 0 | 0 | 0 | 0 | 0 | 0 | 0 |
| All Other Offenses (Except Traffic) | Male | 0 | 1 | 2 | 2 | 0 | 3 | 8 |
| | Female | 0 | 0 | 0 | 1 | 0 | 2 | 3 |
| Suspicion | Male | 0 | 0 | 0 | 0 | 0 | 0 | 0 |
| | Female | 0 | 0 | 0 | 0 | 0 | 0 | 0 |
| Total Miscellaneous Violations: | | Male | 0 | 2 | 2 | 1 | 5 | 12 |
| | | Female | 0 | 0 | 1 | 0 | 2 | 3 |

Human Trafficking:

| | | Under10 | 10-12 | 13-14 | 15 | 16 | 17 | Total |
|--|--------|----------------|--------------|--------------|-----------|-----------|-----------|--------------|
| Human Trafficking/ Commercial Sex Acts | Male | 0 | 0 | 0 | 0 | 0 | 0 | 0 |
| | Female | 0 | 0 | 0 | 0 | 0 | 0 | 0 |
| Human Trafficking/ Involuntary Servitude | Male | 0 | 0 | 0 | 0 | 0 | 0 | 0 |
| | Female | 0 | 0 | 0 | 0 | 0 | 0 | 0 |
| Total Human Trafficking Violations: | | Male | 0 | 0 | 0 | 0 | 0 | 0 |
| | | Female | 0 | 0 | 0 | 0 | 0 | 0 |

2016 Statewide Agencies Total Arrests - Juvenile
Under 18 Years of Age

| Index Crime: | | Under10 | 10-12 | 13-14 | 15 | 16 | 17 | Total |
|--|--------|----------|----------|----------|----------|----------|----------|----------|
| Murder and Nonnegligent Manslaughter | Male | 0 | 0 | 0 | 0 | 0 | 0 | 0 |
| | Female | 0 | 0 | 0 | 0 | 0 | 0 | 0 |
| Manslaughter by Negligence | Male | 0 | 0 | 0 | 0 | 0 | 0 | 0 |
| | Female | 0 | 0 | 0 | 0 | 0 | 0 | 0 |
| Rape | Male | 0 | 0 | 0 | 0 | 0 | 0 | 0 |
| | Female | 0 | 0 | 0 | 0 | 0 | 0 | 0 |
| Robbery | Male | 0 | 0 | 0 | 0 | 0 | 0 | 0 |
| | Female | 0 | 0 | 0 | 0 | 0 | 0 | 0 |
| Aggravated Assault (Return A - 4a-d) | Male | 0 | 0 | 0 | 0 | 0 | 0 | 0 |
| | Female | 0 | 0 | 0 | 0 | 0 | 0 | 0 |
| Burglary - Breaking or Entering | Male | 0 | 0 | 0 | 0 | 0 | 0 | 0 |
| | Female | 0 | 0 | 0 | 0 | 0 | 0 | 0 |
| Larceny - Theft (Except Motor Vehicle Theft) | Male | 0 | 0 | 0 | 0 | 0 | 0 | 0 |
| | Female | 0 | 0 | 0 | 0 | 0 | 0 | 0 |
| Motor Vehicle Theft | Male | 0 | 0 | 0 | 0 | 0 | 0 | 0 |
| | Female | 0 | 0 | 0 | 0 | 0 | 0 | 0 |
| Arson | Male | 0 | 0 | 0 | 0 | 0 | 0 | 0 |
| | Female | 0 | 0 | 0 | 0 | 0 | 0 | 0 |
| Total Index Crimes Violations: Male | | 0 | 0 | 0 | 0 | 0 | 0 | 0 |
| Female | | 0 | 0 | 0 | 0 | 0 | 0 | 0 |

| Other Offenses: | | Under10 | 10-12 | 13-14 | 15 | 16 | 17 | Total |
|--|--------|----------|----------|----------|----------|----------|----------|----------|
| Other Assaults (Return A - 4e) | Male | 0 | 0 | 1 | 0 | 0 | 1 | 2 |
| | Female | 0 | 0 | 0 | 0 | 0 | 0 | 0 |
| Forgery and Counterfeiting | Male | 0 | 0 | 0 | 0 | 0 | 0 | 0 |
| | Female | 0 | 0 | 0 | 0 | 0 | 0 | 0 |
| Fraud | Male | 0 | 0 | 0 | 0 | 0 | 0 | 0 |
| | Female | 0 | 0 | 0 | 0 | 0 | 0 | 0 |
| Embezzlement | Male | 0 | 0 | 0 | 0 | 1 | 0 | 1 |
| | Female | 0 | 0 | 0 | 0 | 0 | 0 | 0 |
| Stolen Property; Buying, Receiving, Possessing | Male | 0 | 0 | 0 | 0 | 0 | 0 | 0 |
| | Female | 0 | 0 | 0 | 0 | 0 | 0 | 0 |
| Vandalism | Male | 1 | 1 | 1 | 0 | 0 | 0 | 3 |
| | Female | 0 | 0 | 0 | 0 | 0 | 0 | 0 |
| Weapons; Carrying, Possessing, etc. | Male | 1 | 0 | 0 | 0 | 0 | 0 | 1 |
| | Female | 0 | 0 | 0 | 0 | 0 | 0 | 0 |
| Total Other Offense Violations: Male | | 2 | 1 | 2 | 0 | 1 | 1 | 7 |
| Female | | 0 | 0 | 0 | 0 | 0 | 0 | 0 |

| Prostitution and Commercialized Vice: | | Under10 | 10-12 | 13-14 | 15 | 16 | 17 | Total |
|--|--------|----------|----------|----------|----------|----------|----------|----------|
| Prostitution | Male | 0 | 0 | 0 | 0 | 0 | 0 | 0 |
| | Female | 0 | 0 | 0 | 0 | 0 | 0 | 0 |
| Assisting or Promoting Prostitution | Male | 0 | 0 | 0 | 0 | 0 | 0 | 0 |
| | Female | 0 | 0 | 0 | 0 | 0 | 0 | 0 |
| Purchasing Prostitution | Male | 0 | 0 | 0 | 0 | 0 | 0 | 0 |
| | Female | 0 | 0 | 0 | 0 | 0 | 0 | 0 |
| Sex Offenses (Except Forcible Rape and Prostitution) | Male | 0 | 0 | 0 | 0 | 0 | 0 | 0 |
| | Female | 0 | 0 | 0 | 0 | 0 | 0 | 0 |
| Total Prostitution & Commercialized Vice Violations: Male | | 0 | 0 | 0 | 0 | 0 | 0 | 0 |
| Female | | 0 | 0 | 0 | 0 | 0 | 0 | 0 |

2016 Statewide Agencies Total Arrests - Juvenile
Under 18 Years of Age

Drug Abuse Violations:

| Sale/Manufacturing: | | Under10 | 10-12 | 13-14 | 15 | 16 | 17 | Total |
|--|--------|----------------|--------------|--------------|-----------|-----------|-----------|--------------|
| Opium or Cocaine and Their Derivatives (Morphine, Heroin, Codeine) | Male | 0 | 0 | 0 | 0 | 0 | 0 | 0 |
| | Female | 0 | 0 | 0 | 0 | 0 | 0 | 0 |
| Marijuana | Male | 0 | 0 | 0 | 0 | 0 | 0 | 0 |
| | Female | 0 | 0 | 0 | 0 | 0 | 0 | 0 |
| Synthetic Narcotics - Manufactured Narcotics Which Can Cause True Drug Addiction Demerol, Methadones) | Male | 0 | 0 | 0 | 0 | 0 | 0 | 0 |
| | Female | 0 | 0 | 0 | 0 | 0 | 0 | 0 |
| Other - Dangerous Nonnarcotic Drugs (Barbiturates, Benzedrine) | Male | 0 | 0 | 0 | 0 | 0 | 0 | 0 |
| | Female | 0 | 0 | 0 | 0 | 0 | 0 | 0 |
| Possession: | | | | | | | | 0 |
| Opium or Cocaine and Their Derivatives (Morphine, Heroin, Codeine) | Male | 0 | 0 | 0 | 0 | 0 | 0 | 0 |
| | Female | 0 | 0 | 0 | 0 | 0 | 0 | 0 |
| Marijuana | Male | 0 | 0 | 0 | 4 | 5 | 8 | 17 |
| | Female | 0 | 0 | 0 | 0 | 0 | 3 | 3 |
| Synthetic Narcotics - Manufactured Narcotics Which Can Cause True Drug Addiction (Demerol, Methadones) | Male | 0 | 0 | 0 | 0 | 0 | 1 | 1 |
| | Female | 0 | 0 | 0 | 0 | 0 | 0 | 0 |
| Other - Dangerous Nonnarcotic Drugs (Barbiturates, Benzedrine) | Male | 0 | 0 | 0 | 0 | 0 | 1 | 1 |
| | Female | 0 | 0 | 0 | 0 | 0 | 0 | 0 |
| Total Drug Abuse Violations: | | Male | 0 | 0 | 4 | 5 | 10 | 19 |
| | | Female | 0 | 0 | 0 | 0 | 3 | 3 |

Gambling:

| | | Under10 | 10-12 | 13-14 | 15 | 16 | 17 | Total |
|-----------------------------------|--------|----------------|--------------|--------------|-----------|-----------|-----------|--------------|
| Bookmaking (Horse and Sport Book) | Male | 0 | 0 | 0 | 0 | 0 | 0 | 0 |
| | Female | 0 | 0 | 0 | 0 | 0 | 0 | 0 |
| Numbers and Lottery | Male | 0 | 0 | 0 | 0 | 0 | 0 | 0 |
| | Female | 0 | 0 | 0 | 0 | 0 | 0 | 0 |
| All Other Gambling | Male | 0 | 0 | 0 | 0 | 0 | 0 | 0 |
| | Female | 0 | 0 | 0 | 0 | 0 | 0 | 0 |
| Total Gambling Violations: | | Male | 0 | 0 | 0 | 0 | 0 | 0 |
| | | Female | 0 | 0 | 0 | 0 | 0 | 0 |

Miscellaneous:

| | | Under10 | 10-12 | 13-14 | 15 | 16 | 17 | Total |
|--|--------|----------------|--------------|--------------|-----------|-----------|-----------|--------------|
| Offenses Against the Family and Children | Male | 0 | 0 | 0 | 0 | 0 | 0 | 0 |
| | Female | 0 | 0 | 0 | 0 | 0 | 0 | 0 |
| Driving Under the Influence | Male | 0 | 0 | 1 | 0 | 2 | 7 | 10 |
| | Female | 0 | 0 | 0 | 0 | 1 | 0 | 1 |
| Liquor Laws | Male | 0 | 0 | 0 | 0 | 0 | 1 | 1 |
| | Female | 0 | 0 | 0 | 0 | 1 | 0 | 1 |
| Drunkenness | Male | 0 | 0 | 0 | 0 | 0 | 1 | 1 |
| | Female | 0 | 0 | 0 | 0 | 0 | 0 | 0 |
| Disorderly Conduct | Male | 0 | 0 | 1 | 0 | 0 | 0 | 1 |
| | Female | 0 | 0 | 0 | 0 | 0 | 0 | 0 |
| Vagrancy | Male | 0 | 0 | 0 | 0 | 0 | 0 | 0 |
| | Female | 0 | 0 | 0 | 0 | 0 | 0 | 0 |
| All Other Offenses (Except Traffic) | Male | 0 | 0 | 0 | 1 | 7 | 6 | 14 |
| | Female | 0 | 0 | 0 | 0 | 0 | 2 | 2 |
| Suspicion | Male | 0 | 0 | 0 | 0 | 0 | 0 | 0 |
| | Female | 0 | 0 | 0 | 0 | 0 | 0 | 0 |
| Total Miscellaneous Violations: | | Male | 0 | 2 | 1 | 9 | 15 | 27 |
| | | Female | 0 | 0 | 0 | 2 | 2 | 4 |

Human Trafficking:

| | | Under10 | 10-12 | 13-14 | 15 | 16 | 17 | Total |
|--|--------|----------------|--------------|--------------|-----------|-----------|-----------|--------------|
| Human Trafficking/ Commercial Sex Acts | Male | 0 | 0 | 0 | 0 | 0 | 0 | 0 |
| | Female | 0 | 0 | 0 | 0 | 0 | 0 | 0 |
| Human Trafficking/ Involuntary Servitude | Male | 0 | 0 | 0 | 0 | 0 | 0 | 0 |
| | Female | 0 | 0 | 0 | 0 | 0 | 0 | 0 |
| Total Human Trafficking Violations: | | Male | 0 | 0 | 0 | 0 | 0 | 0 |
| | | Female | 0 | 0 | 0 | 0 | 0 | 0 |

2016 DPS - Capitol Police Arrests - Juvenile
Under 18 Years of Age

| Index Crime: | | Under10 | 10-12 | 13-14 | 15 | 16 | 17 | Total |
|--|--------|---------|-------|-------|----|----|----|-------|
| Murder and Nonnegligent Manslaughter | Male | 0 | 0 | 0 | 0 | 0 | 0 | 0 |
| | Female | 0 | 0 | 0 | 0 | 0 | 0 | 0 |
| Manslaughter by Negligence | Male | 0 | 0 | 0 | 0 | 0 | 0 | 0 |
| | Female | 0 | 0 | 0 | 0 | 0 | 0 | 0 |
| Rape | Male | 0 | 0 | 0 | 0 | 0 | 0 | 0 |
| | Female | 0 | 0 | 0 | 0 | 0 | 0 | 0 |
| Robbery | Male | 0 | 0 | 0 | 0 | 0 | 0 | 0 |
| | Female | 0 | 0 | 0 | 0 | 0 | 0 | 0 |
| Aggravated Assault (Return A - 4a-d) | Male | 0 | 0 | 0 | 0 | 0 | 0 | 0 |
| | Female | 0 | 0 | 0 | 0 | 0 | 0 | 0 |
| Burglary - Breaking or Entering | Male | 0 | 0 | 0 | 0 | 0 | 0 | 0 |
| | Female | 0 | 0 | 0 | 0 | 0 | 0 | 0 |
| Larceny - Theft (Except Motor Vehicle Theft) | Male | 0 | 0 | 0 | 0 | 0 | 0 | 0 |
| | Female | 0 | 0 | 0 | 0 | 0 | 0 | 0 |
| Motor Vehicle Theft | Male | 0 | 0 | 0 | 0 | 0 | 0 | 0 |
| | Female | 0 | 0 | 0 | 0 | 0 | 0 | 0 |
| Arson | Male | 0 | 0 | 0 | 0 | 0 | 0 | 0 |
| | Female | 0 | 0 | 0 | 0 | 0 | 0 | 0 |
| Total Index Crimes Violations: Male | | 0 | 0 | 0 | 0 | 0 | 0 | 0 |
| Female | | 0 | 0 | 0 | 0 | 0 | 0 | 0 |

| Other Offenses: | | Under10 | 10-12 | 13-14 | 15 | 16 | 17 | Total |
|--|--------|---------|-------|-------|----|----|----|-------|
| Other Assaults (Return A - 4e) | Male | 0 | 0 | 1 | 0 | 0 | 1 | 2 |
| | Female | 0 | 0 | 0 | 0 | 0 | 0 | 0 |
| Forgery and Counterfeiting | Male | 0 | 0 | 0 | 0 | 0 | 0 | 0 |
| | Female | 0 | 0 | 0 | 0 | 0 | 0 | 0 |
| Fraud | Male | 0 | 0 | 0 | 0 | 0 | 0 | 0 |
| | Female | 0 | 0 | 0 | 0 | 0 | 0 | 0 |
| Embezzlement | Male | 0 | 0 | 0 | 0 | 0 | 0 | 0 |
| | Female | 0 | 0 | 0 | 0 | 0 | 0 | 0 |
| Stolen Property; Buying, Receiving, Possessing | Male | 0 | 0 | 0 | 0 | 0 | 0 | 0 |
| | Female | 0 | 0 | 0 | 0 | 0 | 0 | 0 |
| Vandalism | Male | 0 | 0 | 0 | 0 | 0 | 0 | 0 |
| | Female | 0 | 0 | 0 | 0 | 0 | 0 | 0 |
| Weapons; Carrying, Possessing, etc. | Male | 1 | 0 | 0 | 0 | 0 | 0 | 1 |
| | Female | 0 | 0 | 0 | 0 | 0 | 0 | 0 |
| Total Other Offense Violations: Male | | 1 | 0 | 1 | 0 | 0 | 1 | 3 |
| Female | | 0 | 0 | 0 | 0 | 0 | 0 | 0 |

| Prostitution and Commercialized Vice: | | Under10 | 10-12 | 13-14 | 15 | 16 | 17 | Total |
|---|--------|---------|-------|-------|----|----|----|-------|
| Prostitution | Male | 0 | 0 | 0 | 0 | 0 | 0 | 0 |
| | Female | 0 | 0 | 0 | 0 | 0 | 0 | 0 |
| Assisting or Promoting Prostitution | Male | 0 | 0 | 0 | 0 | 0 | 0 | 0 |
| | Female | 0 | 0 | 0 | 0 | 0 | 0 | 0 |
| Purchasing Prostitution | Male | 0 | 0 | 0 | 0 | 0 | 0 | 0 |
| | Female | 0 | 0 | 0 | 0 | 0 | 0 | 0 |
| Sex Offenses (Except Forcible Rape and Prostitution) | Male | 0 | 0 | 0 | 0 | 0 | 0 | 0 |
| | Female | 0 | 0 | 0 | 0 | 0 | 0 | 0 |
| Total Prostitution & Commercialized Vice Violations: Male | | 0 | 0 | 0 | 0 | 0 | 0 | 0 |
| Female | | 0 | 0 | 0 | 0 | 0 | 0 | 0 |

2016 DPS - Capitol Police Arrests - Juvenile
Under 18 Years of Age

Drug Abuse Violations:

| Sale/Manufacturing: | | Under10 | 10-12 | 13-14 | 15 | 16 | 17 | Total |
|--|--------|---------------|----------|----------|----------|----------|----------|----------|
| Opium or Cocaine and Their Derivatives (Morphine, Heroin, Codeine) | Male | 0 | 0 | 0 | 0 | 0 | 0 | 0 |
| | Female | 0 | 0 | 0 | 0 | 0 | 0 | 0 |
| Marijuana | Male | 0 | 0 | 0 | 0 | 0 | 0 | 0 |
| | Female | 0 | 0 | 0 | 0 | 0 | 0 | 0 |
| Synthetic Narcotics - Manufactured Narcotics Which Can Cause True Drug Addiction Demerol, Methadones) | Male | 0 | 0 | 0 | 0 | 0 | 0 | 0 |
| | Female | 0 | 0 | 0 | 0 | 0 | 0 | 0 |
| Other - Dangerous Nonnarcotic Drugs (Barbiturates, Benzedrine) | Male | 0 | 0 | 0 | 0 | 0 | 0 | 0 |
| | Female | 0 | 0 | 0 | 0 | 0 | 0 | 0 |
| Possession: | | | | | | | | 0 |
| Opium or Cocaine and Their Derivatives (Morphine, Heroin, Codeine) | Male | 0 | 0 | 0 | 0 | 0 | 0 | 0 |
| | Female | 0 | 0 | 0 | 0 | 0 | 0 | 0 |
| Marijuana | Male | 0 | 0 | 0 | 0 | 0 | 0 | 0 |
| | Female | 0 | 0 | 0 | 0 | 0 | 0 | 0 |
| Synthetic Narcotics - Manufactured Narcotics Which Can Cause True Drug Addiction (Demerol, Methadones) | Male | 0 | 0 | 0 | 0 | 0 | 0 | 0 |
| | Female | 0 | 0 | 0 | 0 | 0 | 0 | 0 |
| Other - Dangerous Nonnarcotic Drugs (Barbiturates, Benzedrine) | Male | 0 | 0 | 0 | 0 | 0 | 0 | 0 |
| | Female | 0 | 0 | 0 | 0 | 0 | 0 | 0 |
| Total Drug Abuse Violations: | | Male | 0 | 0 | 0 | 0 | 0 | 0 |
| | | Female | 0 | 0 | 0 | 0 | 0 | 0 |

Gambling:

| | | Under10 | 10-12 | 13-14 | 15 | 16 | 17 | Total |
|-----------------------------------|--------|---------------|----------|----------|----------|----------|----------|----------|
| Bookmaking (Horse and Sport Book) | Male | 0 | 0 | 0 | 0 | 0 | 0 | 0 |
| | Female | 0 | 0 | 0 | 0 | 0 | 0 | 0 |
| Numbers and Lottery | Male | 0 | 0 | 0 | 0 | 0 | 0 | 0 |
| | Female | 0 | 0 | 0 | 0 | 0 | 0 | 0 |
| All Other Gambling | Male | 0 | 0 | 0 | 0 | 0 | 0 | 0 |
| | Female | 0 | 0 | 0 | 0 | 0 | 0 | 0 |
| Total Gambling Violations: | | Male | 0 | 0 | 0 | 0 | 0 | 0 |
| | | Female | 0 | 0 | 0 | 0 | 0 | 0 |

Miscellaneous:

| | | Under10 | 10-12 | 13-14 | 15 | 16 | 17 | Total |
|--|--------|---------------|----------|----------|----------|----------|----------|----------|
| Offenses Against the Family and Children | Male | 0 | 0 | 0 | 0 | 0 | 0 | 0 |
| | Female | 0 | 0 | 0 | 0 | 0 | 0 | 0 |
| Driving Under the Influence | Male | 0 | 0 | 0 | 0 | 0 | 0 | 0 |
| | Female | 0 | 0 | 0 | 0 | 0 | 0 | 0 |
| Liquor Laws | Male | 0 | 0 | 0 | 0 | 0 | 0 | 0 |
| | Female | 0 | 0 | 0 | 0 | 0 | 0 | 0 |
| Drunkenness | Male | 0 | 0 | 0 | 0 | 0 | 0 | 0 |
| | Female | 0 | 0 | 0 | 0 | 0 | 0 | 0 |
| Disorderly Conduct | Male | 0 | 0 | 1 | 0 | 0 | 0 | 1 |
| | Female | 0 | 0 | 0 | 0 | 0 | 0 | 0 |
| Vagrancy | Male | 0 | 0 | 0 | 0 | 0 | 0 | 0 |
| | Female | 0 | 0 | 0 | 0 | 0 | 0 | 0 |
| All Other Offenses (Except Traffic) | Male | 0 | 0 | 0 | 0 | 0 | 0 | 0 |
| | Female | 0 | 0 | 0 | 0 | 0 | 0 | 0 |
| Suspicion | Male | 0 | 0 | 0 | 0 | 0 | 0 | 0 |
| | Female | 0 | 0 | 0 | 0 | 0 | 0 | 0 |
| Total Miscellaneous Violations: | | Male | 0 | 1 | 0 | 0 | 0 | 1 |
| | | Female | 0 | 0 | 0 | 0 | 0 | 0 |

Human Trafficking:

| | | Under10 | 10-12 | 13-14 | 15 | 16 | 17 | Total |
|--|--------|---------------|----------|----------|----------|----------|----------|----------|
| Human Trafficking/ Commercial Sex Acts | Male | 0 | 0 | 0 | 0 | 0 | 0 | 0 |
| | Female | 0 | 0 | 0 | 0 | 0 | 0 | 0 |
| Human Trafficking/ Involuntary Servitude | Male | 0 | 0 | 0 | 0 | 0 | 0 | 0 |
| | Female | 0 | 0 | 0 | 0 | 0 | 0 | 0 |
| Total Human Trafficking Violations: | | Male | 0 | 0 | 0 | 0 | 0 | 0 |
| | | Female | 0 | 0 | 0 | 0 | 0 | 0 |

2016 DPS - NDI Arrests - Juvenile
Under 18 Years of Age

| Index Crime: | | Under10 | 10-12 | 13-14 | 15 | 16 | 17 | Total |
|--|--------|---------|-------|-------|----|----|----|-------|
| Murder and Nonnegligent Manslaughter | Male | 0 | 0 | 0 | 0 | 0 | 0 | 0 |
| | Female | 0 | 0 | 0 | 0 | 0 | 0 | 0 |
| Manslaughter by Negligence | Male | 0 | 0 | 0 | 0 | 0 | 0 | 0 |
| | Female | 0 | 0 | 0 | 0 | 0 | 0 | 0 |
| Rape | Male | 0 | 0 | 0 | 0 | 0 | 0 | 0 |
| | Female | 0 | 0 | 0 | 0 | 0 | 0 | 0 |
| Robbery | Male | 0 | 0 | 0 | 0 | 0 | 0 | 0 |
| | Female | 0 | 0 | 0 | 0 | 0 | 0 | 0 |
| Aggravated Assault (Return A - 4a-d) | Male | 0 | 0 | 0 | 0 | 0 | 0 | 0 |
| | Female | 0 | 0 | 0 | 0 | 0 | 0 | 0 |
| Burglary - Breaking or Entering | Male | 0 | 0 | 0 | 0 | 0 | 0 | 0 |
| | Female | 0 | 0 | 0 | 0 | 0 | 0 | 0 |
| Larceny - Theft (Except Motor Vehicle Theft) | Male | 0 | 0 | 0 | 0 | 0 | 0 | 0 |
| | Female | 0 | 0 | 0 | 0 | 0 | 0 | 0 |
| Motor Vehicle Theft | Male | 0 | 0 | 0 | 0 | 0 | 0 | 0 |
| | Female | 0 | 0 | 0 | 0 | 0 | 0 | 0 |
| Arson | Male | 0 | 0 | 0 | 0 | 0 | 0 | 0 |
| | Female | 0 | 0 | 0 | 0 | 0 | 0 | 0 |
| Total Index Crimes Violations: Male | | 0 | 0 | 0 | 0 | 0 | 0 | 0 |
| Female | | 0 | 0 | 0 | 0 | 0 | 0 | 0 |

| Other Offenses: | | Under10 | 10-12 | 13-14 | 15 | 16 | 17 | Total |
|--|--------|---------|-------|-------|----|----|----|-------|
| Other Assaults (Return A - 4e) | Male | 0 | 0 | 0 | 0 | 0 | 0 | 0 |
| | Female | 0 | 0 | 0 | 0 | 0 | 0 | 0 |
| Forgery and Counterfeiting | Male | 0 | 0 | 0 | 0 | 0 | 0 | 0 |
| | Female | 0 | 0 | 0 | 0 | 0 | 0 | 0 |
| Fraud | Male | 0 | 0 | 0 | 0 | 0 | 0 | 0 |
| | Female | 0 | 0 | 0 | 0 | 0 | 0 | 0 |
| Embezzlement | Male | 0 | 0 | 0 | 0 | 0 | 0 | 0 |
| | Female | 0 | 0 | 0 | 0 | 0 | 0 | 0 |
| Stolen Property; Buying, Receiving, Possessing | Male | 0 | 0 | 0 | 0 | 0 | 0 | 0 |
| | Female | 0 | 0 | 0 | 0 | 0 | 0 | 0 |
| Vandalism | Male | 0 | 0 | 0 | 0 | 0 | 0 | 0 |
| | Female | 0 | 0 | 0 | 0 | 0 | 0 | 0 |
| Weapons; Carrying, Possessing, etc. | Male | 0 | 0 | 0 | 0 | 0 | 0 | 0 |
| | Female | 0 | 0 | 0 | 0 | 0 | 0 | 0 |
| Total Other Offense Violations: Male | | 0 | 0 | 0 | 0 | 0 | 0 | 0 |
| Female | | 0 | 0 | 0 | 0 | 0 | 0 | 0 |

| Prostitution and Commercialized Vice: | | Under10 | 10-12 | 13-14 | 15 | 16 | 17 | Total |
|---|--------|---------|-------|-------|----|----|----|-------|
| Prostitution | Male | 0 | 0 | 0 | 0 | 0 | 0 | 0 |
| | Female | 0 | 0 | 0 | 0 | 0 | 0 | 0 |
| Assisting or Promoting Prostitution | Male | 0 | 0 | 0 | 0 | 0 | 0 | 0 |
| | Female | 0 | 0 | 0 | 0 | 0 | 0 | 0 |
| Purchasing Prostitution | Male | 0 | 0 | 0 | 0 | 0 | 0 | 0 |
| | Female | 0 | 0 | 0 | 0 | 0 | 0 | 0 |
| Sex Offenses (Except Forcible Rape and Prostitution) | Male | 0 | 0 | 0 | 0 | 0 | 0 | 0 |
| | Female | 0 | 0 | 0 | 0 | 0 | 0 | 0 |
| Total Prostitution & Commercialized Vice Violations: Male | | 0 | 0 | 0 | 0 | 0 | 0 | 0 |
| Female | | 0 | 0 | 0 | 0 | 0 | 0 | 0 |

2016 DPS - NDI Arrests - Juvenile
Under 18 Years of Age

Drug Abuse Violations:

| Sale/Manufacturing: | | Under10 | 10-12 | 13-14 | 15 | 16 | 17 | Total |
|--|--------|----------------|--------------|--------------|-----------|-----------|-----------|--------------|
| Opium or Cocaine and Their Derivatives (Morphine, Heroin, Codeine) | Male | 0 | 0 | 0 | 0 | 0 | 0 | 0 |
| | Female | 0 | 0 | 0 | 0 | 0 | 0 | 0 |
| Marijuana | Male | 0 | 0 | 0 | 0 | 0 | 0 | 0 |
| | Female | 0 | 0 | 0 | 0 | 0 | 0 | 0 |
| Synthetic Narcotics - Manufactured Narcotics Which Can Cause True Drug Addiction Demerol, Methadones) | Male | 0 | 0 | 0 | 0 | 0 | 0 | 0 |
| | Female | 0 | 0 | 0 | 0 | 0 | 0 | 0 |
| Other - Dangerous Nonnarcotic Drugs (Barbiturates, Benzedrine) | Male | 0 | 0 | 0 | 0 | 0 | 0 | 0 |
| | Female | 0 | 0 | 0 | 0 | 0 | 0 | 0 |
| Possession: | | | | | | | | 0 |
| Opium or Cocaine and Their Derivatives (Morphine, Heroin, Codeine) | Male | 0 | 0 | 0 | 0 | 0 | 0 | 0 |
| | Female | 0 | 0 | 0 | 0 | 0 | 0 | 0 |
| Marijuana | Male | 0 | 0 | 0 | 0 | 3 | 0 | 3 |
| | Female | 0 | 0 | 0 | 0 | 0 | 0 | 0 |
| Synthetic Narcotics - Manufactured Narcotics Which Can Cause True Drug Addiction (Demerol, Methadones) | Male | 0 | 0 | 0 | 0 | 0 | 0 | 0 |
| | Female | 0 | 0 | 0 | 0 | 0 | 0 | 0 |
| Other - Dangerous Nonnarcotic Drugs (Barbiturates, Benzedrine) | Male | 0 | 0 | 0 | 0 | 0 | 1 | 1 |
| | Female | 0 | 0 | 0 | 0 | 0 | 0 | 0 |
| Total Drug Abuse Violations: | | Male | 0 | 0 | 0 | 3 | 1 | 4 |
| | | Female | 0 | 0 | 0 | 0 | 0 | 0 |

Gambling:

| | | Under10 | 10-12 | 13-14 | 15 | 16 | 17 | Total |
|-----------------------------------|--------|----------------|--------------|--------------|-----------|-----------|-----------|--------------|
| Bookmaking (Horse and Sport Book) | Male | 0 | 0 | 0 | 0 | 0 | 0 | 0 |
| | Female | 0 | 0 | 0 | 0 | 0 | 0 | 0 |
| Numbers and Lottery | Male | 0 | 0 | 0 | 0 | 0 | 0 | 0 |
| | Female | 0 | 0 | 0 | 0 | 0 | 0 | 0 |
| All Other Gambling | Male | 0 | 0 | 0 | 0 | 0 | 0 | 0 |
| | Female | 0 | 0 | 0 | 0 | 0 | 0 | 0 |
| Total Gambling Violations: | | Male | 0 | 0 | 0 | 0 | 0 | 0 |
| | | Female | 0 | 0 | 0 | 0 | 0 | 0 |

Miscellaneous:

| | | Under10 | 10-12 | 13-14 | 15 | 16 | 17 | Total |
|--|--------|----------------|--------------|--------------|-----------|-----------|-----------|--------------|
| Offenses Against the Family and Children | Male | 0 | 0 | 0 | 0 | 0 | 0 | 0 |
| | Female | 0 | 0 | 0 | 0 | 0 | 0 | 0 |
| Driving Under the Influence | Male | 0 | 0 | 0 | 0 | 0 | 0 | 0 |
| | Female | 0 | 0 | 0 | 0 | 0 | 0 | 0 |
| Liquor Laws | Male | 0 | 0 | 0 | 0 | 0 | 0 | 0 |
| | Female | 0 | 0 | 0 | 0 | 0 | 0 | 0 |
| Drunkenness | Male | 0 | 0 | 0 | 0 | 0 | 0 | 0 |
| | Female | 0 | 0 | 0 | 0 | 0 | 0 | 0 |
| Disorderly Conduct | Male | 0 | 0 | 0 | 0 | 0 | 0 | 0 |
| | Female | 0 | 0 | 0 | 0 | 0 | 0 | 0 |
| Vagrancy | Male | 0 | 0 | 0 | 0 | 0 | 0 | 0 |
| | Female | 0 | 0 | 0 | 0 | 0 | 0 | 0 |
| All Other Offenses (Except Traffic) | Male | 0 | 0 | 0 | 0 | 3 | 0 | 3 |
| | Female | 0 | 0 | 0 | 0 | 0 | 0 | 0 |
| Suspicion | Male | 0 | 0 | 0 | 0 | 0 | 0 | 0 |
| | Female | 0 | 0 | 0 | 0 | 0 | 0 | 0 |
| Total Miscellaneous Violations: | | Male | 0 | 0 | 0 | 3 | 0 | 3 |
| | | Female | 0 | 0 | 0 | 0 | 0 | 0 |

Human Trafficking:

| | | Under10 | 10-12 | 13-14 | 15 | 16 | 17 | Total |
|--|--------|----------------|--------------|--------------|-----------|-----------|-----------|--------------|
| Human Trafficking/ Commercial Sex Acts | Male | 0 | 0 | 0 | 0 | 0 | 0 | 0 |
| | Female | 0 | 0 | 0 | 0 | 0 | 0 | 0 |
| Human Trafficking/ Involuntary Servitude | Male | 0 | 0 | 0 | 0 | 0 | 0 | 0 |
| | Female | 0 | 0 | 0 | 0 | 0 | 0 | 0 |
| Total Human Trafficking Violations: | | Male | 0 | 0 | 0 | 0 | 0 | 0 |
| | | Female | 0 | 0 | 0 | 0 | 0 | 0 |

2016 NHP - Northeastern Command Arrests - Juvenile
Under 18 Years of Age

| Index Crime: | | Under10 | 10-12 | 13-14 | 15 | 16 | 17 | Total |
|--|--------|----------|----------|----------|----------|----------|----------|----------|
| Murder and Nonnegligent Manslaughter | Male | 0 | 0 | 0 | 0 | 0 | 0 | 0 |
| | Female | 0 | 0 | 0 | 0 | 0 | 0 | 0 |
| Manslaughter by Negligence | Male | 0 | 0 | 0 | 0 | 0 | 0 | 0 |
| | Female | 0 | 0 | 0 | 0 | 0 | 0 | 0 |
| Rape | Male | 0 | 0 | 0 | 0 | 0 | 0 | 0 |
| | Female | 0 | 0 | 0 | 0 | 0 | 0 | 0 |
| Robbery | Male | 0 | 0 | 0 | 0 | 0 | 0 | 0 |
| | Female | 0 | 0 | 0 | 0 | 0 | 0 | 0 |
| Aggravated Assault (Return A - 4a-d) | Male | 0 | 0 | 0 | 0 | 0 | 0 | 0 |
| | Female | 0 | 0 | 0 | 0 | 0 | 0 | 0 |
| Burglary - Breaking or Entering | Male | 0 | 0 | 0 | 0 | 0 | 0 | 0 |
| | Female | 0 | 0 | 0 | 0 | 0 | 0 | 0 |
| Larceny - Theft (Except Motor Vehicle Theft) | Male | 0 | 0 | 0 | 0 | 0 | 0 | 0 |
| | Female | 0 | 0 | 0 | 0 | 0 | 0 | 0 |
| Motor Vehicle Theft | Male | 0 | 0 | 0 | 0 | 0 | 0 | 0 |
| | Female | 0 | 0 | 0 | 0 | 0 | 0 | 0 |
| Arson | Male | 0 | 0 | 0 | 0 | 0 | 0 | 0 |
| | Female | 0 | 0 | 0 | 0 | 0 | 0 | 0 |
| Total Index Crimes Violations: Male | | 0 | 0 | 0 | 0 | 0 | 0 | 0 |
| Female | | 0 | 0 | 0 | 0 | 0 | 0 | 0 |

| Other Offenses: | | Under10 | 10-12 | 13-14 | 15 | 16 | 17 | Total |
|--|--------|----------|----------|----------|----------|----------|----------|----------|
| Other Assaults (Return A - 4e) | Male | 0 | 0 | 0 | 0 | 0 | 0 | 0 |
| | Female | 0 | 0 | 0 | 0 | 0 | 0 | 0 |
| Forgery and Counterfeiting | Male | 0 | 0 | 0 | 0 | 0 | 0 | 0 |
| | Female | 0 | 0 | 0 | 0 | 0 | 0 | 0 |
| Fraud | Male | 0 | 0 | 0 | 0 | 0 | 0 | 0 |
| | Female | 0 | 0 | 0 | 0 | 0 | 0 | 0 |
| Embezzlement | Male | 0 | 0 | 0 | 0 | 1 | 0 | 1 |
| | Female | 0 | 0 | 0 | 0 | 0 | 0 | 0 |
| Stolen Property; Buying, Receiving, Possessing | Male | 0 | 0 | 0 | 0 | 0 | 0 | 0 |
| | Female | 0 | 0 | 0 | 0 | 0 | 0 | 0 |
| Vandalism | Male | 0 | 0 | 0 | 0 | 0 | 0 | 0 |
| | Female | 0 | 0 | 0 | 0 | 0 | 0 | 0 |
| Weapons; Carrying, Possessing, etc. | Male | 0 | 0 | 0 | 0 | 0 | 0 | 0 |
| | Female | 0 | 0 | 0 | 0 | 0 | 0 | 0 |
| Total Other Offense Violations: Male | | 0 | 0 | 0 | 0 | 1 | 0 | 1 |
| Female | | 0 | 0 | 0 | 0 | 0 | 0 | 0 |

| Prostitution and Commercialized Vice: | | Under10 | 10-12 | 13-14 | 15 | 16 | 17 | Total |
|--|--------|----------|----------|----------|----------|----------|----------|----------|
| Prostitution | Male | 0 | 0 | 0 | 0 | 0 | 0 | 0 |
| | Female | 0 | 0 | 0 | 0 | 0 | 0 | 0 |
| Assisting or Promoting Prostitution | Male | 0 | 0 | 0 | 0 | 0 | 0 | 0 |
| | Female | 0 | 0 | 0 | 0 | 0 | 0 | 0 |
| Purchasing Prostitution | Male | 0 | 0 | 0 | 0 | 0 | 0 | 0 |
| | Female | 0 | 0 | 0 | 0 | 0 | 0 | 0 |
| Sex Offenses (Except Forcible Rape and Prostitution) | Male | 0 | 0 | 0 | 0 | 0 | 0 | 0 |
| | Female | 0 | 0 | 0 | 0 | 0 | 0 | 0 |
| Total Prostitution & Commercialized Vice Violations: Male | | 0 | 0 | 0 | 0 | 0 | 0 | 0 |
| Female | | 0 | 0 | 0 | 0 | 0 | 0 | 0 |

2016 NHP - Northeastern Command Arrests - Juvenile
Under 18 Years of Age

Drug Abuse Violations:

| Sale/Manufacturing: | | Under10 | 10-12 | 13-14 | 15 | 16 | 17 | Total |
|--|---------------|----------------|--------------|--------------|-----------|-----------|-----------|--------------|
| Opium or Cocaine and Their Derivatives (Morphine, Heroin, Codeine) | Male | 0 | 0 | 0 | 0 | 0 | 0 | 0 |
| | Female | 0 | 0 | 0 | 0 | 0 | 0 | 0 |
| Marijuana | Male | 0 | 0 | 0 | 0 | 0 | 0 | 0 |
| | Female | 0 | 0 | 0 | 0 | 0 | 0 | 0 |
| Synthetic Narcotics - Manufactured Narcotics Which Can Cause True Drug Addiction Demerol, Methadones) | Male | 0 | 0 | 0 | 0 | 0 | 0 | 0 |
| | Female | 0 | 0 | 0 | 0 | 0 | 0 | 0 |
| Other - Dangerous Nonnarcotic Drugs (Barbiturates, Benzedrine) | Male | 0 | 0 | 0 | 0 | 0 | 0 | 0 |
| | Female | 0 | 0 | 0 | 0 | 0 | 0 | 0 |
| Possession: | | | | | | | | 0 |
| Opium or Cocaine and Their Derivatives (Morphine, Heroin, Codeine) | Male | 0 | 0 | 0 | 0 | 0 | 0 | 0 |
| | Female | 0 | 0 | 0 | 0 | 0 | 0 | 0 |
| Marijuana | Male | 0 | 0 | 0 | 0 | 1 | 0 | 1 |
| | Female | 0 | 0 | 0 | 0 | 0 | 2 | 2 |
| Synthetic Narcotics - Manufactured Narcotics Which Can Cause True Drug Addiction (Demerol, Methadones) | Male | 0 | 0 | 0 | 0 | 0 | 0 | 0 |
| | Female | 0 | 0 | 0 | 0 | 0 | 0 | 0 |
| Other - Dangerous Nonnarcotic Drugs (Barbiturates, Benzedrine) | Male | 0 | 0 | 0 | 0 | 0 | 0 | 0 |
| | Female | 0 | 0 | 0 | 0 | 0 | 0 | 0 |
| Total Drug Abuse Violations: | Male | 0 | 0 | 0 | 0 | 1 | 0 | 1 |
| | Female | 0 | 0 | 0 | 0 | 0 | 2 | 2 |

Gambling:

| | | Under10 | 10-12 | 13-14 | 15 | 16 | 17 | Total |
|-----------------------------------|---------------|----------------|--------------|--------------|-----------|-----------|-----------|--------------|
| Bookmaking (Horse and Sport Book) | Male | 0 | 0 | 0 | 0 | 0 | 0 | 0 |
| | Female | 0 | 0 | 0 | 0 | 0 | 0 | 0 |
| Numbers and Lottery | Male | 0 | 0 | 0 | 0 | 0 | 0 | 0 |
| | Female | 0 | 0 | 0 | 0 | 0 | 0 | 0 |
| All Other Gambling | Male | 0 | 0 | 0 | 0 | 0 | 0 | 0 |
| | Female | 0 | 0 | 0 | 0 | 0 | 0 | 0 |
| Total Gambling Violations: | Male | 0 | 0 | 0 | 0 | 0 | 0 | 0 |
| | Female | 0 | 0 | 0 | 0 | 0 | 0 | 0 |

Miscellaneous:

| | | Under10 | 10-12 | 13-14 | 15 | 16 | 17 | Total |
|--|---------------|----------------|--------------|--------------|-----------|-----------|-----------|--------------|
| Offenses Against the Family and Children | Male | 0 | 0 | 0 | 0 | 0 | 0 | 0 |
| | Female | 0 | 0 | 0 | 0 | 0 | 0 | 0 |
| Driving Under the Influence | Male | 0 | 0 | 0 | 0 | 0 | 0 | 0 |
| | Female | 0 | 0 | 0 | 0 | 0 | 0 | 0 |
| Liquor Laws | Male | 0 | 0 | 0 | 0 | 0 | 0 | 0 |
| | Female | 0 | 0 | 0 | 0 | 0 | 0 | 0 |
| Drunkenness | Male | 0 | 0 | 0 | 0 | 0 | 1 | 1 |
| | Female | 0 | 0 | 0 | 0 | 0 | 0 | 0 |
| Disorderly Conduct | Male | 0 | 0 | 0 | 0 | 0 | 0 | 0 |
| | Female | 0 | 0 | 0 | 0 | 0 | 0 | 0 |
| Vagrancy | Male | 0 | 0 | 0 | 0 | 0 | 0 | 0 |
| | Female | 0 | 0 | 0 | 0 | 0 | 0 | 0 |
| All Other Offenses (Except Traffic) | Male | 0 | 0 | 0 | 1 | 0 | 1 | 2 |
| | Female | 0 | 0 | 0 | 0 | 0 | 0 | 0 |
| Suspicion | Male | 0 | 0 | 0 | 0 | 0 | 0 | 0 |
| | Female | 0 | 0 | 0 | 0 | 0 | 0 | 0 |
| Total Miscellaneous Violations: | Male | 0 | 0 | 0 | 1 | 0 | 2 | 3 |
| | Female | 0 | 0 | 0 | 0 | 0 | 0 | 0 |

Human Trafficking:

| | | Under10 | 10-12 | 13-14 | 15 | 16 | 17 | Total |
|--|---------------|----------------|--------------|--------------|-----------|-----------|-----------|--------------|
| Human Trafficking/ Commercial Sex Acts | Male | 0 | 0 | 0 | 0 | 0 | 0 | 0 |
| | Female | 0 | 0 | 0 | 0 | 0 | 0 | 0 |
| Human Trafficking/ Involuntary Servitude | Male | 0 | 0 | 0 | 0 | 0 | 0 | 0 |
| | Female | 0 | 0 | 0 | 0 | 0 | 0 | 0 |
| Total Human Trafficking Violations: | Male | 0 | 0 | 0 | 0 | 0 | 0 | 0 |
| | Female | 0 | 0 | 0 | 0 | 0 | 0 | 0 |

2016 NHP - Northwestern Command Arrests - Juvenile
Under 18 Years of Age

| Index Crime: | | Under10 | 10-12 | 13-14 | 15 | 16 | 17 | Total |
|--|--------|----------|----------|----------|----------|----------|----------|----------|
| Murder and Nonnegligent Manslaughter | Male | 0 | 0 | 0 | 0 | 0 | 0 | 0 |
| | Female | 0 | 0 | 0 | 0 | 0 | 0 | 0 |
| Manslaughter by Negligence | Male | 0 | 0 | 0 | 0 | 0 | 0 | 0 |
| | Female | 0 | 0 | 0 | 0 | 0 | 0 | 0 |
| Rape | Male | 0 | 0 | 0 | 0 | 0 | 0 | 0 |
| | Female | 0 | 0 | 0 | 0 | 0 | 0 | 0 |
| Robbery | Male | 0 | 0 | 0 | 0 | 0 | 0 | 0 |
| | Female | 0 | 0 | 0 | 0 | 0 | 0 | 0 |
| Aggravated Assault (Return A - 4a-d) | Male | 0 | 0 | 0 | 0 | 0 | 0 | 0 |
| | Female | 0 | 0 | 0 | 0 | 0 | 0 | 0 |
| Burglary - Breaking or Entering | Male | 0 | 0 | 0 | 0 | 0 | 0 | 0 |
| | Female | 0 | 0 | 0 | 0 | 0 | 0 | 0 |
| Larceny - Theft (Except Motor Vehicle Theft) | Male | 0 | 0 | 0 | 0 | 0 | 0 | 0 |
| | Female | 0 | 0 | 0 | 0 | 0 | 0 | 0 |
| Motor Vehicle Theft | Male | 0 | 0 | 0 | 0 | 0 | 0 | 0 |
| | Female | 0 | 0 | 0 | 0 | 0 | 0 | 0 |
| Arson | Male | 0 | 0 | 0 | 0 | 0 | 0 | 0 |
| | Female | 0 | 0 | 0 | 0 | 0 | 0 | 0 |
| Total Index Crimes Violations: Male | | 0 | 0 | 0 | 0 | 0 | 0 | 0 |
| Female | | 0 | 0 | 0 | 0 | 0 | 0 | 0 |

| Other Offenses: | | Under10 | 10-12 | 13-14 | 15 | 16 | 17 | Total |
|--|--------|----------|----------|----------|----------|----------|----------|----------|
| Other Assaults (Return A - 4e) | Male | 0 | 0 | 0 | 0 | 0 | 0 | 0 |
| | Female | 0 | 0 | 0 | 0 | 0 | 0 | 0 |
| Forgery and Counterfeiting | Male | 0 | 0 | 0 | 0 | 0 | 0 | 0 |
| | Female | 0 | 0 | 0 | 0 | 0 | 0 | 0 |
| Fraud | Male | 0 | 0 | 0 | 0 | 0 | 0 | 0 |
| | Female | 0 | 0 | 0 | 0 | 0 | 0 | 0 |
| Embezzlement | Male | 0 | 0 | 0 | 0 | 0 | 0 | 0 |
| | Female | 0 | 0 | 0 | 0 | 0 | 0 | 0 |
| Stolen Property; Buying, Receiving, Possessing | Male | 0 | 0 | 0 | 0 | 0 | 0 | 0 |
| | Female | 0 | 0 | 0 | 0 | 0 | 0 | 0 |
| Vandalism | Male | 0 | 0 | 0 | 0 | 0 | 0 | 0 |
| | Female | 0 | 0 | 0 | 0 | 0 | 0 | 0 |
| Weapons; Carrying, Possessing, etc. | Male | 0 | 0 | 0 | 0 | 0 | 0 | 0 |
| | Female | 0 | 0 | 0 | 0 | 0 | 0 | 0 |
| Total Other Offense Violations: Male | | 0 | 0 | 0 | 0 | 0 | 0 | 0 |
| Female | | 0 | 0 | 0 | 0 | 0 | 0 | 0 |

| Prostitution and Commercialized Vice: | | Under10 | 10-12 | 13-14 | 15 | 16 | 17 | Total |
|--|--------|----------|----------|----------|----------|----------|----------|----------|
| Prostitution | Male | 0 | 0 | 0 | 0 | 0 | 0 | 0 |
| | Female | 0 | 0 | 0 | 0 | 0 | 0 | 0 |
| Assisting or Promoting Prostitution | Male | 0 | 0 | 0 | 0 | 0 | 0 | 0 |
| | Female | 0 | 0 | 0 | 0 | 0 | 0 | 0 |
| Purchasing Prostitution | Male | 0 | 0 | 0 | 0 | 0 | 0 | 0 |
| | Female | 0 | 0 | 0 | 0 | 0 | 0 | 0 |
| Sex Offenses (Except Forcible Rape and Prostitution) | Male | 0 | 0 | 0 | 0 | 0 | 0 | 0 |
| | Female | 0 | 0 | 0 | 0 | 0 | 0 | 0 |
| Total Prostitution & Commercialized Vice Violations: Male | | 0 | 0 | 0 | 0 | 0 | 0 | 0 |
| Female | | 0 | 0 | 0 | 0 | 0 | 0 | 0 |

2016 NHP - Northwestern Command Arrests - Juvenile
Under 18 Years of Age

Drug Abuse Violations:

| Sale/Manufacturing: | | Under10 | 10-12 | 13-14 | 15 | 16 | 17 | Total |
|--|--------|----------------|--------------|--------------|-----------|-----------|-----------|--------------|
| Opium or Cocaine and Their Derivatives (Morphine, Heroin, Codeine) | Male | 0 | 0 | 0 | 0 | 0 | 0 | 0 |
| | Female | 0 | 0 | 0 | 0 | 0 | 0 | 0 |
| Marijuana | Male | 0 | 0 | 0 | 0 | 0 | 0 | 0 |
| | Female | 0 | 0 | 0 | 0 | 0 | 0 | 0 |
| Synthetic Narcotics - Manufactured Narcotics Which Can Cause True Drug Addiction Demerol, Methadones) | Male | 0 | 0 | 0 | 0 | 0 | 0 | 0 |
| | Female | 0 | 0 | 0 | 0 | 0 | 0 | 0 |
| Other - Dangerous Nonnarcotic Drugs (Barbiturates, Benzedrine) | Male | 0 | 0 | 0 | 0 | 0 | 0 | 0 |
| | Female | 0 | 0 | 0 | 0 | 0 | 0 | 0 |
| Possession: | | | | | | | | 0 |
| Opium or Cocaine and Their Derivatives (Morphine, Heroin, Codeine) | Male | 0 | 0 | 0 | 0 | 0 | 0 | 0 |
| | Female | 0 | 0 | 0 | 0 | 0 | 0 | 0 |
| Marijuana | Male | 0 | 0 | 0 | 2 | 0 | 1 | 3 |
| | Female | 0 | 0 | 0 | 0 | 0 | 1 | 1 |
| Synthetic Narcotics - Manufactured Narcotics Which Can Cause True Drug Addiction (Demerol, Methadones) | Male | 0 | 0 | 0 | 0 | 0 | 1 | 1 |
| | Female | 0 | 0 | 0 | 0 | 0 | 0 | 0 |
| Other - Dangerous Nonnarcotic Drugs (Barbiturates, Benzedrine) | Male | 0 | 0 | 0 | 0 | 0 | 0 | 0 |
| | Female | 0 | 0 | 0 | 0 | 0 | 0 | 0 |
| Total Drug Abuse Violations: | | Male | 0 | 0 | 0 | 2 | 0 | 4 |
| | | Female | 0 | 0 | 0 | 0 | 1 | 1 |

Gambling:

| | | Under10 | 10-12 | 13-14 | 15 | 16 | 17 | Total |
|-----------------------------------|--------|----------------|--------------|--------------|-----------|-----------|-----------|--------------|
| Bookmaking (Horse and Sport Book) | Male | 0 | 0 | 0 | 0 | 0 | 0 | 0 |
| | Female | 0 | 0 | 0 | 0 | 0 | 0 | 0 |
| Numbers and Lottery | Male | 0 | 0 | 0 | 0 | 0 | 0 | 0 |
| | Female | 0 | 0 | 0 | 0 | 0 | 0 | 0 |
| All Other Gambling | Male | 0 | 0 | 0 | 0 | 0 | 0 | 0 |
| | Female | 0 | 0 | 0 | 0 | 0 | 0 | 0 |
| Total Gambling Violations: | | Male | 0 | 0 | 0 | 0 | 0 | 0 |
| | | Female | 0 | 0 | 0 | 0 | 0 | 0 |

Miscellaneous:

| | | Under10 | 10-12 | 13-14 | 15 | 16 | 17 | Total |
|--|--------|----------------|--------------|--------------|-----------|-----------|-----------|--------------|
| Offenses Against the Family and Children | Male | 0 | 0 | 0 | 0 | 0 | 0 | 0 |
| | Female | 0 | 0 | 0 | 0 | 0 | 0 | 0 |
| Driving Under the Influence | Male | 0 | 0 | 1 | 0 | 0 | 2 | 3 |
| | Female | 0 | 0 | 0 | 0 | 1 | 0 | 1 |
| Liquor Laws | Male | 0 | 0 | 0 | 0 | 0 | 1 | 1 |
| | Female | 0 | 0 | 0 | 0 | 0 | 0 | 0 |
| Drunkenness | Male | 0 | 0 | 0 | 0 | 0 | 0 | 0 |
| | Female | 0 | 0 | 0 | 0 | 0 | 0 | 0 |
| Disorderly Conduct | Male | 0 | 0 | 0 | 0 | 0 | 0 | 0 |
| | Female | 0 | 0 | 0 | 0 | 0 | 0 | 0 |
| Vagrancy | Male | 0 | 0 | 0 | 0 | 0 | 0 | 0 |
| | Female | 0 | 0 | 0 | 0 | 0 | 0 | 0 |
| All Other Offenses (Except Traffic) | Male | 0 | 0 | 0 | 0 | 2 | 0 | 2 |
| | Female | 0 | 0 | 0 | 0 | 0 | 1 | 1 |
| Suspicion | Male | 0 | 0 | 0 | 0 | 0 | 0 | 0 |
| | Female | 0 | 0 | 0 | 0 | 0 | 0 | 0 |
| Total Miscellaneous Violations: | | Male | 0 | 0 | 1 | 0 | 3 | 6 |
| | | Female | 0 | 0 | 0 | 1 | 1 | 2 |

Human Trafficking:

| | | Under10 | 10-12 | 13-14 | 15 | 16 | 17 | Total |
|--|--------|----------------|--------------|--------------|-----------|-----------|-----------|--------------|
| Human Trafficking/ Commercial Sex Acts | Male | 0 | 0 | 0 | 0 | 0 | 0 | 0 |
| | Female | 0 | 0 | 0 | 0 | 0 | 0 | 0 |
| Human Trafficking/ Involuntary Servitude | Male | 0 | 0 | 0 | 0 | 0 | 0 | 0 |
| | Female | 0 | 0 | 0 | 0 | 0 | 0 | 0 |
| Total Human Trafficking Violations: | | Male | 0 | 0 | 0 | 0 | 0 | 0 |
| | | Female | 0 | 0 | 0 | 0 | 0 | 0 |

2016 NHP - Southern Command Arrests - Juvenile
Under 18 Years of Age

| Index Crime: | | Under10 | 10-12 | 13-14 | 15 | 16 | 17 | Total |
|--|--------|---------|-------|-------|----|----|----|-------|
| Murder and Nonnegligent Manslaughter | Male | 0 | 0 | 0 | 0 | 0 | 0 | 0 |
| | Female | 0 | 0 | 0 | 0 | 0 | 0 | 0 |
| Manslaughter by Negligence | Male | 0 | 0 | 0 | 0 | 0 | 0 | 0 |
| | Female | 0 | 0 | 0 | 0 | 0 | 0 | 0 |
| Rape | Male | 0 | 0 | 0 | 0 | 0 | 0 | 0 |
| | Female | 0 | 0 | 0 | 0 | 0 | 0 | 0 |
| Robbery | Male | 0 | 0 | 0 | 0 | 0 | 0 | 0 |
| | Female | 0 | 0 | 0 | 0 | 0 | 0 | 0 |
| Aggravated Assault (Return A - 4a-d) | Male | 0 | 0 | 0 | 0 | 0 | 0 | 0 |
| | Female | 0 | 0 | 0 | 0 | 0 | 0 | 0 |
| Burglary - Breaking or Entering | Male | 0 | 0 | 0 | 0 | 0 | 0 | 0 |
| | Female | 0 | 0 | 0 | 0 | 0 | 0 | 0 |
| Larceny - Theft (Except Motor Vehicle Theft) | Male | 0 | 0 | 0 | 0 | 0 | 0 | 0 |
| | Female | 0 | 0 | 0 | 0 | 0 | 0 | 0 |
| Motor Vehicle Theft | Male | 0 | 0 | 0 | 0 | 0 | 0 | 0 |
| | Female | 0 | 0 | 0 | 0 | 0 | 0 | 0 |
| Arson | Male | 0 | 0 | 0 | 0 | 0 | 0 | 0 |
| | Female | 0 | 0 | 0 | 0 | 0 | 0 | 0 |
| Total Index Crimes Violations: Male | | 0 | 0 | 0 | 0 | 0 | 0 | 0 |
| Female | | 0 | 0 | 0 | 0 | 0 | 0 | 0 |

| Other Offenses: | | Under10 | 10-12 | 13-14 | 15 | 16 | 17 | Total |
|--|--------|---------|-------|-------|----|----|----|-------|
| Other Assaults (Return A - 4e) | Male | 0 | 0 | 0 | 0 | 0 | 0 | 0 |
| | Female | 0 | 0 | 0 | 0 | 0 | 0 | 0 |
| Forgery and Counterfeiting | Male | 0 | 0 | 0 | 0 | 0 | 0 | 0 |
| | Female | 0 | 0 | 0 | 0 | 0 | 0 | 0 |
| Fraud | Male | 0 | 0 | 0 | 0 | 0 | 0 | 0 |
| | Female | 0 | 0 | 0 | 0 | 0 | 0 | 0 |
| Embezzlement | Male | 0 | 0 | 0 | 0 | 0 | 0 | 0 |
| | Female | 0 | 0 | 0 | 0 | 0 | 0 | 0 |
| Stolen Property; Buying, Receiving, Possessing | Male | 0 | 0 | 0 | 0 | 0 | 0 | 0 |
| | Female | 0 | 0 | 0 | 0 | 0 | 0 | 0 |
| Vandalism | Male | 1 | 1 | 1 | 0 | 0 | 0 | 3 |
| | Female | 0 | 0 | 0 | 0 | 0 | 0 | 0 |
| Weapons; Carrying, Possessing, etc. | Male | 0 | 0 | 0 | 0 | 0 | 0 | 0 |
| | Female | 0 | 0 | 0 | 0 | 0 | 0 | 0 |
| Total Other Offense Violations: Male | | 1 | 1 | 1 | 0 | 0 | 0 | 3 |
| Female | | 0 | 0 | 0 | 0 | 0 | 0 | 0 |

| Prostitution and Commercialized Vice: | | Under10 | 10-12 | 13-14 | 15 | 16 | 17 | Total |
|---|--------|---------|-------|-------|----|----|----|-------|
| Prostitution | Male | 0 | 0 | 0 | 0 | 0 | 0 | 0 |
| | Female | 0 | 0 | 0 | 0 | 0 | 0 | 0 |
| Assisting or Promoting Prostitution | Male | 0 | 0 | 0 | 0 | 0 | 0 | 0 |
| | Female | 0 | 0 | 0 | 0 | 0 | 0 | 0 |
| Purchasing Prostitution | Male | 0 | 0 | 0 | 0 | 0 | 0 | 0 |
| | Female | 0 | 0 | 0 | 0 | 0 | 0 | 0 |
| Sex Offenses (Except Forcible Rape and Prostitution) | Male | 0 | 0 | 0 | 0 | 0 | 0 | 0 |
| | Female | 0 | 0 | 0 | 0 | 0 | 0 | 0 |
| Total Prostitution & Commercialized Vice Violations: Male | | 0 | 0 | 0 | 0 | 0 | 0 | 0 |
| Female | | 0 | 0 | 0 | 0 | 0 | 0 | 0 |

2016 NHP - Southern Command Arrests - Juvenile
Under 18 Years of Age

Drug Abuse Violations:

| Sale/Manufacturing: | | Under10 | 10-12 | 13-14 | 15 | 16 | 17 | Total |
|--|---------------|----------------|--------------|--------------|-----------|-----------|-----------|--------------|
| Opium or Cocaine and Their Derivatives (Morphine, Heroin, Codeine) | Male | 0 | 0 | 0 | 0 | 0 | 0 | 0 |
| | Female | 0 | 0 | 0 | 0 | 0 | 0 | 0 |
| Marijuana | Male | 0 | 0 | 0 | 0 | 0 | 0 | 0 |
| | Female | 0 | 0 | 0 | 0 | 0 | 0 | 0 |
| Synthetic Narcotics - Manufactured Narcotics Which Can Cause True Drug Addiction Demerol, Methadones) | Male | 0 | 0 | 0 | 0 | 0 | 0 | 0 |
| | Female | 0 | 0 | 0 | 0 | 0 | 0 | 0 |
| Other - Dangerous Nonnarcotic Drugs (Barbiturates, Benzedrine) | Male | 0 | 0 | 0 | 0 | 0 | 0 | 0 |
| | Female | 0 | 0 | 0 | 0 | 0 | 0 | 0 |
| Possession: | | | | | | | | 0 |
| Opium or Cocaine and Their Derivatives (Morphine, Heroin, Codeine) | Male | 0 | 0 | 0 | 0 | 0 | 0 | 0 |
| | Female | 0 | 0 | 0 | 0 | 0 | 0 | 0 |
| Marijuana | Male | 0 | 0 | 0 | 2 | 1 | 7 | 10 |
| | Female | 0 | 0 | 0 | 0 | 0 | 0 | 0 |
| Synthetic Narcotics - Manufactured Narcotics Which Can Cause True Drug Addiction (Demerol, Methadones) | Male | 0 | 0 | 0 | 0 | 0 | 0 | 0 |
| | Female | 0 | 0 | 0 | 0 | 0 | 0 | 0 |
| Other - Dangerous Nonnarcotic Drugs (Barbiturates, Benzedrine) | Male | 0 | 0 | 0 | 0 | 0 | 0 | 0 |
| | Female | 0 | 0 | 0 | 0 | 0 | 0 | 0 |
| Total Drug Abuse Violations: | Male | 0 | 0 | 0 | 2 | 1 | 7 | 10 |
| | Female | 0 | 0 | 0 | 0 | 0 | 0 | 0 |

Gambling:

| | | Under10 | 10-12 | 13-14 | 15 | 16 | 17 | Total |
|-----------------------------------|---------------|----------------|--------------|--------------|-----------|-----------|-----------|--------------|
| Bookmaking (Horse and Sport Book) | Male | 0 | 0 | 0 | 0 | 0 | 0 | 0 |
| | Female | 0 | 0 | 0 | 0 | 0 | 0 | 0 |
| Numbers and Lottery | Male | 0 | 0 | 0 | 0 | 0 | 0 | 0 |
| | Female | 0 | 0 | 0 | 0 | 0 | 0 | 0 |
| All Other Gambling | Male | 0 | 0 | 0 | 0 | 0 | 0 | 0 |
| | Female | 0 | 0 | 0 | 0 | 0 | 0 | 0 |
| Total Gambling Violations: | Male | 0 | 0 | 0 | 0 | 0 | 0 | 0 |
| | Female | 0 | 0 | 0 | 0 | 0 | 0 | 0 |

Miscellaneous:

| | | Under10 | 10-12 | 13-14 | 15 | 16 | 17 | Total |
|--|---------------|----------------|--------------|--------------|-----------|-----------|-----------|--------------|
| Offenses Against the Family and Children | Male | 0 | 0 | 0 | 0 | 0 | 0 | 0 |
| | Female | 0 | 0 | 0 | 0 | 0 | 0 | 0 |
| Driving Under the Influence | Male | 0 | 0 | 0 | 0 | 2 | 5 | 7 |
| | Female | 0 | 0 | 0 | 0 | 0 | 0 | 0 |
| Liquor Laws | Male | 0 | 0 | 0 | 0 | 0 | 0 | 0 |
| | Female | 0 | 0 | 0 | 0 | 1 | 0 | 1 |
| Drunkenness | Male | 0 | 0 | 0 | 0 | 0 | 0 | 0 |
| | Female | 0 | 0 | 0 | 0 | 0 | 0 | 0 |
| Disorderly Conduct | Male | 0 | 0 | 0 | 0 | 0 | 0 | 0 |
| | Female | 0 | 0 | 0 | 0 | 0 | 0 | 0 |
| Vagrancy | Male | 0 | 0 | 0 | 0 | 0 | 0 | 0 |
| | Female | 0 | 0 | 0 | 0 | 0 | 0 | 0 |
| All Other Offenses (Except Traffic) | Male | 0 | 0 | 0 | 0 | 2 | 5 | 7 |
| | Female | 0 | 0 | 0 | 0 | 0 | 1 | 1 |
| Suspicion | Male | 0 | 0 | 0 | 0 | 0 | 0 | 0 |
| | Female | 0 | 0 | 0 | 0 | 0 | 0 | 0 |
| Total Miscellaneous Violations: | Male | 0 | 0 | 0 | 0 | 4 | 10 | 14 |
| | Female | 0 | 0 | 0 | 0 | 1 | 1 | 2 |

Human Trafficking:

| | | Under10 | 10-12 | 13-14 | 15 | 16 | 17 | Total |
|--|---------------|----------------|--------------|--------------|-----------|-----------|-----------|--------------|
| Human Trafficking/ Commercial Sex Acts | Male | 0 | 0 | 0 | 0 | 0 | 0 | 0 |
| | Female | 0 | 0 | 0 | 0 | 0 | 0 | 0 |
| Human Trafficking/ Involuntary Servitude | Male | 0 | 0 | 0 | 0 | 0 | 0 | 0 |
| | Female | 0 | 0 | 0 | 0 | 0 | 0 | 0 |
| Total Human Trafficking Violations: | Male | 0 | 0 | 0 | 0 | 0 | 0 | 0 |
| | Female | 0 | 0 | 0 | 0 | 0 | 0 | 0 |

THIS PAGE WAS LEFT INTENTIONALLY BLANK



Statewide Adult Arrestees: 18 – 24 years of age

By Agency and County

2016 Statewide Totals Arrests - Adult
18 - 24 Years of Age

| Index Crime: | | 18 | 19 | 20 | 21 | 22 | 23 | 24 |
|--|--------|-----|-----|-----|-----|-----|-----|-----|
| Murder and Nonnegligent Manslaughter | Male | 6 | 5 | 11 | 6 | 4 | 5 | 11 |
| | Female | 0 | 1 | 1 | 0 | 0 | 1 | 0 |
| Manslaughter by Negligence | Male | 0 | 0 | 0 | 0 | 0 | 0 | 0 |
| | Female | 0 | 0 | 0 | 0 | 0 | 0 | 0 |
| Rape | Male | 4 | 7 | 3 | 3 | 7 | 3 | 6 |
| | Female | 0 | 0 | 0 | 0 | 0 | 1 | 0 |
| Robbery | Male | 106 | 68 | 57 | 64 | 74 | 69 | 60 |
| | Female | 7 | 16 | 10 | 19 | 17 | 15 | 8 |
| Aggravated Assault (Return A - 4a-d) | Male | 78 | 96 | 133 | 119 | 159 | 125 | 137 |
| | Female | 35 | 38 | 32 | 56 | 58 | 63 | 55 |
| Burglary - Breaking or Entering | Male | 92 | 75 | 63 | 72 | 88 | 62 | 78 |
| | Female | 8 | 14 | 11 | 16 | 22 | 16 | 27 |
| Larceny - Theft (Except Motor Vehicle Theft) | Male | 121 | 105 | 104 | 130 | 147 | 132 | 142 |
| | Female | 76 | 106 | 88 | 108 | 101 | 122 | 79 |
| Motor Vehicle Theft | Male | 33 | 24 | 17 | 28 | 18 | 22 | 24 |
| | Female | 8 | 7 | 8 | 4 | 6 | 6 | 8 |
| Arson | Male | 1 | 1 | 1 | 0 | 1 | 1 | 0 |
| | Female | 0 | 0 | 1 | 1 | 0 | 0 | 1 |
| Total Index Crimes Violations: | | | | | | | | |
| | Male | 441 | 381 | 389 | 422 | 498 | 419 | 458 |
| | Female | 134 | 182 | 151 | 204 | 204 | 224 | 178 |

| Other Offenses: | | 18 | 19 | 20 | 21 | 22 | 23 | 24 |
|--|--------|-----|-----|-----|-----|-----|-----|-----|
| Other Assaults (Return A - 4e) | Male | 155 | 177 | 193 | 273 | 290 | 356 | 343 |
| | Female | 84 | 110 | 137 | 152 | 172 | 222 | 189 |
| Forgery and Counterfeiting | Male | 1 | 7 | 3 | 9 | 17 | 12 | 11 |
| | Female | 1 | 4 | 7 | 3 | 10 | 7 | 4 |
| Fraud | Male | 19 | 19 | 25 | 30 | 32 | 32 | 29 |
| | Female | 7 | 13 | 16 | 9 | 24 | 13 | 13 |
| Embezzlement | Male | 2 | 6 | 6 | 7 | 7 | 6 | 5 |
| | Female | 2 | 9 | 6 | 4 | 4 | 4 | 4 |
| Stolen Property; Buying, Receiving, Possessing | Male | 38 | 26 | 51 | 31 | 33 | 35 | 41 |
| | Female | 3 | 13 | 10 | 8 | 13 | 8 | 7 |
| Vandalism | Male | 45 | 31 | 39 | 51 | 47 | 46 | 40 |
| | Female | 10 | 4 | 4 | 6 | 13 | 5 | 7 |
| Weapons; Carrying, Possessing, etc. | Male | 52 | 50 | 60 | 57 | 84 | 60 | 73 |
| | Female | 5 | 4 | 3 | 5 | 1 | 4 | 5 |
| Total Other Offense Violations: | | | | | | | | |
| | Male | 312 | 316 | 377 | 458 | 510 | 547 | 542 |
| | Female | 112 | 157 | 183 | 187 | 237 | 263 | 229 |

| Prostitution and Commercialized Vice: | | 18 | 19 | 20 | 21 | 22 | 23 | 24 |
|--|--------|-----|-----|-----|-----|-----|-----|-----|
| Prostitution | Male | 2 | 1 | 0 | 1 | 5 | 7 | 3 |
| | Female | 100 | 136 | 198 | 214 | 238 | 197 | 186 |
| Assisting or Promoting Prostitution | Male | 0 | 2 | 0 | 2 | 1 | 1 | 0 |
| | Female | 0 | 0 | 0 | 3 | 0 | 1 | 0 |
| Purchasing Prostitution | Male | 0 | 0 | 1 | 3 | 0 | 2 | 0 |
| | Female | 0 | 0 | 0 | 0 | 0 | 0 | 0 |
| Sex Offenses (Except Forcible Rape and Prostitution) | Male | 7 | 18 | 8 | 16 | 10 | 16 | 13 |
| | Female | 1 | 3 | 3 | 3 | 3 | 2 | 0 |
| Total Prostitution & Commercialized Vice Violations: | | | | | | | | |
| | Male | 9 | 21 | 9 | 22 | 16 | 26 | 16 |
| | Female | 101 | 139 | 201 | 220 | 241 | 200 | 186 |

2016 Statewide Totals Arrests - Adult
18 - 24 Years of Age

Drug Abuse Violations:

| Sale/Manufacturing: | | 18 | 19 | 20 | 21 | 22 | 23 | 24 |
|--|--------|------------|------------|------------|------------|------------|------------|------------|
| Opium or Cocaine and Their Derivatives (Morphine, Heroin, Codeine) | Male | 5 | 11 | 9 | 15 | 22 | 14 | 18 |
| | Female | 0 | 5 | 2 | 4 | 3 | 1 | 1 |
| Marijuana | Male | 38 | 44 | 40 | 39 | 37 | 35 | 20 |
| | Female | 7 | 5 | 6 | 1 | 6 | 6 | 3 |
| Synthetic Narcotics - Manufactured Narcotics Which Can Cause True Drug Addiction (Demerol, Methadones) | Male | 3 | 3 | 6 | 10 | 7 | 14 | 12 |
| | Female | 1 | 1 | 2 | 3 | 2 | 4 | 6 |
| Other - Dangerous Nonnarcotic Drugs (Barbiturates, Benzedrine) | Male | 7 | 4 | 13 | 11 | 10 | 21 | 15 |
| | Female | 1 | 2 | 2 | 4 | 5 | 3 | 2 |
| Possession: | | | | | | | | |
| Opium or Cocaine and Their Derivatives (Morphine, Heroin, Codeine) | Male | 15 | 15 | 18 | 32 | 23 | 40 | 51 |
| | Female | 3 | 8 | 8 | 11 | 12 | 12 | 9 |
| Marijuana | Male | 289 | 308 | 295 | 247 | 244 | 222 | 242 |
| | Female | 49 | 63 | 70 | 77 | 65 | 76 | 54 |
| Synthetic Narcotics - Manufactured Narcotics Which Can Cause True Drug Addiction (Demerol, Methadones) | Male | 12 | 15 | 20 | 27 | 29 | 26 | 35 |
| | Female | 3 | 6 | 8 | 14 | 14 | 4 | 12 |
| Other - Dangerous Nonnarcotic Drugs (Barbiturates, Benzedrine) | Male | 31 | 42 | 35 | 67 | 61 | 84 | 76 |
| | Female | 5 | 10 | 13 | 20 | 38 | 21 | 24 |
| Total Drug Abuse Violations: | | | | | | | | |
| | Male | 400 | 442 | 436 | 448 | 433 | 456 | 469 |
| | Female | 69 | 100 | 111 | 134 | 145 | 127 | 111 |

Gambling:

| | | 18 | 19 | 20 | 21 | 22 | 23 | 24 |
|-----------------------------------|--------|-----------|-----------|-----------|-----------|-----------|-----------|-----------|
| Bookmaking (Horse and Sport Book) | Male | 0 | 0 | 0 | 0 | 0 | 0 | 0 |
| | Female | 0 | 0 | 0 | 0 | 0 | 0 | 0 |
| Numbers and Lottery | Male | 0 | 0 | 0 | 0 | 0 | 0 | 0 |
| | Female | 0 | 0 | 0 | 0 | 0 | 0 | 0 |
| All Other Gambling | Male | 2 | 8 | 10 | 0 | 0 | 1 | 0 |
| | Female | 1 | 3 | 2 | 0 | 0 | 0 | 0 |
| Total Gambling Violations: | | | | | | | | |
| | Male | 2 | 8 | 10 | 0 | 0 | 1 | 0 |
| | Female | 1 | 3 | 2 | 0 | 0 | 0 | 0 |

Miscellaneous:

| | | 18 | 19 | 20 | 21 | 22 | 23 | 24 |
|--|--------|------------|--------------|--------------|--------------|--------------|--------------|--------------|
| Offenses Against the Family and Children | Male | 35 | 26 | 23 | 18 | 20 | 16 | 24 |
| | Female | 12 | 10 | 8 | 15 | 6 | 15 | 23 |
| Driving Under the Influence | Male | 92 | 132 | 195 | 310 | 287 | 315 | 339 |
| | Female | 25 | 38 | 48 | 109 | 116 | 129 | 136 |
| Liquor Laws | Male | 177 | 183 | 166 | 33 | 35 | 32 | 31 |
| | Female | 108 | 76 | 59 | 5 | 7 | 5 | 9 |
| Drunkenness | Male | 6 | 2 | 3 | 3 | 1 | 8 | 5 |
| | Female | 2 | 5 | 2 | 0 | 2 | 1 | 1 |
| Disorderly Conduct | Male | 12 | 12 | 10 | 20 | 27 | 30 | 29 |
| | Female | 3 | 7 | 2 | 5 | 9 | 7 | 9 |
| Vagrancy | Male | 9 | 10 | 22 | 23 | 20 | 16 | 21 |
| | Female | 32 | 51 | 66 | 3 | 2 | 2 | 1 |
| All Other Offenses (Except Traffic) | Male | 556 | 751 | 911 | 1,110 | 1,133 | 1,205 | 1,274 |
| | Female | 173 | 319 | 408 | 573 | 690 | 659 | 600 |
| Suspicion | Male | 0 | 0 | 0 | 0 | 0 | 0 | 0 |
| | Female | 0 | 0 | 0 | 0 | 0 | 0 | 0 |
| Total Miscellaneous Violations: | | | | | | | | |
| | Male | 887 | 1,116 | 1,330 | 1,517 | 1,523 | 1,622 | 1,723 |
| | Female | 355 | 506 | 593 | 710 | 832 | 818 | 779 |

Human Trafficking:

| | | 18 | 19 | 20 | 21 | 22 | 23 | 24 |
|--|--------|-----------|-----------|-----------|-----------|-----------|-----------|-----------|
| Human Trafficking/ Commercial Sex Acts | Male | 1 | 1 | 1 | 0 | 1 | 2 | 1 |
| | Female | 1 | 0 | 2 | 0 | 0 | 0 | 1 |
| Human Trafficking/ Involuntary Servitude | Male | 1 | 0 | 0 | 0 | 1 | 0 | 0 |
| | Female | 0 | 0 | 0 | 0 | 0 | 0 | 0 |
| Total Human Trafficking Violations: | | | | | | | | |
| | Male | 2 | 1 | 1 | 0 | 2 | 2 | 1 |
| | Female | 1 | 0 | 2 | 0 | 0 | 0 | 1 |

2016 Carson County Arrests - Adult
18 - 24 Years of Age

| Index Crime: | | 18 | 19 | 20 | 21 | 22 | 23 | 24 |
|--|--------|----|----|----|----|----|----|----|
| Murder and Nonnegligent Manslaughter | Male | 2 | 2 | 1 | 1 | 0 | 0 | 0 |
| | Female | 0 | 0 | 0 | 0 | 0 | 0 | 0 |
| Manslaughter by Negligence | Male | 0 | 0 | 0 | 0 | 0 | 0 | 0 |
| | Female | 0 | 0 | 0 | 0 | 0 | 0 | 0 |
| Rape | Male | 0 | 0 | 0 | 0 | 0 | 0 | 0 |
| | Female | 0 | 0 | 0 | 0 | 0 | 0 | 0 |
| Robbery | Male | 0 | 0 | 0 | 1 | 0 | 0 | 0 |
| | Female | 0 | 0 | 0 | 0 | 0 | 0 | 0 |
| Aggravated Assault (Return A - 4a-d) | Male | 2 | 8 | 5 | 3 | 8 | 4 | 6 |
| | Female | 3 | 4 | 0 | 2 | 5 | 4 | 3 |
| Burglary - Breaking or Entering | Male | 1 | 3 | 3 | 4 | 5 | 0 | 2 |
| | Female | 0 | 1 | 0 | 0 | 1 | 3 | 0 |
| Larceny - Theft (Except Motor Vehicle Theft) | Male | 6 | 5 | 5 | 9 | 7 | 4 | 6 |
| | Female | 7 | 3 | 9 | 4 | 5 | 4 | 5 |
| Motor Vehicle Theft | Male | 1 | 1 | 0 | 1 | 0 | 0 | 0 |
| | Female | 0 | 0 | 0 | 0 | 0 | 0 | 1 |
| Arson | Male | 0 | 0 | 0 | 0 | 0 | 0 | 0 |
| | Female | 0 | 0 | 0 | 0 | 0 | 0 | 0 |
| Total Index Crimes Violations: | | | | | | | | |
| | Male | 12 | 19 | 14 | 19 | 20 | 8 | 14 |
| | Female | 10 | 8 | 9 | 6 | 11 | 11 | 9 |

| Other Offenses: | | 18 | 19 | 20 | 21 | 22 | 23 | 24 |
|--|--------|----|----|----|----|----|----|----|
| Other Assaults (Return A - 4e) | Male | 1 | 0 | 2 | 2 | 0 | 1 | 0 |
| | Female | 0 | 0 | 0 | 0 | 0 | 2 | 0 |
| Forgery and Counterfeiting | Male | 0 | 0 | 0 | 1 | 1 | 0 | 0 |
| | Female | 0 | 0 | 1 | 0 | 1 | 0 | 0 |
| Fraud | Male | 1 | 0 | 1 | 1 | 0 | 1 | 1 |
| | Female | 0 | 1 | 2 | 0 | 0 | 0 | 0 |
| Embezzlement | Male | 0 | 0 | 0 | 0 | 1 | 0 | 0 |
| | Female | 0 | 0 | 0 | 0 | 0 | 0 | 0 |
| Stolen Property; Buying, Receiving, Possessing | Male | 0 | 0 | 1 | 0 | 0 | 0 | 0 |
| | Female | 0 | 1 | 0 | 1 | 0 | 0 | 0 |
| Vandalism | Male | 2 | 1 | 0 | 0 | 0 | 0 | 0 |
| | Female | 1 | 0 | 0 | 0 | 0 | 0 | 0 |
| Weapons; Carrying, Possessing, etc. | Male | 0 | 0 | 0 | 0 | 0 | 0 | 0 |
| | Female | 0 | 0 | 0 | 1 | 0 | 0 | 1 |
| Total Other Offense Violations: | | | | | | | | |
| | Male | 4 | 1 | 4 | 4 | 2 | 2 | 1 |
| | Female | 1 | 2 | 3 | 2 | 1 | 2 | 1 |

| Prostitution and Commercialized Vice: | | 18 | 19 | 20 | 21 | 22 | 23 | 24 |
|--|--------|----|----|----|----|----|----|----|
| Prostitution | Male | 0 | 0 | 0 | 0 | 0 | 0 | 0 |
| | Female | 0 | 0 | 0 | 0 | 0 | 0 | 0 |
| Assisting or Promoting Prostitution | Male | 0 | 0 | 0 | 0 | 0 | 0 | 0 |
| | Female | 0 | 0 | 0 | 0 | 0 | 0 | 0 |
| Purchasing Prostitution | Male | 0 | 0 | 0 | 0 | 0 | 0 | 0 |
| | Female | 0 | 0 | 0 | 0 | 0 | 0 | 0 |
| Sex Offenses (Except Forcible Rape and Prostitution) | Male | 0 | 0 | 0 | 1 | 0 | 1 | 1 |
| | Female | 0 | 0 | 0 | 0 | 0 | 0 | 0 |
| Total Prostitution & Commercialized Vice Violations: | | | | | | | | |
| | Male | 0 | 0 | 0 | 1 | 0 | 1 | 1 |
| | Female | 0 | 0 | 0 | 0 | 0 | 0 | 0 |

2016 Carson County Arrests - Adult
18 - 24 Years of Age

Drug Abuse Violations:

| Sale/Manufacturing: | | 18 | 19 | 20 | 21 | 22 | 23 | 24 |
|--|--------|-----------|-----------|-----------|-----------|-----------|-----------|-----------|
| Opium or Cocaine and Their Derivatives (Morphine, Heroin, Codeine) | Male | 1 | 0 | 0 | 0 | 1 | 0 | 0 |
| | Female | 0 | 0 | 1 | 0 | 0 | 0 | 0 |
| Marijuana | Male | 2 | 0 | 0 | 1 | 0 | 0 | 0 |
| | Female | 0 | 0 | 0 | 0 | 0 | 0 | 0 |
| Synthetic Narcotics - Manufactured Narcotics Which Can Cause True Drug Addiction (Demerol, Methadones) | Male | 0 | 0 | 0 | 0 | 0 | 0 | 0 |
| | Female | 0 | 0 | 0 | 0 | 0 | 0 | 0 |
| Other - Dangerous Nonnarcotic Drugs (Barbiturates, Benzedrine) | Male | 0 | 0 | 0 | 0 | 0 | 0 | 0 |
| | Female | 0 | 0 | 0 | 0 | 0 | 0 | 0 |
| Possession: | | | | | | | | |
| Opium or Cocaine and Their Derivatives (Morphine, Heroin, Codeine) | Male | 3 | 1 | 0 | 3 | 2 | 4 | 5 |
| | Female | 0 | 2 | 0 | 1 | 1 | 0 | 0 |
| Marijuana | Male | 8 | 6 | 5 | 2 | 1 | 1 | 3 |
| | Female | 1 | 2 | 0 | 1 | 1 | 0 | 2 |
| Synthetic Narcotics - Manufactured Narcotics Which Can Cause True Drug Addiction (Demerol, Methadones) | Male | 0 | 0 | 0 | 0 | 0 | 0 | 0 |
| | Female | 1 | 0 | 0 | 0 | 0 | 0 | 0 |
| Other - Dangerous Nonnarcotic Drugs (Barbiturates, Benzedrine) | Male | 0 | 0 | 0 | 0 | 0 | 0 | 0 |
| | Female | 0 | 0 | 0 | 0 | 0 | 0 | 0 |
| Total Drug Abuse Violations: | | | | | | | | |
| | Male | 14 | 7 | 5 | 6 | 4 | 5 | 8 |
| | Female | 2 | 4 | 1 | 2 | 2 | 0 | 2 |

Gambling:

| | | 18 | 19 | 20 | 21 | 22 | 23 | 24 |
|-----------------------------------|--------|-----------|-----------|-----------|-----------|-----------|-----------|-----------|
| Bookmaking (Horse and Sport Book) | Male | 0 | 0 | 0 | 0 | 0 | 0 | 0 |
| | Female | 0 | 0 | 0 | 0 | 0 | 0 | 0 |
| Numbers and Lottery | Male | 0 | 0 | 0 | 0 | 0 | 0 | 0 |
| | Female | 0 | 0 | 0 | 0 | 0 | 0 | 0 |
| All Other Gambling | Male | 0 | 0 | 2 | 0 | 0 | 0 | 0 |
| | Female | 0 | 0 | 0 | 0 | 0 | 0 | 0 |
| Total Gambling Violations: | | | | | | | | |
| | Male | 0 | 0 | 2 | 0 | 0 | 0 | 0 |
| | Female | 0 | 0 | 0 | 0 | 0 | 0 | 0 |

Miscellaneous:

| | | 18 | 19 | 20 | 21 | 22 | 23 | 24 |
|--|--------|-----------|-----------|-----------|-----------|-----------|-----------|-----------|
| Offenses Against the Family and Children | Male | 2 | 2 | 1 | 0 | 1 | 1 | 1 |
| | Female | 0 | 0 | 1 | 1 | 0 | 0 | 1 |
| Driving Under the Influence | Male | 1 | 0 | 0 | 4 | 5 | 6 | 5 |
| | Female | 0 | 0 | 1 | 1 | 2 | 1 | 3 |
| Liquor Laws | Male | 14 | 14 | 20 | 0 | 1 | 2 | 3 |
| | Female | 4 | 3 | 4 | 0 | 0 | 0 | 0 |
| Drunkenness | Male | 0 | 0 | 0 | 0 | 0 | 0 | 0 |
| | Female | 0 | 0 | 0 | 0 | 0 | 0 | 0 |
| Disorderly Conduct | Male | 1 | 0 | 0 | 0 | 0 | 3 | 2 |
| | Female | 0 | 0 | 0 | 1 | 0 | 0 | 0 |
| Vagrancy | Male | 0 | 0 | 0 | 0 | 0 | 0 | 0 |
| | Female | 0 | 0 | 0 | 0 | 0 | 0 | 0 |
| All Other Offenses (Except Traffic) | Male | 46 | 57 | 39 | 49 | 48 | 41 | 49 |
| | Female | 15 | 26 | 16 | 21 | 26 | 21 | 19 |
| Suspicion | Male | 0 | 0 | 0 | 0 | 0 | 0 | 0 |
| | Female | 0 | 0 | 0 | 0 | 0 | 0 | 0 |
| Total Miscellaneous Violations: | | | | | | | | |
| | Male | 64 | 73 | 60 | 53 | 55 | 53 | 60 |
| | Female | 19 | 29 | 22 | 24 | 28 | 22 | 23 |

Human Trafficking:

| | | 18 | 19 | 20 | 21 | 22 | 23 | 24 |
|--|--------|-----------|-----------|-----------|-----------|-----------|-----------|-----------|
| Human Trafficking/ Commercial Sex Acts | Male | 0 | 0 | 0 | 0 | 0 | 0 | 0 |
| | Female | 0 | 0 | 0 | 0 | 0 | 0 | 0 |
| Human Trafficking/ Involuntary Servitude | Male | 0 | 0 | 0 | 0 | 0 | 0 | 0 |
| | Female | 0 | 0 | 0 | 0 | 0 | 0 | 0 |
| Total Human Trafficking Violations: | | | | | | | | |
| | Male | 0 | 0 | 0 | 0 | 0 | 0 | 0 |
| | Female | 0 | 0 | 0 | 0 | 0 | 0 | 0 |

2016 Churchill County Arrests - Adult
18 - 24 Years of Age

| Index Crime: | | 18 | 19 | 20 | 21 | 22 | 23 | 24 |
|--|--------|----|----|----|----|----|----|----|
| Murder and Nonnegligent Manslaughter | Male | 0 | 0 | 0 | 0 | 0 | 0 | 0 |
| | Female | 0 | 0 | 0 | 0 | 0 | 0 | 0 |
| Manslaughter by Negligence | Male | 0 | 0 | 0 | 0 | 0 | 0 | 0 |
| | Female | 0 | 0 | 0 | 0 | 0 | 0 | 0 |
| Rape | Male | 0 | 0 | 0 | 0 | 0 | 0 | 0 |
| | Female | 0 | 0 | 0 | 0 | 0 | 0 | 0 |
| Robbery | Male | 0 | 0 | 0 | 0 | 0 | 1 | 0 |
| | Female | 0 | 0 | 0 | 0 | 0 | 0 | 0 |
| Aggravated Assault (Return A - 4a-d) | Male | 0 | 1 | 0 | 0 | 0 | 0 | 0 |
| | Female | 0 | 0 | 0 | 0 | 0 | 0 | 0 |
| Burglary - Breaking or Entering | Male | 0 | 1 | 0 | 0 | 1 | 0 | 1 |
| | Female | 0 | 0 | 0 | 0 | 0 | 0 | 1 |
| Larceny - Theft (Except Motor Vehicle Theft) | Male | 0 | 0 | 1 | 0 | 3 | 1 | 1 |
| | Female | 0 | 2 | 2 | 0 | 0 | 0 | 0 |
| Motor Vehicle Theft | Male | 1 | 1 | 0 | 0 | 0 | 0 | 0 |
| | Female | 0 | 0 | 0 | 0 | 0 | 0 | 0 |
| Arson | Male | 0 | 0 | 0 | 0 | 0 | 0 | 0 |
| | Female | 0 | 0 | 0 | 0 | 0 | 0 | 0 |
| Total Index Crimes Violations: Male | | 1 | 3 | 1 | 0 | 4 | 2 | 2 |
| Female | | 0 | 2 | 2 | 0 | 0 | 0 | 1 |

| Other Offenses: | | 18 | 19 | 20 | 21 | 22 | 23 | 24 |
|--|--------|----|----|----|----|----|----|----|
| Other Assaults (Return A - 4e) | Male | 2 | 0 | 0 | 5 | 1 | 0 | 3 |
| | Female | 1 | 2 | 0 | 1 | 1 | 0 | 1 |
| Forgery and Counterfeiting | Male | 0 | 0 | 0 | 0 | 0 | 0 | 0 |
| | Female | 0 | 0 | 0 | 0 | 0 | 0 | 0 |
| Fraud | Male | 1 | 2 | 1 | 0 | 0 | 0 | 0 |
| | Female | 0 | 0 | 0 | 0 | 0 | 0 | 0 |
| Embezzlement | Male | 0 | 0 | 0 | 0 | 0 | 0 | 0 |
| | Female | 0 | 0 | 0 | 0 | 0 | 0 | 0 |
| Stolen Property; Buying, Receiving, Possessing | Male | 0 | 0 | 0 | 0 | 0 | 0 | 1 |
| | Female | 0 | 0 | 0 | 0 | 0 | 0 | 0 |
| Vandalism | Male | 0 | 0 | 0 | 0 | 0 | 1 | 1 |
| | Female | 0 | 0 | 0 | 0 | 0 | 0 | 0 |
| Weapons; Carrying, Possessing, etc. | Male | 0 | 0 | 0 | 0 | 2 | 0 | 0 |
| | Female | 0 | 0 | 0 | 0 | 0 | 0 | 0 |
| Total Other Offense Violations: Male | | 3 | 2 | 1 | 5 | 3 | 1 | 5 |
| Female | | 1 | 2 | 0 | 1 | 1 | 0 | 1 |

| Prostitution and Commercialized Vice: | | 18 | 19 | 20 | 21 | 22 | 23 | 24 |
|---|--------|----|----|----|----|----|----|----|
| Prostitution | Male | 0 | 0 | 0 | 0 | 0 | 0 | 0 |
| | Female | 0 | 0 | 0 | 0 | 0 | 0 | 0 |
| Assisting or Promoting Prostitution | Male | 0 | 0 | 0 | 0 | 0 | 0 | 0 |
| | Female | 0 | 0 | 0 | 0 | 0 | 0 | 0 |
| Purchasing Prostitution | Male | 0 | 0 | 0 | 0 | 0 | 0 | 0 |
| | Female | 0 | 0 | 0 | 0 | 0 | 0 | 0 |
| Sex Offenses (Except Forcible Rape and Prostitution) | Male | 0 | 1 | 0 | 0 | 0 | 0 | 0 |
| | Female | 0 | 0 | 0 | 0 | 0 | 0 | 0 |
| Total Prostitution & Commercialized Vice Violations: Male | | 0 | 1 | 0 | 0 | 0 | 0 | 0 |
| Female | | 0 | 0 | 0 | 0 | 0 | 0 | 0 |

2016 Churchill County Arrests - Adult
18 - 24 Years of Age

Drug Abuse Violations:

| Sale/Manufacturing: | | 18 | 19 | 20 | 21 | 22 | 23 | 24 |
|--|--------|-----------|-----------|-----------|-----------|-----------|-----------|-----------|
| Opium or Cocaine and Their Derivatives (Morphine, Heroin, Codeine) | Male | 0 | 0 | 0 | 0 | 0 | 0 | 0 |
| | Female | 0 | 0 | 0 | 0 | 0 | 0 | 0 |
| Marijuana | Male | 0 | 0 | 1 | 0 | 0 | 0 | 0 |
| | Female | 1 | 0 | 0 | 0 | 0 | 0 | 0 |
| Synthetic Narcotics - Manufactured Narcotics Which Can Cause True Drug Addiction (Demerol, Methadones) | Male | 0 | 0 | 0 | 0 | 0 | 0 | 0 |
| | Female | 0 | 0 | 0 | 0 | 0 | 0 | 0 |
| Other - Dangerous Nonnarcotic Drugs (Barbiturates, Benzedrine) | Male | 0 | 0 | 0 | 0 | 0 | 0 | 0 |
| | Female | 0 | 0 | 0 | 0 | 0 | 0 | 0 |
| Possession: | | | | | | | | |
| Opium or Cocaine and Their Derivatives (Morphine, Heroin, Codeine) | Male | 0 | 0 | 0 | 0 | 0 | 0 | 0 |
| | Female | 0 | 0 | 0 | 1 | 1 | 0 | 0 |
| Marijuana | Male | 0 | 3 | 2 | 4 | 1 | 1 | 4 |
| | Female | 0 | 2 | 2 | 0 | 0 | 0 | 0 |
| Synthetic Narcotics - Manufactured Narcotics Which Can Cause True Drug Addiction (Demerol, Methadones) | Male | 0 | 0 | 1 | 0 | 0 | 0 | 1 |
| | Female | 0 | 0 | 0 | 0 | 1 | 0 | 0 |
| Other - Dangerous Nonnarcotic Drugs (Barbiturates, Benzedrine) | Male | 0 | 0 | 0 | 0 | 0 | 0 | 3 |
| | Female | 0 | 0 | 0 | 0 | 3 | 0 | 0 |
| Total Drug Abuse Violations: | | | | | | | | |
| | Male | 0 | 3 | 4 | 4 | 1 | 1 | 8 |
| | Female | 1 | 2 | 2 | 1 | 5 | 0 | 0 |

Gambling:

| | | 18 | 19 | 20 | 21 | 22 | 23 | 24 |
|-----------------------------------|--------|-----------|-----------|-----------|-----------|-----------|-----------|-----------|
| Bookmaking (Horse and Sport Book) | Male | 0 | 0 | 0 | 0 | 0 | 0 | 0 |
| | Female | 0 | 0 | 0 | 0 | 0 | 0 | 0 |
| Numbers and Lottery | Male | 0 | 0 | 0 | 0 | 0 | 0 | 0 |
| | Female | 0 | 0 | 0 | 0 | 0 | 0 | 0 |
| All Other Gambling | Male | 0 | 0 | 0 | 0 | 0 | 0 | 0 |
| | Female | 0 | 0 | 0 | 0 | 0 | 0 | 0 |
| Total Gambling Violations: | | | | | | | | |
| | Male | 0 | 0 | 0 | 0 | 0 | 0 | 0 |
| | Female | 0 | 0 | 0 | 0 | 0 | 0 | 0 |

Miscellaneous:

| | | 18 | 19 | 20 | 21 | 22 | 23 | 24 |
|--|--------|-----------|-----------|-----------|-----------|-----------|-----------|-----------|
| Offenses Against the Family and Children | Male | 0 | 0 | 0 | 0 | 0 | 0 | 0 |
| | Female | 0 | 0 | 0 | 0 | 0 | 0 | 0 |
| Driving Under the Influence | Male | 0 | 0 | 1 | 4 | 0 | 0 | 3 |
| | Female | 0 | 0 | 0 | 1 | 0 | 2 | 2 |
| Liquor Laws | Male | 10 | 5 | 10 | 1 | 0 | 0 | 0 |
| | Female | 2 | 2 | 1 | 0 | 0 | 0 | 0 |
| Drunkenness | Male | 0 | 1 | 0 | 0 | 0 | 0 | 0 |
| | Female | 0 | 0 | 0 | 0 | 0 | 0 | 0 |
| Disorderly Conduct | Male | 1 | 0 | 0 | 0 | 2 | 2 | 2 |
| | Female | 0 | 0 | 0 | 0 | 0 | 0 | 0 |
| Vagrancy | Male | 0 | 0 | 0 | 0 | 0 | 0 | 0 |
| | Female | 0 | 0 | 0 | 0 | 0 | 0 | 0 |
| All Other Offenses (Except Traffic) | Male | 1 | 6 | 14 | 8 | 14 | 7 | 17 |
| | Female | 2 | 4 | 7 | 3 | 7 | 5 | 4 |
| Suspicion | Male | 0 | 0 | 0 | 0 | 0 | 0 | 0 |
| | Female | 0 | 0 | 0 | 0 | 0 | 0 | 0 |
| Total Miscellaneous Violations: | | | | | | | | |
| | Male | 12 | 12 | 25 | 13 | 16 | 9 | 22 |
| | Female | 4 | 6 | 8 | 4 | 7 | 7 | 6 |

Human Trafficking:

| | | 18 | 19 | 20 | 21 | 22 | 23 | 24 |
|--|--------|-----------|-----------|-----------|-----------|-----------|-----------|-----------|
| Human Trafficking/ Commercial Sex Acts | Male | 0 | 0 | 0 | 0 | 0 | 0 | 0 |
| | Female | 0 | 0 | 0 | 0 | 0 | 0 | 0 |
| Human Trafficking/ Involuntary Servitude | Male | 0 | 0 | 0 | 0 | 0 | 0 | 0 |
| | Female | 0 | 0 | 0 | 0 | 0 | 0 | 0 |
| Total Human Trafficking Violations: | | | | | | | | |
| | Male | 0 | 0 | 0 | 0 | 0 | 0 | 0 |
| | Female | 0 | 0 | 0 | 0 | 0 | 0 | 0 |

2016 Churchill County SO Arrests - Adult
18 - 24 Years of Age

| Index Crime: | | 18 | 19 | 20 | 21 | 22 | 23 | 24 |
|--|--------|----|----|----|----|----|----|----|
| Murder and Nonnegligent Manslaughter | Male | 0 | 0 | 0 | 0 | 0 | 0 | 0 |
| | Female | 0 | 0 | 0 | 0 | 0 | 0 | 0 |
| Manslaughter by Negligence | Male | 0 | 0 | 0 | 0 | 0 | 0 | 0 |
| | Female | 0 | 0 | 0 | 0 | 0 | 0 | 0 |
| Rape | Male | 0 | 0 | 0 | 0 | 0 | 0 | 0 |
| | Female | 0 | 0 | 0 | 0 | 0 | 0 | 0 |
| Robbery | Male | 0 | 0 | 0 | 0 | 0 | 1 | 0 |
| | Female | 0 | 0 | 0 | 0 | 0 | 0 | 0 |
| Aggravated Assault (Return A - 4a-d) | Male | 0 | 1 | 0 | 0 | 0 | 0 | 0 |
| | Female | 0 | 0 | 0 | 0 | 0 | 0 | 0 |
| Burglary - Breaking or Entering | Male | 0 | 1 | 0 | 0 | 0 | 0 | 1 |
| | Female | 0 | 0 | 0 | 0 | 0 | 0 | 0 |
| Larceny - Theft (Except Motor Vehicle Theft) | Male | 0 | 0 | 0 | 0 | 0 | 0 | 1 |
| | Female | 0 | 0 | 0 | 0 | 0 | 0 | 0 |
| Motor Vehicle Theft | Male | 1 | 1 | 0 | 0 | 0 | 0 | 0 |
| | Female | 0 | 0 | 0 | 0 | 0 | 0 | 0 |
| Arson | Male | 0 | 0 | 0 | 0 | 0 | 0 | 0 |
| | Female | 0 | 0 | 0 | 0 | 0 | 0 | 0 |
| Total Index Crimes Violations: Male | | 1 | 3 | 0 | 0 | 0 | 1 | 2 |
| Female | | 0 | 0 | 0 | 0 | 0 | 0 | 0 |

| Other Offenses: | | 18 | 19 | 20 | 21 | 22 | 23 | 24 |
|--|--------|----|----|----|----|----|----|----|
| Other Assaults (Return A - 4e) | Male | 1 | 0 | 0 | 4 | 1 | 0 | 1 |
| | Female | 0 | 2 | 0 | 1 | 0 | 0 | 0 |
| Forgery and Counterfeiting | Male | 0 | 0 | 0 | 0 | 0 | 0 | 0 |
| | Female | 0 | 0 | 0 | 0 | 0 | 0 | 0 |
| Fraud | Male | 1 | 0 | 1 | 0 | 0 | 0 | 0 |
| | Female | 0 | 0 | 0 | 0 | 0 | 0 | 0 |
| Embezzlement | Male | 0 | 0 | 0 | 0 | 0 | 0 | 0 |
| | Female | 0 | 0 | 0 | 0 | 0 | 0 | 0 |
| Stolen Property; Buying, Receiving, Possessing | Male | 0 | 0 | 0 | 0 | 0 | 0 | 1 |
| | Female | 0 | 0 | 0 | 0 | 0 | 0 | 0 |
| Vandalism | Male | 0 | 0 | 0 | 0 | 0 | 1 | 1 |
| | Female | 0 | 0 | 0 | 0 | 0 | 0 | 0 |
| Weapons; Carrying, Possessing, etc. | Male | 0 | 0 | 0 | 0 | 2 | 0 | 0 |
| | Female | 0 | 0 | 0 | 0 | 0 | 0 | 0 |
| Total Other Offense Violations: Male | | 2 | 0 | 1 | 4 | 3 | 1 | 3 |
| Female | | 0 | 2 | 0 | 1 | 0 | 0 | 0 |

| Prostitution and Commercialized Vice: | | 18 | 19 | 20 | 21 | 22 | 23 | 24 |
|---|--------|----|----|----|----|----|----|----|
| Prostitution | Male | 0 | 0 | 0 | 0 | 0 | 0 | 0 |
| | Female | 0 | 0 | 0 | 0 | 0 | 0 | 0 |
| Assisting or Promoting Prostitution | Male | 0 | 0 | 0 | 0 | 0 | 0 | 0 |
| | Female | 0 | 0 | 0 | 0 | 0 | 0 | 0 |
| Purchasing Prostitution | Male | 0 | 0 | 0 | 0 | 0 | 0 | 0 |
| | Female | 0 | 0 | 0 | 0 | 0 | 0 | 0 |
| Sex Offenses (Except Forcible Rape and Prostitution) | Male | 0 | 1 | 0 | 0 | 0 | 0 | 0 |
| | Female | 0 | 0 | 0 | 0 | 0 | 0 | 0 |
| Total Prostitution & Commercialized Vice Violations: Male | | 0 | 1 | 0 | 0 | 0 | 0 | 0 |
| Female | | 0 | 0 | 0 | 0 | 0 | 0 | 0 |

2016 Churchill County SO Arrests - Adult
18 - 24 Years of Age

Drug Abuse Violations:

| Sale/Manufacturing: | | 18 | 19 | 20 | 21 | 22 | 23 | 24 |
|--|--------|-----------|-----------|-----------|-----------|-----------|-----------|-----------|
| Opium or Cocaine and Their Derivatives (Morphine, Heroin, Codeine) | Male | 0 | 0 | 0 | 0 | 0 | 0 | 0 |
| | Female | 0 | 0 | 0 | 0 | 0 | 0 | 0 |
| Marijuana | Male | 0 | 0 | 0 | 0 | 0 | 0 | 0 |
| | Female | 0 | 0 | 0 | 0 | 0 | 0 | 0 |
| Synthetic Narcotics - Manufactured Narcotics Which Can Cause True Drug Addiction (Demerol, Methadones) | Male | 0 | 0 | 0 | 0 | 0 | 0 | 0 |
| | Female | 0 | 0 | 0 | 0 | 0 | 0 | 0 |
| Other - Dangerous Nonnarcotic Drugs (Barbiturates, Benzedrine) | Male | 0 | 0 | 0 | 0 | 0 | 0 | 0 |
| | Female | 0 | 0 | 0 | 0 | 0 | 0 | 0 |
| Possession: | | | | | | | | |
| Opium or Cocaine and Their Derivatives (Morphine, Heroin, Codeine) | Male | 0 | 0 | 0 | 0 | 0 | 0 | 0 |
| | Female | 0 | 0 | 0 | 0 | 1 | 0 | 0 |
| Marijuana | Male | 0 | 2 | 2 | 4 | 1 | 1 | 4 |
| | Female | 0 | 2 | 2 | 0 | 0 | 0 | 0 |
| Synthetic Narcotics - Manufactured Narcotics Which Can Cause True Drug Addiction (Demerol, Methadones) | Male | 0 | 0 | 1 | 0 | 0 | 0 | 1 |
| | Female | 0 | 0 | 0 | 0 | 1 | 0 | 0 |
| Other - Dangerous Nonnarcotic Drugs (Barbiturates, Benzedrine) | Male | 0 | 0 | 0 | 0 | 0 | 0 | 2 |
| | Female | 0 | 0 | 0 | 0 | 1 | 0 | 0 |
| Total Drug Abuse Violations: | | | | | | | | |
| | Male | 0 | 2 | 3 | 4 | 1 | 1 | 7 |
| | Female | 0 | 2 | 2 | 0 | 3 | 0 | 0 |

Gambling:

| | | 18 | 19 | 20 | 21 | 22 | 23 | 24 |
|-----------------------------------|--------|-----------|-----------|-----------|-----------|-----------|-----------|-----------|
| Bookmaking (Horse and Sport Book) | Male | 0 | 0 | 0 | 0 | 0 | 0 | 0 |
| | Female | 0 | 0 | 0 | 0 | 0 | 0 | 0 |
| Numbers and Lottery | Male | 0 | 0 | 0 | 0 | 0 | 0 | 0 |
| | Female | 0 | 0 | 0 | 0 | 0 | 0 | 0 |
| All Other Gambling | Male | 0 | 0 | 0 | 0 | 0 | 0 | 0 |
| | Female | 0 | 0 | 0 | 0 | 0 | 0 | 0 |
| Total Gambling Violations: | | | | | | | | |
| | Male | 0 | 0 | 0 | 0 | 0 | 0 | 0 |
| | Female | 0 | 0 | 0 | 0 | 0 | 0 | 0 |

Miscellaneous:

| | | 18 | 19 | 20 | 21 | 22 | 23 | 24 |
|--|--------|-----------|-----------|-----------|-----------|-----------|-----------|-----------|
| Offenses Against the Family and Children | Male | 0 | 0 | 0 | 0 | 0 | 0 | 0 |
| | Female | 0 | 0 | 0 | 0 | 0 | 0 | 0 |
| Driving Under the Influence | Male | 0 | 0 | 1 | 4 | 0 | 0 | 2 |
| | Female | 0 | 0 | 0 | 1 | 0 | 1 | 1 |
| Liquor Laws | Male | 9 | 5 | 9 | 1 | 0 | 0 | 0 |
| | Female | 2 | 2 | 0 | 0 | 0 | 0 | 0 |
| Drunkenness | Male | 0 | 0 | 0 | 0 | 0 | 0 | 0 |
| | Female | 0 | 0 | 0 | 0 | 0 | 0 | 0 |
| Disorderly Conduct | Male | 1 | 0 | 0 | 0 | 0 | 0 | 0 |
| | Female | 0 | 0 | 0 | 0 | 0 | 0 | 0 |
| Vagrancy | Male | 0 | 0 | 0 | 0 | 0 | 0 | 0 |
| | Female | 0 | 0 | 0 | 0 | 0 | 0 | 0 |
| All Other Offenses (Except Traffic) | Male | 1 | 4 | 11 | 5 | 6 | 0 | 12 |
| | Female | 2 | 3 | 5 | 2 | 4 | 5 | 2 |
| Suspicion | Male | 0 | 0 | 0 | 0 | 0 | 0 | 0 |
| | Female | 0 | 0 | 0 | 0 | 0 | 0 | 0 |
| Total Miscellaneous Violations: | | | | | | | | |
| | Male | 11 | 9 | 21 | 10 | 6 | 0 | 14 |
| | Female | 4 | 5 | 5 | 3 | 4 | 6 | 3 |

Human Trafficking:

| | | 18 | 19 | 20 | 21 | 22 | 23 | 24 |
|--|--------|-----------|-----------|-----------|-----------|-----------|-----------|-----------|
| Human Trafficking/ Commercial Sex Acts | Male | 0 | 0 | 0 | 0 | 0 | 0 | 0 |
| | Female | 0 | 0 | 0 | 0 | 0 | 0 | 0 |
| Human Trafficking/ Involuntary Servitude | Male | 0 | 0 | 0 | 0 | 0 | 0 | 0 |
| | Female | 0 | 0 | 0 | 0 | 0 | 0 | 0 |
| Total Human Trafficking Violations: | | | | | | | | |
| | Male | 0 | 0 | 0 | 0 | 0 | 0 | 0 |
| | Female | 0 | 0 | 0 | 0 | 0 | 0 | 0 |

2016 Fallon PD Arrests - Adult
18 - 24 Years of Age

| Index Crime: | | 18 | 19 | 20 | 21 | 22 | 23 | 24 |
|--|--------|----|----|----|----|----|----|----|
| Murder and Nonnegligent Manslaughter | Male | 0 | 0 | 0 | 0 | 0 | 0 | 0 |
| | Female | 0 | 0 | 0 | 0 | 0 | 0 | 0 |
| Manslaughter by Negligence | Male | 0 | 0 | 0 | 0 | 0 | 0 | 0 |
| | Female | 0 | 0 | 0 | 0 | 0 | 0 | 0 |
| Rape | Male | 0 | 0 | 0 | 0 | 0 | 0 | 0 |
| | Female | 0 | 0 | 0 | 0 | 0 | 0 | 0 |
| Robbery | Male | 0 | 0 | 0 | 0 | 0 | 0 | 0 |
| | Female | 0 | 0 | 0 | 0 | 0 | 0 | 0 |
| Aggravated Assault (Return A - 4a-d) | Male | 0 | 0 | 0 | 0 | 0 | 0 | 0 |
| | Female | 0 | 0 | 0 | 0 | 0 | 0 | 0 |
| Burglary - Breaking or Entering | Male | 0 | 0 | 0 | 0 | 1 | 0 | 0 |
| | Female | 0 | 0 | 0 | 0 | 0 | 0 | 1 |
| Larceny - Theft (Except Motor Vehicle Theft) | Male | 0 | 0 | 1 | 0 | 3 | 1 | 0 |
| | Female | 0 | 2 | 2 | 0 | 0 | 0 | 0 |
| Motor Vehicle Theft | Male | 0 | 0 | 0 | 0 | 0 | 0 | 0 |
| | Female | 0 | 0 | 0 | 0 | 0 | 0 | 0 |
| Arson | Male | 0 | 0 | 0 | 0 | 0 | 0 | 0 |
| | Female | 0 | 0 | 0 | 0 | 0 | 0 | 0 |
| Total Index Crimes Violations: Male | | 0 | 0 | 1 | 0 | 4 | 1 | 0 |
| Female | | 0 | 2 | 2 | 0 | 0 | 0 | 1 |

| Other Offenses: | | 18 | 19 | 20 | 21 | 22 | 23 | 24 |
|--|--------|----|----|----|----|----|----|----|
| Other Assaults (Return A - 4e) | Male | 1 | 0 | 0 | 1 | 0 | 0 | 2 |
| | Female | 1 | 0 | 0 | 0 | 1 | 0 | 1 |
| Forgery and Counterfeiting | Male | 0 | 0 | 0 | 0 | 0 | 0 | 0 |
| | Female | 0 | 0 | 0 | 0 | 0 | 0 | 0 |
| Fraud | Male | 0 | 2 | 0 | 0 | 0 | 0 | 0 |
| | Female | 0 | 0 | 0 | 0 | 0 | 0 | 0 |
| Embezzlement | Male | 0 | 0 | 0 | 0 | 0 | 0 | 0 |
| | Female | 0 | 0 | 0 | 0 | 0 | 0 | 0 |
| Stolen Property; Buying, Receiving, Possessing | Male | 0 | 0 | 0 | 0 | 0 | 0 | 0 |
| | Female | 0 | 0 | 0 | 0 | 0 | 0 | 0 |
| Vandalism | Male | 0 | 0 | 0 | 0 | 0 | 0 | 0 |
| | Female | 0 | 0 | 0 | 0 | 0 | 0 | 0 |
| Weapons; Carrying, Possessing, etc. | Male | 0 | 0 | 0 | 0 | 0 | 0 | 0 |
| | Female | 0 | 0 | 0 | 0 | 0 | 0 | 0 |
| Total Other Offense Violations: Male | | 1 | 2 | 0 | 1 | 0 | 0 | 2 |
| Female | | 1 | 0 | 0 | 0 | 1 | 0 | 1 |

| Prostitution and Commercialized Vice: | | 18 | 19 | 20 | 21 | 22 | 23 | 24 |
|---|--------|----|----|----|----|----|----|----|
| Prostitution | Male | 0 | 0 | 0 | 0 | 0 | 0 | 0 |
| | Female | 0 | 0 | 0 | 0 | 0 | 0 | 0 |
| Assisting or Promoting Prostitution | Male | 0 | 0 | 0 | 0 | 0 | 0 | 0 |
| | Female | 0 | 0 | 0 | 0 | 0 | 0 | 0 |
| Purchasing Prostitution | Male | 0 | 0 | 0 | 0 | 0 | 0 | 0 |
| | Female | 0 | 0 | 0 | 0 | 0 | 0 | 0 |
| Sex Offenses (Except Forcible Rape and Prostitution) | Male | 0 | 0 | 0 | 0 | 0 | 0 | 0 |
| | Female | 0 | 0 | 0 | 0 | 0 | 0 | 0 |
| Total Prostitution & Commercialized Vice Violations: Male | | 0 | 0 | 0 | 0 | 0 | 0 | 0 |
| Female | | 0 | 0 | 0 | 0 | 0 | 0 | 0 |

2016 Fallon PD Arrests - Adult
18 - 24 Years of Age

Drug Abuse Violations:

| Sale/Manufacturing: | | 18 | 19 | 20 | 21 | 22 | 23 | 24 |
|--|--------|-----------|-----------|-----------|-----------|-----------|-----------|-----------|
| Opium or Cocaine and Their Derivatives (Morphine, Heroin, Codeine) | Male | 0 | 0 | 0 | 0 | 0 | 0 | 0 |
| | Female | 0 | 0 | 0 | 0 | 0 | 0 | 0 |
| Marijuana | Male | 0 | 0 | 1 | 0 | 0 | 0 | 0 |
| | Female | 1 | 0 | 0 | 0 | 0 | 0 | 0 |
| Synthetic Narcotics - Manufactured Narcotics Which Can Cause True Drug Addiction (Demerol, Methadones) | Male | 0 | 0 | 0 | 0 | 0 | 0 | 0 |
| | Female | 0 | 0 | 0 | 0 | 0 | 0 | 0 |
| Other - Dangerous Nonnarcotic Drugs (Barbiturates, Benzedrine) | Male | 0 | 0 | 0 | 0 | 0 | 0 | 0 |
| | Female | 0 | 0 | 0 | 0 | 0 | 0 | 0 |
| Possession: | | | | | | | | |
| Opium or Cocaine and Their Derivatives (Morphine, Heroin, Codeine) | Male | 0 | 0 | 0 | 0 | 0 | 0 | 0 |
| | Female | 0 | 0 | 0 | 1 | 0 | 0 | 0 |
| Marijuana | Male | 0 | 1 | 0 | 0 | 0 | 0 | 0 |
| | Female | 0 | 0 | 0 | 0 | 0 | 0 | 0 |
| Synthetic Narcotics - Manufactured Narcotics Which Can Cause True Drug Addiction (Demerol, Methadones) | Male | 0 | 0 | 0 | 0 | 0 | 0 | 0 |
| | Female | 0 | 0 | 0 | 0 | 0 | 0 | 0 |
| Other - Dangerous Nonnarcotic Drugs (Barbiturates, Benzedrine) | Male | 0 | 0 | 0 | 0 | 0 | 0 | 1 |
| | Female | 0 | 0 | 0 | 0 | 2 | 0 | 0 |
| Total Drug Abuse Violations: | | | | | | | | |
| | Male | 0 | 1 | 1 | 0 | 0 | 0 | 1 |
| | Female | 1 | 0 | 0 | 1 | 2 | 0 | 0 |

Gambling:

| | | 18 | 19 | 20 | 21 | 22 | 23 | 24 |
|-----------------------------------|--------|-----------|-----------|-----------|-----------|-----------|-----------|-----------|
| Bookmaking (Horse and Sport Book) | Male | 0 | 0 | 0 | 0 | 0 | 0 | 0 |
| | Female | 0 | 0 | 0 | 0 | 0 | 0 | 0 |
| Numbers and Lottery | Male | 0 | 0 | 0 | 0 | 0 | 0 | 0 |
| | Female | 0 | 0 | 0 | 0 | 0 | 0 | 0 |
| All Other Gambling | Male | 0 | 0 | 0 | 0 | 0 | 0 | 0 |
| | Female | 0 | 0 | 0 | 0 | 0 | 0 | 0 |
| Total Gambling Violations: | | | | | | | | |
| | Male | 0 | 0 | 0 | 0 | 0 | 0 | 0 |
| | Female | 0 | 0 | 0 | 0 | 0 | 0 | 0 |

Miscellaneous:

| | | 18 | 19 | 20 | 21 | 22 | 23 | 24 |
|--|--------|-----------|-----------|-----------|-----------|-----------|-----------|-----------|
| Offenses Against the Family and Children | Male | 0 | 0 | 0 | 0 | 0 | 0 | 0 |
| | Female | 0 | 0 | 0 | 0 | 0 | 0 | 0 |
| Driving Under the Influence | Male | 0 | 0 | 0 | 0 | 0 | 0 | 1 |
| | Female | 0 | 0 | 0 | 0 | 0 | 1 | 1 |
| Liquor Laws | Male | 1 | 0 | 1 | 0 | 0 | 0 | 0 |
| | Female | 0 | 0 | 1 | 0 | 0 | 0 | 0 |
| Drunkenness | Male | 0 | 1 | 0 | 0 | 0 | 0 | 0 |
| | Female | 0 | 0 | 0 | 0 | 0 | 0 | 0 |
| Disorderly Conduct | Male | 0 | 0 | 0 | 0 | 2 | 2 | 2 |
| | Female | 0 | 0 | 0 | 0 | 0 | 0 | 0 |
| Vagrancy | Male | 0 | 0 | 0 | 0 | 0 | 0 | 0 |
| | Female | 0 | 0 | 0 | 0 | 0 | 0 | 0 |
| All Other Offenses (Except Traffic) | Male | 0 | 2 | 3 | 3 | 8 | 7 | 5 |
| | Female | 0 | 1 | 2 | 1 | 3 | 0 | 2 |
| Suspicion | Male | 0 | 0 | 0 | 0 | 0 | 0 | 0 |
| | Female | 0 | 0 | 0 | 0 | 0 | 0 | 0 |
| Total Miscellaneous Violations: | | | | | | | | |
| | Male | 1 | 3 | 4 | 3 | 10 | 9 | 8 |
| | Female | 0 | 1 | 3 | 1 | 3 | 1 | 3 |

Human Trafficking:

| | | 18 | 19 | 20 | 21 | 22 | 23 | 24 |
|--|--------|-----------|-----------|-----------|-----------|-----------|-----------|-----------|
| Human Trafficking/ Commercial Sex Acts | Male | 0 | 0 | 0 | 0 | 0 | 0 | 0 |
| | Female | 0 | 0 | 0 | 0 | 0 | 0 | 0 |
| Human Trafficking/ Involuntary Servitude | Male | 0 | 0 | 0 | 0 | 0 | 0 | 0 |
| | Female | 0 | 0 | 0 | 0 | 0 | 0 | 0 |
| Total Human Trafficking Violations: | | | | | | | | |
| | Male | 0 | 0 | 0 | 0 | 0 | 0 | 0 |
| | Female | 0 | 0 | 0 | 0 | 0 | 0 | 0 |

2016 Clark County Arrests - Adult
18 - 24 Years of Age

| Index Crime: | | 18 | 19 | 20 | 21 | 22 | 23 | 24 |
|--|--------|-----|-----|-----|-----|-----|-----|-----|
| Murder and Nonnegligent Manslaughter | Male | 4 | 2 | 10 | 4 | 4 | 5 | 11 |
| | Female | 0 | 1 | 1 | 0 | 0 | 1 | 0 |
| Manslaughter by Negligence | Male | 0 | 0 | 0 | 0 | 0 | 0 | 0 |
| | Female | 0 | 0 | 0 | 0 | 0 | 0 | 0 |
| Rape | Male | 2 | 2 | 2 | 3 | 6 | 3 | 5 |
| | Female | 0 | 0 | 0 | 0 | 0 | 1 | 0 |
| Robbery | Male | 92 | 57 | 42 | 56 | 70 | 59 | 53 |
| | Female | 6 | 16 | 10 | 17 | 16 | 13 | 8 |
| Aggravated Assault (Return A - 4a-d) | Male | 53 | 55 | 84 | 74 | 93 | 72 | 79 |
| | Female | 18 | 26 | 18 | 35 | 34 | 39 | 39 |
| Burglary - Breaking or Entering | Male | 70 | 47 | 42 | 47 | 51 | 38 | 53 |
| | Female | 3 | 11 | 5 | 12 | 12 | 10 | 14 |
| Larceny - Theft (Except Motor Vehicle Theft) | Male | 83 | 73 | 74 | 90 | 104 | 101 | 115 |
| | Female | 47 | 75 | 53 | 78 | 71 | 90 | 52 |
| Motor Vehicle Theft | Male | 19 | 12 | 13 | 18 | 11 | 18 | 13 |
| | Female | 6 | 6 | 2 | 2 | 5 | 5 | 3 |
| Arson | Male | 0 | 0 | 0 | 0 | 0 | 0 | 0 |
| | Female | 0 | 0 | 1 | 1 | 0 | 0 | 1 |
| Total Index Crimes Violations: | | | | | | | | |
| | Male | 323 | 248 | 267 | 292 | 339 | 296 | 329 |
| | Female | 80 | 135 | 90 | 145 | 138 | 159 | 117 |

| Other Offenses: | | 18 | 19 | 20 | 21 | 22 | 23 | 24 |
|--|--------|-----|-----|-----|-----|-----|-----|-----|
| Other Assaults (Return A - 4e) | Male | 130 | 162 | 166 | 236 | 253 | 319 | 297 |
| | Female | 79 | 95 | 122 | 133 | 161 | 209 | 170 |
| Forgery and Counterfeiting | Male | 1 | 4 | 3 | 3 | 14 | 11 | 8 |
| | Female | 0 | 4 | 5 | 2 | 7 | 6 | 3 |
| Fraud | Male | 9 | 10 | 11 | 20 | 27 | 21 | 23 |
| | Female | 7 | 9 | 7 | 9 | 17 | 10 | 9 |
| Embezzlement | Male | 1 | 4 | 4 | 6 | 3 | 4 | 4 |
| | Female | 1 | 5 | 4 | 2 | 3 | 3 | 4 |
| Stolen Property; Buying, Receiving, Possessing | Male | 34 | 22 | 41 | 26 | 26 | 32 | 38 |
| | Female | 3 | 10 | 7 | 6 | 9 | 5 | 6 |
| Vandalism | Male | 33 | 22 | 27 | 38 | 32 | 31 | 30 |
| | Female | 7 | 4 | 3 | 5 | 9 | 5 | 6 |
| Weapons; Carrying, Possessing, etc. | Male | 40 | 40 | 45 | 44 | 62 | 47 | 59 |
| | Female | 4 | 2 | 3 | 3 | 1 | 1 | 2 |
| Total Other Offense Violations: | | | | | | | | |
| | Male | 248 | 264 | 297 | 373 | 417 | 465 | 459 |
| | Female | 101 | 129 | 151 | 160 | 207 | 239 | 200 |

| Prostitution and Commercialized Vice: | | 18 | 19 | 20 | 21 | 22 | 23 | 24 |
|--|--------|----|-----|-----|-----|-----|-----|-----|
| Prostitution | Male | 1 | 1 | 0 | 0 | 5 | 7 | 3 |
| | Female | 94 | 131 | 195 | 211 | 232 | 192 | 181 |
| Assisting or Promoting Prostitution | Male | 0 | 2 | 0 | 2 | 1 | 1 | 0 |
| | Female | 0 | 0 | 0 | 3 | 0 | 1 | 0 |
| Purchasing Prostitution | Male | 0 | 0 | 1 | 3 | 0 | 2 | 0 |
| | Female | 0 | 0 | 0 | 0 | 0 | 0 | 0 |
| Sex Offenses (Except Forcible Rape and Prostitution) | Male | 5 | 12 | 7 | 12 | 8 | 11 | 10 |
| | Female | 0 | 3 | 2 | 3 | 3 | 2 | 0 |
| Total Prostitution & Commercialized Vice Violations: | | | | | | | | |
| | Male | 6 | 15 | 8 | 17 | 14 | 21 | 13 |
| | Female | 94 | 134 | 197 | 217 | 235 | 195 | 181 |

2016 Clark County Arrests - Adult
18 - 24 Years of Age

Drug Abuse Violations:

| Sale/Manufacturing: | | 18 | 19 | 20 | 21 | 22 | 23 | 24 |
|--|--------|------------|------------|------------|------------|------------|------------|------------|
| Opium or Cocaine and Their Derivatives (Morphine, Heroin, Codeine) | Male | 4 | 8 | 8 | 13 | 21 | 13 | 16 |
| | Female | 0 | 3 | 1 | 3 | 2 | 1 | 0 |
| Marijuana | Male | 21 | 28 | 25 | 24 | 26 | 26 | 17 |
| | Female | 4 | 3 | 5 | 0 | 4 | 2 | 2 |
| Synthetic Narcotics - Manufactured Narcotics Which Can Cause True Drug Addiction (Demerol, Methadones) | Male | 1 | 2 | 3 | 3 | 2 | 9 | 6 |
| | Female | 0 | 0 | 2 | 3 | 1 | 1 | 1 |
| Other - Dangerous Nonnarcotic Drugs (Barbiturates, Benzedrine) | Male | 5 | 4 | 11 | 11 | 8 | 20 | 14 |
| | Female | 1 | 2 | 2 | 4 | 3 | 2 | 1 |
| Possession: | | | | | | | | |
| Opium or Cocaine and Their Derivatives (Morphine, Heroin, Codeine) | Male | 9 | 13 | 16 | 27 | 17 | 35 | 41 |
| | Female | 3 | 5 | 8 | 8 | 9 | 11 | 9 |
| Marijuana | Male | 197 | 216 | 215 | 181 | 182 | 162 | 181 |
| | Female | 29 | 50 | 49 | 58 | 44 | 47 | 32 |
| Synthetic Narcotics - Manufactured Narcotics Which Can Cause True Drug Addiction (Demerol, Methadones) | Male | 9 | 12 | 15 | 20 | 21 | 19 | 26 |
| | Female | 2 | 3 | 5 | 11 | 11 | 4 | 6 |
| Other - Dangerous Nonnarcotic Drugs (Barbiturates, Benzedrine) | Male | 28 | 35 | 35 | 63 | 58 | 80 | 72 |
| | Female | 5 | 10 | 10 | 19 | 35 | 17 | 22 |
| Total Drug Abuse Violations: | | | | | | | | |
| | Male | 274 | 318 | 328 | 342 | 335 | 364 | 373 |
| | Female | 44 | 76 | 82 | 106 | 109 | 85 | 73 |

Gambling:

| | | 18 | 19 | 20 | 21 | 22 | 23 | 24 |
|-----------------------------------|--------|-----------|-----------|-----------|-----------|-----------|-----------|-----------|
| Bookmaking (Horse and Sport Book) | Male | 0 | 0 | 0 | 0 | 0 | 0 | 0 |
| | Female | 0 | 0 | 0 | 0 | 0 | 0 | 0 |
| Numbers and Lottery | Male | 0 | 0 | 0 | 0 | 0 | 0 | 0 |
| | Female | 0 | 0 | 0 | 0 | 0 | 0 | 0 |
| All Other Gambling | Male | 1 | 7 | 5 | 0 | 0 | 0 | 0 |
| | Female | 1 | 3 | 2 | 0 | 0 | 0 | 0 |
| Total Gambling Violations: | | | | | | | | |
| | Male | 1 | 7 | 5 | 0 | 0 | 0 | 0 |
| | Female | 1 | 3 | 2 | 0 | 0 | 0 | 0 |

Miscellaneous:

| | | 18 | 19 | 20 | 21 | 22 | 23 | 24 |
|--|--------|------------|------------|------------|------------|------------|------------|--------------|
| Offenses Against the Family and Children | Male | 14 | 16 | 9 | 8 | 6 | 7 | 7 |
| | Female | 7 | 7 | 2 | 8 | 4 | 9 | 11 |
| Driving Under the Influence | Male | 55 | 74 | 112 | 155 | 143 | 166 | 178 |
| | Female | 13 | 24 | 24 | 53 | 52 | 62 | 68 |
| Liquor Laws | Male | 34 | 37 | 34 | 27 | 23 | 19 | 17 |
| | Female | 23 | 13 | 9 | 3 | 4 | 4 | 4 |
| Drunkenness | Male | 0 | 0 | 0 | 0 | 0 | 0 | 0 |
| | Female | 0 | 0 | 0 | 0 | 0 | 0 | 0 |
| Disorderly Conduct | Male | 7 | 9 | 6 | 9 | 15 | 21 | 12 |
| | Female | 2 | 6 | 2 | 4 | 7 | 7 | 6 |
| Vagrancy | Male | 9 | 10 | 19 | 23 | 20 | 15 | 20 |
| | Female | 32 | 51 | 66 | 3 | 2 | 2 | 1 |
| All Other Offenses (Except Traffic) | Male | 345 | 445 | 534 | 657 | 683 | 729 | 787 |
| | Female | 111 | 213 | 270 | 416 | 503 | 493 | 435 |
| Suspicion | Male | 0 | 0 | 0 | 0 | 0 | 0 | 0 |
| | Female | 0 | 0 | 0 | 0 | 0 | 0 | 0 |
| Total Miscellaneous Violations: | | | | | | | | |
| | Male | 464 | 591 | 714 | 879 | 890 | 957 | 1,021 |
| | Female | 188 | 314 | 373 | 487 | 572 | 577 | 525 |

Human Trafficking:

| | | 18 | 19 | 20 | 21 | 22 | 23 | 24 |
|--|--------|-----------|-----------|-----------|-----------|-----------|-----------|-----------|
| Human Trafficking/ Commercial Sex Acts | Male | 1 | 1 | 1 | 0 | 1 | 2 | 1 |
| | Female | 1 | 0 | 2 | 0 | 0 | 0 | 1 |
| Human Trafficking/ Involuntary Servitude | Male | 1 | 0 | 0 | 0 | 1 | 0 | 0 |
| | Female | 0 | 0 | 0 | 0 | 0 | 0 | 0 |
| Total Human Trafficking Violations: | | | | | | | | |
| | Male | 2 | 1 | 1 | 0 | 2 | 2 | 1 |
| | Female | 1 | 0 | 2 | 0 | 0 | 0 | 1 |

2016 Boulder City PD Arrests - Adult
18 - 24 Years of Age

| Index Crime: | | 18 | 19 | 20 | 21 | 22 | 23 | 24 |
|--|--------|----|----|----|----|----|----|----|
| Murder and Nonnegligent Manslaughter | Male | 0 | 0 | 0 | 0 | 0 | 0 | 0 |
| | Female | 0 | 0 | 0 | 0 | 0 | 0 | 0 |
| Manslaughter by Negligence | Male | 0 | 0 | 0 | 0 | 0 | 0 | 0 |
| | Female | 0 | 0 | 0 | 0 | 0 | 0 | 0 |
| Rape | Male | 0 | 0 | 0 | 0 | 0 | 0 | 0 |
| | Female | 0 | 0 | 0 | 0 | 0 | 0 | 0 |
| Robbery | Male | 0 | 0 | 0 | 0 | 0 | 0 | 0 |
| | Female | 0 | 0 | 0 | 0 | 0 | 0 | 0 |
| Aggravated Assault (Return A - 4a-d) | Male | 0 | 0 | 1 | 0 | 0 | 0 | 0 |
| | Female | 0 | 0 | 0 | 0 | 0 | 0 | 0 |
| Burglary - Breaking or Entering | Male | 0 | 0 | 0 | 0 | 1 | 0 | 0 |
| | Female | 0 | 0 | 0 | 0 | 0 | 0 | 0 |
| Larceny - Theft (Except Motor Vehicle Theft) | Male | 0 | 0 | 0 | 0 | 0 | 0 | 0 |
| | Female | 0 | 0 | 0 | 0 | 0 | 0 | 0 |
| Motor Vehicle Theft | Male | 0 | 0 | 0 | 0 | 0 | 0 | 0 |
| | Female | 0 | 0 | 0 | 0 | 0 | 0 | 0 |
| Arson | Male | 0 | 0 | 0 | 0 | 0 | 0 | 0 |
| | Female | 0 | 0 | 0 | 0 | 0 | 0 | 1 |
| Total Index Crimes Violations: Male | | 0 | 0 | 1 | 0 | 1 | 0 | 0 |
| Female | | 0 | 0 | 0 | 0 | 0 | 0 | 1 |

| Other Offenses: | | 18 | 19 | 20 | 21 | 22 | 23 | 24 |
|--|--------|----|----|----|----|----|----|----|
| Other Assaults (Return A - 4e) | Male | 1 | 0 | 0 | 0 | 1 | 1 | 1 |
| | Female | 0 | 1 | 0 | 0 | 0 | 2 | 0 |
| Forgery and Counterfeiting | Male | 0 | 0 | 0 | 0 | 0 | 0 | 0 |
| | Female | 0 | 0 | 0 | 0 | 0 | 0 | 0 |
| Fraud | Male | 0 | 0 | 0 | 0 | 0 | 0 | 0 |
| | Female | 0 | 0 | 0 | 0 | 0 | 0 | 0 |
| Embezzlement | Male | 0 | 0 | 0 | 0 | 0 | 0 | 0 |
| | Female | 0 | 0 | 0 | 0 | 0 | 0 | 0 |
| Stolen Property; Buying, Receiving, Possessing | Male | 0 | 0 | 0 | 0 | 0 | 0 | 0 |
| | Female | 0 | 0 | 0 | 0 | 0 | 0 | 0 |
| Vandalism | Male | 0 | 0 | 0 | 0 | 0 | 1 | 0 |
| | Female | 0 | 0 | 0 | 0 | 0 | 0 | 0 |
| Weapons; Carrying, Possessing, etc. | Male | 0 | 0 | 0 | 0 | 2 | 1 | 0 |
| | Female | 0 | 0 | 0 | 0 | 0 | 0 | 0 |
| Total Other Offense Violations: Male | | 1 | 0 | 0 | 0 | 3 | 3 | 1 |
| Female | | 0 | 1 | 0 | 0 | 0 | 2 | 0 |

| Prostitution and Commercialized Vice: | | 18 | 19 | 20 | 21 | 22 | 23 | 24 |
|---|--------|----|----|----|----|----|----|----|
| Prostitution | Male | 0 | 0 | 0 | 0 | 0 | 0 | 0 |
| | Female | 0 | 0 | 0 | 0 | 0 | 0 | 0 |
| Assisting or Promoting Prostitution | Male | 0 | 0 | 0 | 0 | 0 | 0 | 0 |
| | Female | 0 | 0 | 0 | 0 | 0 | 0 | 0 |
| Purchasing Prostitution | Male | 0 | 0 | 0 | 0 | 0 | 0 | 0 |
| | Female | 0 | 0 | 0 | 0 | 0 | 0 | 0 |
| Sex Offenses (Except Forcible Rape and Prostitution) | Male | 0 | 1 | 0 | 0 | 0 | 0 | 0 |
| | Female | 0 | 0 | 0 | 0 | 0 | 0 | 0 |
| Total Prostitution & Commercialized Vice Violations: Male | | 0 | 1 | 0 | 0 | 0 | 0 | 0 |
| Female | | 0 | 0 | 0 | 0 | 0 | 0 | 0 |

2016 Boulder City PD Arrests - Adult
18 - 24 Years of Age

Drug Abuse Violations:

| Sale/Manufacturing: | | 18 | 19 | 20 | 21 | 22 | 23 | 24 |
|--|--------|-----------|-----------|-----------|-----------|-----------|-----------|-----------|
| Opium or Cocaine and Their Derivatives (Morphine, Heroin, Codeine) | Male | 0 | 0 | 0 | 1 | 0 | 0 | 0 |
| | Female | 0 | 0 | 0 | 0 | 0 | 0 | 0 |
| Marijuana | Male | 0 | 0 | 0 | 0 | 0 | 0 | 0 |
| | Female | 0 | 0 | 0 | 0 | 0 | 0 | 0 |
| Synthetic Narcotics - Manufactured Narcotics Which Can Cause True Drug Addiction Demerol, Methadones) | Male | 0 | 0 | 0 | 0 | 0 | 0 | 1 |
| | Female | 0 | 0 | 0 | 1 | 0 | 0 | 0 |
| Other - Dangerous Nonnarcotic Drugs (Barbiturates, Benzedrine) | Male | 0 | 0 | 0 | 0 | 0 | 0 | 0 |
| | Female | 0 | 0 | 0 | 0 | 0 | 0 | 0 |
| Possession: | | | | | | | | |
| Opium or Cocaine and Their Derivatives (Morphine, Heroin, Codeine) | Male | 0 | 0 | 0 | 0 | 0 | 0 | 1 |
| | Female | 0 | 0 | 0 | 0 | 0 | 0 | 0 |
| Marijuana | Male | 1 | 0 | 1 | 4 | 0 | 1 | 0 |
| | Female | 0 | 0 | 0 | 0 | 2 | 0 | 0 |
| Synthetic Narcotics - Manufactured Narcotics Which Can Cause True Drug Addiction (Demerol, Methadones) | Male | 0 | 0 | 0 | 0 | 1 | 0 | 0 |
| | Female | 0 | 0 | 0 | 0 | 1 | 0 | 0 |
| Other - Dangerous Nonnarcotic Drugs (Barbiturates, Benzedrine) | Male | 0 | 0 | 0 | 0 | 0 | 1 | 0 |
| | Female | 0 | 0 | 0 | 0 | 0 | 0 | 0 |
| Total Drug Abuse Violations: | | | | | | | | |
| | Male | 1 | 0 | 1 | 5 | 1 | 2 | 2 |
| | Female | 0 | 0 | 0 | 1 | 3 | 0 | 0 |

Gambling:

| | | 18 | 19 | 20 | 21 | 22 | 23 | 24 |
|-----------------------------------|--------|-----------|-----------|-----------|-----------|-----------|-----------|-----------|
| Bookmaking (Horse and Sport Book) | Male | 0 | 0 | 0 | 0 | 0 | 0 | 0 |
| | Female | 0 | 0 | 0 | 0 | 0 | 0 | 0 |
| Numbers and Lottery | Male | 0 | 0 | 0 | 0 | 0 | 0 | 0 |
| | Female | 0 | 0 | 0 | 0 | 0 | 0 | 0 |
| All Other Gambling | Male | 0 | 0 | 0 | 0 | 0 | 0 | 0 |
| | Female | 0 | 0 | 0 | 0 | 0 | 0 | 0 |
| Total Gambling Violations: | | | | | | | | |
| | Male | 0 | 0 | 0 | 0 | 0 | 0 | 0 |
| | Female | 0 | 0 | 0 | 0 | 0 | 0 | 0 |

Miscellaneous:

| | | 18 | 19 | 20 | 21 | 22 | 23 | 24 |
|--|--------|-----------|-----------|-----------|-----------|-----------|-----------|-----------|
| Offenses Against the Family and Children | Male | 0 | 0 | 0 | 1 | 0 | 0 | 0 |
| | Female | 0 | 0 | 0 | 0 | 0 | 0 | 0 |
| Driving Under the Influence | Male | 2 | 4 | 2 | 1 | 1 | 0 | 3 |
| | Female | 0 | 1 | 3 | 0 | 1 | 1 | 0 |
| Liquor Laws | Male | 1 | 0 | 1 | 0 | 0 | 0 | 0 |
| | Female | 0 | 0 | 0 | 0 | 0 | 0 | 0 |
| Drunkenness | Male | 0 | 0 | 0 | 0 | 0 | 0 | 0 |
| | Female | 0 | 0 | 0 | 0 | 0 | 0 | 0 |
| Disorderly Conduct | Male | 0 | 0 | 0 | 0 | 0 | 3 | 0 |
| | Female | 0 | 0 | 0 | 0 | 1 | 1 | 0 |
| Vagrancy | Male | 0 | 0 | 0 | 0 | 0 | 0 | 0 |
| | Female | 0 | 0 | 0 | 0 | 0 | 0 | 0 |
| All Other Offenses (Except Traffic) | Male | 2 | 0 | 2 | 1 | 2 | 1 | 0 |
| | Female | 0 | 1 | 0 | 2 | 3 | 0 | 1 |
| Suspicion | Male | 0 | 0 | 0 | 0 | 0 | 0 | 0 |
| | Female | 0 | 0 | 0 | 0 | 0 | 0 | 0 |
| Total Miscellaneous Violations: | | | | | | | | |
| | Male | 5 | 4 | 5 | 3 | 3 | 4 | 3 |
| | Female | 0 | 2 | 3 | 2 | 5 | 2 | 1 |

Human Trafficking:

| | | 18 | 19 | 20 | 21 | 22 | 23 | 24 |
|--|--------|-----------|-----------|-----------|-----------|-----------|-----------|-----------|
| Human Trafficking/ Commercial Sex Acts | Male | 0 | 0 | 0 | 0 | 0 | 0 | 0 |
| | Female | 0 | 0 | 0 | 0 | 0 | 0 | 0 |
| Human Trafficking/ Involuntary Servitude | Male | 0 | 0 | 0 | 0 | 0 | 0 | 0 |
| | Female | 0 | 0 | 0 | 0 | 0 | 0 | 0 |
| Total Human Trafficking Violations: | | | | | | | | |
| | Male | 0 | 0 | 0 | 0 | 0 | 0 | 0 |
| | Female | 0 | 0 | 0 | 0 | 0 | 0 | 0 |

2016 Clark County School District PD Arrests - Adult
18 - 24 Years of Age

| Index Crime: | | 18 | 19 | 20 | 21 | 22 | 23 | 24 |
|--|--------|----|----|----|----|----|----|----|
| Murder and Nonnegligent Manslaughter | Male | 0 | 0 | 0 | 0 | 0 | 0 | 0 |
| | Female | 0 | 0 | 0 | 0 | 0 | 0 | 0 |
| Manslaughter by Negligence | Male | 0 | 0 | 0 | 0 | 0 | 0 | 0 |
| | Female | 0 | 0 | 0 | 0 | 0 | 0 | 0 |
| Rape | Male | 0 | 0 | 0 | 0 | 0 | 0 | 0 |
| | Female | 0 | 0 | 0 | 0 | 0 | 0 | 0 |
| Robbery | Male | 0 | 0 | 0 | 0 | 0 | 0 | 0 |
| | Female | 0 | 0 | 0 | 0 | 0 | 0 | 0 |
| Aggravated Assault (Return A - 4a-d) | Male | 3 | 0 | 0 | 0 | 0 | 0 | 0 |
| | Female | 1 | 0 | 0 | 0 | 0 | 0 | 0 |
| Burglary - Breaking or Entering | Male | 8 | 1 | 1 | 1 | 1 | 1 | 0 |
| | Female | 0 | 1 | 0 | 0 | 0 | 0 | 0 |
| Larceny - Theft (Except Motor Vehicle Theft) | Male | 1 | 0 | 0 | 0 | 0 | 0 | 0 |
| | Female | 0 | 0 | 0 | 0 | 0 | 0 | 0 |
| Motor Vehicle Theft | Male | 0 | 0 | 0 | 0 | 0 | 0 | 0 |
| | Female | 0 | 0 | 0 | 0 | 0 | 0 | 0 |
| Arson | Male | 0 | 0 | 0 | 0 | 0 | 0 | 0 |
| | Female | 0 | 0 | 0 | 0 | 0 | 0 | 0 |
| Total Index Crimes Violations: Male | | 12 | 1 | 1 | 1 | 1 | 1 | 0 |
| Female | | 1 | 1 | 0 | 0 | 0 | 0 | 0 |

| Other Offenses: | | 18 | 19 | 20 | 21 | 22 | 23 | 24 |
|--|--------|----|----|----|----|----|----|----|
| Other Assaults (Return A - 4e) | Male | 3 | 1 | 0 | 0 | 0 | 0 | 0 |
| | Female | 0 | 0 | 0 | 0 | 0 | 0 | 0 |
| Forgery and Counterfeiting | Male | 0 | 0 | 0 | 0 | 0 | 0 | 0 |
| | Female | 0 | 0 | 0 | 0 | 0 | 0 | 0 |
| Fraud | Male | 0 | 0 | 0 | 0 | 0 | 0 | 0 |
| | Female | 0 | 0 | 0 | 0 | 0 | 0 | 0 |
| Embezzlement | Male | 0 | 0 | 0 | 0 | 0 | 0 | 0 |
| | Female | 0 | 0 | 0 | 0 | 0 | 0 | 0 |
| Stolen Property; Buying, Receiving, Possessing | Male | 0 | 0 | 0 | 0 | 0 | 0 | 0 |
| | Female | 0 | 0 | 0 | 0 | 0 | 0 | 0 |
| Vandalism | Male | 0 | 1 | 0 | 1 | 0 | 0 | 0 |
| | Female | 0 | 0 | 0 | 0 | 0 | 0 | 0 |
| Weapons; Carrying, Possessing, etc. | Male | 3 | 1 | 0 | 1 | 1 | 0 | 2 |
| | Female | 0 | 0 | 0 | 0 | 0 | 0 | 0 |
| Total Other Offense Violations: Male | | 6 | 3 | 0 | 2 | 1 | 0 | 2 |
| Female | | 0 | 0 | 0 | 0 | 0 | 0 | 0 |

| Prostitution and Commercialized Vice: | | 18 | 19 | 20 | 21 | 22 | 23 | 24 |
|---|--------|----|----|----|----|----|----|----|
| Prostitution | Male | 0 | 0 | 0 | 0 | 0 | 0 | 0 |
| | Female | 0 | 0 | 0 | 0 | 0 | 0 | 0 |
| Assisting or Promoting Prostitution | Male | 0 | 0 | 0 | 0 | 0 | 0 | 0 |
| | Female | 0 | 0 | 0 | 0 | 0 | 0 | 0 |
| Purchasing Prostitution | Male | 0 | 0 | 0 | 0 | 0 | 0 | 0 |
| | Female | 0 | 0 | 0 | 0 | 0 | 0 | 0 |
| Sex Offenses (Except Forcible Rape and Prostitution) | Male | 0 | 0 | 0 | 0 | 0 | 0 | 0 |
| | Female | 0 | 0 | 0 | 0 | 0 | 0 | 0 |
| Total Prostitution & Commercialized Vice Violations: Male | | 0 | 0 | 0 | 0 | 0 | 0 | 0 |
| Female | | 0 | 0 | 0 | 0 | 0 | 0 | 0 |

2016 Clark County School District PD Arrests - Adult
18 - 24 Years of Age

Drug Abuse Violations:

| Sale/Manufacturing: | | 18 | 19 | 20 | 21 | 22 | 23 | 24 |
|--|--------|-----------|-----------|-----------|-----------|-----------|-----------|-----------|
| Opium or Cocaine and Their Derivatives (Morphine, Heroin, Codeine) | Male | 0 | 0 | 0 | 0 | 0 | 0 | 0 |
| | Female | 0 | 0 | 0 | 0 | 0 | 0 | 0 |
| Marijuana | Male | 0 | 0 | 0 | 0 | 0 | 0 | 0 |
| | Female | 2 | 0 | 0 | 0 | 0 | 0 | 0 |
| Synthetic Narcotics - Manufactured Narcotics Which Can Cause True Drug Addiction Demerol, Methadones) | Male | 0 | 0 | 0 | 0 | 0 | 0 | 0 |
| | Female | 0 | 0 | 0 | 0 | 0 | 0 | 0 |
| Other - Dangerous Nonnarcotic Drugs (Barbiturates, Benzedrine) | Male | 0 | 0 | 0 | 0 | 0 | 1 | 0 |
| | Female | 0 | 0 | 0 | 0 | 0 | 0 | 0 |
| Possession: | | | | | | | | |
| Opium or Cocaine and Their Derivatives (Morphine, Heroin, Codeine) | Male | 0 | 0 | 0 | 0 | 0 | 0 | 0 |
| | Female | 0 | 0 | 0 | 0 | 0 | 0 | 0 |
| Marijuana | Male | 4 | 3 | 2 | 1 | 0 | 0 | 0 |
| | Female | 0 | 0 | 0 | 0 | 1 | 0 | 0 |
| Synthetic Narcotics - Manufactured Narcotics Which Can Cause True Drug Addiction (Demerol, Methadones) | Male | 0 | 1 | 0 | 0 | 0 | 0 | 0 |
| | Female | 0 | 0 | 0 | 0 | 0 | 0 | 0 |
| Other - Dangerous Nonnarcotic Drugs (Barbiturates, Benzedrine) | Male | 3 | 0 | 0 | 0 | 0 | 0 | 0 |
| | Female | 0 | 0 | 0 | 0 | 0 | 0 | 0 |
| Total Drug Abuse Violations: | | | | | | | | |
| | Male | 7 | 4 | 2 | 1 | 0 | 1 | 0 |
| | Female | 2 | 0 | 0 | 0 | 1 | 0 | 0 |

Gambling:

| | | 18 | 19 | 20 | 21 | 22 | 23 | 24 |
|-----------------------------------|--------|-----------|-----------|-----------|-----------|-----------|-----------|-----------|
| Bookmaking (Horse and Sport Book) | Male | 0 | 0 | 0 | 0 | 0 | 0 | 0 |
| | Female | 0 | 0 | 0 | 0 | 0 | 0 | 0 |
| Numbers and Lottery | Male | 0 | 0 | 0 | 0 | 0 | 0 | 0 |
| | Female | 0 | 0 | 0 | 0 | 0 | 0 | 0 |
| All Other Gambling | Male | 0 | 0 | 0 | 0 | 0 | 0 | 0 |
| | Female | 0 | 0 | 0 | 0 | 0 | 0 | 0 |
| Total Gambling Violations: | | | | | | | | |
| | Male | 0 | 0 | 0 | 0 | 0 | 0 | 0 |
| | Female | 0 | 0 | 0 | 0 | 0 | 0 | 0 |

Miscellaneous:

| | | 18 | 19 | 20 | 21 | 22 | 23 | 24 |
|--|--------|-----------|-----------|-----------|-----------|-----------|-----------|-----------|
| Offenses Against the Family and Children | Male | 0 | 0 | 0 | 0 | 0 | 0 | 0 |
| | Female | 0 | 0 | 0 | 0 | 0 | 0 | 0 |
| Driving Under the Influence | Male | 0 | 0 | 0 | 0 | 0 | 0 | 1 |
| | Female | 0 | 0 | 0 | 0 | 0 | 0 | 0 |
| Liquor Laws | Male | 0 | 0 | 0 | 0 | 0 | 0 | 0 |
| | Female | 0 | 0 | 0 | 0 | 0 | 0 | 0 |
| Drunkenness | Male | 0 | 0 | 0 | 0 | 0 | 0 | 0 |
| | Female | 0 | 0 | 0 | 0 | 0 | 0 | 0 |
| Disorderly Conduct | Male | 0 | 0 | 0 | 0 | 0 | 0 | 0 |
| | Female | 0 | 0 | 0 | 0 | 0 | 0 | 0 |
| Vagrancy | Male | 0 | 0 | 0 | 0 | 0 | 0 | 0 |
| | Female | 0 | 0 | 1 | 0 | 0 | 0 | 0 |
| All Other Offenses (Except Traffic) | Male | 5 | 2 | 3 | 4 | 0 | 3 | 0 |
| | Female | 0 | 0 | 0 | 1 | 2 | 1 | 0 |
| Suspicion | Male | 0 | 0 | 0 | 0 | 0 | 0 | 0 |
| | Female | 0 | 0 | 0 | 0 | 0 | 0 | 0 |
| Total Miscellaneous Violations: | | | | | | | | |
| | Male | 5 | 2 | 3 | 4 | 0 | 3 | 1 |
| | Female | 0 | 0 | 1 | 1 | 2 | 1 | 0 |

Human Trafficking:

| | | 18 | 19 | 20 | 21 | 22 | 23 | 24 |
|--|--------|-----------|-----------|-----------|-----------|-----------|-----------|-----------|
| Human Trafficking/ Commercial Sex Acts | Male | 0 | 0 | 0 | 0 | 0 | 0 | 0 |
| | Female | 0 | 0 | 0 | 0 | 0 | 0 | 0 |
| Human Trafficking/ Involuntary Servitude | Male | 0 | 0 | 0 | 0 | 0 | 0 | 0 |
| | Female | 0 | 0 | 0 | 0 | 0 | 0 | 0 |
| Total Human Trafficking Violations: | | | | | | | | |
| | Male | 0 | 0 | 0 | 0 | 0 | 0 | 0 |
| | Female | 0 | 0 | 0 | 0 | 0 | 0 | 0 |

2016 College of Southern Nevada PD Arrests - Adult
18 - 24 Years of Age

| Index Crime: | | 18 | 19 | 20 | 21 | 22 | 23 | 24 |
|--|--------|----|----|----|----|----|----|----|
| Murder and Nonnegligent Manslaughter | Male | 0 | 0 | 0 | 0 | 0 | 0 | 0 |
| | Female | 0 | 0 | 0 | 0 | 0 | 0 | 0 |
| Manslaughter by Negligence | Male | 0 | 0 | 0 | 0 | 0 | 0 | 0 |
| | Female | 0 | 0 | 0 | 0 | 0 | 0 | 0 |
| Rape | Male | 0 | 0 | 0 | 0 | 0 | 0 | 0 |
| | Female | 0 | 0 | 0 | 0 | 0 | 0 | 0 |
| Robbery | Male | 0 | 0 | 0 | 0 | 0 | 0 | 0 |
| | Female | 0 | 0 | 0 | 0 | 0 | 0 | 0 |
| Aggravated Assault (Return A - 4a-d) | Male | 0 | 0 | 0 | 0 | 0 | 0 | 0 |
| | Female | 0 | 0 | 0 | 0 | 0 | 0 | 0 |
| Burglary - Breaking or Entering | Male | 0 | 0 | 0 | 0 | 0 | 0 | 0 |
| | Female | 0 | 0 | 0 | 0 | 0 | 0 | 0 |
| Larceny - Theft (Except Motor Vehicle Theft) | Male | 0 | 0 | 0 | 0 | 0 | 0 | 0 |
| | Female | 0 | 0 | 0 | 0 | 0 | 0 | 0 |
| Motor Vehicle Theft | Male | 0 | 0 | 0 | 0 | 0 | 0 | 0 |
| | Female | 0 | 1 | 0 | 0 | 0 | 0 | 0 |
| Arson | Male | 0 | 0 | 0 | 0 | 0 | 0 | 0 |
| | Female | 0 | 0 | 0 | 0 | 0 | 0 | 0 |
| Total Index Crimes Violations: | | | | | | | | |
| | Male | 0 | 0 | 0 | 0 | 0 | 0 | 0 |
| | Female | 0 | 1 | 0 | 0 | 0 | 0 | 0 |

| Other Offenses: | | 18 | 19 | 20 | 21 | 22 | 23 | 24 |
|--|--------|----|----|----|----|----|----|----|
| Other Assaults (Return A - 4e) | Male | 0 | 0 | 0 | 0 | 0 | 0 | 0 |
| | Female | 0 | 0 | 0 | 0 | 0 | 0 | 0 |
| Forgery and Counterfeiting | Male | 0 | 0 | 0 | 0 | 0 | 0 | 0 |
| | Female | 0 | 0 | 0 | 0 | 0 | 0 | 0 |
| Fraud | Male | 0 | 0 | 0 | 0 | 0 | 0 | 0 |
| | Female | 0 | 0 | 0 | 0 | 0 | 0 | 0 |
| Embezzlement | Male | 0 | 0 | 0 | 0 | 0 | 0 | 0 |
| | Female | 0 | 0 | 0 | 0 | 0 | 0 | 0 |
| Stolen Property; Buying, Receiving, Possessing | Male | 0 | 0 | 0 | 0 | 0 | 0 | 0 |
| | Female | 0 | 0 | 0 | 0 | 0 | 0 | 0 |
| Vandalism | Male | 0 | 0 | 0 | 0 | 0 | 0 | 0 |
| | Female | 0 | 0 | 0 | 0 | 0 | 0 | 0 |
| Weapons; Carrying, Possessing, etc. | Male | 0 | 0 | 0 | 0 | 0 | 0 | 0 |
| | Female | 0 | 0 | 0 | 0 | 0 | 0 | 0 |
| Total Other Offense Violations: | | | | | | | | |
| | Male | 0 | 0 | 0 | 0 | 0 | 0 | 0 |
| | Female | 0 | 0 | 0 | 0 | 0 | 0 | 0 |

| Prostitution and Commercialized Vice: | | 18 | 19 | 20 | 21 | 22 | 23 | 24 |
|--|--------|----|----|----|----|----|----|----|
| Prostitution | Male | 0 | 0 | 0 | 0 | 0 | 0 | 0 |
| | Female | 0 | 0 | 0 | 0 | 0 | 0 | 0 |
| Assisting or Promoting Prostitution | Male | 0 | 0 | 0 | 0 | 0 | 0 | 0 |
| | Female | 0 | 0 | 0 | 0 | 0 | 0 | 0 |
| Purchasing Prostitution | Male | 0 | 0 | 0 | 0 | 0 | 0 | 0 |
| | Female | 0 | 0 | 0 | 0 | 0 | 0 | 0 |
| Sex Offenses (Except Forcible Rape and Prostitution) | Male | 0 | 0 | 0 | 0 | 0 | 0 | 0 |
| | Female | 0 | 0 | 0 | 0 | 0 | 0 | 0 |
| Total Prostitution & Commercialized Vice Violations: | | | | | | | | |
| | Male | 0 | 0 | 0 | 0 | 0 | 0 | 0 |
| | Female | 0 | 0 | 0 | 0 | 0 | 0 | 0 |

2016 College of Southern Nevada PD Arrests - Adult
18 - 24 Years of Age

Drug Abuse Violations:

| Sale/Manufacturing: | | 18 | 19 | 20 | 21 | 22 | 23 | 24 |
|--|--------|-----------|-----------|-----------|-----------|-----------|-----------|-----------|
| Opium or Cocaine and Their Derivatives (Morphine, Heroin, Codeine) | Male | 0 | 0 | 0 | 0 | 0 | 0 | 0 |
| | Female | 0 | 0 | 0 | 0 | 0 | 0 | 0 |
| Marijuana | Male | 0 | 0 | 0 | 0 | 1 | 0 | 0 |
| | Female | 0 | 0 | 0 | 0 | 0 | 0 | 0 |
| Synthetic Narcotics - Manufactured Narcotics Which Can Cause True Drug Addiction Demerol, Methadones) | Male | 0 | 0 | 0 | 0 | 0 | 0 | 0 |
| | Female | 0 | 0 | 0 | 0 | 0 | 0 | 0 |
| Other - Dangerous Nonnarcotic Drugs (Barbiturates, Benzedrine) | Male | 0 | 0 | 0 | 0 | 0 | 0 | 0 |
| | Female | 0 | 0 | 0 | 0 | 0 | 0 | 0 |
| Possession: | | | | | | | | |
| Opium or Cocaine and Their Derivatives (Morphine, Heroin, Codeine) | Male | 0 | 0 | 1 | 0 | 0 | 0 | 0 |
| | Female | 0 | 0 | 0 | 0 | 0 | 0 | 0 |
| Marijuana | Male | 8 | 2 | 0 | 0 | 0 | 0 | 1 |
| | Female | 0 | 0 | 1 | 0 | 0 | 0 | 0 |
| Synthetic Narcotics - Manufactured Narcotics Which Can Cause True Drug Addiction (Demerol, Methadones) | Male | 0 | 0 | 0 | 0 | 0 | 0 | 0 |
| | Female | 0 | 0 | 0 | 0 | 0 | 0 | 0 |
| Other - Dangerous Nonnarcotic Drugs (Barbiturates, Benzedrine) | Male | 0 | 0 | 0 | 0 | 0 | 0 | 0 |
| | Female | 0 | 0 | 0 | 0 | 0 | 0 | 0 |
| Total Drug Abuse Violations: | | | | | | | | |
| | Male | 8 | 2 | 1 | 0 | 1 | 0 | 1 |
| | Female | 0 | 0 | 1 | 0 | 0 | 0 | 0 |

Gambling:

| | | 18 | 19 | 20 | 21 | 22 | 23 | 24 |
|-----------------------------------|--------|-----------|-----------|-----------|-----------|-----------|-----------|-----------|
| Bookmaking (Horse and Sport Book) | Male | 0 | 0 | 0 | 0 | 0 | 0 | 0 |
| | Female | 0 | 0 | 0 | 0 | 0 | 0 | 0 |
| Numbers and Lottery | Male | 0 | 0 | 0 | 0 | 0 | 0 | 0 |
| | Female | 0 | 0 | 0 | 0 | 0 | 0 | 0 |
| All Other Gambling | Male | 0 | 0 | 0 | 0 | 0 | 0 | 0 |
| | Female | 0 | 0 | 0 | 0 | 0 | 0 | 0 |
| Total Gambling Violations: | | | | | | | | |
| | Male | 0 | 0 | 0 | 0 | 0 | 0 | 0 |
| | Female | 0 | 0 | 0 | 0 | 0 | 0 | 0 |

Miscellaneous:

| | | 18 | 19 | 20 | 21 | 22 | 23 | 24 |
|--|--------|-----------|-----------|-----------|-----------|-----------|-----------|-----------|
| Offenses Against the Family and Children | Male | 0 | 0 | 0 | 0 | 0 | 0 | 0 |
| | Female | 0 | 0 | 0 | 0 | 0 | 0 | 0 |
| Driving Under the Influence | Male | 0 | 0 | 0 | 0 | 0 | 0 | 0 |
| | Female | 0 | 0 | 0 | 0 | 0 | 0 | 0 |
| Liquor Laws | Male | 0 | 0 | 0 | 0 | 0 | 0 | 0 |
| | Female | 0 | 0 | 0 | 0 | 0 | 0 | 0 |
| Drunkenness | Male | 0 | 0 | 0 | 0 | 0 | 0 | 0 |
| | Female | 0 | 0 | 0 | 0 | 0 | 0 | 0 |
| Disorderly Conduct | Male | 0 | 0 | 0 | 0 | 0 | 0 | 0 |
| | Female | 0 | 0 | 0 | 0 | 0 | 0 | 0 |
| Vagrancy | Male | 0 | 0 | 0 | 0 | 0 | 0 | 0 |
| | Female | 0 | 0 | 0 | 0 | 0 | 0 | 0 |
| All Other Offenses (Except Traffic) | Male | 0 | 0 | 7 | 7 | 0 | 0 | 0 |
| | Female | 0 | 0 | 0 | 0 | 0 | 0 | 0 |
| Suspicion | Male | 0 | 0 | 0 | 0 | 0 | 0 | 0 |
| | Female | 0 | 0 | 0 | 0 | 0 | 0 | 0 |
| Total Miscellaneous Violations: | | | | | | | | |
| | Male | 0 | 0 | 7 | 7 | 0 | 0 | 0 |
| | Female | 0 | 0 | 0 | 0 | 0 | 0 | 0 |

Human Trafficking:

| | | 18 | 19 | 20 | 21 | 22 | 23 | 24 |
|--|--------|-----------|-----------|-----------|-----------|-----------|-----------|-----------|
| Human Trafficking/ Commercial Sex Acts | Male | 0 | 0 | 0 | 0 | 0 | 0 | 0 |
| | Female | 0 | 0 | 0 | 0 | 0 | 0 | 0 |
| Human Trafficking/ Involuntary Servitude | Male | 0 | 0 | 0 | 0 | 0 | 0 | 0 |
| | Female | 0 | 0 | 0 | 0 | 0 | 0 | 0 |
| Total Human Trafficking Violations: | | | | | | | | |
| | Male | 0 | 0 | 0 | 0 | 0 | 0 | 0 |
| | Female | 0 | 0 | 0 | 0 | 0 | 0 | 0 |

2016 Henderson PD Arrests - Adult
18 - 24 Years of Age

| Index Crime: | | 18 | 19 | 20 | 21 | 22 | 23 | 24 |
|--|--------|----|----|----|----|----|----|----|
| Murder and Nonnegligent Manslaughter | Male | 0 | 0 | 0 | 0 | 2 | 1 | 0 |
| | Female | 0 | 0 | 0 | 0 | 0 | 0 | 0 |
| Manslaughter by Negligence | Male | 0 | 0 | 0 | 0 | 0 | 0 | 0 |
| | Female | 0 | 0 | 0 | 0 | 0 | 0 | 0 |
| Rape | Male | 0 | 0 | 0 | 0 | 0 | 0 | 1 |
| | Female | 0 | 0 | 0 | 0 | 0 | 0 | 0 |
| Robbery | Male | 8 | 3 | 1 | 3 | 3 | 5 | 2 |
| | Female | 0 | 1 | 0 | 0 | 1 | 0 | 0 |
| Aggravated Assault (Return A - 4a-d) | Male | 0 | 3 | 5 | 1 | 7 | 1 | 3 |
| | Female | 0 | 0 | 0 | 2 | 2 | 3 | 1 |
| Burglary - Breaking or Entering | Male | 7 | 8 | 2 | 6 | 4 | 6 | 12 |
| | Female | 0 | 1 | 1 | 3 | 3 | 2 | 1 |
| Larceny - Theft (Except Motor Vehicle Theft) | Male | 13 | 15 | 12 | 9 | 11 | 18 | 23 |
| | Female | 18 | 15 | 11 | 4 | 11 | 21 | 8 |
| Motor Vehicle Theft | Male | 2 | 0 | 0 | 0 | 1 | 1 | 0 |
| | Female | 0 | 0 | 0 | 0 | 0 | 0 | 0 |
| Arson | Male | 0 | 0 | 0 | 0 | 0 | 0 | 0 |
| | Female | 0 | 0 | 0 | 0 | 0 | 0 | 0 |
| Total Index Crimes Violations: | | | | | | | | |
| | Male | 30 | 29 | 20 | 19 | 28 | 32 | 41 |
| | Female | 18 | 17 | 12 | 9 | 17 | 26 | 10 |

| Other Offenses: | | 18 | 19 | 20 | 21 | 22 | 23 | 24 |
|--|--------|----|----|----|----|----|----|----|
| Other Assaults (Return A - 4e) | Male | 18 | 27 | 18 | 27 | 26 | 35 | 28 |
| | Female | 6 | 9 | 16 | 8 | 16 | 16 | 20 |
| Forgery and Counterfeiting | Male | 1 | 0 | 0 | 0 | 3 | 0 | 1 |
| | Female | 0 | 0 | 0 | 0 | 1 | 1 | 1 |
| Fraud | Male | 2 | 1 | 0 | 3 | 5 | 3 | 5 |
| | Female | 1 | 1 | 1 | 0 | 1 | 1 | 0 |
| Embezzlement | Male | 0 | 2 | 0 | 1 | 1 | 0 | 1 |
| | Female | 0 | 1 | 3 | 0 | 0 | 0 | 1 |
| Stolen Property; Buying, Receiving, Possessing | Male | 6 | 1 | 1 | 2 | 3 | 3 | 4 |
| | Female | 0 | 0 | 0 | 0 | 1 | 0 | 0 |
| Vandalism | Male | 3 | 1 | 2 | 5 | 0 | 1 | 1 |
| | Female | 2 | 0 | 0 | 0 | 1 | 0 | 1 |
| Weapons; Carrying, Possessing, etc. | Male | 4 | 2 | 4 | 2 | 3 | 3 | 4 |
| | Female | 0 | 0 | 0 | 0 | 0 | 0 | 0 |
| Total Other Offense Violations: | | | | | | | | |
| | Male | 34 | 34 | 25 | 40 | 41 | 45 | 44 |
| | Female | 9 | 11 | 20 | 8 | 20 | 18 | 23 |

| Prostitution and Commercialized Vice: | | 18 | 19 | 20 | 21 | 22 | 23 | 24 |
|--|--------|----|----|----|----|----|----|----|
| Prostitution | Male | 0 | 0 | 0 | 0 | 0 | 0 | 0 |
| | Female | 0 | 0 | 0 | 0 | 0 | 0 | 0 |
| Assisting or Promoting Prostitution | Male | 0 | 0 | 0 | 0 | 0 | 0 | 0 |
| | Female | 0 | 0 | 0 | 0 | 0 | 0 | 0 |
| Purchasing Prostitution | Male | 0 | 0 | 0 | 0 | 0 | 0 | 0 |
| | Female | 0 | 0 | 0 | 0 | 0 | 0 | 0 |
| Sex Offenses (Except Forcible Rape and Prostitution) | Male | 1 | 0 | 0 | 0 | 0 | 0 | 1 |
| | Female | 0 | 0 | 0 | 0 | 0 | 0 | 0 |
| Total Prostitution & Commercialized Vice Violations: | | | | | | | | |
| | Male | 1 | 0 | 0 | 0 | 0 | 0 | 1 |
| | Female | 0 | 0 | 0 | 0 | 0 | 0 | 0 |

2016 Henderson PD Arrests - Adult
18 - 24 Years of Age

Drug Abuse Violations:

| Sale/Manufacturing: | | 18 | 19 | 20 | 21 | 22 | 23 | 24 |
|--|---------------|-----------|-----------|-----------|-----------|-----------|-----------|-----------|
| Opium or Cocaine and Their Derivatives (Morphine, Heroin, Codeine) | Male | 0 | 0 | 0 | 0 | 0 | 0 | 0 |
| | Female | 0 | 0 | 0 | 0 | 0 | 0 | 0 |
| Marijuana | Male | 0 | 0 | 0 | 0 | 0 | 0 | 0 |
| | Female | 0 | 0 | 0 | 0 | 0 | 0 | 0 |
| Synthetic Narcotics - Manufactured Narcotics Which Can Cause True Drug Addiction (Demerol, Methadones) | Male | 0 | 0 | 0 | 0 | 0 | 0 | 0 |
| | Female | 0 | 0 | 0 | 0 | 0 | 0 | 0 |
| Other - Dangerous Nonnarcotic Drugs (Barbiturates, Benzedrine) | Male | 1 | 0 | 1 | 0 | 0 | 3 | 3 |
| | Female | 0 | 0 | 0 | 1 | 2 | 0 | 0 |
| Possession: | | | | | | | | |
| Opium or Cocaine and Their Derivatives (Morphine, Heroin, Codeine) | Male | 0 | 0 | 0 | 0 | 0 | 0 | 0 |
| | Female | 0 | 0 | 0 | 0 | 0 | 0 | 0 |
| Marijuana | Male | 28 | 27 | 21 | 23 | 13 | 24 | 15 |
| | Female | 3 | 11 | 7 | 7 | 7 | 10 | 4 |
| Synthetic Narcotics - Manufactured Narcotics Which Can Cause True Drug Addiction (Demerol, Methadones) | Male | 0 | 0 | 0 | 0 | 0 | 0 | 0 |
| | Female | 0 | 0 | 0 | 0 | 0 | 0 | 0 |
| Other - Dangerous Nonnarcotic Drugs (Barbiturates, Benzedrine) | Male | 6 | 10 | 7 | 8 | 4 | 14 | 7 |
| | Female | 0 | 0 | 1 | 1 | 8 | 2 | 3 |
| Total Drug Abuse Violations: | | | | | | | | |
| | Male | 35 | 37 | 29 | 31 | 17 | 41 | 25 |
| | Female | 3 | 11 | 8 | 9 | 17 | 12 | 7 |

Gambling:

| | | 18 | 19 | 20 | 21 | 22 | 23 | 24 |
|-----------------------------------|---------------|-----------|-----------|-----------|-----------|-----------|-----------|-----------|
| Bookmaking (Horse and Sport Book) | Male | 0 | 0 | 0 | 0 | 0 | 0 | 0 |
| | Female | 0 | 0 | 0 | 0 | 0 | 0 | 0 |
| Numbers and Lottery | Male | 0 | 0 | 0 | 0 | 0 | 0 | 0 |
| | Female | 0 | 0 | 0 | 0 | 0 | 0 | 0 |
| All Other Gambling | Male | 0 | 0 | 0 | 0 | 0 | 0 | 0 |
| | Female | 0 | 0 | 0 | 0 | 0 | 0 | 0 |
| Total Gambling Violations: | | | | | | | | |
| | Male | 0 | 0 | 0 | 0 | 0 | 0 | 0 |
| | Female | 0 | 0 | 0 | 0 | 0 | 0 | 0 |

Miscellaneous:

| | | 18 | 19 | 20 | 21 | 22 | 23 | 24 |
|--|---------------|-----------|-----------|------------|------------|------------|------------|------------|
| Offenses Against the Family and Children | Male | 11 | 9 | 4 | 2 | 3 | 3 | 1 |
| | Female | 5 | 5 | 0 | 2 | 1 | 1 | 1 |
| Driving Under the Influence | Male | 4 | 5 | 16 | 12 | 13 | 12 | 11 |
| | Female | 2 | 2 | 3 | 2 | 4 | 5 | 3 |
| Liquor Laws | Male | 2 | 1 | 1 | 1 | 0 | 0 | 1 |
| | Female | 0 | 0 | 0 | 2 | 0 | 0 | 2 |
| Drunkenness | Male | 0 | 0 | 0 | 0 | 0 | 0 | 0 |
| | Female | 0 | 0 | 0 | 0 | 0 | 0 | 0 |
| Disorderly Conduct | Male | 0 | 2 | 0 | 0 | 0 | 0 | 1 |
| | Female | 0 | 0 | 0 | 0 | 0 | 0 | 0 |
| Vagrancy | Male | 0 | 0 | 0 | 0 | 0 | 0 | 0 |
| | Female | 0 | 0 | 0 | 0 | 0 | 0 | 0 |
| All Other Offenses (Except Traffic) | Male | 48 | 62 | 94 | 121 | 106 | 117 | 162 |
| | Female | 22 | 37 | 29 | 33 | 56 | 66 | 53 |
| Suspicion | Male | 0 | 0 | 0 | 0 | 0 | 0 | 0 |
| | Female | 0 | 0 | 0 | 0 | 0 | 0 | 0 |
| Total Miscellaneous Violations: | | | | | | | | |
| | Male | 65 | 79 | 115 | 136 | 122 | 132 | 176 |
| | Female | 29 | 44 | 32 | 39 | 61 | 72 | 59 |

Human Trafficking:

| | | 18 | 19 | 20 | 21 | 22 | 23 | 24 |
|--|---------------|-----------|-----------|-----------|-----------|-----------|-----------|-----------|
| Human Trafficking/ Commercial Sex Acts | Male | 0 | 0 | 0 | 0 | 0 | 0 | 0 |
| | Female | 0 | 0 | 0 | 0 | 0 | 0 | 0 |
| Human Trafficking/ Involuntary Servitude | Male | 0 | 0 | 0 | 0 | 0 | 0 | 0 |
| | Female | 0 | 0 | 0 | 0 | 0 | 0 | 0 |
| Total Human Trafficking Violations: | | | | | | | | |
| | Male | 0 | 0 | 0 | 0 | 0 | 0 | 0 |
| | Female | 0 | 0 | 0 | 0 | 0 | 0 | 0 |

2016 Las Vegas Metro Arrests - Adult
18 - 24 Years of Age

| Index Crime: | | 18 | 19 | 20 | 21 | 22 | 23 | 24 |
|--|--------|-----|-----|-----|-----|-----|-----|-----|
| Murder and Nonnegligent Manslaughter | Male | 4 | 2 | 10 | 4 | 2 | 3 | 11 |
| | Female | 0 | 1 | 1 | 0 | 0 | 1 | 0 |
| Manslaughter by Negligence | Male | 0 | 0 | 0 | 0 | 0 | 0 | 0 |
| | Female | 0 | 0 | 0 | 0 | 0 | 0 | 0 |
| Rape | Male | 2 | 2 | 1 | 3 | 6 | 3 | 4 |
| | Female | 0 | 0 | 0 | 0 | 0 | 1 | 0 |
| Robbery | Male | 72 | 41 | 37 | 42 | 55 | 42 | 38 |
| | Female | 6 | 15 | 10 | 16 | 15 | 13 | 6 |
| Aggravated Assault (Return A - 4a-d) | Male | 38 | 37 | 56 | 59 | 72 | 54 | 66 |
| | Female | 13 | 20 | 15 | 24 | 29 | 28 | 34 |
| Burglary - Breaking or Entering | Male | 40 | 32 | 33 | 35 | 35 | 24 | 38 |
| | Female | 2 | 8 | 2 | 8 | 8 | 6 | 11 |
| Larceny - Theft (Except Motor Vehicle Theft) | Male | 56 | 48 | 55 | 68 | 81 | 75 | 82 |
| | Female | 23 | 55 | 38 | 64 | 51 | 58 | 38 |
| Motor Vehicle Theft | Male | 14 | 10 | 13 | 16 | 10 | 15 | 12 |
| | Female | 6 | 4 | 2 | 2 | 4 | 5 | 3 |
| Arson | Male | 0 | 0 | 0 | 0 | 0 | 0 | 0 |
| | Female | 0 | 0 | 1 | 1 | 0 | 0 | 0 |
| Total Index Crimes Violations: | | | | | | | | |
| | Male | 226 | 172 | 205 | 227 | 261 | 216 | 251 |
| | Female | 50 | 103 | 69 | 115 | 107 | 112 | 92 |

| Other Offenses: | | 18 | 19 | 20 | 21 | 22 | 23 | 24 |
|--|--------|-----|-----|-----|-----|-----|-----|-----|
| Other Assaults (Return A - 4e) | Male | 100 | 123 | 135 | 193 | 205 | 272 | 245 |
| | Female | 67 | 72 | 95 | 114 | 138 | 179 | 137 |
| Forgery and Counterfeiting | Male | 0 | 4 | 3 | 3 | 11 | 11 | 7 |
| | Female | 0 | 4 | 5 | 2 | 6 | 5 | 2 |
| Fraud | Male | 6 | 9 | 11 | 16 | 20 | 15 | 17 |
| | Female | 6 | 8 | 6 | 8 | 16 | 9 | 8 |
| Embezzlement | Male | 1 | 2 | 2 | 4 | 1 | 4 | 3 |
| | Female | 1 | 3 | 1 | 2 | 3 | 3 | 3 |
| Stolen Property; Buying, Receiving, Possessing | Male | 23 | 20 | 36 | 21 | 23 | 28 | 31 |
| | Female | 3 | 6 | 7 | 5 | 8 | 3 | 5 |
| Vandalism | Male | 25 | 17 | 24 | 27 | 29 | 27 | 27 |
| | Female | 5 | 3 | 2 | 4 | 8 | 4 | 4 |
| Weapons; Carrying, Possessing, etc. | Male | 31 | 33 | 35 | 39 | 55 | 37 | 50 |
| | Female | 4 | 2 | 2 | 3 | 1 | 1 | 1 |
| Total Other Offense Violations: | | | | | | | | |
| | Male | 186 | 208 | 246 | 303 | 344 | 394 | 380 |
| | Female | 86 | 98 | 118 | 138 | 180 | 204 | 160 |

| Prostitution and Commercialized Vice: | | 18 | 19 | 20 | 21 | 22 | 23 | 24 |
|--|--------|----|-----|-----|-----|-----|-----|-----|
| Prostitution | Male | 1 | 1 | 0 | 0 | 5 | 7 | 3 |
| | Female | 94 | 131 | 195 | 211 | 232 | 192 | 181 |
| Assisting or Promoting Prostitution | Male | 0 | 2 | 0 | 2 | 1 | 1 | 0 |
| | Female | 0 | 0 | 0 | 3 | 0 | 1 | 0 |
| Purchasing Prostitution | Male | 0 | 0 | 1 | 3 | 0 | 2 | 0 |
| | Female | 0 | 0 | 0 | 0 | 0 | 0 | 0 |
| Sex Offenses (Except Forcible Rape and Prostitution) | Male | 2 | 11 | 5 | 11 | 8 | 10 | 9 |
| | Female | 0 | 3 | 1 | 3 | 3 | 2 | 0 |
| Total Prostitution & Commercialized Vice Violations: | | | | | | | | |
| | Male | 3 | 14 | 6 | 16 | 14 | 20 | 12 |
| | Female | 94 | 134 | 196 | 217 | 235 | 195 | 181 |

2016 Las Vegas Metro Arrests - Adult
18 - 24 Years of Age

Drug Abuse Violations:

| Sale/Manufacturing: | | 18 | 19 | 20 | 21 | 22 | 23 | 24 |
|--|--------|-----------|-----------|-----------|-----------|-----------|-----------|-----------|
| Opium or Cocaine and Their Derivatives (Morphine, Heroin, Codeine) | Male | 2 | 8 | 8 | 12 | 21 | 12 | 16 |
| | Female | 0 | 3 | 0 | 2 | 2 | 1 | 0 |
| Marijuana | Male | 20 | 27 | 23 | 22 | 25 | 26 | 17 |
| | Female | 1 | 3 | 5 | 0 | 4 | 2 | 2 |
| Synthetic Narcotics - Manufactured Narcotics Which Can Cause True Drug Addiction (Demerol, Methadones) | Male | 1 | 2 | 3 | 3 | 2 | 8 | 5 |
| | Female | 0 | 0 | 2 | 2 | 1 | 1 | 1 |
| Other - Dangerous Nonnarcotic Drugs (Barbiturates, Benzedrine) | Male | 3 | 3 | 10 | 10 | 7 | 14 | 10 |
| | Female | 1 | 2 | 2 | 3 | 1 | 1 | 1 |
| Possession: | | | | | | | | |
| Opium or Cocaine and Their Derivatives (Morphine, Heroin, Codeine) | Male | 4 | 11 | 12 | 21 | 16 | 30 | 35 |
| | Female | 3 | 5 | 7 | 7 | 8 | 10 | 9 |
| Marijuana | Male | 120 | 147 | 157 | 129 | 148 | 120 | 145 |
| | Female | 19 | 30 | 35 | 45 | 30 | 32 | 25 |
| Synthetic Narcotics - Manufactured Narcotics Which Can Cause True Drug Addiction (Demerol, Methadones) | Male | 9 | 10 | 13 | 20 | 19 | 18 | 25 |
| | Female | 2 | 3 | 5 | 10 | 9 | 4 | 5 |
| Other - Dangerous Nonnarcotic Drugs (Barbiturates, Benzedrine) | Male | 16 | 20 | 23 | 46 | 46 | 39 | 48 |
| | Female | 3 | 8 | 7 | 16 | 23 | 11 | 17 |
| Total Drug Abuse Violations: | | | | | | | | |
| | Male | 175 | 228 | 249 | 263 | 284 | 267 | 301 |
| | Female | 29 | 54 | 63 | 85 | 78 | 62 | 60 |

Gambling:

| | | 18 | 19 | 20 | 21 | 22 | 23 | 24 |
|-----------------------------------|--------|-----------|-----------|-----------|-----------|-----------|-----------|-----------|
| Bookmaking (Horse and Sport Book) | Male | 0 | 0 | 0 | 0 | 0 | 0 | 0 |
| | Female | 0 | 0 | 0 | 0 | 0 | 0 | 0 |
| Numbers and Lottery | Male | 0 | 0 | 0 | 0 | 0 | 0 | 0 |
| | Female | 0 | 0 | 0 | 0 | 0 | 0 | 0 |
| All Other Gambling | Male | 0 | 0 | 0 | 0 | 0 | 0 | 0 |
| | Female | 0 | 0 | 0 | 0 | 0 | 0 | 0 |
| Total Gambling Violations: | | | | | | | | |
| | Male | 0 | 0 | 0 | 0 | 0 | 0 | 0 |
| | Female | 0 | 0 | 0 | 0 | 0 | 0 | 0 |

Miscellaneous:

| | | 18 | 19 | 20 | 21 | 22 | 23 | 24 |
|--|--------|-----------|-----------|-----------|-----------|-----------|-----------|-----------|
| Offenses Against the Family and Children | Male | 0 | 1 | 2 | 1 | 0 | 3 | 4 |
| | Female | 1 | 1 | 2 | 4 | 3 | 7 | 10 |
| Driving Under the Influence | Male | 45 | 60 | 84 | 126 | 116 | 139 | 151 |
| | Female | 10 | 19 | 12 | 47 | 42 | 55 | 59 |
| Liquor Laws | Male | 25 | 30 | 30 | 23 | 22 | 19 | 16 |
| | Female | 11 | 10 | 6 | 1 | 4 | 4 | 2 |
| Drunkenness | Male | 0 | 0 | 0 | 0 | 0 | 0 | 0 |
| | Female | 0 | 0 | 0 | 0 | 0 | 0 | 0 |
| Disorderly Conduct | Male | 3 | 6 | 4 | 7 | 9 | 16 | 7 |
| | Female | 0 | 4 | 2 | 3 | 5 | 4 | 5 |
| Vagrancy | Male | 9 | 10 | 19 | 23 | 20 | 15 | 20 |
| | Female | 32 | 51 | 65 | 3 | 2 | 2 | 1 |
| All Other Offenses (Except Traffic) | Male | 248 | 329 | 390 | 472 | 517 | 555 | 569 |
| | Female | 79 | 160 | 235 | 366 | 423 | 413 | 363 |
| Suspicion | Male | 0 | 0 | 0 | 0 | 0 | 0 | 0 |
| | Female | 0 | 0 | 0 | 0 | 0 | 0 | 0 |
| Total Miscellaneous Violations: | | | | | | | | |
| | Male | 330 | 436 | 529 | 652 | 684 | 747 | 767 |
| | Female | 133 | 245 | 322 | 424 | 479 | 485 | 440 |

Human Trafficking:

| | | 18 | 19 | 20 | 21 | 22 | 23 | 24 |
|--|--------|-----------|-----------|-----------|-----------|-----------|-----------|-----------|
| Human Trafficking/ Commercial Sex Acts | Male | 1 | 1 | 1 | 0 | 1 | 2 | 1 |
| | Female | 1 | 0 | 2 | 0 | 0 | 0 | 1 |
| Human Trafficking/ Involuntary Servitude | Male | 1 | 0 | 0 | 0 | 1 | 0 | 0 |
| | Female | 0 | 0 | 0 | 0 | 0 | 0 | 0 |
| Total Human Trafficking Violations: | | | | | | | | |
| | Male | 2 | 1 | 1 | 0 | 2 | 2 | 1 |
| | Female | 1 | 0 | 2 | 0 | 0 | 0 | 1 |

2016 Mesquite PD Arrests - Adult
18 - 24 Years of Age

| Index Crime: | | 18 | 19 | 20 | 21 | 22 | 23 | 24 |
|--|--------|----|----|----|----|----|----|----|
| Murder and Nonnegligent Manslaughter | Male | 0 | 0 | 0 | 0 | 0 | 0 | 0 |
| | Female | 0 | 0 | 0 | 0 | 0 | 0 | 0 |
| Manslaughter by Negligence | Male | 0 | 0 | 0 | 0 | 0 | 0 | 0 |
| | Female | 0 | 0 | 0 | 0 | 0 | 0 | 0 |
| Rape | Male | 0 | 0 | 0 | 0 | 0 | 0 | 0 |
| | Female | 0 | 0 | 0 | 0 | 0 | 0 | 0 |
| Robbery | Male | 0 | 0 | 0 | 0 | 0 | 0 | 0 |
| | Female | 0 | 0 | 0 | 0 | 0 | 0 | 0 |
| Aggravated Assault (Return A - 4a-d) | Male | 0 | 0 | 0 | 0 | 1 | 0 | 0 |
| | Female | 0 | 0 | 0 | 0 | 0 | 0 | 0 |
| Burglary - Breaking or Entering | Male | 0 | 0 | 2 | 0 | 0 | 0 | 0 |
| | Female | 1 | 0 | 0 | 0 | 0 | 2 | 1 |
| Larceny - Theft (Except Motor Vehicle Theft) | Male | 3 | 0 | 2 | 1 | 1 | 2 | 1 |
| | Female | 1 | 2 | 0 | 0 | 1 | 1 | 1 |
| Motor Vehicle Theft | Male | 0 | 0 | 0 | 0 | 0 | 0 | 0 |
| | Female | 0 | 0 | 0 | 0 | 0 | 0 | 0 |
| Arson | Male | 0 | 0 | 0 | 0 | 0 | 0 | 0 |
| | Female | 0 | 0 | 0 | 0 | 0 | 0 | 0 |
| Total Index Crimes Violations: | | | | | | | | |
| | Male | 3 | 0 | 4 | 1 | 2 | 2 | 1 |
| | Female | 2 | 2 | 0 | 0 | 1 | 3 | 2 |

| Other Offenses: | | 18 | 19 | 20 | 21 | 22 | 23 | 24 |
|--|--------|----|----|----|----|----|----|----|
| Other Assaults (Return A - 4e) | Male | 1 | 1 | 3 | 1 | 2 | 2 | 3 |
| | Female | 2 | 1 | 2 | 2 | 1 | 4 | 3 |
| Forgery and Counterfeiting | Male | 0 | 0 | 0 | 0 | 0 | 0 | 0 |
| | Female | 0 | 0 | 0 | 0 | 0 | 0 | 0 |
| Fraud | Male | 1 | 0 | 0 | 0 | 0 | 0 | 0 |
| | Female | 0 | 0 | 0 | 1 | 0 | 0 | 0 |
| Embezzlement | Male | 0 | 0 | 0 | 1 | 0 | 0 | 0 |
| | Female | 0 | 0 | 0 | 0 | 0 | 0 | 0 |
| Stolen Property; Buying, Receiving, Possessing | Male | 0 | 0 | 1 | 0 | 0 | 0 | 0 |
| | Female | 0 | 0 | 0 | 0 | 0 | 0 | 0 |
| Vandalism | Male | 1 | 1 | 0 | 0 | 0 | 1 | 1 |
| | Female | 0 | 1 | 1 | 0 | 0 | 0 | 0 |
| Weapons; Carrying, Possessing, etc. | Male | 0 | 0 | 0 | 1 | 0 | 0 | 0 |
| | Female | 0 | 0 | 0 | 0 | 0 | 0 | 0 |
| Total Other Offense Violations: | | | | | | | | |
| | Male | 3 | 2 | 4 | 3 | 2 | 3 | 4 |
| | Female | 2 | 2 | 3 | 3 | 1 | 4 | 3 |

| Prostitution and Commercialized Vice: | | 18 | 19 | 20 | 21 | 22 | 23 | 24 |
|--|--------|----|----|----|----|----|----|----|
| Prostitution | Male | 0 | 0 | 0 | 0 | 0 | 0 | 0 |
| | Female | 0 | 0 | 0 | 0 | 0 | 0 | 0 |
| Assisting or Promoting Prostitution | Male | 0 | 0 | 0 | 0 | 0 | 0 | 0 |
| | Female | 0 | 0 | 0 | 0 | 0 | 0 | 0 |
| Purchasing Prostitution | Male | 0 | 0 | 0 | 0 | 0 | 0 | 0 |
| | Female | 0 | 0 | 0 | 0 | 0 | 0 | 0 |
| Sex Offenses (Except Forcible Rape and Prostitution) | Male | 1 | 0 | 1 | 0 | 0 | 0 | 0 |
| | Female | 0 | 0 | 0 | 0 | 0 | 0 | 0 |
| Total Prostitution & Commercialized Vice Violations: | | | | | | | | |
| | Male | 1 | 0 | 1 | 0 | 0 | 0 | 0 |
| | Female | 0 | 0 | 0 | 0 | 0 | 0 | 0 |

2016 Mesquite PD Arrests - Adult
18 - 24 Years of Age

Drug Abuse Violations:

| Sale/Manufacturing: | | 18 | 19 | 20 | 21 | 22 | 23 | 24 |
|--|---------------|-----------|-----------|-----------|-----------|-----------|-----------|-----------|
| Opium or Cocaine and Their Derivatives (Morphine, Heroin, Codeine) | Male | 0 | 0 | 0 | 0 | 0 | 0 | 0 |
| | Female | 0 | 0 | 0 | 0 | 0 | 0 | 0 |
| Marijuana | Male | 0 | 0 | 0 | 0 | 0 | 0 | 0 |
| | Female | 0 | 0 | 0 | 0 | 0 | 0 | 0 |
| Synthetic Narcotics - Manufactured Narcotics Which Can Cause True Drug Addiction (Demerol, Methadones) | Male | 0 | 0 | 0 | 0 | 0 | 0 | 0 |
| | Female | 0 | 0 | 0 | 0 | 0 | 0 | 0 |
| Other - Dangerous Nonnarcotic Drugs (Barbiturates, Benzedrine) | Male | 1 | 0 | 0 | 0 | 1 | 1 | 1 |
| | Female | 0 | 0 | 0 | 0 | 0 | 1 | 0 |
| Possession: | | | | | | | | |
| Opium or Cocaine and Their Derivatives (Morphine, Heroin, Codeine) | Male | 0 | 0 | 0 | 0 | 0 | 0 | 0 |
| | Female | 0 | 0 | 0 | 0 | 0 | 0 | 0 |
| Marijuana | Male | 6 | 4 | 3 | 0 | 1 | 2 | 1 |
| | Female | 1 | 0 | 1 | 0 | 0 | 1 | 1 |
| Synthetic Narcotics - Manufactured Narcotics Which Can Cause True Drug Addiction (Demerol, Methadones) | Male | 0 | 0 | 0 | 0 | 0 | 0 | 0 |
| | Female | 0 | 0 | 0 | 0 | 0 | 0 | 0 |
| Other - Dangerous Nonnarcotic Drugs (Barbiturates, Benzedrine) | Male | 1 | 0 | 2 | 4 | 2 | 2 | 3 |
| | Female | 2 | 0 | 0 | 0 | 1 | 3 | 1 |
| Total Drug Abuse Violations: | | | | | | | | |
| | Male | 8 | 4 | 5 | 4 | 4 | 5 | 5 |
| | Female | 3 | 0 | 1 | 0 | 1 | 5 | 2 |

Gambling:

| | | 18 | 19 | 20 | 21 | 22 | 23 | 24 |
|-----------------------------------|---------------|-----------|-----------|-----------|-----------|-----------|-----------|-----------|
| Bookmaking (Horse and Sport Book) | Male | 0 | 0 | 0 | 0 | 0 | 0 | 0 |
| | Female | 0 | 0 | 0 | 0 | 0 | 0 | 0 |
| Numbers and Lottery | Male | 0 | 0 | 0 | 0 | 0 | 0 | 0 |
| | Female | 0 | 0 | 0 | 0 | 0 | 0 | 0 |
| All Other Gambling | Male | 1 | 7 | 5 | 0 | 0 | 0 | 0 |
| | Female | 1 | 3 | 2 | 0 | 0 | 0 | 0 |
| Total Gambling Violations: | | | | | | | | |
| | Male | 1 | 7 | 5 | 0 | 0 | 0 | 0 |
| | Female | 1 | 3 | 2 | 0 | 0 | 0 | 0 |

Miscellaneous:

| | | 18 | 19 | 20 | 21 | 22 | 23 | 24 |
|--|---------------|-----------|-----------|-----------|-----------|-----------|-----------|-----------|
| Offenses Against the Family and Children | Male | 0 | 1 | 0 | 0 | 0 | 1 | 1 |
| | Female | 0 | 0 | 0 | 0 | 0 | 1 | 0 |
| Driving Under the Influence | Male | 0 | 0 | 0 | 2 | 2 | 2 | 1 |
| | Female | 0 | 0 | 0 | 1 | 0 | 0 | 0 |
| Liquor Laws | Male | 3 | 4 | 1 | 3 | 1 | 0 | 0 |
| | Female | 2 | 0 | 2 | 0 | 0 | 0 | 0 |
| Drunkenness | Male | 0 | 0 | 0 | 0 | 0 | 0 | 0 |
| | Female | 0 | 0 | 0 | 0 | 0 | 0 | 0 |
| Disorderly Conduct | Male | 1 | 1 | 0 | 0 | 3 | 1 | 3 |
| | Female | 1 | 1 | 0 | 1 | 0 | 1 | 0 |
| Vagrancy | Male | 0 | 0 | 0 | 0 | 0 | 0 | 0 |
| | Female | 0 | 0 | 0 | 0 | 0 | 0 | 0 |
| All Other Offenses (Except Traffic) | Male | 0 | 0 | 1 | 1 | 0 | 1 | 0 |
| | Female | 0 | 0 | 0 | 0 | 0 | 0 | 1 |
| Suspicion | Male | 0 | 0 | 0 | 0 | 0 | 0 | 0 |
| | Female | 0 | 0 | 0 | 0 | 0 | 0 | 0 |
| Total Miscellaneous Violations: | | | | | | | | |
| | Male | 4 | 6 | 2 | 6 | 6 | 5 | 5 |
| | Female | 3 | 1 | 2 | 2 | 0 | 2 | 1 |

Human Trafficking:

| | | 18 | 19 | 20 | 21 | 22 | 23 | 24 |
|--|---------------|-----------|-----------|-----------|-----------|-----------|-----------|-----------|
| Human Trafficking/ Commercial Sex Acts | Male | 0 | 0 | 0 | 0 | 0 | 0 | 0 |
| | Female | 0 | 0 | 0 | 0 | 0 | 0 | 0 |
| Human Trafficking/ Involuntary Servitude | Male | 0 | 0 | 0 | 0 | 0 | 0 | 0 |
| | Female | 0 | 0 | 0 | 0 | 0 | 0 | 0 |
| Total Human Trafficking Violations: | | | | | | | | |
| | Male | 0 | 0 | 0 | 0 | 0 | 0 | 0 |
| | Female | 0 | 0 | 0 | 0 | 0 | 0 | 0 |

2016 North Las Vegas PD Arrests - Adult
18 - 24 Years of Age

| Index Crime: | | 18 | 19 | 20 | 21 | 22 | 23 | 24 |
|--|--------|----|----|----|----|----|----|----|
| Murder and Nonnegligent Manslaughter | Male | 0 | 0 | 0 | 0 | 0 | 1 | 0 |
| | Female | 0 | 0 | 0 | 0 | 0 | 0 | 0 |
| Manslaughter by Negligence | Male | 0 | 0 | 0 | 0 | 0 | 0 | 0 |
| | Female | 0 | 0 | 0 | 0 | 0 | 0 | 0 |
| Rape | Male | 0 | 0 | 1 | 0 | 0 | 0 | 0 |
| | Female | 0 | 0 | 0 | 0 | 0 | 0 | 0 |
| Robbery | Male | 12 | 13 | 4 | 11 | 12 | 12 | 13 |
| | Female | 0 | 0 | 0 | 1 | 0 | 0 | 2 |
| Aggravated Assault (Return A - 4a-d) | Male | 12 | 15 | 22 | 13 | 13 | 17 | 10 |
| | Female | 4 | 6 | 3 | 9 | 3 | 8 | 4 |
| Burglary - Breaking or Entering | Male | 13 | 6 | 4 | 5 | 10 | 7 | 3 |
| | Female | 0 | 1 | 2 | 1 | 1 | 0 | 1 |
| Larceny - Theft (Except Motor Vehicle Theft) | Male | 8 | 9 | 5 | 11 | 11 | 6 | 8 |
| | Female | 5 | 3 | 4 | 10 | 8 | 10 | 5 |
| Motor Vehicle Theft | Male | 2 | 0 | 0 | 2 | 0 | 2 | 1 |
| | Female | 0 | 1 | 0 | 0 | 1 | 0 | 0 |
| Arson | Male | 0 | 0 | 0 | 0 | 0 | 0 | 0 |
| | Female | 0 | 0 | 0 | 0 | 0 | 0 | 0 |
| Total Index Crimes Violations: | | | | | | | | |
| | Male | 47 | 43 | 36 | 42 | 46 | 45 | 35 |
| | Female | 9 | 11 | 9 | 21 | 13 | 18 | 12 |

| Other Offenses: | | 18 | 19 | 20 | 21 | 22 | 23 | 24 |
|--|--------|----|----|----|----|----|----|----|
| Other Assaults (Return A - 4e) | Male | 7 | 10 | 10 | 14 | 19 | 9 | 19 |
| | Female | 3 | 12 | 8 | 9 | 6 | 8 | 10 |
| Forgery and Counterfeiting | Male | 0 | 0 | 0 | 0 | 0 | 0 | 0 |
| | Female | 0 | 0 | 0 | 0 | 0 | 0 | 0 |
| Fraud | Male | 0 | 0 | 0 | 1 | 2 | 3 | 1 |
| | Female | 0 | 0 | 0 | 0 | 0 | 0 | 1 |
| Embezzlement | Male | 0 | 0 | 2 | 0 | 1 | 0 | 0 |
| | Female | 0 | 1 | 0 | 0 | 0 | 0 | 0 |
| Stolen Property; Buying, Receiving, Possessing | Male | 5 | 1 | 3 | 3 | 0 | 1 | 3 |
| | Female | 0 | 4 | 0 | 1 | 0 | 2 | 1 |
| Vandalism | Male | 4 | 2 | 1 | 5 | 3 | 1 | 1 |
| | Female | 0 | 0 | 0 | 1 | 0 | 1 | 1 |
| Weapons; Carrying, Possessing, etc. | Male | 2 | 4 | 6 | 1 | 0 | 6 | 2 |
| | Female | 0 | 0 | 1 | 0 | 0 | 0 | 1 |
| Total Other Offense Violations: | | | | | | | | |
| | Male | 18 | 17 | 22 | 24 | 25 | 20 | 26 |
| | Female | 3 | 17 | 9 | 11 | 6 | 11 | 14 |

| Prostitution and Commercialized Vice: | | 18 | 19 | 20 | 21 | 22 | 23 | 24 |
|--|--------|----|----|----|----|----|----|----|
| Prostitution | Male | 0 | 0 | 0 | 0 | 0 | 0 | 0 |
| | Female | 0 | 0 | 0 | 0 | 0 | 0 | 0 |
| Assisting or Promoting Prostitution | Male | 0 | 0 | 0 | 0 | 0 | 0 | 0 |
| | Female | 0 | 0 | 0 | 0 | 0 | 0 | 0 |
| Purchasing Prostitution | Male | 0 | 0 | 0 | 0 | 0 | 0 | 0 |
| | Female | 0 | 0 | 0 | 0 | 0 | 0 | 0 |
| Sex Offenses (Except Forcible Rape and Prostitution) | Male | 1 | 0 | 1 | 0 | 0 | 1 | 0 |
| | Female | 0 | 0 | 1 | 0 | 0 | 0 | 0 |
| Total Prostitution & Commercialized Vice Violations: | | | | | | | | |
| | Male | 1 | 0 | 1 | 0 | 0 | 1 | 0 |
| | Female | 0 | 0 | 1 | 0 | 0 | 0 | 0 |

2016 North Las Vegas PD Arrests - Adult
18 - 24 Years of Age

Drug Abuse Violations:

| Sale/Manufacturing: | | 18 | 19 | 20 | 21 | 22 | 23 | 24 |
|--|--------|-----------|-----------|-----------|-----------|-----------|-----------|-----------|
| Opium or Cocaine and Their Derivatives (Morphine, Heroin, Codeine) | Male | 2 | 0 | 0 | 0 | 0 | 1 | 0 |
| | Female | 0 | 0 | 1 | 1 | 0 | 0 | 0 |
| Marijuana | Male | 1 | 1 | 2 | 2 | 0 | 0 | 0 |
| | Female | 1 | 0 | 0 | 0 | 0 | 0 | 0 |
| Synthetic Narcotics - Manufactured Narcotics Which Can Cause True Drug Addiction (Demerol, Methadones) | Male | 0 | 0 | 0 | 0 | 0 | 0 | 0 |
| | Female | 0 | 0 | 0 | 0 | 0 | 0 | 0 |
| Other - Dangerous Nonnarcotic Drugs (Barbiturates, Benzedrine) | Male | 0 | 1 | 0 | 1 | 0 | 1 | 0 |
| | Female | 0 | 0 | 0 | 0 | 0 | 0 | 0 |
| Possession: | | | | | | | | |
| Opium or Cocaine and Their Derivatives (Morphine, Heroin, Codeine) | Male | 5 | 2 | 3 | 6 | 1 | 5 | 5 |
| | Female | 0 | 0 | 1 | 1 | 1 | 1 | 0 |
| Marijuana | Male | 28 | 22 | 29 | 23 | 16 | 14 | 19 |
| | Female | 6 | 9 | 5 | 5 | 4 | 4 | 2 |
| Synthetic Narcotics - Manufactured Narcotics Which Can Cause True Drug Addiction (Demerol, Methadones) | Male | 0 | 1 | 2 | 0 | 1 | 1 | 1 |
| | Female | 0 | 0 | 0 | 1 | 1 | 0 | 1 |
| Other - Dangerous Nonnarcotic Drugs (Barbiturates, Benzedrine) | Male | 2 | 5 | 3 | 5 | 6 | 24 | 14 |
| | Female | 0 | 2 | 2 | 2 | 3 | 1 | 1 |
| Total Drug Abuse Violations: | | | | | | | | |
| | Male | 38 | 32 | 39 | 37 | 24 | 46 | 39 |
| | Female | 7 | 11 | 9 | 10 | 9 | 6 | 4 |

Gambling:

| | | 18 | 19 | 20 | 21 | 22 | 23 | 24 |
|-----------------------------------|--------|-----------|-----------|-----------|-----------|-----------|-----------|-----------|
| Bookmaking (Horse and Sport Book) | Male | 0 | 0 | 0 | 0 | 0 | 0 | 0 |
| | Female | 0 | 0 | 0 | 0 | 0 | 0 | 0 |
| Numbers and Lottery | Male | 0 | 0 | 0 | 0 | 0 | 0 | 0 |
| | Female | 0 | 0 | 0 | 0 | 0 | 0 | 0 |
| All Other Gambling | Male | 0 | 0 | 0 | 0 | 0 | 0 | 0 |
| | Female | 0 | 0 | 0 | 0 | 0 | 0 | 0 |
| Total Gambling Violations: | | | | | | | | |
| | Male | 0 | 0 | 0 | 0 | 0 | 0 | 0 |
| | Female | 0 | 0 | 0 | 0 | 0 | 0 | 0 |

Miscellaneous:

| | | 18 | 19 | 20 | 21 | 22 | 23 | 24 |
|--|--------|-----------|-----------|-----------|-----------|-----------|-----------|-----------|
| Offenses Against the Family and Children | Male | 3 | 5 | 3 | 4 | 3 | 0 | 1 |
| | Female | 1 | 1 | 0 | 2 | 0 | 0 | 0 |
| Driving Under the Influence | Male | 4 | 5 | 10 | 14 | 11 | 13 | 11 |
| | Female | 1 | 2 | 6 | 3 | 5 | 1 | 6 |
| Liquor Laws | Male | 1 | 0 | 0 | 0 | 0 | 0 | 0 |
| | Female | 1 | 0 | 1 | 0 | 0 | 0 | 0 |
| Drunkenness | Male | 0 | 0 | 0 | 0 | 0 | 0 | 0 |
| | Female | 0 | 0 | 0 | 0 | 0 | 0 | 0 |
| Disorderly Conduct | Male | 3 | 0 | 2 | 2 | 3 | 1 | 1 |
| | Female | 1 | 1 | 0 | 0 | 1 | 1 | 1 |
| Vagrancy | Male | 0 | 0 | 0 | 0 | 0 | 0 | 0 |
| | Female | 0 | 0 | 0 | 0 | 0 | 0 | 0 |
| All Other Offenses (Except Traffic) | Male | 42 | 52 | 37 | 51 | 58 | 52 | 53 |
| | Female | 10 | 15 | 5 | 14 | 19 | 12 | 17 |
| Suspicion | Male | 0 | 0 | 0 | 0 | 0 | 0 | 0 |
| | Female | 0 | 0 | 0 | 0 | 0 | 0 | 0 |
| Total Miscellaneous Violations: | | | | | | | | |
| | Male | 53 | 62 | 52 | 71 | 75 | 66 | 66 |
| | Female | 14 | 19 | 12 | 19 | 25 | 14 | 24 |

Human Trafficking:

| | | 18 | 19 | 20 | 21 | 22 | 23 | 24 |
|--|--------|-----------|-----------|-----------|-----------|-----------|-----------|-----------|
| Human Trafficking/ Commercial Sex Acts | Male | 0 | 0 | 0 | 0 | 0 | 0 | 0 |
| | Female | 0 | 0 | 0 | 0 | 0 | 0 | 0 |
| Human Trafficking/ Involuntary Servitude | Male | 0 | 0 | 0 | 0 | 0 | 0 | 0 |
| | Female | 0 | 0 | 0 | 0 | 0 | 0 | 0 |
| Total Human Trafficking Violations: | | | | | | | | |
| | Male | 0 | 0 | 0 | 0 | 0 | 0 | 0 |
| | Female | 0 | 0 | 0 | 0 | 0 | 0 | 0 |

2016 UNLV PD Arrests - Adult
18 - 24 Years of Age

| Index Crime: | | 18 | 19 | 20 | 21 | 22 | 23 | 24 |
|--|--------|----|----|----|----|----|----|----|
| Murder and Nonnegligent Manslaughter | Male | 0 | 0 | 0 | 0 | 0 | 0 | 0 |
| | Female | 0 | 0 | 0 | 0 | 0 | 0 | 0 |
| Manslaughter by Negligence | Male | 0 | 0 | 0 | 0 | 0 | 0 | 0 |
| | Female | 0 | 0 | 0 | 0 | 0 | 0 | 0 |
| Rape | Male | 0 | 0 | 0 | 0 | 0 | 0 | 0 |
| | Female | 0 | 0 | 0 | 0 | 0 | 0 | 0 |
| Robbery | Male | 0 | 0 | 0 | 0 | 0 | 0 | 0 |
| | Female | 0 | 0 | 0 | 0 | 0 | 0 | 0 |
| Aggravated Assault (Return A - 4a-d) | Male | 0 | 0 | 0 | 1 | 0 | 0 | 0 |
| | Female | 0 | 0 | 0 | 0 | 0 | 0 | 0 |
| Burglary - Breaking or Entering | Male | 2 | 0 | 0 | 0 | 0 | 0 | 0 |
| | Female | 0 | 0 | 0 | 0 | 0 | 0 | 0 |
| Larceny - Theft (Except Motor Vehicle Theft) | Male | 2 | 1 | 0 | 1 | 0 | 0 | 1 |
| | Female | 0 | 0 | 0 | 0 | 0 | 0 | 0 |
| Motor Vehicle Theft | Male | 1 | 2 | 0 | 0 | 0 | 0 | 0 |
| | Female | 0 | 0 | 0 | 0 | 0 | 0 | 0 |
| Arson | Male | 0 | 0 | 0 | 0 | 0 | 0 | 0 |
| | Female | 0 | 0 | 0 | 0 | 0 | 0 | 0 |
| Total Index Crimes Violations: Male | | 5 | 3 | 0 | 2 | 0 | 0 | 1 |
| Female | | 0 | 0 | 0 | 0 | 0 | 0 | 0 |

| Other Offenses: | | 18 | 19 | 20 | 21 | 22 | 23 | 24 |
|--|--------|----|----|----|----|----|----|----|
| Other Assaults (Return A - 4e) | Male | 0 | 0 | 0 | 1 | 0 | 0 | 1 |
| | Female | 1 | 0 | 1 | 0 | 0 | 0 | 0 |
| Forgery and Counterfeiting | Male | 0 | 0 | 0 | 0 | 0 | 0 | 0 |
| | Female | 0 | 0 | 0 | 0 | 0 | 0 | 0 |
| Fraud | Male | 0 | 0 | 0 | 0 | 0 | 0 | 0 |
| | Female | 0 | 0 | 0 | 0 | 0 | 0 | 0 |
| Embezzlement | Male | 0 | 0 | 0 | 0 | 0 | 0 | 0 |
| | Female | 0 | 0 | 0 | 0 | 0 | 0 | 0 |
| Stolen Property; Buying, Receiving, Possessing | Male | 0 | 0 | 0 | 0 | 0 | 0 | 0 |
| | Female | 0 | 0 | 0 | 0 | 0 | 0 | 0 |
| Vandalism | Male | 0 | 0 | 0 | 0 | 0 | 0 | 0 |
| | Female | 0 | 0 | 0 | 0 | 0 | 0 | 0 |
| Weapons; Carrying, Possessing, etc. | Male | 0 | 0 | 0 | 0 | 1 | 0 | 1 |
| | Female | 0 | 0 | 0 | 0 | 0 | 0 | 0 |
| Total Other Offense Violations: Male | | 0 | 0 | 0 | 1 | 1 | 0 | 2 |
| Female | | 1 | 0 | 1 | 0 | 0 | 0 | 0 |

| Prostitution and Commercialized Vice: | | 18 | 19 | 20 | 21 | 22 | 23 | 24 |
|---|--------|----|----|----|----|----|----|----|
| Prostitution | Male | 0 | 0 | 0 | 0 | 0 | 0 | 0 |
| | Female | 0 | 0 | 0 | 0 | 0 | 0 | 0 |
| Assisting or Promoting Prostitution | Male | 0 | 0 | 0 | 0 | 0 | 0 | 0 |
| | Female | 0 | 0 | 0 | 0 | 0 | 0 | 0 |
| Purchasing Prostitution | Male | 0 | 0 | 0 | 0 | 0 | 0 | 0 |
| | Female | 0 | 0 | 0 | 0 | 0 | 0 | 0 |
| Sex Offenses (Except Forcible Rape and Prostitution) | Male | 0 | 0 | 0 | 1 | 0 | 0 | 0 |
| | Female | 0 | 0 | 0 | 0 | 0 | 0 | 0 |
| Total Prostitution & Commercialized Vice Violations: Male | | 0 | 0 | 0 | 1 | 0 | 0 | 0 |
| Female | | 0 | 0 | 0 | 0 | 0 | 0 | 0 |

2016 UNLV PD Arrests - Adult
18 - 24 Years of Age

Drug Abuse Violations:

| Sale/Manufacturing: | | 18 | 19 | 20 | 21 | 22 | 23 | 24 |
|--|--------|-----------|-----------|-----------|-----------|-----------|-----------|-----------|
| Opium or Cocaine and Their Derivatives (Morphine, Heroin, Codeine) | Male | 0 | 0 | 0 | 0 | 0 | 0 | 0 |
| | Female | 0 | 0 | 0 | 0 | 0 | 0 | 0 |
| Marijuana | Male | 0 | 0 | 0 | 0 | 0 | 0 | 0 |
| | Female | 0 | 0 | 0 | 0 | 0 | 0 | 0 |
| Synthetic Narcotics - Manufactured Narcotics Which Can Cause True Drug Addiction (Demerol, Methadones) | Male | 0 | 0 | 0 | 0 | 0 | 1 | 0 |
| | Female | 0 | 0 | 0 | 0 | 0 | 0 | 0 |
| Other - Dangerous Nonnarcotic Drugs (Barbiturates, Benzedrine) | Male | 0 | 0 | 0 | 0 | 0 | 0 | 0 |
| | Female | 0 | 0 | 0 | 0 | 0 | 0 | 0 |
| Possession: | | | | | | | | |
| Opium or Cocaine and Their Derivatives (Morphine, Heroin, Codeine) | Male | 0 | 0 | 0 | 0 | 0 | 0 | 0 |
| | Female | 0 | 0 | 0 | 0 | 0 | 0 | 0 |
| Marijuana | Male | 2 | 11 | 2 | 1 | 4 | 1 | 0 |
| | Female | 0 | 0 | 0 | 1 | 0 | 0 | 0 |
| Synthetic Narcotics - Manufactured Narcotics Which Can Cause True Drug Addiction (Demerol, Methadones) | Male | 0 | 0 | 0 | 0 | 0 | 0 | 0 |
| | Female | 0 | 0 | 0 | 0 | 0 | 0 | 0 |
| Other - Dangerous Nonnarcotic Drugs (Barbiturates, Benzedrine) | Male | 0 | 0 | 0 | 0 | 0 | 0 | 0 |
| | Female | 0 | 0 | 0 | 0 | 0 | 0 | 0 |
| Total Drug Abuse Violations: | | | | | | | | |
| | Male | 2 | 11 | 2 | 1 | 4 | 2 | 0 |
| | Female | 0 | 0 | 0 | 1 | 0 | 0 | 0 |

Gambling:

| | | 18 | 19 | 20 | 21 | 22 | 23 | 24 |
|-----------------------------------|--------|-----------|-----------|-----------|-----------|-----------|-----------|-----------|
| Bookmaking (Horse and Sport Book) | Male | 0 | 0 | 0 | 0 | 0 | 0 | 0 |
| | Female | 0 | 0 | 0 | 0 | 0 | 0 | 0 |
| Numbers and Lottery | Male | 0 | 0 | 0 | 0 | 0 | 0 | 0 |
| | Female | 0 | 0 | 0 | 0 | 0 | 0 | 0 |
| All Other Gambling | Male | 0 | 0 | 0 | 0 | 0 | 0 | 0 |
| | Female | 0 | 0 | 0 | 0 | 0 | 0 | 0 |
| Total Gambling Violations: | | | | | | | | |
| | Male | 0 | 0 | 0 | 0 | 0 | 0 | 0 |
| | Female | 0 | 0 | 0 | 0 | 0 | 0 | 0 |

Miscellaneous:

| | | 18 | 19 | 20 | 21 | 22 | 23 | 24 |
|--|--------|-----------|-----------|-----------|-----------|-----------|-----------|-----------|
| Offenses Against the Family and Children | Male | 0 | 0 | 0 | 0 | 0 | 0 | 0 |
| | Female | 0 | 0 | 0 | 0 | 0 | 0 | 0 |
| Driving Under the Influence | Male | 0 | 0 | 0 | 0 | 0 | 0 | 0 |
| | Female | 0 | 0 | 0 | 0 | 0 | 0 | 0 |
| Liquor Laws | Male | 2 | 2 | 1 | 0 | 0 | 0 | 0 |
| | Female | 9 | 3 | 0 | 0 | 0 | 0 | 0 |
| Drunkenness | Male | 0 | 0 | 0 | 0 | 0 | 0 | 0 |
| | Female | 0 | 0 | 0 | 0 | 0 | 0 | 0 |
| Disorderly Conduct | Male | 0 | 0 | 0 | 0 | 0 | 0 | 0 |
| | Female | 0 | 0 | 0 | 0 | 0 | 0 | 0 |
| Vagrancy | Male | 0 | 0 | 0 | 0 | 0 | 0 | 0 |
| | Female | 0 | 0 | 0 | 0 | 0 | 0 | 0 |
| All Other Offenses (Except Traffic) | Male | 0 | 0 | 0 | 0 | 0 | 0 | 3 |
| | Female | 0 | 0 | 1 | 0 | 0 | 1 | 0 |
| Suspicion | Male | 0 | 0 | 0 | 0 | 0 | 0 | 0 |
| | Female | 0 | 0 | 0 | 0 | 0 | 0 | 0 |
| Total Miscellaneous Violations: | | | | | | | | |
| | Male | 2 | 2 | 1 | 0 | 0 | 0 | 3 |
| | Female | 9 | 3 | 1 | 0 | 0 | 1 | 0 |

Human Trafficking:

| | | 18 | 19 | 20 | 21 | 22 | 23 | 24 |
|--|--------|-----------|-----------|-----------|-----------|-----------|-----------|-----------|
| Human Trafficking/ Commercial Sex Acts | Male | 0 | 0 | 0 | 0 | 0 | 0 | 0 |
| | Female | 0 | 0 | 0 | 0 | 0 | 0 | 0 |
| Human Trafficking/ Involuntary Servitude | Male | 0 | 0 | 0 | 0 | 0 | 0 | 0 |
| | Female | 0 | 0 | 0 | 0 | 0 | 0 | 0 |
| Total Human Trafficking Violations: | | | | | | | | |
| | Male | 0 | 0 | 0 | 0 | 0 | 0 | 0 |
| | Female | 0 | 0 | 0 | 0 | 0 | 0 | 0 |

2016 Douglas County Arrests - Adult
18 - 24 Years of Age

| Index Crime: | | 18 | 19 | 20 | 21 | 22 | 23 | 24 |
|--|--------|----|----|----|----|----|----|----|
| Murder and Nonnegligent Manslaughter | Male | 0 | 0 | 0 | 0 | 0 | 0 | 0 |
| | Female | 0 | 0 | 0 | 0 | 0 | 0 | 0 |
| Manslaughter by Negligence | Male | 0 | 0 | 0 | 0 | 0 | 0 | 0 |
| | Female | 0 | 0 | 0 | 0 | 0 | 0 | 0 |
| Rape | Male | 0 | 1 | 0 | 0 | 0 | 0 | 0 |
| | Female | 0 | 0 | 0 | 0 | 0 | 0 | 0 |
| Robbery | Male | 0 | 0 | 0 | 1 | 0 | 0 | 0 |
| | Female | 0 | 0 | 0 | 0 | 0 | 0 | 0 |
| Aggravated Assault (Return A - 4a-d) | Male | 0 | 0 | 1 | 1 | 0 | 1 | 1 |
| | Female | 0 | 0 | 0 | 0 | 0 | 0 | 1 |
| Burglary - Breaking or Entering | Male | 2 | 0 | 0 | 1 | 1 | 0 | 0 |
| | Female | 0 | 0 | 0 | 0 | 0 | 0 | 0 |
| Larceny - Theft (Except Motor Vehicle Theft) | Male | 0 | 6 | 2 | 4 | 4 | 0 | 2 |
| | Female | 2 | 2 | 2 | 0 | 2 | 0 | 2 |
| Motor Vehicle Theft | Male | 0 | 0 | 0 | 0 | 0 | 0 | 1 |
| | Female | 0 | 0 | 0 | 0 | 0 | 0 | 0 |
| Arson | Male | 0 | 0 | 0 | 0 | 0 | 0 | 0 |
| | Female | 0 | 0 | 0 | 0 | 0 | 0 | 0 |
| Total Index Crimes Violations: Male | | 2 | 7 | 3 | 7 | 5 | 1 | 4 |
| Female | | 2 | 2 | 2 | 0 | 2 | 0 | 3 |

| Other Offenses: | | 18 | 19 | 20 | 21 | 22 | 23 | 24 |
|--|--------|----|----|----|----|----|----|----|
| Other Assaults (Return A - 4e) | Male | 4 | 4 | 4 | 6 | 4 | 7 | 12 |
| | Female | 0 | 1 | 4 | 2 | 1 | 1 | 1 |
| Forgery and Counterfeiting | Male | 0 | 0 | 0 | 0 | 0 | 0 | 0 |
| | Female | 0 | 0 | 0 | 0 | 0 | 0 | 0 |
| Fraud | Male | 0 | 0 | 2 | 0 | 1 | 1 | 0 |
| | Female | 0 | 0 | 0 | 0 | 1 | 0 | 0 |
| Embezzlement | Male | 0 | 0 | 1 | 0 | 0 | 1 | 0 |
| | Female | 0 | 0 | 0 | 0 | 0 | 1 | 0 |
| Stolen Property; Buying, Receiving, Possessing | Male | 0 | 1 | 1 | 0 | 1 | 0 | 0 |
| | Female | 0 | 0 | 0 | 0 | 0 | 0 | 0 |
| Vandalism | Male | 2 | 1 | 0 | 0 | 1 | 1 | 0 |
| | Female | 0 | 0 | 1 | 0 | 0 | 0 | 0 |
| Weapons; Carrying, Possessing, etc. | Male | 0 | 0 | 0 | 0 | 0 | 0 | 1 |
| | Female | 0 | 0 | 0 | 1 | 0 | 0 | 0 |
| Total Other Offense Violations: Male | | 6 | 6 | 8 | 6 | 7 | 10 | 13 |
| Female | | 0 | 1 | 5 | 3 | 2 | 2 | 1 |

| Prostitution and Commercialized Vice: | | 18 | 19 | 20 | 21 | 22 | 23 | 24 |
|---|--------|----|----|----|----|----|----|----|
| Prostitution | Male | 0 | 0 | 0 | 0 | 0 | 0 | 0 |
| | Female | 0 | 0 | 0 | 0 | 0 | 1 | 0 |
| Assisting or Promoting Prostitution | Male | 0 | 0 | 0 | 0 | 0 | 0 | 0 |
| | Female | 0 | 0 | 0 | 0 | 0 | 0 | 0 |
| Purchasing Prostitution | Male | 0 | 0 | 0 | 0 | 0 | 0 | 0 |
| | Female | 0 | 0 | 0 | 0 | 0 | 0 | 0 |
| Sex Offenses (Except Forcible Rape and Prostitution) | Male | 0 | 0 | 0 | 0 | 0 | 0 | 0 |
| | Female | 0 | 0 | 0 | 0 | 0 | 0 | 0 |
| Total Prostitution & Commercialized Vice Violations: Male | | 0 | 0 | 0 | 0 | 0 | 0 | 0 |
| Female | | 0 | 0 | 0 | 0 | 0 | 1 | 0 |

2016 Douglas County Arrests - Adult
18 - 24 Years of Age

Drug Abuse Violations:

| Sale/Manufacturing: | | 18 | 19 | 20 | 21 | 22 | 23 | 24 |
|--|--------|-----------|-----------|-----------|-----------|-----------|-----------|-----------|
| Opium or Cocaine and Their Derivatives (Morphine, Heroin, Codeine) | Male | 0 | 2 | 1 | 0 | 0 | 0 | 0 |
| | Female | 0 | 0 | 0 | 0 | 0 | 0 | 0 |
| Marijuana | Male | 0 | 0 | 0 | 0 | 0 | 0 | 0 |
| | Female | 0 | 0 | 0 | 0 | 0 | 0 | 0 |
| Synthetic Narcotics - Manufactured Narcotics Which Can Cause True Drug Addiction (Demerol, Methadones) | Male | 0 | 0 | 0 | 0 | 0 | 0 | 0 |
| | Female | 0 | 0 | 0 | 0 | 0 | 0 | 1 |
| Other - Dangerous Nonnarcotic Drugs (Barbiturates, Benzedrine) | Male | 0 | 0 | 1 | 0 | 1 | 1 | 1 |
| | Female | 0 | 0 | 0 | 0 | 0 | 1 | 1 |
| Possession: | | | | | | | | |
| Opium or Cocaine and Their Derivatives (Morphine, Heroin, Codeine) | Male | 0 | 0 | 0 | 0 | 1 | 0 | 0 |
| | Female | 0 | 0 | 0 | 0 | 0 | 0 | 0 |
| Marijuana | Male | 7 | 9 | 7 | 9 | 6 | 6 | 2 |
| | Female | 1 | 1 | 2 | 2 | 2 | 4 | 0 |
| Synthetic Narcotics - Manufactured Narcotics Which Can Cause True Drug Addiction (Demerol, Methadones) | Male | 0 | 0 | 0 | 0 | 0 | 0 | 0 |
| | Female | 0 | 0 | 0 | 0 | 0 | 0 | 0 |
| Other - Dangerous Nonnarcotic Drugs (Barbiturates, Benzedrine) | Male | 2 | 2 | 0 | 3 | 1 | 1 | 0 |
| | Female | 0 | 0 | 0 | 0 | 0 | 0 | 1 |
| Total Drug Abuse Violations: | | | | | | | | |
| | Male | 9 | 13 | 9 | 12 | 9 | 8 | 3 |
| | Female | 1 | 1 | 2 | 2 | 2 | 5 | 3 |

Gambling:

| | | 18 | 19 | 20 | 21 | 22 | 23 | 24 |
|-----------------------------------|--------|-----------|-----------|-----------|-----------|-----------|-----------|-----------|
| Bookmaking (Horse and Sport Book) | Male | 0 | 0 | 0 | 0 | 0 | 0 | 0 |
| | Female | 0 | 0 | 0 | 0 | 0 | 0 | 0 |
| Numbers and Lottery | Male | 0 | 0 | 0 | 0 | 0 | 0 | 0 |
| | Female | 0 | 0 | 0 | 0 | 0 | 0 | 0 |
| All Other Gambling | Male | 0 | 0 | 1 | 0 | 0 | 0 | 0 |
| | Female | 0 | 0 | 0 | 0 | 0 | 0 | 0 |
| Total Gambling Violations: | | | | | | | | |
| | Male | 0 | 0 | 1 | 0 | 0 | 0 | 0 |
| | Female | 0 | 0 | 0 | 0 | 0 | 0 | 0 |

Miscellaneous:

| | | 18 | 19 | 20 | 21 | 22 | 23 | 24 |
|--|--------|-----------|-----------|-----------|-----------|-----------|-----------|-----------|
| Offenses Against the Family and Children | Male | 0 | 0 | 1 | 0 | 0 | 0 | 0 |
| | Female | 0 | 0 | 0 | 0 | 0 | 0 | 0 |
| Driving Under the Influence | Male | 0 | 1 | 6 | 2 | 4 | 4 | 4 |
| | Female | 0 | 0 | 0 | 2 | 0 | 0 | 0 |
| Liquor Laws | Male | 10 | 21 | 18 | 1 | 0 | 0 | 1 |
| | Female | 8 | 8 | 9 | 0 | 1 | 0 | 0 |
| Drunkenness | Male | 0 | 0 | 0 | 2 | 1 | 1 | 0 |
| | Female | 0 | 0 | 0 | 0 | 0 | 0 | 0 |
| Disorderly Conduct | Male | 0 | 0 | 1 | 1 | 2 | 0 | 5 |
| | Female | 0 | 0 | 0 | 0 | 1 | 0 | 1 |
| Vagrancy | Male | 0 | 0 | 0 | 0 | 0 | 0 | 0 |
| | Female | 0 | 0 | 0 | 0 | 0 | 0 | 0 |
| All Other Offenses (Except Traffic) | Male | 5 | 8 | 8 | 20 | 19 | 21 | 22 |
| | Female | 1 | 4 | 2 | 3 | 6 | 4 | 5 |
| Suspicion | Male | 0 | 0 | 0 | 0 | 0 | 0 | 0 |
| | Female | 0 | 0 | 0 | 0 | 0 | 0 | 0 |
| Total Miscellaneous Violations: | | | | | | | | |
| | Male | 15 | 30 | 34 | 26 | 26 | 26 | 32 |
| | Female | 9 | 12 | 11 | 5 | 8 | 4 | 6 |

Human Trafficking:

| | | 18 | 19 | 20 | 21 | 22 | 23 | 24 |
|--|--------|-----------|-----------|-----------|-----------|-----------|-----------|-----------|
| Human Trafficking/ Commercial Sex Acts | Male | 0 | 0 | 0 | 0 | 0 | 0 | 0 |
| | Female | 0 | 0 | 0 | 0 | 0 | 0 | 0 |
| Human Trafficking/ Involuntary Servitude | Male | 0 | 0 | 0 | 0 | 0 | 0 | 0 |
| | Female | 0 | 0 | 0 | 0 | 0 | 0 | 0 |
| Total Human Trafficking Violations: | | | | | | | | |
| | Male | 0 | 0 | 0 | 0 | 0 | 0 | 0 |
| | Female | 0 | 0 | 0 | 0 | 0 | 0 | 0 |

2016 Elko County Arrests - Adult
18 - 24 Years of Age

| Index Crime: | | 18 | 19 | 20 | 21 | 22 | 23 | 24 |
|--|--------|----|----|----|----|----|----|----|
| Murder and Nonnegligent Manslaughter | Male | 0 | 0 | 0 | 0 | 0 | 0 | 0 |
| | Female | 0 | 0 | 0 | 0 | 0 | 0 | 0 |
| Manslaughter by Negligence | Male | 0 | 0 | 0 | 0 | 0 | 0 | 0 |
| | Female | 0 | 0 | 0 | 0 | 0 | 0 | 0 |
| Rape | Male | 0 | 0 | 0 | 0 | 0 | 0 | 0 |
| | Female | 0 | 0 | 0 | 0 | 0 | 0 | 0 |
| Robbery | Male | 0 | 0 | 0 | 0 | 0 | 3 | 0 |
| | Female | 0 | 0 | 0 | 0 | 0 | 0 | 0 |
| Aggravated Assault (Return A - 4a-d) | Male | 0 | 1 | 0 | 1 | 5 | 2 | 1 |
| | Female | 0 | 0 | 0 | 0 | 0 | 0 | 0 |
| Burglary - Breaking or Entering | Male | 2 | 2 | 2 | 1 | 2 | 0 | 2 |
| | Female | 1 | 0 | 0 | 0 | 0 | 0 | 1 |
| Larceny - Theft (Except Motor Vehicle Theft) | Male | 1 | 0 | 0 | 1 | 0 | 1 | 2 |
| | Female | 1 | 0 | 1 | 2 | 2 | 0 | 1 |
| Motor Vehicle Theft | Male | 0 | 0 | 0 | 2 | 0 | 0 | 0 |
| | Female | 0 | 0 | 0 | 0 | 0 | 0 | 0 |
| Arson | Male | 0 | 0 | 0 | 0 | 0 | 0 | 0 |
| | Female | 0 | 0 | 0 | 0 | 0 | 0 | 0 |
| Total Index Crimes Violations: Male | | 3 | 3 | 2 | 5 | 7 | 6 | 5 |
| Female | | 2 | 0 | 1 | 2 | 2 | 0 | 2 |

| Other Offenses: | | 18 | 19 | 20 | 21 | 22 | 23 | 24 |
|--|--------|----|----|----|----|----|----|----|
| Other Assaults (Return A - 4e) | Male | 1 | 0 | 2 | 2 | 4 | 4 | 7 |
| | Female | 0 | 3 | 3 | 1 | 2 | 1 | 1 |
| Forgery and Counterfeiting | Male | 0 | 0 | 0 | 0 | 0 | 1 | 2 |
| | Female | 0 | 0 | 0 | 0 | 0 | 0 | 0 |
| Fraud | Male | 0 | 1 | 0 | 1 | 1 | 0 | 0 |
| | Female | 0 | 0 | 0 | 0 | 0 | 0 | 0 |
| Embezzlement | Male | 1 | 0 | 0 | 0 | 0 | 0 | 0 |
| | Female | 0 | 2 | 0 | 0 | 0 | 0 | 0 |
| Stolen Property; Buying, Receiving, Possessing | Male | 0 | 0 | 4 | 0 | 0 | 0 | 0 |
| | Female | 0 | 0 | 0 | 0 | 0 | 0 | 0 |
| Vandalism | Male | 0 | 1 | 1 | 0 | 3 | 0 | 0 |
| | Female | 0 | 0 | 0 | 0 | 0 | 0 | 0 |
| Weapons; Carrying, Possessing, etc. | Male | 1 | 0 | 0 | 0 | 2 | 2 | 0 |
| | Female | 0 | 0 | 0 | 0 | 0 | 0 | 0 |
| Total Other Offense Violations: Male | | 3 | 2 | 7 | 3 | 10 | 7 | 9 |
| Female | | 0 | 5 | 3 | 1 | 2 | 1 | 1 |

| Prostitution and Commercialized Vice: | | 18 | 19 | 20 | 21 | 22 | 23 | 24 |
|---|--------|----|----|----|----|----|----|----|
| Prostitution | Male | 0 | 0 | 0 | 0 | 0 | 0 | 0 |
| | Female | 0 | 0 | 0 | 0 | 0 | 0 | 0 |
| Assisting or Promoting Prostitution | Male | 0 | 0 | 0 | 0 | 0 | 0 | 0 |
| | Female | 0 | 0 | 0 | 0 | 0 | 0 | 0 |
| Purchasing Prostitution | Male | 0 | 0 | 0 | 0 | 0 | 0 | 0 |
| | Female | 0 | 0 | 0 | 0 | 0 | 0 | 0 |
| Sex Offenses (Except Forcible Rape and Prostitution) | Male | 0 | 0 | 0 | 0 | 1 | 1 | 1 |
| | Female | 0 | 0 | 0 | 0 | 0 | 0 | 0 |
| Total Prostitution & Commercialized Vice Violations: Male | | 0 | 0 | 0 | 0 | 1 | 1 | 1 |
| Female | | 0 | 0 | 0 | 0 | 0 | 0 | 0 |

2016 Elko County Arrests - Adult
18 - 24 Years of Age

Drug Abuse Violations:

| Sale/Manufacturing: | | 18 | 19 | 20 | 21 | 22 | 23 | 24 |
|--|--------|-----------|-----------|-----------|-----------|-----------|-----------|-----------|
| Opium or Cocaine and Their Derivatives (Morphine, Heroin, Codeine) | Male | 0 | 0 | 0 | 0 | 0 | 0 | 0 |
| | Female | 0 | 0 | 0 | 0 | 1 | 0 | 0 |
| Marijuana | Male | 0 | 1 | 0 | 0 | 0 | 1 | 0 |
| | Female | 0 | 0 | 0 | 0 | 0 | 0 | 0 |
| Synthetic Narcotics - Manufactured Narcotics Which Can Cause True Drug Addiction Demerol, Methadones) | Male | 0 | 0 | 0 | 0 | 0 | 0 | 0 |
| | Female | 0 | 0 | 0 | 0 | 0 | 0 | 0 |
| Other - Dangerous Nonnarcotic Drugs (Barbiturates, Benzedrine) | Male | 0 | 0 | 0 | 0 | 0 | 0 | 0 |
| | Female | 0 | 0 | 0 | 0 | 0 | 0 | 0 |
| Possession: | | | | | | | | |
| Opium or Cocaine and Their Derivatives (Morphine, Heroin, Codeine) | Male | 0 | 1 | 1 | 1 | 1 | 1 | 1 |
| | Female | 0 | 0 | 0 | 1 | 0 | 1 | 0 |
| Marijuana | Male | 5 | 3 | 4 | 3 | 1 | 2 | 2 |
| | Female | 1 | 1 | 2 | 0 | 1 | 0 | 0 |
| Synthetic Narcotics - Manufactured Narcotics Which Can Cause True Drug Addiction (Demerol, Methadones) | Male | 0 | 1 | 1 | 1 | 2 | 1 | 1 |
| | Female | 0 | 2 | 1 | 0 | 0 | 0 | 2 |
| Other - Dangerous Nonnarcotic Drugs (Barbiturates, Benzedrine) | Male | 0 | 0 | 0 | 1 | 0 | 0 | 0 |
| | Female | 0 | 0 | 0 | 0 | 0 | 1 | 1 |
| Total Drug Abuse Violations: | | | | | | | | |
| | Male | 5 | 6 | 6 | 6 | 4 | 5 | 4 |
| | Female | 1 | 3 | 3 | 1 | 2 | 2 | 3 |

Gambling:

| | | 18 | 19 | 20 | 21 | 22 | 23 | 24 |
|-----------------------------------|--------|-----------|-----------|-----------|-----------|-----------|-----------|-----------|
| Bookmaking (Horse and Sport Book) | Male | 0 | 0 | 0 | 0 | 0 | 0 | 0 |
| | Female | 0 | 0 | 0 | 0 | 0 | 0 | 0 |
| Numbers and Lottery | Male | 0 | 0 | 0 | 0 | 0 | 0 | 0 |
| | Female | 0 | 0 | 0 | 0 | 0 | 0 | 0 |
| All Other Gambling | Male | 1 | 0 | 2 | 0 | 0 | 0 | 0 |
| | Female | 0 | 0 | 0 | 0 | 0 | 0 | 0 |
| Total Gambling Violations: | | | | | | | | |
| | Male | 1 | 0 | 2 | 0 | 0 | 0 | 0 |
| | Female | 0 | 0 | 0 | 0 | 0 | 0 | 0 |

Miscellaneous:

| | | 18 | 19 | 20 | 21 | 22 | 23 | 24 |
|--|--------|-----------|-----------|-----------|-----------|-----------|-----------|-----------|
| Offenses Against the Family and Children | Male | 0 | 0 | 0 | 1 | 0 | 0 | 0 |
| | Female | 0 | 0 | 1 | 2 | 1 | 1 | 2 |
| Driving Under the Influence | Male | 2 | 0 | 0 | 4 | 3 | 5 | 1 |
| | Female | 1 | 0 | 1 | 1 | 2 | 1 | 4 |
| Liquor Laws | Male | 8 | 10 | 9 | 0 | 1 | 0 | 1 |
| | Female | 5 | 3 | 3 | 0 | 0 | 0 | 0 |
| Drunkenness | Male | 0 | 0 | 0 | 0 | 0 | 1 | 1 |
| | Female | 0 | 0 | 0 | 0 | 0 | 0 | 0 |
| Disorderly Conduct | Male | 0 | 0 | 0 | 2 | 4 | 1 | 5 |
| | Female | 1 | 0 | 0 | 0 | 0 | 0 | 0 |
| Vagrancy | Male | 0 | 0 | 0 | 0 | 0 | 0 | 0 |
| | Female | 0 | 0 | 0 | 0 | 0 | 0 | 0 |
| All Other Offenses (Except Traffic) | Male | 7 | 11 | 27 | 24 | 22 | 43 | 37 |
| | Female | 6 | 9 | 9 | 22 | 9 | 4 | 9 |
| Suspicion | Male | 0 | 0 | 0 | 0 | 0 | 0 | 0 |
| | Female | 0 | 0 | 0 | 0 | 0 | 0 | 0 |
| Total Miscellaneous Violations: | | | | | | | | |
| | Male | 17 | 21 | 36 | 31 | 30 | 50 | 45 |
| | Female | 13 | 12 | 14 | 25 | 12 | 6 | 15 |

Human Trafficking:

| | | 18 | 19 | 20 | 21 | 22 | 23 | 24 |
|--|--------|-----------|-----------|-----------|-----------|-----------|-----------|-----------|
| Human Trafficking/ Commercial Sex Acts | Male | 0 | 0 | 0 | 0 | 0 | 0 | 0 |
| | Female | 0 | 0 | 0 | 0 | 0 | 0 | 0 |
| Human Trafficking/ Involuntary Servitude | Male | 0 | 0 | 0 | 0 | 0 | 0 | 0 |
| | Female | 0 | 0 | 0 | 0 | 0 | 0 | 0 |
| Total Human Trafficking Violations: | | | | | | | | |
| | Male | 0 | 0 | 0 | 0 | 0 | 0 | 0 |
| | Female | 0 | 0 | 0 | 0 | 0 | 0 | 0 |

2016 Carlin PD Arrests - Adult
18 - 24 Years of Age

| Index Crime: | | 18 | 19 | 20 | 21 | 22 | 23 | 24 |
|--|--------|----|----|----|----|----|----|----|
| Murder and Nonnegligent Manslaughter | Male | 0 | 0 | 0 | 0 | 0 | 0 | 0 |
| | Female | 0 | 0 | 0 | 0 | 0 | 0 | 0 |
| Manslaughter by Negligence | Male | 0 | 0 | 0 | 0 | 0 | 0 | 0 |
| | Female | 0 | 0 | 0 | 0 | 0 | 0 | 0 |
| Rape | Male | 0 | 0 | 0 | 0 | 0 | 0 | 0 |
| | Female | 0 | 0 | 0 | 0 | 0 | 0 | 0 |
| Robbery | Male | 0 | 0 | 0 | 0 | 0 | 0 | 0 |
| | Female | 0 | 0 | 0 | 0 | 0 | 0 | 0 |
| Aggravated Assault (Return A - 4a-d) | Male | 0 | 0 | 0 | 0 | 1 | 1 | 0 |
| | Female | 0 | 0 | 0 | 0 | 0 | 0 | 0 |
| Burglary - Breaking or Entering | Male | 1 | 0 | 0 | 1 | 1 | 0 | 1 |
| | Female | 0 | 0 | 0 | 0 | 0 | 0 | 0 |
| Larceny - Theft (Except Motor Vehicle Theft) | Male | 0 | 0 | 0 | 0 | 0 | 0 | 1 |
| | Female | 0 | 0 | 0 | 0 | 0 | 0 | 0 |
| Motor Vehicle Theft | Male | 0 | 0 | 0 | 0 | 0 | 0 | 0 |
| | Female | 0 | 0 | 0 | 0 | 0 | 0 | 0 |
| Arson | Male | 0 | 0 | 0 | 0 | 0 | 0 | 0 |
| | Female | 0 | 0 | 0 | 0 | 0 | 0 | 0 |
| Total Index Crimes Violations: Male | | 1 | 0 | 0 | 1 | 2 | 1 | 2 |
| Female | | 0 | 0 | 0 | 0 | 0 | 0 | 0 |

| Other Offenses: | | 18 | 19 | 20 | 21 | 22 | 23 | 24 |
|--|--------|----|----|----|----|----|----|----|
| Other Assaults (Return A - 4e) | Male | 0 | 0 | 0 | 0 | 0 | 0 | 0 |
| | Female | 0 | 0 | 0 | 0 | 0 | 0 | 0 |
| Forgery and Counterfeiting | Male | 0 | 0 | 0 | 0 | 0 | 0 | 0 |
| | Female | 0 | 0 | 0 | 0 | 0 | 0 | 0 |
| Fraud | Male | 0 | 0 | 0 | 0 | 0 | 0 | 0 |
| | Female | 0 | 0 | 0 | 0 | 0 | 0 | 0 |
| Embezzlement | Male | 0 | 0 | 0 | 0 | 0 | 0 | 0 |
| | Female | 0 | 0 | 0 | 0 | 0 | 0 | 0 |
| Stolen Property; Buying, Receiving, Possessing | Male | 0 | 0 | 0 | 0 | 0 | 0 | 0 |
| | Female | 0 | 0 | 0 | 0 | 0 | 0 | 0 |
| Vandalism | Male | 0 | 0 | 0 | 0 | 0 | 0 | 0 |
| | Female | 0 | 0 | 0 | 0 | 0 | 0 | 0 |
| Weapons; Carrying, Possessing, etc. | Male | 0 | 0 | 0 | 0 | 0 | 0 | 0 |
| | Female | 0 | 0 | 0 | 0 | 0 | 0 | 0 |
| Total Other Offense Violations: Male | | 0 | 0 | 0 | 0 | 0 | 0 | 0 |
| Female | | 0 | 0 | 0 | 0 | 0 | 0 | 0 |

| Prostitution and Commercialized Vice: | | 18 | 19 | 20 | 21 | 22 | 23 | 24 |
|---|--------|----|----|----|----|----|----|----|
| Prostitution | Male | 0 | 0 | 0 | 0 | 0 | 0 | 0 |
| | Female | 0 | 0 | 0 | 0 | 0 | 0 | 0 |
| Assisting or Promoting Prostitution | Male | 0 | 0 | 0 | 0 | 0 | 0 | 0 |
| | Female | 0 | 0 | 0 | 0 | 0 | 0 | 0 |
| Purchasing Prostitution | Male | 0 | 0 | 0 | 0 | 0 | 0 | 0 |
| | Female | 0 | 0 | 0 | 0 | 0 | 0 | 0 |
| Sex Offenses (Except Forcible Rape and Prostitution) | Male | 0 | 0 | 0 | 0 | 0 | 0 | 1 |
| | Female | 0 | 0 | 0 | 0 | 0 | 0 | 0 |
| Total Prostitution & Commercialized Vice Violations: Male | | 0 | 0 | 0 | 0 | 0 | 0 | 1 |
| Female | | 0 | 0 | 0 | 0 | 0 | 0 | 0 |

2016 Carlin PD Arrests - Adult
18 - 24 Years of Age

Drug Abuse Violations:

| Sale/Manufacturing: | | 18 | 19 | 20 | 21 | 22 | 23 | 24 |
|--|--------|-----------|-----------|-----------|-----------|-----------|-----------|-----------|
| Opium or Cocaine and Their Derivatives (Morphine, Heroin, Codeine) | Male | 0 | 0 | 0 | 0 | 0 | 0 | 0 |
| | Female | 0 | 0 | 0 | 0 | 0 | 0 | 0 |
| Marijuana | Male | 0 | 0 | 0 | 0 | 0 | 1 | 0 |
| | Female | 0 | 0 | 0 | 0 | 0 | 0 | 0 |
| Synthetic Narcotics - Manufactured Narcotics Which Can Cause True Drug Addiction (Demerol, Methadones) | Male | 0 | 0 | 0 | 0 | 0 | 0 | 0 |
| | Female | 0 | 0 | 0 | 0 | 0 | 0 | 0 |
| Other - Dangerous Nonnarcotic Drugs (Barbiturates, Benzedrine) | Male | 0 | 0 | 0 | 0 | 0 | 0 | 0 |
| | Female | 0 | 0 | 0 | 0 | 0 | 0 | 0 |
| Possession: | | | | | | | | |
| Opium or Cocaine and Their Derivatives (Morphine, Heroin, Codeine) | Male | 0 | 0 | 0 | 0 | 0 | 0 | 0 |
| | Female | 0 | 0 | 0 | 1 | 0 | 0 | 0 |
| Marijuana | Male | 4 | 0 | 2 | 1 | 0 | 1 | 0 |
| | Female | 0 | 0 | 1 | 0 | 1 | 0 | 0 |
| Synthetic Narcotics - Manufactured Narcotics Which Can Cause True Drug Addiction (Demerol, Methadones) | Male | 0 | 0 | 0 | 0 | 1 | 0 | 0 |
| | Female | 0 | 0 | 0 | 0 | 0 | 0 | 0 |
| Other - Dangerous Nonnarcotic Drugs (Barbiturates, Benzedrine) | Male | 0 | 0 | 0 | 0 | 0 | 0 | 0 |
| | Female | 0 | 0 | 0 | 0 | 0 | 0 | 0 |
| Total Drug Abuse Violations: | | | | | | | | |
| | Male | 4 | 0 | 2 | 1 | 1 | 2 | 0 |
| | Female | 0 | 0 | 1 | 1 | 1 | 0 | 0 |

Gambling:

| | | 18 | 19 | 20 | 21 | 22 | 23 | 24 |
|-----------------------------------|--------|-----------|-----------|-----------|-----------|-----------|-----------|-----------|
| Bookmaking (Horse and Sport Book) | Male | 0 | 0 | 0 | 0 | 0 | 0 | 0 |
| | Female | 0 | 0 | 0 | 0 | 0 | 0 | 0 |
| Numbers and Lottery | Male | 0 | 0 | 0 | 0 | 0 | 0 | 0 |
| | Female | 0 | 0 | 0 | 0 | 0 | 0 | 0 |
| All Other Gambling | Male | 0 | 0 | 0 | 0 | 0 | 0 | 0 |
| | Female | 0 | 0 | 0 | 0 | 0 | 0 | 0 |
| Total Gambling Violations: | | | | | | | | |
| | Male | 0 | 0 | 0 | 0 | 0 | 0 | 0 |
| | Female | 0 | 0 | 0 | 0 | 0 | 0 | 0 |

Miscellaneous:

| | | 18 | 19 | 20 | 21 | 22 | 23 | 24 |
|--|--------|-----------|-----------|-----------|-----------|-----------|-----------|-----------|
| Offenses Against the Family and Children | Male | 0 | 0 | 0 | 0 | 0 | 0 | 0 |
| | Female | 0 | 0 | 0 | 0 | 0 | 0 | 0 |
| Driving Under the Influence | Male | 0 | 0 | 0 | 0 | 1 | 1 | 0 |
| | Female | 0 | 0 | 1 | 0 | 0 | 0 | 1 |
| Liquor Laws | Male | 0 | 1 | 1 | 0 | 0 | 0 | 0 |
| | Female | 0 | 1 | 0 | 0 | 0 | 0 | 0 |
| Drunkenness | Male | 0 | 0 | 0 | 0 | 0 | 0 | 0 |
| | Female | 0 | 0 | 0 | 0 | 0 | 0 | 0 |
| Disorderly Conduct | Male | 0 | 0 | 0 | 0 | 0 | 0 | 0 |
| | Female | 0 | 0 | 0 | 0 | 0 | 0 | 0 |
| Vagrancy | Male | 0 | 0 | 0 | 0 | 0 | 0 | 0 |
| | Female | 0 | 0 | 0 | 0 | 0 | 0 | 0 |
| All Other Offenses (Except Traffic) | Male | 0 | 2 | 3 | 4 | 0 | 4 | 0 |
| | Female | 0 | 1 | 0 | 6 | 0 | 0 | 1 |
| Suspicion | Male | 0 | 0 | 0 | 0 | 0 | 0 | 0 |
| | Female | 0 | 0 | 0 | 0 | 0 | 0 | 0 |
| Total Miscellaneous Violations: | | | | | | | | |
| | Male | 0 | 3 | 4 | 4 | 1 | 5 | 0 |
| | Female | 0 | 2 | 1 | 6 | 0 | 0 | 2 |

Human Trafficking:

| | | 18 | 19 | 20 | 21 | 22 | 23 | 24 |
|--|--------|-----------|-----------|-----------|-----------|-----------|-----------|-----------|
| Human Trafficking/ Commercial Sex Acts | Male | 0 | 0 | 0 | 0 | 0 | 0 | 0 |
| | Female | 0 | 0 | 0 | 0 | 0 | 0 | 0 |
| Human Trafficking/ Involuntary Servitude | Male | 0 | 0 | 0 | 0 | 0 | 0 | 0 |
| | Female | 0 | 0 | 0 | 0 | 0 | 0 | 0 |
| Total Human Trafficking Violations: | | | | | | | | |
| | Male | 0 | 0 | 0 | 0 | 0 | 0 | 0 |
| | Female | 0 | 0 | 0 | 0 | 0 | 0 | 0 |

2016 Elko PD Arrests - Adult
18 - 24 Years of Age

| Index Crime: | | 18 | 19 | 20 | 21 | 22 | 23 | 24 |
|--|--------|----|----|----|----|----|----|----|
| Murder and Nonnegligent Manslaughter | Male | 0 | 0 | 0 | 0 | 0 | 0 | 0 |
| | Female | 0 | 0 | 0 | 0 | 0 | 0 | 0 |
| Manslaughter by Negligence | Male | 0 | 0 | 0 | 0 | 0 | 0 | 0 |
| | Female | 0 | 0 | 0 | 0 | 0 | 0 | 0 |
| Rape | Male | 0 | 0 | 0 | 0 | 0 | 0 | 0 |
| | Female | 0 | 0 | 0 | 0 | 0 | 0 | 0 |
| Robbery | Male | 0 | 0 | 0 | 0 | 0 | 2 | 0 |
| | Female | 0 | 0 | 0 | 0 | 0 | 0 | 0 |
| Aggravated Assault (Return A - 4a-d) | Male | 0 | 0 | 0 | 0 | 1 | 0 | 0 |
| | Female | 0 | 0 | 0 | 0 | 0 | 0 | 0 |
| Burglary - Breaking or Entering | Male | 0 | 1 | 0 | 0 | 0 | 0 | 1 |
| | Female | 0 | 0 | 0 | 0 | 0 | 0 | 1 |
| Larceny - Theft (Except Motor Vehicle Theft) | Male | 0 | 0 | 0 | 0 | 0 | 1 | 1 |
| | Female | 0 | 0 | 0 | 2 | 2 | 0 | 0 |
| Motor Vehicle Theft | Male | 0 | 0 | 0 | 2 | 0 | 0 | 0 |
| | Female | 0 | 0 | 0 | 0 | 0 | 0 | 0 |
| Arson | Male | 0 | 0 | 0 | 0 | 0 | 0 | 0 |
| | Female | 0 | 0 | 0 | 0 | 0 | 0 | 0 |
| Total Index Crimes Violations: Male | | 0 | 1 | 0 | 2 | 1 | 3 | 2 |
| Female | | 0 | 0 | 0 | 2 | 2 | 0 | 1 |

| Other Offenses: | | 18 | 19 | 20 | 21 | 22 | 23 | 24 |
|--|--------|----|----|----|----|----|----|----|
| Other Assaults (Return A - 4e) | Male | 1 | 0 | 2 | 1 | 1 | 1 | 2 |
| | Female | 0 | 1 | 3 | 0 | 1 | 1 | 0 |
| Forgery and Counterfeiting | Male | 0 | 0 | 0 | 0 | 0 | 1 | 1 |
| | Female | 0 | 0 | 0 | 0 | 0 | 0 | 0 |
| Fraud | Male | 0 | 0 | 0 | 1 | 0 | 0 | 0 |
| | Female | 0 | 0 | 0 | 0 | 0 | 0 | 0 |
| Embezzlement | Male | 1 | 0 | 0 | 0 | 0 | 0 | 0 |
| | Female | 0 | 1 | 0 | 0 | 0 | 0 | 0 |
| Stolen Property; Buying, Receiving, Possessing | Male | 0 | 0 | 4 | 0 | 0 | 0 | 0 |
| | Female | 0 | 0 | 0 | 0 | 0 | 0 | 0 |
| Vandalism | Male | 0 | 0 | 0 | 0 | 1 | 0 | 0 |
| | Female | 0 | 0 | 0 | 0 | 0 | 0 | 0 |
| Weapons; Carrying, Possessing, etc. | Male | 0 | 0 | 0 | 0 | 2 | 1 | 0 |
| | Female | 0 | 0 | 0 | 0 | 0 | 0 | 0 |
| Total Other Offense Violations: Male | | 2 | 0 | 6 | 2 | 4 | 3 | 3 |
| Female | | 0 | 2 | 3 | 0 | 1 | 1 | 0 |

| Prostitution and Commercialized Vice: | | 18 | 19 | 20 | 21 | 22 | 23 | 24 |
|---|--------|----|----|----|----|----|----|----|
| Prostitution | Male | 0 | 0 | 0 | 0 | 0 | 0 | 0 |
| | Female | 0 | 0 | 0 | 0 | 0 | 0 | 0 |
| Assisting or Promoting Prostitution | Male | 0 | 0 | 0 | 0 | 0 | 0 | 0 |
| | Female | 0 | 0 | 0 | 0 | 0 | 0 | 0 |
| Purchasing Prostitution | Male | 0 | 0 | 0 | 0 | 0 | 0 | 0 |
| | Female | 0 | 0 | 0 | 0 | 0 | 0 | 0 |
| Sex Offenses (Except Forcible Rape and Prostitution) | Male | 0 | 0 | 0 | 0 | 0 | 0 | 0 |
| | Female | 0 | 0 | 0 | 0 | 0 | 0 | 0 |
| Total Prostitution & Commercialized Vice Violations: Male | | 0 | 0 | 0 | 0 | 0 | 0 | 0 |
| Female | | 0 | 0 | 0 | 0 | 0 | 0 | 0 |

2016 Elko PD Arrests - Adult
18 - 24 Years of Age

Drug Abuse Violations:

| Sale/Manufacturing: | | 18 | 19 | 20 | 21 | 22 | 23 | 24 |
|--|--------|-----------|-----------|-----------|-----------|-----------|-----------|-----------|
| Opium or Cocaine and Their Derivatives (Morphine, Heroin, Codeine) | Male | 0 | 0 | 0 | 0 | 0 | 0 | 0 |
| | Female | 0 | 0 | 0 | 0 | 1 | 0 | 0 |
| Marijuana | Male | 0 | 1 | 0 | 0 | 0 | 0 | 0 |
| | Female | 0 | 0 | 0 | 0 | 0 | 0 | 0 |
| Synthetic Narcotics - Manufactured Narcotics Which Can Cause True Drug Addiction (Demerol, Methadones) | Male | 0 | 0 | 0 | 0 | 0 | 0 | 0 |
| | Female | 0 | 0 | 0 | 0 | 0 | 0 | 0 |
| Other - Dangerous Nonnarcotic Drugs (Barbiturates, Benzedrine) | Male | 0 | 0 | 0 | 0 | 0 | 0 | 0 |
| | Female | 0 | 0 | 0 | 0 | 0 | 0 | 0 |
| Possession: | | | | | | | | |
| Opium or Cocaine and Their Derivatives (Morphine, Heroin, Codeine) | Male | 0 | 1 | 1 | 1 | 1 | 1 | 1 |
| | Female | 0 | 0 | 0 | 0 | 0 | 1 | 0 |
| Marijuana | Male | 1 | 1 | 1 | 1 | 1 | 0 | 0 |
| | Female | 1 | 0 | 0 | 0 | 0 | 0 | 0 |
| Synthetic Narcotics - Manufactured Narcotics Which Can Cause True Drug Addiction (Demerol, Methadones) | Male | 0 | 0 | 0 | 1 | 1 | 1 | 1 |
| | Female | 0 | 2 | 1 | 0 | 0 | 0 | 1 |
| Other - Dangerous Nonnarcotic Drugs (Barbiturates, Benzedrine) | Male | 0 | 0 | 0 | 0 | 0 | 0 | 0 |
| | Female | 0 | 0 | 0 | 0 | 0 | 0 | 0 |
| Total Drug Abuse Violations: | | | | | | | | |
| | Male | 1 | 3 | 2 | 3 | 3 | 2 | 2 |
| | Female | 1 | 2 | 1 | 0 | 1 | 1 | 1 |

Gambling:

| | | 18 | 19 | 20 | 21 | 22 | 23 | 24 |
|-----------------------------------|--------|-----------|-----------|-----------|-----------|-----------|-----------|-----------|
| Bookmaking (Horse and Sport Book) | Male | 0 | 0 | 0 | 0 | 0 | 0 | 0 |
| | Female | 0 | 0 | 0 | 0 | 0 | 0 | 0 |
| Numbers and Lottery | Male | 0 | 0 | 0 | 0 | 0 | 0 | 0 |
| | Female | 0 | 0 | 0 | 0 | 0 | 0 | 0 |
| All Other Gambling | Male | 1 | 0 | 2 | 0 | 0 | 0 | 0 |
| | Female | 0 | 0 | 0 | 0 | 0 | 0 | 0 |
| Total Gambling Violations: | | | | | | | | |
| | Male | 1 | 0 | 2 | 0 | 0 | 0 | 0 |
| | Female | 0 | 0 | 0 | 0 | 0 | 0 | 0 |

Miscellaneous:

| | | 18 | 19 | 20 | 21 | 22 | 23 | 24 |
|--|--------|-----------|-----------|-----------|-----------|-----------|-----------|-----------|
| Offenses Against the Family and Children | Male | 0 | 0 | 0 | 0 | 0 | 0 | 0 |
| | Female | 0 | 0 | 1 | 0 | 0 | 0 | 1 |
| Driving Under the Influence | Male | 0 | 0 | 0 | 2 | 1 | 3 | 1 |
| | Female | 1 | 0 | 0 | 0 | 1 | 1 | 1 |
| Liquor Laws | Male | 4 | 6 | 7 | 0 | 1 | 0 | 0 |
| | Female | 4 | 2 | 3 | 0 | 0 | 0 | 0 |
| Drunkenness | Male | 0 | 0 | 0 | 0 | 0 | 1 | 1 |
| | Female | 0 | 0 | 0 | 0 | 0 | 0 | 0 |
| Disorderly Conduct | Male | 0 | 0 | 0 | 1 | 2 | 1 | 4 |
| | Female | 1 | 0 | 0 | 0 | 0 | 0 | 0 |
| Vagrancy | Male | 0 | 0 | 0 | 0 | 0 | 0 | 0 |
| | Female | 0 | 0 | 0 | 0 | 0 | 0 | 0 |
| All Other Offenses (Except Traffic) | Male | 1 | 6 | 9 | 15 | 10 | 13 | 16 |
| | Female | 6 | 4 | 3 | 9 | 2 | 2 | 3 |
| Suspicion | Male | 0 | 0 | 0 | 0 | 0 | 0 | 0 |
| | Female | 0 | 0 | 0 | 0 | 0 | 0 | 0 |
| Total Miscellaneous Violations: | | | | | | | | |
| | Male | 5 | 12 | 16 | 18 | 14 | 18 | 22 |
| | Female | 12 | 6 | 7 | 9 | 3 | 3 | 5 |

Human Trafficking:

| | | 18 | 19 | 20 | 21 | 22 | 23 | 24 |
|--|--------|-----------|-----------|-----------|-----------|-----------|-----------|-----------|
| Human Trafficking/ Commercial Sex Acts | Male | 0 | 0 | 0 | 0 | 0 | 0 | 0 |
| | Female | 0 | 0 | 0 | 0 | 0 | 0 | 0 |
| Human Trafficking/ Involuntary Servitude | Male | 0 | 0 | 0 | 0 | 0 | 0 | 0 |
| | Female | 0 | 0 | 0 | 0 | 0 | 0 | 0 |
| Total Human Trafficking Violations: | | | | | | | | |
| | Male | 0 | 0 | 0 | 0 | 0 | 0 | 0 |
| | Female | 0 | 0 | 0 | 0 | 0 | 0 | 0 |

2016 Elko County SO Arrests - Adult
18 - 24 Years of Age

| Index Crime: | | 18 | 19 | 20 | 21 | 22 | 23 | 24 |
|--|--------|----|----|----|----|----|----|----|
| Murder and Nonnegligent Manslaughter | Male | 0 | 0 | 0 | 0 | 0 | 0 | 0 |
| | Female | 0 | 0 | 0 | 0 | 0 | 0 | 0 |
| Manslaughter by Negligence | Male | 0 | 0 | 0 | 0 | 0 | 0 | 0 |
| | Female | 0 | 0 | 0 | 0 | 0 | 0 | 0 |
| Rape | Male | 0 | 0 | 0 | 0 | 0 | 0 | 0 |
| | Female | 0 | 0 | 0 | 0 | 0 | 0 | 0 |
| Robbery | Male | 0 | 0 | 0 | 0 | 0 | 0 | 0 |
| | Female | 0 | 0 | 0 | 0 | 0 | 0 | 0 |
| Aggravated Assault (Return A - 4a-d) | Male | 0 | 1 | 0 | 1 | 1 | 1 | 1 |
| | Female | 0 | 0 | 0 | 0 | 0 | 0 | 0 |
| Burglary - Breaking or Entering | Male | 0 | 1 | 1 | 0 | 0 | 0 | 0 |
| | Female | 0 | 0 | 0 | 0 | 0 | 0 | 0 |
| Larceny - Theft (Except Motor Vehicle Theft) | Male | 1 | 0 | 0 | 1 | 0 | 0 | 0 |
| | Female | 1 | 0 | 0 | 0 | 0 | 0 | 0 |
| Motor Vehicle Theft | Male | 0 | 0 | 0 | 0 | 0 | 0 | 0 |
| | Female | 0 | 0 | 0 | 0 | 0 | 0 | 0 |
| Arson | Male | 0 | 0 | 0 | 0 | 0 | 0 | 0 |
| | Female | 0 | 0 | 0 | 0 | 0 | 0 | 0 |
| Total Index Crimes Violations: Male | | 1 | 2 | 1 | 2 | 1 | 1 | 1 |
| Female | | 1 | 0 | 0 | 0 | 0 | 0 | 0 |

| Other Offenses: | | 18 | 19 | 20 | 21 | 22 | 23 | 24 |
|--|--------|----|----|----|----|----|----|----|
| Other Assaults (Return A - 4e) | Male | 0 | 0 | 0 | 1 | 2 | 3 | 0 |
| | Female | 0 | 1 | 0 | 1 | 1 | 0 | 0 |
| Forgery and Counterfeiting | Male | 0 | 0 | 0 | 0 | 0 | 0 | 1 |
| | Female | 0 | 0 | 0 | 0 | 0 | 0 | 0 |
| Fraud | Male | 0 | 1 | 0 | 0 | 1 | 0 | 0 |
| | Female | 0 | 0 | 0 | 0 | 0 | 0 | 0 |
| Embezzlement | Male | 0 | 0 | 0 | 0 | 0 | 0 | 0 |
| | Female | 0 | 1 | 0 | 0 | 0 | 0 | 0 |
| Stolen Property; Buying, Receiving, Possessing | Male | 0 | 0 | 0 | 0 | 0 | 0 | 0 |
| | Female | 0 | 0 | 0 | 0 | 0 | 0 | 0 |
| Vandalism | Male | 0 | 0 | 1 | 0 | 2 | 0 | 0 |
| | Female | 0 | 0 | 0 | 0 | 0 | 0 | 0 |
| Weapons; Carrying, Possessing, etc. | Male | 0 | 0 | 0 | 0 | 0 | 1 | 0 |
| | Female | 0 | 0 | 0 | 0 | 0 | 0 | 0 |
| Total Other Offense Violations: Male | | 0 | 1 | 1 | 1 | 5 | 4 | 1 |
| Female | | 0 | 2 | 0 | 1 | 1 | 0 | 0 |

| Prostitution and Commercialized Vice: | | 18 | 19 | 20 | 21 | 22 | 23 | 24 |
|---|--------|----|----|----|----|----|----|----|
| Prostitution | Male | 0 | 0 | 0 | 0 | 0 | 0 | 0 |
| | Female | 0 | 0 | 0 | 0 | 0 | 0 | 0 |
| Assisting or Promoting Prostitution | Male | 0 | 0 | 0 | 0 | 0 | 0 | 0 |
| | Female | 0 | 0 | 0 | 0 | 0 | 0 | 0 |
| Purchasing Prostitution | Male | 0 | 0 | 0 | 0 | 0 | 0 | 0 |
| | Female | 0 | 0 | 0 | 0 | 0 | 0 | 0 |
| Sex Offenses (Except Forcible Rape and Prostitution) | Male | 0 | 0 | 0 | 0 | 0 | 1 | 0 |
| | Female | 0 | 0 | 0 | 0 | 0 | 0 | 0 |
| Total Prostitution & Commercialized Vice Violations: Male | | 0 | 0 | 0 | 0 | 0 | 1 | 0 |
| Female | | 0 | 0 | 0 | 0 | 0 | 0 | 0 |

2016 Elko County SO Arrests - Adult
18 - 24 Years of Age

Drug Abuse Violations:

| Sale/Manufacturing: | | 18 | 19 | 20 | 21 | 22 | 23 | 24 |
|--|--------|-----------|-----------|-----------|-----------|-----------|-----------|-----------|
| Opium or Cocaine and Their Derivatives (Morphine, Heroin, Codeine) | Male | 0 | 0 | 0 | 0 | 0 | 0 | 0 |
| | Female | 0 | 0 | 0 | 0 | 0 | 0 | 0 |
| Marijuana | Male | 0 | 0 | 0 | 0 | 0 | 0 | 0 |
| | Female | 0 | 0 | 0 | 0 | 0 | 0 | 0 |
| Synthetic Narcotics - Manufactured Narcotics Which Can Cause True Drug Addiction (Demerol, Methadones) | Male | 0 | 0 | 0 | 0 | 0 | 0 | 0 |
| | Female | 0 | 0 | 0 | 0 | 0 | 0 | 0 |
| Other - Dangerous Nonnarcotic Drugs (Barbiturates, Benzedrine) | Male | 0 | 0 | 0 | 0 | 0 | 0 | 0 |
| | Female | 0 | 0 | 0 | 0 | 0 | 0 | 0 |
| Possession: | | | | | | | | |
| Opium or Cocaine and Their Derivatives (Morphine, Heroin, Codeine) | Male | 0 | 0 | 0 | 0 | 0 | 0 | 0 |
| | Female | 0 | 0 | 0 | 0 | 0 | 0 | 0 |
| Marijuana | Male | 0 | 2 | 1 | 1 | 0 | 1 | 1 |
| | Female | 0 | 1 | 1 | 0 | 0 | 0 | 0 |
| Synthetic Narcotics - Manufactured Narcotics Which Can Cause True Drug Addiction (Demerol, Methadones) | Male | 0 | 1 | 0 | 0 | 0 | 0 | 0 |
| | Female | 0 | 0 | 0 | 0 | 0 | 0 | 0 |
| Other - Dangerous Nonnarcotic Drugs (Barbiturates, Benzedrine) | Male | 0 | 0 | 0 | 1 | 0 | 0 | 0 |
| | Female | 0 | 0 | 0 | 0 | 0 | 1 | 1 |
| Total Drug Abuse Violations: | | | | | | | | |
| | Male | 0 | 3 | 1 | 2 | 0 | 1 | 1 |
| | Female | 0 | 1 | 1 | 0 | 0 | 1 | 1 |

Gambling:

| | | 18 | 19 | 20 | 21 | 22 | 23 | 24 |
|-----------------------------------|--------|-----------|-----------|-----------|-----------|-----------|-----------|-----------|
| Bookmaking (Horse and Sport Book) | Male | 0 | 0 | 0 | 0 | 0 | 0 | 0 |
| | Female | 0 | 0 | 0 | 0 | 0 | 0 | 0 |
| Numbers and Lottery | Male | 0 | 0 | 0 | 0 | 0 | 0 | 0 |
| | Female | 0 | 0 | 0 | 0 | 0 | 0 | 0 |
| All Other Gambling | Male | 0 | 0 | 0 | 0 | 0 | 0 | 0 |
| | Female | 0 | 0 | 0 | 0 | 0 | 0 | 0 |
| Total Gambling Violations: | | | | | | | | |
| | Male | 0 | 0 | 0 | 0 | 0 | 0 | 0 |
| | Female | 0 | 0 | 0 | 0 | 0 | 0 | 0 |

Miscellaneous:

| | | 18 | 19 | 20 | 21 | 22 | 23 | 24 |
|--|--------|-----------|-----------|-----------|-----------|-----------|-----------|-----------|
| Offenses Against the Family and Children | Male | 0 | 0 | 0 | 1 | 0 | 0 | 0 |
| | Female | 0 | 0 | 0 | 2 | 1 | 1 | 1 |
| Driving Under the Influence | Male | 2 | 0 | 0 | 2 | 1 | 0 | 0 |
| | Female | 0 | 0 | 0 | 1 | 1 | 0 | 1 |
| Liquor Laws | Male | 4 | 3 | 1 | 0 | 0 | 0 | 1 |
| | Female | 1 | 0 | 0 | 0 | 0 | 0 | 0 |
| Drunkenness | Male | 0 | 0 | 0 | 0 | 0 | 0 | 0 |
| | Female | 0 | 0 | 0 | 0 | 0 | 0 | 0 |
| Disorderly Conduct | Male | 0 | 0 | 0 | 1 | 2 | 0 | 0 |
| | Female | 0 | 0 | 0 | 0 | 0 | 0 | 0 |
| Vagrancy | Male | 0 | 0 | 0 | 0 | 0 | 0 | 0 |
| | Female | 0 | 0 | 0 | 0 | 0 | 0 | 0 |
| All Other Offenses (Except Traffic) | Male | 2 | 3 | 14 | 3 | 8 | 25 | 20 |
| | Female | 0 | 4 | 6 | 6 | 7 | 2 | 5 |
| Suspicion | Male | 0 | 0 | 0 | 0 | 0 | 0 | 0 |
| | Female | 0 | 0 | 0 | 0 | 0 | 0 | 0 |
| Total Miscellaneous Violations: | | | | | | | | |
| | Male | 8 | 6 | 15 | 7 | 11 | 25 | 21 |
| | Female | 1 | 4 | 6 | 9 | 9 | 3 | 7 |

Human Trafficking:

| | | 18 | 19 | 20 | 21 | 22 | 23 | 24 |
|--|--------|-----------|-----------|-----------|-----------|-----------|-----------|-----------|
| Human Trafficking/ Commercial Sex Acts | Male | 0 | 0 | 0 | 0 | 0 | 0 | 0 |
| | Female | 0 | 0 | 0 | 0 | 0 | 0 | 0 |
| Human Trafficking/ Involuntary Servitude | Male | 0 | 0 | 0 | 0 | 0 | 0 | 0 |
| | Female | 0 | 0 | 0 | 0 | 0 | 0 | 0 |
| Total Human Trafficking Violations: | | | | | | | | |
| | Male | 0 | 0 | 0 | 0 | 0 | 0 | 0 |
| | Female | 0 | 0 | 0 | 0 | 0 | 0 | 0 |

2016 West Wendover PD Arrests - Adult
18 - 24 Years of Age

| Index Crime: | | 18 | 19 | 20 | 21 | 22 | 23 | 24 |
|--|--------|----|----|----|----|----|----|----|
| Murder and Nonnegligent Manslaughter | Male | 0 | 0 | 0 | 0 | 0 | 0 | 0 |
| | Female | 0 | 0 | 0 | 0 | 0 | 0 | 0 |
| Manslaughter by Negligence | Male | 0 | 0 | 0 | 0 | 0 | 0 | 0 |
| | Female | 0 | 0 | 0 | 0 | 0 | 0 | 0 |
| Rape | Male | 0 | 0 | 0 | 0 | 0 | 0 | 0 |
| | Female | 0 | 0 | 0 | 0 | 0 | 0 | 0 |
| Robbery | Male | 0 | 0 | 0 | 0 | 0 | 1 | 0 |
| | Female | 0 | 0 | 0 | 0 | 0 | 0 | 0 |
| Aggravated Assault (Return A - 4a-d) | Male | 0 | 0 | 0 | 0 | 2 | 0 | 0 |
| | Female | 0 | 0 | 0 | 0 | 0 | 0 | 0 |
| Burglary - Breaking or Entering | Male | 1 | 0 | 1 | 0 | 1 | 0 | 0 |
| | Female | 1 | 0 | 0 | 0 | 0 | 0 | 0 |
| Larceny - Theft (Except Motor Vehicle Theft) | Male | 0 | 0 | 0 | 0 | 0 | 0 | 0 |
| | Female | 0 | 0 | 1 | 0 | 0 | 0 | 1 |
| Motor Vehicle Theft | Male | 0 | 0 | 0 | 0 | 0 | 0 | 0 |
| | Female | 0 | 0 | 0 | 0 | 0 | 0 | 0 |
| Arson | Male | 0 | 0 | 0 | 0 | 0 | 0 | 0 |
| | Female | 0 | 0 | 0 | 0 | 0 | 0 | 0 |
| Total Index Crimes Violations: Male | | 1 | 0 | 1 | 0 | 3 | 1 | 0 |
| Female | | 1 | 0 | 1 | 0 | 0 | 0 | 1 |

| Other Offenses: | | 18 | 19 | 20 | 21 | 22 | 23 | 24 |
|--|--------|----|----|----|----|----|----|----|
| Other Assaults (Return A - 4e) | Male | 0 | 0 | 0 | 0 | 1 | 0 | 5 |
| | Female | 0 | 1 | 0 | 0 | 0 | 0 | 1 |
| Forgery and Counterfeiting | Male | 0 | 0 | 0 | 0 | 0 | 0 | 0 |
| | Female | 0 | 0 | 0 | 0 | 0 | 0 | 0 |
| Fraud | Male | 0 | 0 | 0 | 0 | 0 | 0 | 0 |
| | Female | 0 | 0 | 0 | 0 | 0 | 0 | 0 |
| Embezzlement | Male | 0 | 0 | 0 | 0 | 0 | 0 | 0 |
| | Female | 0 | 0 | 0 | 0 | 0 | 0 | 0 |
| Stolen Property; Buying, Receiving, Possessing | Male | 0 | 0 | 0 | 0 | 0 | 0 | 0 |
| | Female | 0 | 0 | 0 | 0 | 0 | 0 | 0 |
| Vandalism | Male | 0 | 1 | 0 | 0 | 0 | 0 | 0 |
| | Female | 0 | 0 | 0 | 0 | 0 | 0 | 0 |
| Weapons; Carrying, Possessing, etc. | Male | 1 | 0 | 0 | 0 | 0 | 0 | 0 |
| | Female | 0 | 0 | 0 | 0 | 0 | 0 | 0 |
| Total Other Offense Violations: Male | | 1 | 1 | 0 | 0 | 1 | 0 | 5 |
| Female | | 0 | 1 | 0 | 0 | 0 | 0 | 1 |

| Prostitution and Commercialized Vice: | | 18 | 19 | 20 | 21 | 22 | 23 | 24 |
|---|--------|----|----|----|----|----|----|----|
| Prostitution | Male | 0 | 0 | 0 | 0 | 0 | 0 | 0 |
| | Female | 0 | 0 | 0 | 0 | 0 | 0 | 0 |
| Assisting or Promoting Prostitution | Male | 0 | 0 | 0 | 0 | 0 | 0 | 0 |
| | Female | 0 | 0 | 0 | 0 | 0 | 0 | 0 |
| Purchasing Prostitution | Male | 0 | 0 | 0 | 0 | 0 | 0 | 0 |
| | Female | 0 | 0 | 0 | 0 | 0 | 0 | 0 |
| Sex Offenses (Except Forcible Rape and Prostitution) | Male | 0 | 0 | 0 | 0 | 1 | 0 | 0 |
| | Female | 0 | 0 | 0 | 0 | 0 | 0 | 0 |
| Total Prostitution & Commercialized Vice Violations: Male | | 0 | 0 | 0 | 0 | 1 | 0 | 0 |
| Female | | 0 | 0 | 0 | 0 | 0 | 0 | 0 |

2016 West Wendover PD Arrests - Adult
18 - 24 Years of Age

Drug Abuse Violations:

| Sale/Manufacturing: | | 18 | 19 | 20 | 21 | 22 | 23 | 24 |
|--|--------|-----------|-----------|-----------|-----------|-----------|-----------|-----------|
| Opium or Cocaine and Their Derivatives (Morphine, Heroin, Codeine) | Male | 0 | 0 | 0 | 0 | 0 | 0 | 0 |
| | Female | 0 | 0 | 0 | 0 | 0 | 0 | 0 |
| Marijuana | Male | 0 | 0 | 0 | 0 | 0 | 0 | 0 |
| | Female | 0 | 0 | 0 | 0 | 0 | 0 | 0 |
| Synthetic Narcotics - Manufactured Narcotics Which Can Cause True Drug Addiction (Demerol, Methadones) | Male | 0 | 0 | 0 | 0 | 0 | 0 | 0 |
| | Female | 0 | 0 | 0 | 0 | 0 | 0 | 0 |
| Other - Dangerous Nonnarcotic Drugs (Barbiturates, Benzedrine) | Male | 0 | 0 | 0 | 0 | 0 | 0 | 0 |
| | Female | 0 | 0 | 0 | 0 | 0 | 0 | 0 |
| Possession: | | | | | | | | |
| Opium or Cocaine and Their Derivatives (Morphine, Heroin, Codeine) | Male | 0 | 0 | 0 | 0 | 0 | 0 | 0 |
| | Female | 0 | 0 | 0 | 0 | 0 | 0 | 0 |
| Marijuana | Male | 0 | 0 | 0 | 0 | 0 | 0 | 1 |
| | Female | 0 | 0 | 0 | 0 | 0 | 0 | 0 |
| Synthetic Narcotics - Manufactured Narcotics Which Can Cause True Drug Addiction (Demerol, Methadones) | Male | 0 | 0 | 1 | 0 | 0 | 0 | 0 |
| | Female | 0 | 0 | 0 | 0 | 0 | 0 | 1 |
| Other - Dangerous Nonnarcotic Drugs (Barbiturates, Benzedrine) | Male | 0 | 0 | 0 | 0 | 0 | 0 | 0 |
| | Female | 0 | 0 | 0 | 0 | 0 | 0 | 0 |
| Total Drug Abuse Violations: | | | | | | | | |
| | Male | 0 | 0 | 1 | 0 | 0 | 0 | 1 |
| | Female | 0 | 0 | 0 | 0 | 0 | 0 | 1 |

Gambling:

| | | 18 | 19 | 20 | 21 | 22 | 23 | 24 |
|-----------------------------------|--------|-----------|-----------|-----------|-----------|-----------|-----------|-----------|
| Bookmaking (Horse and Sport Book) | Male | 0 | 0 | 0 | 0 | 0 | 0 | 0 |
| | Female | 0 | 0 | 0 | 0 | 0 | 0 | 0 |
| Numbers and Lottery | Male | 0 | 0 | 0 | 0 | 0 | 0 | 0 |
| | Female | 0 | 0 | 0 | 0 | 0 | 0 | 0 |
| All Other Gambling | Male | 0 | 0 | 0 | 0 | 0 | 0 | 0 |
| | Female | 0 | 0 | 0 | 0 | 0 | 0 | 0 |
| Total Gambling Violations: | | | | | | | | |
| | Male | 0 | 0 | 0 | 0 | 0 | 0 | 0 |
| | Female | 0 | 0 | 0 | 0 | 0 | 0 | 0 |

Miscellaneous:

| | | 18 | 19 | 20 | 21 | 22 | 23 | 24 |
|--|--------|-----------|-----------|-----------|-----------|-----------|-----------|-----------|
| Offenses Against the Family and Children | Male | 0 | 0 | 0 | 0 | 0 | 0 | 0 |
| | Female | 0 | 0 | 0 | 0 | 0 | 0 | 0 |
| Driving Under the Influence | Male | 0 | 0 | 0 | 0 | 0 | 1 | 0 |
| | Female | 0 | 0 | 0 | 0 | 0 | 0 | 1 |
| Liquor Laws | Male | 0 | 0 | 0 | 0 | 0 | 0 | 0 |
| | Female | 0 | 0 | 0 | 0 | 0 | 0 | 0 |
| Drunkenness | Male | 0 | 0 | 0 | 0 | 0 | 0 | 0 |
| | Female | 0 | 0 | 0 | 0 | 0 | 0 | 0 |
| Disorderly Conduct | Male | 0 | 0 | 0 | 0 | 0 | 0 | 1 |
| | Female | 0 | 0 | 0 | 0 | 0 | 0 | 0 |
| Vagrancy | Male | 0 | 0 | 0 | 0 | 0 | 0 | 0 |
| | Female | 0 | 0 | 0 | 0 | 0 | 0 | 0 |
| All Other Offenses (Except Traffic) | Male | 4 | 0 | 1 | 2 | 4 | 1 | 1 |
| | Female | 0 | 0 | 0 | 1 | 0 | 0 | 0 |
| Suspicion | Male | 0 | 0 | 0 | 0 | 0 | 0 | 0 |
| | Female | 0 | 0 | 0 | 0 | 0 | 0 | 0 |
| Total Miscellaneous Violations: | | | | | | | | |
| | Male | 4 | 0 | 1 | 2 | 4 | 2 | 2 |
| | Female | 0 | 0 | 0 | 1 | 0 | 0 | 1 |

Human Trafficking:

| | | 18 | 19 | 20 | 21 | 22 | 23 | 24 |
|--|--------|-----------|-----------|-----------|-----------|-----------|-----------|-----------|
| Human Trafficking/ Commercial Sex Acts | Male | 0 | 0 | 0 | 0 | 0 | 0 | 0 |
| | Female | 0 | 0 | 0 | 0 | 0 | 0 | 0 |
| Human Trafficking/ Involuntary Servitude | Male | 0 | 0 | 0 | 0 | 0 | 0 | 0 |
| | Female | 0 | 0 | 0 | 0 | 0 | 0 | 0 |
| Total Human Trafficking Violations: | | | | | | | | |
| | Male | 0 | 0 | 0 | 0 | 0 | 0 | 0 |
| | Female | 0 | 0 | 0 | 0 | 0 | 0 | 0 |

2016 Esmeralda County Arrests - Adult
18 - 24 Years of Age

| Index Crime: | | 18 | 19 | 20 | 21 | 22 | 23 | 24 |
|--|---------------|----------|----------|----------|----------|----------|----------|----------|
| Murder and Nonnegligent Manslaughter | Male | 0 | 0 | 0 | 0 | 0 | 0 | 0 |
| | Female | 0 | 0 | 0 | 0 | 0 | 0 | 0 |
| Manslaughter by Negligence | Male | 0 | 0 | 0 | 0 | 0 | 0 | 0 |
| | Female | 0 | 0 | 0 | 0 | 0 | 0 | 0 |
| Rape | Male | 0 | 0 | 0 | 0 | 0 | 0 | 0 |
| | Female | 0 | 0 | 0 | 0 | 0 | 0 | 0 |
| Robbery | Male | 0 | 0 | 0 | 0 | 0 | 0 | 0 |
| | Female | 0 | 0 | 0 | 0 | 0 | 0 | 0 |
| Aggravated Assault (Return A - 4a-d) | Male | 0 | 0 | 0 | 0 | 0 | 0 | 0 |
| | Female | 0 | 0 | 0 | 0 | 0 | 0 | 0 |
| Burglary - Breaking or Entering | Male | 0 | 0 | 0 | 0 | 0 | 0 | 0 |
| | Female | 0 | 0 | 0 | 0 | 0 | 0 | 0 |
| Larceny - Theft (Except Motor Vehicle Theft) | Male | 0 | 0 | 0 | 0 | 0 | 0 | 0 |
| | Female | 0 | 0 | 0 | 0 | 0 | 0 | 0 |
| Motor Vehicle Theft | Male | 0 | 0 | 0 | 0 | 0 | 0 | 0 |
| | Female | 0 | 0 | 0 | 0 | 0 | 0 | 0 |
| Arson | Male | 0 | 0 | 0 | 0 | 0 | 0 | 0 |
| | Female | 0 | 0 | 0 | 0 | 0 | 0 | 0 |
| Total Index Crimes Violations: | | | | | | | | |
| | Male | 0 | 0 | 0 | 0 | 0 | 0 | 0 |
| | Female | 0 | 0 | 0 | 0 | 0 | 0 | 0 |

| Other Offenses: | | 18 | 19 | 20 | 21 | 22 | 23 | 24 |
|--|---------------|----------|----------|----------|----------|----------|----------|----------|
| Other Assaults (Return A - 4e) | Male | 0 | 0 | 0 | 0 | 0 | 0 | 0 |
| | Female | 0 | 0 | 0 | 0 | 0 | 0 | 0 |
| Forgery and Counterfeiting | Male | 0 | 0 | 0 | 0 | 0 | 0 | 0 |
| | Female | 0 | 0 | 0 | 0 | 0 | 0 | 0 |
| Fraud | Male | 0 | 0 | 0 | 0 | 0 | 0 | 0 |
| | Female | 0 | 0 | 0 | 0 | 0 | 0 | 0 |
| Embezzlement | Male | 0 | 0 | 0 | 0 | 0 | 0 | 0 |
| | Female | 0 | 0 | 0 | 0 | 0 | 0 | 0 |
| Stolen Property; Buying, Receiving, Possessing | Male | 0 | 0 | 0 | 0 | 0 | 0 | 0 |
| | Female | 0 | 0 | 0 | 0 | 0 | 0 | 0 |
| Vandalism | Male | 0 | 0 | 0 | 0 | 0 | 0 | 0 |
| | Female | 0 | 0 | 0 | 0 | 0 | 0 | 0 |
| Weapons; Carrying, Possessing, etc. | Male | 0 | 0 | 0 | 0 | 0 | 0 | 0 |
| | Female | 0 | 0 | 0 | 0 | 0 | 0 | 0 |
| Total Other Offense Violations: | | | | | | | | |
| | Male | 0 | 0 | 0 | 0 | 0 | 0 | 0 |
| | Female | 0 | 0 | 0 | 0 | 0 | 0 | 0 |

| Prostitution and Commercialized Vice: | | 18 | 19 | 20 | 21 | 22 | 23 | 24 |
|---|---------------|----------|----------|----------|----------|----------|----------|----------|
| Prostitution | Male | 0 | 0 | 0 | 0 | 0 | 0 | 0 |
| | Female | 0 | 0 | 0 | 0 | 0 | 0 | 0 |
| Assisting or Promoting Prostitution | Male | 0 | 0 | 0 | 0 | 0 | 0 | 0 |
| | Female | 0 | 0 | 0 | 0 | 0 | 0 | 0 |
| Purchasing Prostitution | Male | 0 | 0 | 0 | 0 | 0 | 0 | 0 |
| | Female | 0 | 0 | 0 | 0 | 0 | 0 | 0 |
| Sex Offenses (Except Forcible Rape and Prostitution) | Male | 0 | 0 | 0 | 0 | 0 | 0 | 0 |
| | Female | 0 | 0 | 0 | 0 | 0 | 0 | 0 |
| Total Prostitution & Commercialized Vice Violations: | | | | | | | | |
| | Male | 0 | 0 | 0 | 0 | 0 | 0 | 0 |
| | Female | 0 | 0 | 0 | 0 | 0 | 0 | 0 |

2016 Esmeralda County Arrests - Adult
18 - 24 Years of Age

Drug Abuse Violations:

| Sale/Manufacturing: | | 18 | 19 | 20 | 21 | 22 | 23 | 24 |
|--|--------|-----------|-----------|-----------|-----------|-----------|-----------|-----------|
| Opium or Cocaine and Their Derivatives (Morphine, Heroin, Codeine) | Male | 0 | 0 | 0 | 0 | 0 | 0 | 0 |
| | Female | 0 | 0 | 0 | 0 | 0 | 0 | 0 |
| Marijuana | Male | 0 | 0 | 0 | 0 | 0 | 0 | 0 |
| | Female | 0 | 0 | 0 | 0 | 0 | 0 | 0 |
| Synthetic Narcotics - Manufactured Narcotics Which Can Cause True Drug Addiction (Demerol, Methadones) | Male | 1 | 0 | 0 | 0 | 0 | 0 | 0 |
| | Female | 0 | 0 | 0 | 0 | 0 | 0 | 0 |
| Other - Dangerous Nonnarcotic Drugs (Barbiturates, Benzedrine) | Male | 0 | 0 | 0 | 0 | 0 | 0 | 0 |
| | Female | 0 | 0 | 0 | 0 | 0 | 0 | 0 |
| Possession: | | | | | | | | |
| Opium or Cocaine and Their Derivatives (Morphine, Heroin, Codeine) | Male | 0 | 0 | 0 | 0 | 0 | 0 | 0 |
| | Female | 0 | 0 | 0 | 0 | 0 | 0 | 0 |
| Marijuana | Male | 0 | 0 | 0 | 0 | 0 | 2 | 0 |
| | Female | 0 | 0 | 0 | 0 | 0 | 0 | 0 |
| Synthetic Narcotics - Manufactured Narcotics Which Can Cause True Drug Addiction (Demerol, Methadones) | Male | 0 | 0 | 0 | 0 | 0 | 0 | 0 |
| | Female | 0 | 0 | 0 | 0 | 0 | 0 | 0 |
| Other - Dangerous Nonnarcotic Drugs (Barbiturates, Benzedrine) | Male | 0 | 0 | 0 | 0 | 0 | 0 | 0 |
| | Female | 0 | 0 | 0 | 0 | 0 | 1 | 0 |
| Total Drug Abuse Violations: | | | | | | | | |
| | Male | 1 | 0 | 0 | 0 | 0 | 2 | 0 |
| | Female | 0 | 0 | 0 | 0 | 0 | 1 | 0 |

Gambling:

| | | 18 | 19 | 20 | 21 | 22 | 23 | 24 |
|-----------------------------------|--------|-----------|-----------|-----------|-----------|-----------|-----------|-----------|
| Bookmaking (Horse and Sport Book) | Male | 0 | 0 | 0 | 0 | 0 | 0 | 0 |
| | Female | 0 | 0 | 0 | 0 | 0 | 0 | 0 |
| Numbers and Lottery | Male | 0 | 0 | 0 | 0 | 0 | 0 | 0 |
| | Female | 0 | 0 | 0 | 0 | 0 | 0 | 0 |
| All Other Gambling | Male | 0 | 0 | 0 | 0 | 0 | 0 | 0 |
| | Female | 0 | 0 | 0 | 0 | 0 | 0 | 0 |
| Total Gambling Violations: | | | | | | | | |
| | Male | 0 | 0 | 0 | 0 | 0 | 0 | 0 |
| | Female | 0 | 0 | 0 | 0 | 0 | 0 | 0 |

Miscellaneous:

| | | 18 | 19 | 20 | 21 | 22 | 23 | 24 |
|--|--------|-----------|-----------|-----------|-----------|-----------|-----------|-----------|
| Offenses Against the Family and Children | Male | 0 | 0 | 0 | 0 | 0 | 0 | 0 |
| | Female | 0 | 0 | 0 | 0 | 0 | 0 | 0 |
| Driving Under the Influence | Male | 0 | 0 | 1 | 0 | 0 | 1 | 0 |
| | Female | 0 | 0 | 0 | 0 | 0 | 0 | 0 |
| Liquor Laws | Male | 0 | 0 | 0 | 0 | 0 | 0 | 0 |
| | Female | 0 | 0 | 0 | 0 | 0 | 0 | 0 |
| Drunkenness | Male | 0 | 0 | 0 | 0 | 0 | 0 | 0 |
| | Female | 0 | 0 | 0 | 0 | 0 | 0 | 0 |
| Disorderly Conduct | Male | 0 | 0 | 0 | 0 | 0 | 0 | 0 |
| | Female | 0 | 0 | 0 | 0 | 0 | 0 | 0 |
| Vagrancy | Male | 0 | 0 | 0 | 0 | 0 | 0 | 0 |
| | Female | 0 | 0 | 0 | 0 | 0 | 0 | 0 |
| All Other Offenses (Except Traffic) | Male | 0 | 1 | 2 | 1 | 1 | 1 | 1 |
| | Female | 0 | 0 | 0 | 0 | 0 | 0 | 0 |
| Suspicion | Male | 0 | 0 | 0 | 0 | 0 | 0 | 0 |
| | Female | 0 | 0 | 0 | 0 | 0 | 0 | 0 |
| Total Miscellaneous Violations: | | | | | | | | |
| | Male | 0 | 1 | 3 | 1 | 1 | 2 | 1 |
| | Female | 0 | 0 | 0 | 0 | 0 | 0 | 0 |

Human Trafficking:

| | | 18 | 19 | 20 | 21 | 22 | 23 | 24 |
|--|--------|-----------|-----------|-----------|-----------|-----------|-----------|-----------|
| Human Trafficking/ Commercial Sex Acts | Male | 0 | 0 | 0 | 0 | 0 | 0 | 0 |
| | Female | 0 | 0 | 0 | 0 | 0 | 0 | 0 |
| Human Trafficking/ Involuntary Servitude | Male | 0 | 0 | 0 | 0 | 0 | 0 | 0 |
| | Female | 0 | 0 | 0 | 0 | 0 | 0 | 0 |
| Total Human Trafficking Violations: | | | | | | | | |
| | Male | 0 | 0 | 0 | 0 | 0 | 0 | 0 |
| | Female | 0 | 0 | 0 | 0 | 0 | 0 | 0 |

2016 Eureka County Arrests - Adult
18 - 24 Years of Age

| Index Crime: | | 18 | 19 | 20 | 21 | 22 | 23 | 24 |
|--|--------|----|----|----|----|----|----|----|
| Murder and Nonnegligent Manslaughter | Male | 0 | 0 | 0 | 0 | 0 | 0 | 0 |
| | Female | 0 | 0 | 0 | 0 | 0 | 0 | 0 |
| Manslaughter by Negligence | Male | 0 | 0 | 0 | 0 | 0 | 0 | 0 |
| | Female | 0 | 0 | 0 | 0 | 0 | 0 | 0 |
| Rape | Male | 0 | 0 | 0 | 0 | 0 | 0 | 0 |
| | Female | 0 | 0 | 0 | 0 | 0 | 0 | 0 |
| Robbery | Male | 0 | 0 | 0 | 0 | 0 | 0 | 0 |
| | Female | 0 | 0 | 0 | 0 | 0 | 0 | 0 |
| Aggravated Assault (Return A - 4a-d) | Male | 0 | 0 | 0 | 0 | 0 | 0 | 0 |
| | Female | 0 | 0 | 0 | 1 | 0 | 0 | 0 |
| Burglary - Breaking or Entering | Male | 0 | 0 | 0 | 0 | 0 | 0 | 0 |
| | Female | 0 | 0 | 0 | 0 | 0 | 0 | 0 |
| Larceny - Theft (Except Motor Vehicle Theft) | Male | 0 | 0 | 0 | 0 | 0 | 0 | 0 |
| | Female | 0 | 0 | 0 | 0 | 0 | 0 | 0 |
| Motor Vehicle Theft | Male | 0 | 0 | 0 | 0 | 0 | 0 | 0 |
| | Female | 0 | 0 | 0 | 0 | 0 | 0 | 0 |
| Arson | Male | 0 | 0 | 0 | 0 | 0 | 0 | 0 |
| | Female | 0 | 0 | 0 | 0 | 0 | 0 | 0 |
| Total Index Crimes Violations: Male | | 0 | 0 | 0 | 0 | 0 | 0 | 0 |
| Female | | 0 | 0 | 0 | 1 | 0 | 0 | 0 |

| Other Offenses: | | 18 | 19 | 20 | 21 | 22 | 23 | 24 |
|--|--------|----|----|----|----|----|----|----|
| Other Assaults (Return A - 4e) | Male | 0 | 0 | 0 | 0 | 0 | 0 | 0 |
| | Female | 0 | 0 | 0 | 0 | 0 | 0 | 0 |
| Forgery and Counterfeiting | Male | 0 | 0 | 0 | 0 | 0 | 0 | 0 |
| | Female | 0 | 0 | 0 | 0 | 0 | 0 | 0 |
| Fraud | Male | 0 | 0 | 0 | 0 | 0 | 0 | 0 |
| | Female | 0 | 0 | 0 | 0 | 0 | 0 | 0 |
| Embezzlement | Male | 0 | 0 | 0 | 0 | 0 | 0 | 0 |
| | Female | 0 | 0 | 0 | 0 | 0 | 0 | 0 |
| Stolen Property; Buying, Receiving, Possessing | Male | 0 | 0 | 0 | 0 | 0 | 0 | 0 |
| | Female | 0 | 0 | 0 | 0 | 0 | 0 | 0 |
| Vandalism | Male | 0 | 0 | 0 | 0 | 0 | 0 | 0 |
| | Female | 0 | 0 | 0 | 0 | 0 | 0 | 0 |
| Weapons; Carrying, Possessing, etc. | Male | 0 | 0 | 0 | 0 | 0 | 0 | 0 |
| | Female | 0 | 0 | 0 | 0 | 0 | 0 | 0 |
| Total Other Offense Violations: Male | | 0 | 0 | 0 | 0 | 0 | 0 | 0 |
| Female | | 0 | 0 | 0 | 0 | 0 | 0 | 0 |

| Prostitution and Commercialized Vice: | | 18 | 19 | 20 | 21 | 22 | 23 | 24 |
|---|--------|----|----|----|----|----|----|----|
| Prostitution | Male | 0 | 0 | 0 | 0 | 0 | 0 | 0 |
| | Female | 0 | 0 | 0 | 0 | 0 | 0 | 0 |
| Assisting or Promoting Prostitution | Male | 0 | 0 | 0 | 0 | 0 | 0 | 0 |
| | Female | 0 | 0 | 0 | 0 | 0 | 0 | 0 |
| Purchasing Prostitution | Male | 0 | 0 | 0 | 0 | 0 | 0 | 0 |
| | Female | 0 | 0 | 0 | 0 | 0 | 0 | 0 |
| Sex Offenses (Except Forcible Rape and Prostitution) | Male | 0 | 0 | 0 | 0 | 0 | 0 | 0 |
| | Female | 0 | 0 | 0 | 0 | 0 | 0 | 0 |
| Total Prostitution & Commercialized Vice Violations: Male | | 0 | 0 | 0 | 0 | 0 | 0 | 0 |
| Female | | 0 | 0 | 0 | 0 | 0 | 0 | 0 |

2016 Eureka County Arrests - Adult
18 - 24 Years of Age

Drug Abuse Violations:

| Sale/Manufacturing: | | 18 | 19 | 20 | 21 | 22 | 23 | 24 |
|--|--------|-----------|-----------|-----------|-----------|-----------|-----------|-----------|
| Opium or Cocaine and Their Derivatives (Morphine, Heroin, Codeine) | Male | 0 | 0 | 0 | 0 | 0 | 0 | 0 |
| | Female | 0 | 0 | 0 | 0 | 0 | 0 | 0 |
| Marijuana | Male | 0 | 0 | 0 | 0 | 0 | 0 | 0 |
| | Female | 0 | 0 | 0 | 0 | 0 | 0 | 0 |
| Synthetic Narcotics - Manufactured Narcotics Which Can Cause True Drug Addiction (Demerol, Methadones) | Male | 0 | 0 | 0 | 0 | 0 | 0 | 0 |
| | Female | 0 | 0 | 0 | 0 | 0 | 0 | 0 |
| Other - Dangerous Nonnarcotic Drugs (Barbiturates, Benzedrine) | Male | 0 | 0 | 0 | 0 | 0 | 0 | 0 |
| | Female | 0 | 0 | 0 | 0 | 0 | 0 | 0 |
| Possession: | | | | | | | | |
| Opium or Cocaine and Their Derivatives (Morphine, Heroin, Codeine) | Male | 0 | 0 | 0 | 0 | 0 | 0 | 0 |
| | Female | 0 | 0 | 0 | 0 | 0 | 0 | 0 |
| Marijuana | Male | 0 | 1 | 0 | 0 | 1 | 0 | 0 |
| | Female | 0 | 0 | 0 | 0 | 0 | 0 | 0 |
| Synthetic Narcotics - Manufactured Narcotics Which Can Cause True Drug Addiction (Demerol, Methadones) | Male | 0 | 0 | 0 | 0 | 0 | 0 | 0 |
| | Female | 0 | 0 | 0 | 0 | 0 | 0 | 0 |
| Other - Dangerous Nonnarcotic Drugs (Barbiturates, Benzedrine) | Male | 0 | 0 | 0 | 0 | 0 | 0 | 0 |
| | Female | 0 | 0 | 0 | 0 | 0 | 0 | 0 |
| Total Drug Abuse Violations: | | | | | | | | |
| | Male | 0 | 1 | 0 | 0 | 1 | 0 | 0 |
| | Female | 0 | 0 | 0 | 0 | 0 | 0 | 0 |

Gambling:

| | | 18 | 19 | 20 | 21 | 22 | 23 | 24 |
|-----------------------------------|--------|-----------|-----------|-----------|-----------|-----------|-----------|-----------|
| Bookmaking (Horse and Sport Book) | Male | 0 | 0 | 0 | 0 | 0 | 0 | 0 |
| | Female | 0 | 0 | 0 | 0 | 0 | 0 | 0 |
| Numbers and Lottery | Male | 0 | 0 | 0 | 0 | 0 | 0 | 0 |
| | Female | 0 | 0 | 0 | 0 | 0 | 0 | 0 |
| All Other Gambling | Male | 0 | 0 | 0 | 0 | 0 | 0 | 0 |
| | Female | 0 | 0 | 0 | 0 | 0 | 0 | 0 |
| Total Gambling Violations: | | | | | | | | |
| | Male | 0 | 0 | 0 | 0 | 0 | 0 | 0 |
| | Female | 0 | 0 | 0 | 0 | 0 | 0 | 0 |

Miscellaneous:

| | | 18 | 19 | 20 | 21 | 22 | 23 | 24 |
|--|--------|-----------|-----------|-----------|-----------|-----------|-----------|-----------|
| Offenses Against the Family and Children | Male | 0 | 0 | 0 | 0 | 0 | 0 | 0 |
| | Female | 0 | 0 | 0 | 0 | 0 | 0 | 0 |
| Driving Under the Influence | Male | 0 | 0 | 2 | 0 | 0 | 0 | 0 |
| | Female | 0 | 0 | 0 | 0 | 0 | 0 | 0 |
| Liquor Laws | Male | 0 | 0 | 0 | 0 | 0 | 0 | 0 |
| | Female | 0 | 0 | 0 | 0 | 0 | 0 | 0 |
| Drunkenness | Male | 0 | 0 | 0 | 0 | 0 | 0 | 0 |
| | Female | 0 | 0 | 0 | 0 | 0 | 0 | 0 |
| Disorderly Conduct | Male | 0 | 0 | 0 | 0 | 0 | 0 | 0 |
| | Female | 0 | 0 | 0 | 0 | 0 | 0 | 0 |
| Vagrancy | Male | 0 | 0 | 0 | 0 | 0 | 0 | 0 |
| | Female | 0 | 0 | 0 | 0 | 0 | 0 | 0 |
| All Other Offenses (Except Traffic) | Male | 0 | 0 | 0 | 1 | 0 | 0 | 0 |
| | Female | 0 | 0 | 0 | 0 | 0 | 0 | 0 |
| Suspicion | Male | 0 | 0 | 0 | 0 | 0 | 0 | 0 |
| | Female | 0 | 0 | 0 | 0 | 0 | 0 | 0 |
| Total Miscellaneous Violations: | | | | | | | | |
| | Male | 0 | 0 | 2 | 1 | 0 | 0 | 0 |
| | Female | 0 | 0 | 0 | 0 | 0 | 0 | 0 |

Human Trafficking:

| | | 18 | 19 | 20 | 21 | 22 | 23 | 24 |
|--|--------|-----------|-----------|-----------|-----------|-----------|-----------|-----------|
| Human Trafficking/ Commercial Sex Acts | Male | 0 | 0 | 0 | 0 | 0 | 0 | 0 |
| | Female | 0 | 0 | 0 | 0 | 0 | 0 | 0 |
| Human Trafficking/ Involuntary Servitude | Male | 0 | 0 | 0 | 0 | 0 | 0 | 0 |
| | Female | 0 | 0 | 0 | 0 | 0 | 0 | 0 |
| Total Human Trafficking Violations: | | | | | | | | |
| | Male | 0 | 0 | 0 | 0 | 0 | 0 | 0 |
| | Female | 0 | 0 | 0 | 0 | 0 | 0 | 0 |

2016 Humboldt County Arrests - Adult
18 - 24 Years of Age

| Index Crime: | | 18 | 19 | 20 | 21 | 22 | 23 | 24 |
|--|--------|----|----|----|----|----|----|----|
| Murder and Nonnegligent Manslaughter | Male | 0 | 0 | 0 | 0 | 0 | 0 | 0 |
| | Female | 0 | 0 | 0 | 0 | 0 | 0 | 0 |
| Manslaughter by Negligence | Male | 0 | 0 | 0 | 0 | 0 | 0 | 0 |
| | Female | 0 | 0 | 0 | 0 | 0 | 0 | 0 |
| Rape | Male | 0 | 0 | 0 | 0 | 0 | 0 | 0 |
| | Female | 0 | 0 | 0 | 0 | 0 | 0 | 0 |
| Robbery | Male | 0 | 0 | 0 | 0 | 0 | 0 | 0 |
| | Female | 0 | 0 | 0 | 0 | 0 | 0 | 0 |
| Aggravated Assault (Return A - 4a-d) | Male | 0 | 0 | 0 | 0 | 0 | 0 | 0 |
| | Female | 0 | 0 | 0 | 0 | 0 | 0 | 0 |
| Burglary - Breaking or Entering | Male | 1 | 0 | 0 | 0 | 0 | 0 | 0 |
| | Female | 0 | 0 | 0 | 0 | 0 | 0 | 0 |
| Larceny - Theft (Except Motor Vehicle Theft) | Male | 0 | 2 | 0 | 2 | 0 | 0 | 3 |
| | Female | 0 | 3 | 2 | 1 | 0 | 1 | 2 |
| Motor Vehicle Theft | Male | 0 | 0 | 0 | 0 | 0 | 0 | 0 |
| | Female | 0 | 0 | 0 | 0 | 0 | 0 | 0 |
| Arson | Male | 0 | 0 | 0 | 0 | 0 | 0 | 0 |
| | Female | 0 | 0 | 0 | 0 | 0 | 0 | 0 |
| Total Index Crimes Violations: | | | | | | | | |
| | Male | 1 | 2 | 0 | 2 | 0 | 0 | 3 |
| | Female | 0 | 3 | 2 | 1 | 0 | 1 | 2 |

| Other Offenses: | | 18 | 19 | 20 | 21 | 22 | 23 | 24 |
|--|--------|----|----|----|----|----|----|----|
| Other Assaults (Return A - 4e) | Male | 1 | 1 | 4 | 1 | 2 | 1 | 1 |
| | Female | 0 | 0 | 1 | 1 | 0 | 0 | 1 |
| Forgery and Counterfeiting | Male | 0 | 0 | 0 | 0 | 0 | 0 | 0 |
| | Female | 0 | 0 | 0 | 0 | 0 | 0 | 0 |
| Fraud | Male | 0 | 0 | 0 | 0 | 0 | 0 | 0 |
| | Female | 0 | 0 | 0 | 0 | 1 | 0 | 0 |
| Embezzlement | Male | 0 | 0 | 0 | 0 | 0 | 0 | 0 |
| | Female | 0 | 1 | 0 | 0 | 0 | 0 | 0 |
| Stolen Property; Buying, Receiving, Possessing | Male | 0 | 0 | 0 | 0 | 0 | 0 | 0 |
| | Female | 0 | 0 | 0 | 0 | 1 | 0 | 0 |
| Vandalism | Male | 0 | 0 | 0 | 0 | 0 | 0 | 0 |
| | Female | 0 | 0 | 0 | 0 | 0 | 0 | 0 |
| Weapons; Carrying, Possessing, etc. | Male | 0 | 0 | 0 | 0 | 0 | 0 | 0 |
| | Female | 0 | 0 | 0 | 0 | 0 | 0 | 0 |
| Total Other Offense Violations: | | | | | | | | |
| | Male | 1 | 1 | 4 | 1 | 2 | 1 | 1 |
| | Female | 0 | 1 | 1 | 1 | 2 | 0 | 1 |

| Prostitution and Commercialized Vice: | | 18 | 19 | 20 | 21 | 22 | 23 | 24 |
|--|--------|----|----|----|----|----|----|----|
| Prostitution | Male | 0 | 0 | 0 | 0 | 0 | 0 | 0 |
| | Female | 0 | 0 | 0 | 0 | 0 | 0 | 0 |
| Assisting or Promoting Prostitution | Male | 0 | 0 | 0 | 0 | 0 | 0 | 0 |
| | Female | 0 | 0 | 0 | 0 | 0 | 0 | 0 |
| Purchasing Prostitution | Male | 0 | 0 | 0 | 0 | 0 | 0 | 0 |
| | Female | 0 | 0 | 0 | 0 | 0 | 0 | 0 |
| Sex Offenses (Except Forcible Rape and Prostitution) | Male | 1 | 0 | 0 | 0 | 0 | 0 | 0 |
| | Female | 0 | 0 | 0 | 0 | 0 | 0 | 0 |
| Total Prostitution & Commercialized Vice Violations: | | | | | | | | |
| | Male | 1 | 0 | 0 | 0 | 0 | 0 | 0 |
| | Female | 0 | 0 | 0 | 0 | 0 | 0 | 0 |

2016 Humboldt County Arrests - Adult
18 - 24 Years of Age

Drug Abuse Violations:

| Sale/Manufacturing: | | 18 | 19 | 20 | 21 | 22 | 23 | 24 |
|--|--------|-----------|-----------|-----------|-----------|-----------|-----------|-----------|
| Opium or Cocaine and Their Derivatives (Morphine, Heroin, Codeine) | Male | 0 | 0 | 0 | 0 | 0 | 0 | 0 |
| | Female | 0 | 0 | 0 | 0 | 0 | 0 | 0 |
| Marijuana | Male | 0 | 0 | 0 | 0 | 0 | 0 | 0 |
| | Female | 0 | 0 | 0 | 0 | 0 | 0 | 0 |
| Synthetic Narcotics - Manufactured Narcotics Which Can Cause True Drug Addiction (Demerol, Methadones) | Male | 0 | 0 | 0 | 1 | 0 | 1 | 0 |
| | Female | 0 | 0 | 0 | 0 | 0 | 0 | 0 |
| Other - Dangerous Nonnarcotic Drugs (Barbiturates, Benzedrine) | Male | 0 | 0 | 0 | 0 | 0 | 0 | 0 |
| | Female | 0 | 0 | 0 | 0 | 0 | 0 | 0 |
| Possession: | | | | | | | | |
| Opium or Cocaine and Their Derivatives (Morphine, Heroin, Codeine) | Male | 0 | 0 | 0 | 1 | 0 | 0 | 0 |
| | Female | 0 | 0 | 0 | 0 | 0 | 0 | 0 |
| Marijuana | Male | 0 | 2 | 1 | 0 | 0 | 0 | 1 |
| | Female | 0 | 0 | 1 | 0 | 0 | 0 | 0 |
| Synthetic Narcotics - Manufactured Narcotics Which Can Cause True Drug Addiction (Demerol, Methadones) | Male | 0 | 0 | 0 | 1 | 0 | 0 | 0 |
| | Female | 0 | 0 | 0 | 0 | 0 | 0 | 0 |
| Other - Dangerous Nonnarcotic Drugs (Barbiturates, Benzedrine) | Male | 0 | 0 | 0 | 0 | 0 | 0 | 0 |
| | Female | 0 | 0 | 0 | 0 | 0 | 0 | 0 |
| Total Drug Abuse Violations: | | | | | | | | |
| | Male | 0 | 2 | 1 | 3 | 0 | 1 | 1 |
| | Female | 0 | 0 | 1 | 0 | 0 | 0 | 0 |

Gambling:

| | | 18 | 19 | 20 | 21 | 22 | 23 | 24 |
|-----------------------------------|--------|-----------|-----------|-----------|-----------|-----------|-----------|-----------|
| Bookmaking (Horse and Sport Book) | Male | 0 | 0 | 0 | 0 | 0 | 0 | 0 |
| | Female | 0 | 0 | 0 | 0 | 0 | 0 | 0 |
| Numbers and Lottery | Male | 0 | 0 | 0 | 0 | 0 | 0 | 0 |
| | Female | 0 | 0 | 0 | 0 | 0 | 0 | 0 |
| All Other Gambling | Male | 0 | 0 | 0 | 0 | 0 | 0 | 0 |
| | Female | 0 | 0 | 0 | 0 | 0 | 0 | 0 |
| Total Gambling Violations: | | | | | | | | |
| | Male | 0 | 0 | 0 | 0 | 0 | 0 | 0 |
| | Female | 0 | 0 | 0 | 0 | 0 | 0 | 0 |

Miscellaneous:

| | | 18 | 19 | 20 | 21 | 22 | 23 | 24 |
|--|--------|-----------|-----------|-----------|-----------|-----------|-----------|-----------|
| Offenses Against the Family and Children | Male | 0 | 1 | 0 | 0 | 0 | 1 | 0 |
| | Female | 0 | 0 | 0 | 0 | 0 | 0 | 0 |
| Driving Under the Influence | Male | 0 | 1 | 0 | 3 | 1 | 0 | 2 |
| | Female | 0 | 0 | 0 | 0 | 0 | 0 | 0 |
| Liquor Laws | Male | 0 | 1 | 0 | 0 | 0 | 0 | 0 |
| | Female | 0 | 0 | 0 | 0 | 0 | 0 | 0 |
| Drunkenness | Male | 0 | 0 | 0 | 0 | 0 | 0 | 0 |
| | Female | 0 | 0 | 0 | 0 | 0 | 0 | 0 |
| Disorderly Conduct | Male | 0 | 0 | 1 | 2 | 0 | 0 | 1 |
| | Female | 0 | 0 | 0 | 0 | 0 | 0 | 0 |
| Vagrancy | Male | 0 | 0 | 0 | 0 | 0 | 0 | 0 |
| | Female | 0 | 0 | 0 | 0 | 0 | 0 | 0 |
| All Other Offenses (Except Traffic) | Male | 2 | 4 | 4 | 4 | 1 | 2 | 2 |
| | Female | 0 | 0 | 2 | 1 | 2 | 1 | 2 |
| Suspicion | Male | 0 | 0 | 0 | 0 | 0 | 0 | 0 |
| | Female | 0 | 0 | 0 | 0 | 0 | 0 | 0 |
| Total Miscellaneous Violations: | | | | | | | | |
| | Male | 2 | 7 | 5 | 9 | 2 | 3 | 5 |
| | Female | 0 | 0 | 2 | 1 | 2 | 1 | 2 |

Human Trafficking:

| | | 18 | 19 | 20 | 21 | 22 | 23 | 24 |
|--|--------|-----------|-----------|-----------|-----------|-----------|-----------|-----------|
| Human Trafficking/ Commercial Sex Acts | Male | 0 | 0 | 0 | 0 | 0 | 0 | 0 |
| | Female | 0 | 0 | 0 | 0 | 0 | 0 | 0 |
| Human Trafficking/ Involuntary Servitude | Male | 0 | 0 | 0 | 0 | 0 | 0 | 0 |
| | Female | 0 | 0 | 0 | 0 | 0 | 0 | 0 |
| Total Human Trafficking Violations: | | | | | | | | |
| | Male | 0 | 0 | 0 | 0 | 0 | 0 | 0 |
| | Female | 0 | 0 | 0 | 0 | 0 | 0 | 0 |

2016 Humboldt County School District PD Arrests - Adult
18 - 24 Years of Age

| Index Crime: | | 18 | 19 | 20 | 21 | 22 | 23 | 24 |
|--|---------------|----------|----------|----------|----------|----------|----------|----------|
| Murder and Nonnegligent Manslaughter | Male | 0 | 0 | 0 | 0 | 0 | 0 | 0 |
| | Female | 0 | 0 | 0 | 0 | 0 | 0 | 0 |
| Manslaughter by Negligence | Male | 0 | 0 | 0 | 0 | 0 | 0 | 0 |
| | Female | 0 | 0 | 0 | 0 | 0 | 0 | 0 |
| Rape | Male | 0 | 0 | 0 | 0 | 0 | 0 | 0 |
| | Female | 0 | 0 | 0 | 0 | 0 | 0 | 0 |
| Robbery | Male | 0 | 0 | 0 | 0 | 0 | 0 | 0 |
| | Female | 0 | 0 | 0 | 0 | 0 | 0 | 0 |
| Aggravated Assault (Return A - 4a-d) | Male | 0 | 0 | 0 | 0 | 0 | 0 | 0 |
| | Female | 0 | 0 | 0 | 0 | 0 | 0 | 0 |
| Burglary - Breaking or Entering | Male | 0 | 0 | 0 | 0 | 0 | 0 | 0 |
| | Female | 0 | 0 | 0 | 0 | 0 | 0 | 0 |
| Larceny - Theft (Except Motor Vehicle Theft) | Male | 0 | 0 | 0 | 0 | 0 | 0 | 0 |
| | Female | 0 | 0 | 0 | 0 | 0 | 0 | 0 |
| Motor Vehicle Theft | Male | 0 | 0 | 0 | 0 | 0 | 0 | 0 |
| | Female | 0 | 0 | 0 | 0 | 0 | 0 | 0 |
| Arson | Male | 0 | 0 | 0 | 0 | 0 | 0 | 0 |
| | Female | 0 | 0 | 0 | 0 | 0 | 0 | 0 |
| Total Index Crimes Violations: | | | | | | | | |
| | Male | 0 | 0 | 0 | 0 | 0 | 0 | 0 |
| | Female | 0 | 0 | 0 | 0 | 0 | 0 | 0 |

| Other Offenses: | | 18 | 19 | 20 | 21 | 22 | 23 | 24 |
|--|---------------|----------|----------|----------|----------|----------|----------|----------|
| Other Assaults (Return A - 4e) | Male | 0 | 0 | 0 | 0 | 0 | 0 | 0 |
| | Female | 0 | 0 | 0 | 0 | 0 | 0 | 0 |
| Forgery and Counterfeiting | Male | 0 | 0 | 0 | 0 | 0 | 0 | 0 |
| | Female | 0 | 0 | 0 | 0 | 0 | 0 | 0 |
| Fraud | Male | 0 | 0 | 0 | 0 | 0 | 0 | 0 |
| | Female | 0 | 0 | 0 | 0 | 0 | 0 | 0 |
| Embezzlement | Male | 0 | 0 | 0 | 0 | 0 | 0 | 0 |
| | Female | 0 | 0 | 0 | 0 | 0 | 0 | 0 |
| Stolen Property; Buying, Receiving, Possessing | Male | 0 | 0 | 0 | 0 | 0 | 0 | 0 |
| | Female | 0 | 0 | 0 | 0 | 0 | 0 | 0 |
| Vandalism | Male | 0 | 0 | 0 | 0 | 0 | 0 | 0 |
| | Female | 0 | 0 | 0 | 0 | 0 | 0 | 0 |
| Weapons; Carrying, Possessing, etc. | Male | 0 | 0 | 0 | 0 | 0 | 0 | 0 |
| | Female | 0 | 0 | 0 | 0 | 0 | 0 | 0 |
| Total Other Offense Violations: | | | | | | | | |
| | Male | 0 | 0 | 0 | 0 | 0 | 0 | 0 |
| | Female | 0 | 0 | 0 | 0 | 0 | 0 | 0 |

| Prostitution and Commercialized Vice: | | 18 | 19 | 20 | 21 | 22 | 23 | 24 |
|---|---------------|----------|----------|----------|----------|----------|----------|----------|
| Prostitution | Male | 0 | 0 | 0 | 0 | 0 | 0 | 0 |
| | Female | 0 | 0 | 0 | 0 | 0 | 0 | 0 |
| Assisting or Promoting Prostitution | Male | 0 | 0 | 0 | 0 | 0 | 0 | 0 |
| | Female | 0 | 0 | 0 | 0 | 0 | 0 | 0 |
| Purchasing Prostitution | Male | 0 | 0 | 0 | 0 | 0 | 0 | 0 |
| | Female | 0 | 0 | 0 | 0 | 0 | 0 | 0 |
| Sex Offenses (Except Forcible Rape and Prostitution) | Male | 0 | 0 | 0 | 0 | 0 | 0 | 0 |
| | Female | 0 | 0 | 0 | 0 | 0 | 0 | 0 |
| Total Prostitution & Commercialized Vice Violations: | | | | | | | | |
| | Male | 0 | 0 | 0 | 0 | 0 | 0 | 0 |
| | Female | 0 | 0 | 0 | 0 | 0 | 0 | 0 |

2016 Humboldt County School District PD Arrests - Adult
18 - 24 Years of Age

Drug Abuse Violations:

| Sale/Manufacturing: | | 18 | 19 | 20 | 21 | 22 | 23 | 24 |
|--|--------|-----------|-----------|-----------|-----------|-----------|-----------|-----------|
| Opium or Cocaine and Their Derivatives (Morphine, Heroin, Codeine) | Male | 0 | 0 | 0 | 0 | 0 | 0 | 0 |
| | Female | 0 | 0 | 0 | 0 | 0 | 0 | 0 |
| Marijuana | Male | 0 | 0 | 0 | 0 | 0 | 0 | 0 |
| | Female | 0 | 0 | 0 | 0 | 0 | 0 | 0 |
| Synthetic Narcotics - Manufactured Narcotics Which Can Cause True Drug Addiction (Demerol, Methadones) | Male | 0 | 0 | 0 | 0 | 0 | 0 | 0 |
| | Female | 0 | 0 | 0 | 0 | 0 | 0 | 0 |
| Other - Dangerous Nonnarcotic Drugs (Barbiturates, Benzedrine) | Male | 0 | 0 | 0 | 0 | 0 | 0 | 0 |
| | Female | 0 | 0 | 0 | 0 | 0 | 0 | 0 |
| Possession: | | | | | | | | |
| Opium or Cocaine and Their Derivatives (Morphine, Heroin, Codeine) | Male | 0 | 0 | 0 | 0 | 0 | 0 | 0 |
| | Female | 0 | 0 | 0 | 0 | 0 | 0 | 0 |
| Marijuana | Male | 0 | 0 | 0 | 0 | 0 | 0 | 0 |
| | Female | 0 | 0 | 0 | 0 | 0 | 0 | 0 |
| Synthetic Narcotics - Manufactured Narcotics Which Can Cause True Drug Addiction (Demerol, Methadones) | Male | 0 | 0 | 0 | 0 | 0 | 0 | 0 |
| | Female | 0 | 0 | 0 | 0 | 0 | 0 | 0 |
| Other - Dangerous Nonnarcotic Drugs (Barbiturates, Benzedrine) | Male | 0 | 0 | 0 | 0 | 0 | 0 | 0 |
| | Female | 0 | 0 | 0 | 0 | 0 | 0 | 0 |
| Total Drug Abuse Violations: | | | | | | | | |
| | Male | 0 | 0 | 0 | 0 | 0 | 0 | 0 |
| | Female | 0 | 0 | 0 | 0 | 0 | 0 | 0 |

Gambling:

| | | 18 | 19 | 20 | 21 | 22 | 23 | 24 |
|-----------------------------------|--------|-----------|-----------|-----------|-----------|-----------|-----------|-----------|
| Bookmaking (Horse and Sport Book) | Male | 0 | 0 | 0 | 0 | 0 | 0 | 0 |
| | Female | 0 | 0 | 0 | 0 | 0 | 0 | 0 |
| Numbers and Lottery | Male | 0 | 0 | 0 | 0 | 0 | 0 | 0 |
| | Female | 0 | 0 | 0 | 0 | 0 | 0 | 0 |
| All Other Gambling | Male | 0 | 0 | 0 | 0 | 0 | 0 | 0 |
| | Female | 0 | 0 | 0 | 0 | 0 | 0 | 0 |
| Total Gambling Violations: | | | | | | | | |
| | Male | 0 | 0 | 0 | 0 | 0 | 0 | 0 |
| | Female | 0 | 0 | 0 | 0 | 0 | 0 | 0 |

Miscellaneous:

| | | 18 | 19 | 20 | 21 | 22 | 23 | 24 |
|--|--------|-----------|-----------|-----------|-----------|-----------|-----------|-----------|
| Offenses Against the Family and Children | Male | 0 | 0 | 0 | 0 | 0 | 0 | 0 |
| | Female | 0 | 0 | 0 | 0 | 0 | 0 | 0 |
| Driving Under the Influence | Male | 0 | 0 | 0 | 0 | 0 | 0 | 0 |
| | Female | 0 | 0 | 0 | 0 | 0 | 0 | 0 |
| Liquor Laws | Male | 0 | 0 | 0 | 0 | 0 | 0 | 0 |
| | Female | 0 | 0 | 0 | 0 | 0 | 0 | 0 |
| Drunkenness | Male | 0 | 0 | 0 | 0 | 0 | 0 | 0 |
| | Female | 0 | 0 | 0 | 0 | 0 | 0 | 0 |
| Disorderly Conduct | Male | 0 | 0 | 0 | 0 | 0 | 0 | 0 |
| | Female | 0 | 0 | 0 | 0 | 0 | 0 | 0 |
| Vagrancy | Male | 0 | 0 | 0 | 0 | 0 | 0 | 0 |
| | Female | 0 | 0 | 0 | 0 | 0 | 0 | 0 |
| All Other Offenses (Except Traffic) | Male | 0 | 0 | 0 | 0 | 0 | 0 | 0 |
| | Female | 0 | 0 | 0 | 0 | 0 | 0 | 0 |
| Suspicion | Male | 0 | 0 | 0 | 0 | 0 | 0 | 0 |
| | Female | 0 | 0 | 0 | 0 | 0 | 0 | 0 |
| Total Miscellaneous Violations: | | | | | | | | |
| | Male | 0 | 0 | 0 | 0 | 0 | 0 | 0 |
| | Female | 0 | 0 | 0 | 0 | 0 | 0 | 0 |

Human Trafficking:

| | | 18 | 19 | 20 | 21 | 22 | 23 | 24 |
|--|--------|-----------|-----------|-----------|-----------|-----------|-----------|-----------|
| Human Trafficking/ Commercial Sex Acts | Male | 0 | 0 | 0 | 0 | 0 | 0 | 0 |
| | Female | 0 | 0 | 0 | 0 | 0 | 0 | 0 |
| Human Trafficking/ Involuntary Servitude | Male | 0 | 0 | 0 | 0 | 0 | 0 | 0 |
| | Female | 0 | 0 | 0 | 0 | 0 | 0 | 0 |
| Total Human Trafficking Violations: | | | | | | | | |
| | Male | 0 | 0 | 0 | 0 | 0 | 0 | 0 |
| | Female | 0 | 0 | 0 | 0 | 0 | 0 | 0 |

2016 Humboldt County SO Arrests - Adult
18 - 24 Years of Age

| Index Crime: | | 18 | 19 | 20 | 21 | 22 | 23 | 24 |
|--|--------|----|----|----|----|----|----|----|
| Murder and Nonnegligent Manslaughter | Male | 0 | 0 | 0 | 0 | 0 | 0 | 0 |
| | Female | 0 | 0 | 0 | 0 | 0 | 0 | 0 |
| Manslaughter by Negligence | Male | 0 | 0 | 0 | 0 | 0 | 0 | 0 |
| | Female | 0 | 0 | 0 | 0 | 0 | 0 | 0 |
| Rape | Male | 0 | 0 | 0 | 0 | 0 | 0 | 0 |
| | Female | 0 | 0 | 0 | 0 | 0 | 0 | 0 |
| Robbery | Male | 0 | 0 | 0 | 0 | 0 | 0 | 0 |
| | Female | 0 | 0 | 0 | 0 | 0 | 0 | 0 |
| Aggravated Assault (Return A - 4a-d) | Male | 0 | 0 | 0 | 0 | 0 | 0 | 0 |
| | Female | 0 | 0 | 0 | 0 | 0 | 0 | 0 |
| Burglary - Breaking or Entering | Male | 0 | 0 | 0 | 0 | 0 | 0 | 0 |
| | Female | 0 | 0 | 0 | 0 | 0 | 0 | 0 |
| Larceny - Theft (Except Motor Vehicle Theft) | Male | 0 | 0 | 0 | 0 | 0 | 0 | 0 |
| | Female | 0 | 0 | 0 | 0 | 0 | 0 | 0 |
| Motor Vehicle Theft | Male | 0 | 0 | 0 | 0 | 0 | 0 | 0 |
| | Female | 0 | 0 | 0 | 0 | 0 | 0 | 0 |
| Arson | Male | 0 | 0 | 0 | 0 | 0 | 0 | 0 |
| | Female | 0 | 0 | 0 | 0 | 0 | 0 | 0 |
| Total Index Crimes Violations: Male | | 0 | 0 | 0 | 0 | 0 | 0 | 0 |
| Female | | 0 | 0 | 0 | 0 | 0 | 0 | 0 |

| Other Offenses: | | 18 | 19 | 20 | 21 | 22 | 23 | 24 |
|--|--------|----|----|----|----|----|----|----|
| Other Assaults (Return A - 4e) | Male | 1 | 0 | 4 | 0 | 1 | 1 | 0 |
| | Female | 0 | 0 | 1 | 1 | 0 | 0 | 0 |
| Forgery and Counterfeiting | Male | 0 | 0 | 0 | 0 | 0 | 0 | 0 |
| | Female | 0 | 0 | 0 | 0 | 0 | 0 | 0 |
| Fraud | Male | 0 | 0 | 0 | 0 | 0 | 0 | 0 |
| | Female | 0 | 0 | 0 | 0 | 1 | 0 | 0 |
| Embezzlement | Male | 0 | 0 | 0 | 0 | 0 | 0 | 0 |
| | Female | 0 | 0 | 0 | 0 | 0 | 0 | 0 |
| Stolen Property; Buying, Receiving, Possessing | Male | 0 | 0 | 0 | 0 | 0 | 0 | 0 |
| | Female | 0 | 0 | 0 | 0 | 0 | 0 | 0 |
| Vandalism | Male | 0 | 0 | 0 | 0 | 0 | 0 | 0 |
| | Female | 0 | 0 | 0 | 0 | 0 | 0 | 0 |
| Weapons; Carrying, Possessing, etc. | Male | 0 | 0 | 0 | 0 | 0 | 0 | 0 |
| | Female | 0 | 0 | 0 | 0 | 0 | 0 | 0 |
| Total Other Offense Violations: Male | | 1 | 0 | 4 | 0 | 1 | 1 | 0 |
| Female | | 0 | 0 | 1 | 1 | 1 | 0 | 0 |

| Prostitution and Commercialized Vice: | | 18 | 19 | 20 | 21 | 22 | 23 | 24 |
|---|--------|----|----|----|----|----|----|----|
| Prostitution | Male | 0 | 0 | 0 | 0 | 0 | 0 | 0 |
| | Female | 0 | 0 | 0 | 0 | 0 | 0 | 0 |
| Assisting or Promoting Prostitution | Male | 0 | 0 | 0 | 0 | 0 | 0 | 0 |
| | Female | 0 | 0 | 0 | 0 | 0 | 0 | 0 |
| Purchasing Prostitution | Male | 0 | 0 | 0 | 0 | 0 | 0 | 0 |
| | Female | 0 | 0 | 0 | 0 | 0 | 0 | 0 |
| Sex Offenses (Except Forcible Rape and Prostitution) | Male | 0 | 0 | 0 | 0 | 0 | 0 | 0 |
| | Female | 0 | 0 | 0 | 0 | 0 | 0 | 0 |
| Total Prostitution & Commercialized Vice Violations: Male | | 0 | 0 | 0 | 0 | 0 | 0 | 0 |
| Female | | 0 | 0 | 0 | 0 | 0 | 0 | 0 |

2016 Humboldt County SO Arrests - Adult
18 - 24 Years of Age

Drug Abuse Violations:

| Sale/Manufacturing: | | 18 | 19 | 20 | 21 | 22 | 23 | 24 |
|--|--------|-----------|-----------|-----------|-----------|-----------|-----------|-----------|
| Opium or Cocaine and Their Derivatives (Morphine, Heroin, Codeine) | Male | 0 | 0 | 0 | 0 | 0 | 0 | 0 |
| | Female | 0 | 0 | 0 | 0 | 0 | 0 | 0 |
| Marijuana | Male | 0 | 0 | 0 | 0 | 0 | 0 | 0 |
| | Female | 0 | 0 | 0 | 0 | 0 | 0 | 0 |
| Synthetic Narcotics - Manufactured Narcotics Which Can Cause True Drug Addiction (Demerol, Methadones) | Male | 0 | 0 | 0 | 0 | 0 | 0 | 0 |
| | Female | 0 | 0 | 0 | 0 | 0 | 0 | 0 |
| Other - Dangerous Nonnarcotic Drugs (Barbiturates, Benzedrine) | Male | 0 | 0 | 0 | 0 | 0 | 0 | 0 |
| | Female | 0 | 0 | 0 | 0 | 0 | 0 | 0 |
| Possession: | | | | | | | | |
| Opium or Cocaine and Their Derivatives (Morphine, Heroin, Codeine) | Male | 0 | 0 | 0 | 0 | 0 | 0 | 0 |
| | Female | 0 | 0 | 0 | 0 | 0 | 0 | 0 |
| Marijuana | Male | 0 | 0 | 0 | 0 | 0 | 0 | 0 |
| | Female | 0 | 0 | 0 | 0 | 0 | 0 | 0 |
| Synthetic Narcotics - Manufactured Narcotics Which Can Cause True Drug Addiction (Demerol, Methadones) | Male | 0 | 0 | 0 | 0 | 0 | 0 | 0 |
| | Female | 0 | 0 | 0 | 0 | 0 | 0 | 0 |
| Other - Dangerous Nonnarcotic Drugs (Barbiturates, Benzedrine) | Male | 0 | 0 | 0 | 0 | 0 | 0 | 0 |
| | Female | 0 | 0 | 0 | 0 | 0 | 0 | 0 |
| Total Drug Abuse Violations: | | | | | | | | |
| | Male | 0 | 0 | 0 | 0 | 0 | 0 | 0 |
| | Female | 0 | 0 | 0 | 0 | 0 | 0 | 0 |

Gambling:

| | | 18 | 19 | 20 | 21 | 22 | 23 | 24 |
|-----------------------------------|--------|-----------|-----------|-----------|-----------|-----------|-----------|-----------|
| Bookmaking (Horse and Sport Book) | Male | 0 | 0 | 0 | 0 | 0 | 0 | 0 |
| | Female | 0 | 0 | 0 | 0 | 0 | 0 | 0 |
| Numbers and Lottery | Male | 0 | 0 | 0 | 0 | 0 | 0 | 0 |
| | Female | 0 | 0 | 0 | 0 | 0 | 0 | 0 |
| All Other Gambling | Male | 0 | 0 | 0 | 0 | 0 | 0 | 0 |
| | Female | 0 | 0 | 0 | 0 | 0 | 0 | 0 |
| Total Gambling Violations: | | | | | | | | |
| | Male | 0 | 0 | 0 | 0 | 0 | 0 | 0 |
| | Female | 0 | 0 | 0 | 0 | 0 | 0 | 0 |

Miscellaneous:

| | | 18 | 19 | 20 | 21 | 22 | 23 | 24 |
|--|--------|-----------|-----------|-----------|-----------|-----------|-----------|-----------|
| Offenses Against the Family and Children | Male | 0 | 1 | 0 | 0 | 0 | 0 | 0 |
| | Female | 0 | 0 | 0 | 0 | 0 | 0 | 0 |
| Driving Under the Influence | Male | 0 | 1 | 0 | 2 | 1 | 0 | 0 |
| | Female | 0 | 0 | 0 | 0 | 0 | 0 | 0 |
| Liquor Laws | Male | 0 | 0 | 0 | 0 | 0 | 0 | 0 |
| | Female | 0 | 0 | 0 | 0 | 0 | 0 | 0 |
| Drunkenness | Male | 0 | 0 | 0 | 0 | 0 | 0 | 0 |
| | Female | 0 | 0 | 0 | 0 | 0 | 0 | 0 |
| Disorderly Conduct | Male | 0 | 0 | 0 | 0 | 0 | 0 | 0 |
| | Female | 0 | 0 | 0 | 0 | 0 | 0 | 0 |
| Vagrancy | Male | 0 | 0 | 0 | 0 | 0 | 0 | 0 |
| | Female | 0 | 0 | 0 | 0 | 0 | 0 | 0 |
| All Other Offenses (Except Traffic) | Male | 1 | 1 | 2 | 2 | 0 | 1 | 1 |
| | Female | 0 | 0 | 2 | 0 | 0 | 0 | 1 |
| Suspicion | Male | 0 | 0 | 0 | 0 | 0 | 0 | 0 |
| | Female | 0 | 0 | 0 | 0 | 0 | 0 | 0 |
| Total Miscellaneous Violations: | | | | | | | | |
| | Male | 1 | 3 | 2 | 4 | 1 | 1 | 1 |
| | Female | 0 | 0 | 2 | 0 | 0 | 0 | 1 |

Human Trafficking:

| | | 18 | 19 | 20 | 21 | 22 | 23 | 24 |
|--|--------|-----------|-----------|-----------|-----------|-----------|-----------|-----------|
| Human Trafficking/ Commercial Sex Acts | Male | 0 | 0 | 0 | 0 | 0 | 0 | 0 |
| | Female | 0 | 0 | 0 | 0 | 0 | 0 | 0 |
| Human Trafficking/ Involuntary Servitude | Male | 0 | 0 | 0 | 0 | 0 | 0 | 0 |
| | Female | 0 | 0 | 0 | 0 | 0 | 0 | 0 |
| Total Human Trafficking Violations: | | | | | | | | |
| | Male | 0 | 0 | 0 | 0 | 0 | 0 | 0 |
| | Female | 0 | 0 | 0 | 0 | 0 | 0 | 0 |

2016 Winnemucca PD Arrests - Adult
18 - 24 Years of Age

| Index Crime: | | 18 | 19 | 20 | 21 | 22 | 23 | 24 |
|--|--------|----|----|----|----|----|----|----|
| Murder and Nonnegligent Manslaughter | Male | 0 | 0 | 0 | 0 | 0 | 0 | 0 |
| | Female | 0 | 0 | 0 | 0 | 0 | 0 | 0 |
| Manslaughter by Negligence | Male | 0 | 0 | 0 | 0 | 0 | 0 | 0 |
| | Female | 0 | 0 | 0 | 0 | 0 | 0 | 0 |
| Rape | Male | 0 | 0 | 0 | 0 | 0 | 0 | 0 |
| | Female | 0 | 0 | 0 | 0 | 0 | 0 | 0 |
| Robbery | Male | 0 | 0 | 0 | 0 | 0 | 0 | 0 |
| | Female | 0 | 0 | 0 | 0 | 0 | 0 | 0 |
| Aggravated Assault (Return A - 4a-d) | Male | 0 | 0 | 0 | 0 | 0 | 0 | 0 |
| | Female | 0 | 0 | 0 | 0 | 0 | 0 | 0 |
| Burglary - Breaking or Entering | Male | 1 | 0 | 0 | 0 | 0 | 0 | 0 |
| | Female | 0 | 0 | 0 | 0 | 0 | 0 | 0 |
| Larceny - Theft (Except Motor Vehicle Theft) | Male | 0 | 2 | 0 | 2 | 0 | 0 | 3 |
| | Female | 0 | 3 | 2 | 1 | 0 | 1 | 2 |
| Motor Vehicle Theft | Male | 0 | 0 | 0 | 0 | 0 | 0 | 0 |
| | Female | 0 | 0 | 0 | 0 | 0 | 0 | 0 |
| Arson | Male | 0 | 0 | 0 | 0 | 0 | 0 | 0 |
| | Female | 0 | 0 | 0 | 0 | 0 | 0 | 0 |
| Total Index Crimes Violations: Male | | 1 | 2 | 0 | 2 | 0 | 0 | 3 |
| Female | | 0 | 3 | 2 | 1 | 0 | 1 | 2 |

| Other Offenses: | | 18 | 19 | 20 | 21 | 22 | 23 | 24 |
|--|--------|----|----|----|----|----|----|----|
| Other Assaults (Return A - 4e) | Male | 0 | 1 | 0 | 1 | 1 | 0 | 1 |
| | Female | 0 | 0 | 0 | 0 | 0 | 0 | 1 |
| Forgery and Counterfeiting | Male | 0 | 0 | 0 | 0 | 0 | 0 | 0 |
| | Female | 0 | 0 | 0 | 0 | 0 | 0 | 0 |
| Fraud | Male | 0 | 0 | 0 | 0 | 0 | 0 | 0 |
| | Female | 0 | 0 | 0 | 0 | 0 | 0 | 0 |
| Embezzlement | Male | 0 | 0 | 0 | 0 | 0 | 0 | 0 |
| | Female | 0 | 1 | 0 | 0 | 0 | 0 | 0 |
| Stolen Property; Buying, Receiving, Possessing | Male | 0 | 0 | 0 | 0 | 0 | 0 | 0 |
| | Female | 0 | 0 | 0 | 0 | 1 | 0 | 0 |
| Vandalism | Male | 0 | 0 | 0 | 0 | 0 | 0 | 0 |
| | Female | 0 | 0 | 0 | 0 | 0 | 0 | 0 |
| Weapons; Carrying, Possessing, etc. | Male | 0 | 0 | 0 | 0 | 0 | 0 | 0 |
| | Female | 0 | 0 | 0 | 0 | 0 | 0 | 0 |
| Total Other Offense Violations: Male | | 0 | 1 | 0 | 1 | 1 | 0 | 1 |
| Female | | 0 | 1 | 0 | 0 | 1 | 0 | 1 |

| Prostitution and Commercialized Vice: | | 18 | 19 | 20 | 21 | 22 | 23 | 24 |
|---|--------|----|----|----|----|----|----|----|
| Prostitution | Male | 0 | 0 | 0 | 0 | 0 | 0 | 0 |
| | Female | 0 | 0 | 0 | 0 | 0 | 0 | 0 |
| Assisting or Promoting Prostitution | Male | 0 | 0 | 0 | 0 | 0 | 0 | 0 |
| | Female | 0 | 0 | 0 | 0 | 0 | 0 | 0 |
| Purchasing Prostitution | Male | 0 | 0 | 0 | 0 | 0 | 0 | 0 |
| | Female | 0 | 0 | 0 | 0 | 0 | 0 | 0 |
| Sex Offenses (Except Forcible Rape and Prostitution) | Male | 1 | 0 | 0 | 0 | 0 | 0 | 0 |
| | Female | 0 | 0 | 0 | 0 | 0 | 0 | 0 |
| Total Prostitution & Commercialized Vice Violations: Male | | 1 | 0 | 0 | 0 | 0 | 0 | 0 |
| Female | | 0 | 0 | 0 | 0 | 0 | 0 | 0 |

2016 Winnemucca PD Arrests - Adult
18 - 24 Years of Age

Drug Abuse Violations:

| Sale/Manufacturing: | | 18 | 19 | 20 | 21 | 22 | 23 | 24 |
|--|--------|-----------|-----------|-----------|-----------|-----------|-----------|-----------|
| Opium or Cocaine and Their Derivatives (Morphine, Heroin, Codeine) | Male | 0 | 0 | 0 | 0 | 0 | 0 | 0 |
| | Female | 0 | 0 | 0 | 0 | 0 | 0 | 0 |
| Marijuana | Male | 0 | 0 | 0 | 0 | 0 | 0 | 0 |
| | Female | 0 | 0 | 0 | 0 | 0 | 0 | 0 |
| Synthetic Narcotics - Manufactured Narcotics Which Can Cause True Drug Addiction (Demerol, Methadones) | Male | 0 | 0 | 0 | 1 | 0 | 1 | 0 |
| | Female | 0 | 0 | 0 | 0 | 0 | 0 | 0 |
| Other - Dangerous Nonnarcotic Drugs (Barbiturates, Benzedrine) | Male | 0 | 0 | 0 | 0 | 0 | 0 | 0 |
| | Female | 0 | 0 | 0 | 0 | 0 | 0 | 0 |
| Possession: | | | | | | | | |
| Opium or Cocaine and Their Derivatives (Morphine, Heroin, Codeine) | Male | 0 | 0 | 0 | 1 | 0 | 0 | 0 |
| | Female | 0 | 0 | 0 | 0 | 0 | 0 | 0 |
| Marijuana | Male | 0 | 2 | 1 | 0 | 0 | 0 | 1 |
| | Female | 0 | 0 | 1 | 0 | 0 | 0 | 0 |
| Synthetic Narcotics - Manufactured Narcotics Which Can Cause True Drug Addiction (Demerol, Methadones) | Male | 0 | 0 | 0 | 1 | 0 | 0 | 0 |
| | Female | 0 | 0 | 0 | 0 | 0 | 0 | 0 |
| Other - Dangerous Nonnarcotic Drugs (Barbiturates, Benzedrine) | Male | 0 | 0 | 0 | 0 | 0 | 0 | 0 |
| | Female | 0 | 0 | 0 | 0 | 0 | 0 | 0 |
| Total Drug Abuse Violations: | | | | | | | | |
| | Male | 0 | 2 | 1 | 3 | 0 | 1 | 1 |
| | Female | 0 | 0 | 1 | 0 | 0 | 0 | 0 |

Gambling:

| | | 18 | 19 | 20 | 21 | 22 | 23 | 24 |
|-----------------------------------|--------|-----------|-----------|-----------|-----------|-----------|-----------|-----------|
| Bookmaking (Horse and Sport Book) | Male | 0 | 0 | 0 | 0 | 0 | 0 | 0 |
| | Female | 0 | 0 | 0 | 0 | 0 | 0 | 0 |
| Numbers and Lottery | Male | 0 | 0 | 0 | 0 | 0 | 0 | 0 |
| | Female | 0 | 0 | 0 | 0 | 0 | 0 | 0 |
| All Other Gambling | Male | 0 | 0 | 0 | 0 | 0 | 0 | 0 |
| | Female | 0 | 0 | 0 | 0 | 0 | 0 | 0 |
| Total Gambling Violations: | | | | | | | | |
| | Male | 0 | 0 | 0 | 0 | 0 | 0 | 0 |
| | Female | 0 | 0 | 0 | 0 | 0 | 0 | 0 |

Miscellaneous:

| | | 18 | 19 | 20 | 21 | 22 | 23 | 24 |
|--|--------|-----------|-----------|-----------|-----------|-----------|-----------|-----------|
| Offenses Against the Family and Children | Male | 0 | 0 | 0 | 0 | 0 | 1 | 0 |
| | Female | 0 | 0 | 0 | 0 | 0 | 0 | 0 |
| Driving Under the Influence | Male | 0 | 0 | 0 | 1 | 0 | 0 | 2 |
| | Female | 0 | 0 | 0 | 0 | 0 | 0 | 0 |
| Liquor Laws | Male | 0 | 1 | 0 | 0 | 0 | 0 | 0 |
| | Female | 0 | 0 | 0 | 0 | 0 | 0 | 0 |
| Drunkenness | Male | 0 | 0 | 0 | 0 | 0 | 0 | 0 |
| | Female | 0 | 0 | 0 | 0 | 0 | 0 | 0 |
| Disorderly Conduct | Male | 0 | 0 | 1 | 2 | 0 | 0 | 1 |
| | Female | 0 | 0 | 0 | 0 | 0 | 0 | 0 |
| Vagrancy | Male | 0 | 0 | 0 | 0 | 0 | 0 | 0 |
| | Female | 0 | 0 | 0 | 0 | 0 | 0 | 0 |
| All Other Offenses (Except Traffic) | Male | 1 | 3 | 2 | 2 | 1 | 1 | 1 |
| | Female | 0 | 0 | 0 | 1 | 2 | 1 | 1 |
| Suspicion | Male | 0 | 0 | 0 | 0 | 0 | 0 | 0 |
| | Female | 0 | 0 | 0 | 0 | 0 | 0 | 0 |
| Total Miscellaneous Violations: | | | | | | | | |
| | Male | 1 | 4 | 3 | 5 | 1 | 2 | 4 |
| | Female | 0 | 0 | 0 | 1 | 2 | 1 | 1 |

Human Trafficking:

| | | 18 | 19 | 20 | 21 | 22 | 23 | 24 |
|--|--------|-----------|-----------|-----------|-----------|-----------|-----------|-----------|
| Human Trafficking/ Commercial Sex Acts | Male | 0 | 0 | 0 | 0 | 0 | 0 | 0 |
| | Female | 0 | 0 | 0 | 0 | 0 | 0 | 0 |
| Human Trafficking/ Involuntary Servitude | Male | 0 | 0 | 0 | 0 | 0 | 0 | 0 |
| | Female | 0 | 0 | 0 | 0 | 0 | 0 | 0 |
| Total Human Trafficking Violations: | | | | | | | | |
| | Male | 0 | 0 | 0 | 0 | 0 | 0 | 0 |
| | Female | 0 | 0 | 0 | 0 | 0 | 0 | 0 |

2016 Lander County Arrests - Adult
18 - 24 Years of Age

| Index Crime: | | 18 | 19 | 20 | 21 | 22 | 23 | 24 |
|--|--------|----|----|----|----|----|----|----|
| Murder and Nonnegligent Manslaughter | Male | 0 | 0 | 0 | 0 | 0 | 0 | 0 |
| | Female | 0 | 0 | 0 | 0 | 0 | 0 | 0 |
| Manslaughter by Negligence | Male | 0 | 0 | 0 | 0 | 0 | 0 | 0 |
| | Female | 0 | 0 | 0 | 0 | 0 | 0 | 0 |
| Rape | Male | 0 | 0 | 0 | 0 | 0 | 0 | 0 |
| | Female | 0 | 0 | 0 | 0 | 0 | 0 | 0 |
| Robbery | Male | 0 | 0 | 0 | 0 | 0 | 0 | 0 |
| | Female | 0 | 0 | 0 | 0 | 0 | 0 | 0 |
| Aggravated Assault (Return A - 4a-d) | Male | 0 | 1 | 0 | 0 | 0 | 1 | 1 |
| | Female | 0 | 0 | 0 | 1 | 0 | 0 | 0 |
| Burglary - Breaking or Entering | Male | 0 | 0 | 0 | 0 | 0 | 0 | 0 |
| | Female | 0 | 0 | 0 | 0 | 0 | 0 | 0 |
| Larceny - Theft (Except Motor Vehicle Theft) | Male | 1 | 0 | 0 | 0 | 0 | 0 | 0 |
| | Female | 0 | 0 | 0 | 0 | 0 | 0 | 0 |
| Motor Vehicle Theft | Male | 0 | 0 | 0 | 0 | 0 | 0 | 0 |
| | Female | 0 | 0 | 0 | 0 | 0 | 0 | 0 |
| Arson | Male | 0 | 0 | 0 | 0 | 0 | 0 | 0 |
| | Female | 0 | 0 | 0 | 0 | 0 | 0 | 0 |
| Total Index Crimes Violations: Male | | 1 | 1 | 0 | 0 | 0 | 1 | 1 |
| Female | | 0 | 0 | 0 | 1 | 0 | 0 | 0 |

| Other Offenses: | | 18 | 19 | 20 | 21 | 22 | 23 | 24 |
|--|--------|----|----|----|----|----|----|----|
| Other Assaults (Return A - 4e) | Male | 0 | 0 | 1 | 1 | 0 | 1 | 0 |
| | Female | 0 | 0 | 0 | 0 | 0 | 0 | 0 |
| Forgery and Counterfeiting | Male | 0 | 0 | 0 | 0 | 0 | 0 | 0 |
| | Female | 0 | 0 | 0 | 0 | 0 | 0 | 0 |
| Fraud | Male | 0 | 0 | 0 | 0 | 0 | 0 | 0 |
| | Female | 0 | 0 | 0 | 0 | 0 | 0 | 0 |
| Embezzlement | Male | 0 | 0 | 0 | 0 | 0 | 0 | 0 |
| | Female | 0 | 0 | 0 | 0 | 0 | 0 | 0 |
| Stolen Property; Buying, Receiving, Possessing | Male | 0 | 0 | 0 | 0 | 0 | 0 | 0 |
| | Female | 0 | 0 | 0 | 0 | 0 | 0 | 0 |
| Vandalism | Male | 0 | 0 | 0 | 0 | 0 | 0 | 0 |
| | Female | 0 | 0 | 0 | 0 | 0 | 0 | 0 |
| Weapons; Carrying, Possessing, etc. | Male | 1 | 0 | 0 | 0 | 0 | 0 | 0 |
| | Female | 0 | 0 | 0 | 0 | 0 | 0 | 0 |
| Total Other Offense Violations: Male | | 1 | 0 | 1 | 1 | 0 | 1 | 0 |
| Female | | 0 | 0 | 0 | 0 | 0 | 0 | 0 |

| Prostitution and Commercialized Vice: | | 18 | 19 | 20 | 21 | 22 | 23 | 24 |
|---|--------|----|----|----|----|----|----|----|
| Prostitution | Male | 0 | 0 | 0 | 0 | 0 | 0 | 0 |
| | Female | 0 | 0 | 0 | 0 | 0 | 0 | 0 |
| Assisting or Promoting Prostitution | Male | 0 | 0 | 0 | 0 | 0 | 0 | 0 |
| | Female | 0 | 0 | 0 | 0 | 0 | 0 | 0 |
| Purchasing Prostitution | Male | 0 | 0 | 0 | 0 | 0 | 0 | 0 |
| | Female | 0 | 0 | 0 | 0 | 0 | 0 | 0 |
| Sex Offenses (Except Forcible Rape and Prostitution) | Male | 0 | 0 | 0 | 0 | 0 | 0 | 0 |
| | Female | 0 | 0 | 0 | 0 | 0 | 0 | 0 |
| Total Prostitution & Commercialized Vice Violations: Male | | 0 | 0 | 0 | 0 | 0 | 0 | 0 |
| Female | | 0 | 0 | 0 | 0 | 0 | 0 | 0 |

2016 Lander County Arrests - Adult
18 - 24 Years of Age

Drug Abuse Violations:

| Sale/Manufacturing: | | 18 | 19 | 20 | 21 | 22 | 23 | 24 |
|--|--------|-----------|-----------|-----------|-----------|-----------|-----------|-----------|
| Opium or Cocaine and Their Derivatives (Morphine, Heroin, Codeine) | Male | 0 | 0 | 0 | 0 | 0 | 0 | 0 |
| | Female | 0 | 0 | 0 | 0 | 0 | 0 | 0 |
| Marijuana | Male | 0 | 0 | 0 | 0 | 0 | 0 | 0 |
| | Female | 0 | 0 | 0 | 0 | 0 | 0 | 0 |
| Synthetic Narcotics - Manufactured Narcotics Which Can Cause True Drug Addiction (Demerol, Methadones) | Male | 0 | 0 | 0 | 0 | 0 | 0 | 0 |
| | Female | 0 | 0 | 0 | 0 | 0 | 0 | 0 |
| Other - Dangerous Nonnarcotic Drugs (Barbiturates, Benzedrine) | Male | 0 | 0 | 0 | 0 | 0 | 0 | 0 |
| | Female | 0 | 0 | 0 | 0 | 0 | 0 | 0 |
| Possession: | | | | | | | | |
| Opium or Cocaine and Their Derivatives (Morphine, Heroin, Codeine) | Male | 0 | 0 | 0 | 0 | 0 | 0 | 0 |
| | Female | 0 | 0 | 0 | 0 | 0 | 0 | 0 |
| Marijuana | Male | 0 | 0 | 0 | 0 | 0 | 0 | 0 |
| | Female | 0 | 0 | 0 | 0 | 0 | 0 | 0 |
| Synthetic Narcotics - Manufactured Narcotics Which Can Cause True Drug Addiction (Demerol, Methadones) | Male | 0 | 0 | 0 | 0 | 0 | 0 | 0 |
| | Female | 0 | 0 | 0 | 0 | 0 | 0 | 0 |
| Other - Dangerous Nonnarcotic Drugs (Barbiturates, Benzedrine) | Male | 0 | 0 | 0 | 0 | 0 | 0 | 0 |
| | Female | 0 | 0 | 0 | 0 | 0 | 0 | 0 |
| Total Drug Abuse Violations: | | | | | | | | |
| | Male | 0 | 0 | 0 | 0 | 0 | 0 | 0 |
| | Female | 0 | 0 | 0 | 0 | 0 | 0 | 0 |

Gambling:

| | | 18 | 19 | 20 | 21 | 22 | 23 | 24 |
|-----------------------------------|--------|-----------|-----------|-----------|-----------|-----------|-----------|-----------|
| Bookmaking (Horse and Sport Book) | Male | 0 | 0 | 0 | 0 | 0 | 0 | 0 |
| | Female | 0 | 0 | 0 | 0 | 0 | 0 | 0 |
| Numbers and Lottery | Male | 0 | 0 | 0 | 0 | 0 | 0 | 0 |
| | Female | 0 | 0 | 0 | 0 | 0 | 0 | 0 |
| All Other Gambling | Male | 0 | 0 | 0 | 0 | 0 | 0 | 0 |
| | Female | 0 | 0 | 0 | 0 | 0 | 0 | 0 |
| Total Gambling Violations: | | | | | | | | |
| | Male | 0 | 0 | 0 | 0 | 0 | 0 | 0 |
| | Female | 0 | 0 | 0 | 0 | 0 | 0 | 0 |

Miscellaneous:

| | | 18 | 19 | 20 | 21 | 22 | 23 | 24 |
|--|--------|-----------|-----------|-----------|-----------|-----------|-----------|-----------|
| Offenses Against the Family and Children | Male | 2 | 0 | 0 | 0 | 0 | 1 | 0 |
| | Female | 0 | 1 | 0 | 0 | 0 | 0 | 0 |
| Driving Under the Influence | Male | 0 | 0 | 3 | 4 | 0 | 1 | 2 |
| | Female | 0 | 0 | 0 | 0 | 0 | 0 | 0 |
| Liquor Laws | Male | 1 | 4 | 1 | 0 | 0 | 0 | 0 |
| | Female | 1 | 1 | 0 | 0 | 0 | 0 | 0 |
| Drunkenness | Male | 0 | 0 | 0 | 0 | 0 | 0 | 0 |
| | Female | 0 | 0 | 0 | 0 | 0 | 0 | 0 |
| Disorderly Conduct | Male | 0 | 0 | 0 | 1 | 0 | 0 | 0 |
| | Female | 0 | 0 | 0 | 0 | 0 | 0 | 0 |
| Vagrancy | Male | 0 | 0 | 0 | 0 | 0 | 0 | 0 |
| | Female | 0 | 0 | 0 | 0 | 0 | 0 | 0 |
| All Other Offenses (Except Traffic) | Male | 0 | 2 | 3 | 0 | 4 | 4 | 4 |
| | Female | 1 | 0 | 0 | 1 | 0 | 1 | 0 |
| Suspicion | Male | 0 | 0 | 0 | 0 | 0 | 0 | 0 |
| | Female | 0 | 0 | 0 | 0 | 0 | 0 | 0 |
| Total Miscellaneous Violations: | | | | | | | | |
| | Male | 3 | 6 | 7 | 5 | 4 | 6 | 6 |
| | Female | 2 | 2 | 0 | 1 | 0 | 1 | 0 |

Human Trafficking:

| | | 18 | 19 | 20 | 21 | 22 | 23 | 24 |
|--|--------|-----------|-----------|-----------|-----------|-----------|-----------|-----------|
| Human Trafficking/ Commercial Sex Acts | Male | 0 | 0 | 0 | 0 | 0 | 0 | 0 |
| | Female | 0 | 0 | 0 | 0 | 0 | 0 | 0 |
| Human Trafficking/ Involuntary Servitude | Male | 0 | 0 | 0 | 0 | 0 | 0 | 0 |
| | Female | 0 | 0 | 0 | 0 | 0 | 0 | 0 |
| Total Human Trafficking Violations: | | | | | | | | |
| | Male | 0 | 0 | 0 | 0 | 0 | 0 | 0 |
| | Female | 0 | 0 | 0 | 0 | 0 | 0 | 0 |

2016 Lincoln County Arrests - Adult
18 - 24 Years of Age

| Index Crime: | | 18 | 19 | 20 | 21 | 22 | 23 | 24 |
|--|--------|----|----|----|----|----|----|----|
| Murder and Nonnegligent Manslaughter | Male | 0 | 0 | 0 | 0 | 0 | 0 | 0 |
| | Female | 0 | 0 | 0 | 0 | 0 | 0 | 0 |
| Manslaughter by Negligence | Male | 0 | 0 | 0 | 0 | 0 | 0 | 0 |
| | Female | 0 | 0 | 0 | 0 | 0 | 0 | 0 |
| Rape | Male | 0 | 1 | 0 | 0 | 0 | 0 | 0 |
| | Female | 0 | 0 | 0 | 0 | 0 | 0 | 0 |
| Robbery | Male | 1 | 1 | 0 | 0 | 0 | 0 | 0 |
| | Female | 0 | 0 | 0 | 0 | 0 | 0 | 0 |
| Aggravated Assault (Return A - 4a-d) | Male | 0 | 0 | 0 | 0 | 0 | 0 | 0 |
| | Female | 0 | 0 | 0 | 0 | 0 | 0 | 0 |
| Burglary - Breaking or Entering | Male | 0 | 0 | 0 | 0 | 0 | 0 | 0 |
| | Female | 0 | 0 | 0 | 0 | 0 | 0 | 0 |
| Larceny - Theft (Except Motor Vehicle Theft) | Male | 0 | 0 | 0 | 0 | 0 | 0 | 0 |
| | Female | 0 | 0 | 0 | 0 | 0 | 0 | 0 |
| Motor Vehicle Theft | Male | 0 | 0 | 0 | 0 | 0 | 0 | 0 |
| | Female | 0 | 0 | 0 | 0 | 0 | 0 | 0 |
| Arson | Male | 0 | 0 | 0 | 0 | 0 | 0 | 0 |
| | Female | 0 | 0 | 0 | 0 | 0 | 0 | 0 |
| Total Index Crimes Violations: Male | | 1 | 2 | 0 | 0 | 0 | 0 | 0 |
| Female | | 0 | 0 | 0 | 0 | 0 | 0 | 0 |

| Other Offenses: | | 18 | 19 | 20 | 21 | 22 | 23 | 24 |
|--|--------|----|----|----|----|----|----|----|
| Other Assaults (Return A - 4e) | Male | 0 | 0 | 0 | 1 | 2 | 0 | 1 |
| | Female | 0 | 0 | 0 | 0 | 0 | 0 | 0 |
| Forgery and Counterfeiting | Male | 0 | 0 | 0 | 0 | 0 | 0 | 0 |
| | Female | 0 | 0 | 0 | 0 | 0 | 0 | 0 |
| Fraud | Male | 0 | 0 | 0 | 0 | 0 | 0 | 0 |
| | Female | 0 | 0 | 0 | 0 | 0 | 0 | 0 |
| Embezzlement | Male | 0 | 0 | 0 | 0 | 0 | 0 | 0 |
| | Female | 0 | 0 | 0 | 0 | 0 | 0 | 0 |
| Stolen Property; Buying, Receiving, Possessing | Male | 0 | 0 | 0 | 0 | 0 | 0 | 0 |
| | Female | 0 | 0 | 0 | 0 | 0 | 0 | 0 |
| Vandalism | Male | 0 | 0 | 0 | 0 | 0 | 0 | 0 |
| | Female | 0 | 0 | 0 | 0 | 0 | 0 | 0 |
| Weapons; Carrying, Possessing, etc. | Male | 0 | 1 | 1 | 0 | 0 | 0 | 0 |
| | Female | 0 | 0 | 0 | 0 | 0 | 0 | 0 |
| Total Other Offense Violations: Male | | 0 | 1 | 1 | 1 | 2 | 0 | 1 |
| Female | | 0 | 0 | 0 | 0 | 0 | 0 | 0 |

| Prostitution and Commercialized Vice: | | 18 | 19 | 20 | 21 | 22 | 23 | 24 |
|---|--------|----|----|----|----|----|----|----|
| Prostitution | Male | 0 | 0 | 0 | 0 | 0 | 0 | 0 |
| | Female | 0 | 0 | 0 | 0 | 0 | 0 | 0 |
| Assisting or Promoting Prostitution | Male | 0 | 0 | 0 | 0 | 0 | 0 | 0 |
| | Female | 0 | 0 | 0 | 0 | 0 | 0 | 0 |
| Purchasing Prostitution | Male | 0 | 0 | 0 | 0 | 0 | 0 | 0 |
| | Female | 0 | 0 | 0 | 0 | 0 | 0 | 0 |
| Sex Offenses (Except Forcible Rape and Prostitution) | Male | 0 | 0 | 1 | 1 | 0 | 0 | 0 |
| | Female | 0 | 0 | 0 | 0 | 0 | 0 | 0 |
| Total Prostitution & Commercialized Vice Violations: Male | | 0 | 0 | 1 | 1 | 0 | 0 | 0 |
| Female | | 0 | 0 | 0 | 0 | 0 | 0 | 0 |

2016 Lincoln County Arrests - Adult
18 - 24 Years of Age

Drug Abuse Violations:

| Sale/Manufacturing: | | 18 | 19 | 20 | 21 | 22 | 23 | 24 |
|--|--------|-----------|-----------|-----------|-----------|-----------|-----------|-----------|
| Opium or Cocaine and Their Derivatives (Morphine, Heroin, Codeine) | Male | 0 | 0 | 0 | 0 | 0 | 0 | 0 |
| | Female | 0 | 0 | 0 | 0 | 0 | 0 | 0 |
| Marijuana | Male | 0 | 0 | 0 | 0 | 0 | 0 | 0 |
| | Female | 0 | 0 | 0 | 0 | 0 | 0 | 0 |
| Synthetic Narcotics - Manufactured Narcotics Which Can Cause True Drug Addiction (Demerol, Methadones) | Male | 0 | 0 | 0 | 0 | 0 | 0 | 0 |
| | Female | 0 | 0 | 0 | 0 | 0 | 0 | 0 |
| Other - Dangerous Nonnarcotic Drugs (Barbiturates, Benzedrine) | Male | 0 | 0 | 0 | 0 | 0 | 0 | 0 |
| | Female | 0 | 0 | 0 | 0 | 0 | 0 | 0 |
| Possession: | | | | | | | | |
| Opium or Cocaine and Their Derivatives (Morphine, Heroin, Codeine) | Male | 0 | 0 | 0 | 0 | 0 | 0 | 0 |
| | Female | 0 | 0 | 0 | 0 | 0 | 0 | 0 |
| Marijuana | Male | 0 | 1 | 0 | 0 | 0 | 2 | 0 |
| | Female | 0 | 0 | 0 | 0 | 0 | 0 | 0 |
| Synthetic Narcotics - Manufactured Narcotics Which Can Cause True Drug Addiction (Demerol, Methadones) | Male | 0 | 0 | 0 | 0 | 0 | 0 | 0 |
| | Female | 0 | 0 | 0 | 0 | 0 | 0 | 0 |
| Other - Dangerous Nonnarcotic Drugs (Barbiturates, Benzedrine) | Male | 0 | 2 | 0 | 0 | 0 | 1 | 0 |
| | Female | 0 | 0 | 2 | 0 | 0 | 0 | 0 |
| Total Drug Abuse Violations: | | | | | | | | |
| | Male | 0 | 3 | 0 | 0 | 0 | 3 | 0 |
| | Female | 0 | 0 | 2 | 0 | 0 | 0 | 0 |

Gambling:

| | | 18 | 19 | 20 | 21 | 22 | 23 | 24 |
|-----------------------------------|--------|-----------|-----------|-----------|-----------|-----------|-----------|-----------|
| Bookmaking (Horse and Sport Book) | Male | 0 | 0 | 0 | 0 | 0 | 0 | 0 |
| | Female | 0 | 0 | 0 | 0 | 0 | 0 | 0 |
| Numbers and Lottery | Male | 0 | 0 | 0 | 0 | 0 | 0 | 0 |
| | Female | 0 | 0 | 0 | 0 | 0 | 0 | 0 |
| All Other Gambling | Male | 0 | 0 | 0 | 0 | 0 | 0 | 0 |
| | Female | 0 | 0 | 0 | 0 | 0 | 0 | 0 |
| Total Gambling Violations: | | | | | | | | |
| | Male | 0 | 0 | 0 | 0 | 0 | 0 | 0 |
| | Female | 0 | 0 | 0 | 0 | 0 | 0 | 0 |

Miscellaneous:

| | | 18 | 19 | 20 | 21 | 22 | 23 | 24 |
|--|--------|-----------|-----------|-----------|-----------|-----------|-----------|-----------|
| Offenses Against the Family and Children | Male | 0 | 0 | 1 | 0 | 0 | 0 | 0 |
| | Female | 0 | 0 | 0 | 0 | 0 | 0 | 0 |
| Driving Under the Influence | Male | 0 | 0 | 0 | 0 | 0 | 0 | 1 |
| | Female | 0 | 0 | 0 | 0 | 0 | 0 | 0 |
| Liquor Laws | Male | 0 | 0 | 0 | 0 | 0 | 0 | 0 |
| | Female | 0 | 0 | 0 | 0 | 0 | 0 | 0 |
| Drunkenness | Male | 0 | 0 | 0 | 0 | 0 | 0 | 0 |
| | Female | 0 | 0 | 0 | 0 | 0 | 0 | 0 |
| Disorderly Conduct | Male | 0 | 0 | 0 | 1 | 0 | 0 | 0 |
| | Female | 0 | 0 | 0 | 0 | 0 | 0 | 0 |
| Vagrancy | Male | 0 | 0 | 0 | 0 | 0 | 0 | 0 |
| | Female | 0 | 0 | 0 | 0 | 0 | 0 | 0 |
| All Other Offenses (Except Traffic) | Male | 0 | 0 | 0 | 0 | 0 | 2 | 1 |
| | Female | 0 | 0 | 0 | 0 | 0 | 0 | 1 |
| Suspicion | Male | 0 | 0 | 0 | 0 | 0 | 0 | 0 |
| | Female | 0 | 0 | 0 | 0 | 0 | 0 | 0 |
| Total Miscellaneous Violations: | | | | | | | | |
| | Male | 0 | 0 | 1 | 1 | 0 | 2 | 2 |
| | Female | 0 | 0 | 0 | 0 | 0 | 0 | 1 |

Human Trafficking:

| | | 18 | 19 | 20 | 21 | 22 | 23 | 24 |
|--|--------|-----------|-----------|-----------|-----------|-----------|-----------|-----------|
| Human Trafficking/ Commercial Sex Acts | Male | 0 | 0 | 0 | 0 | 0 | 0 | 0 |
| | Female | 0 | 0 | 0 | 0 | 0 | 0 | 0 |
| Human Trafficking/ Involuntary Servitude | Male | 0 | 0 | 0 | 0 | 0 | 0 | 0 |
| | Female | 0 | 0 | 0 | 0 | 0 | 0 | 0 |
| Total Human Trafficking Violations: | | | | | | | | |
| | Male | 0 | 0 | 0 | 0 | 0 | 0 | 0 |
| | Female | 0 | 0 | 0 | 0 | 0 | 0 | 0 |

2016 Lyon County Arrests - Adult
18 - 24 Years of Age

| Index Crime: | | 18 | 19 | 20 | 21 | 22 | 23 | 24 |
|--|--------|----|----|----|----|----|----|----|
| Murder and Nonnegligent Manslaughter | Male | 0 | 0 | 0 | 0 | 0 | 0 | 0 |
| | Female | 0 | 0 | 0 | 0 | 0 | 0 | 0 |
| Manslaughter by Negligence | Male | 0 | 0 | 0 | 0 | 0 | 0 | 0 |
| | Female | 0 | 0 | 0 | 0 | 0 | 0 | 0 |
| Rape | Male | 0 | 0 | 0 | 0 | 0 | 0 | 0 |
| | Female | 0 | 0 | 0 | 0 | 0 | 0 | 0 |
| Robbery | Male | 0 | 0 | 0 | 0 | 0 | 0 | 0 |
| | Female | 0 | 0 | 0 | 0 | 0 | 0 | 0 |
| Aggravated Assault (Return A - 4a-d) | Male | 1 | 0 | 1 | 3 | 0 | 0 | 1 |
| | Female | 0 | 0 | 1 | 0 | 0 | 0 | 2 |
| Burglary - Breaking or Entering | Male | 1 | 1 | 1 | 1 | 1 | 4 | 0 |
| | Female | 1 | 0 | 0 | 0 | 0 | 1 | 0 |
| Larceny - Theft (Except Motor Vehicle Theft) | Male | 2 | 0 | 0 | 1 | 3 | 1 | 2 |
| | Female | 0 | 3 | 0 | 1 | 0 | 1 | 1 |
| Motor Vehicle Theft | Male | 0 | 0 | 0 | 0 | 0 | 0 | 1 |
| | Female | 0 | 0 | 1 | 0 | 0 | 0 | 0 |
| Arson | Male | 0 | 0 | 0 | 0 | 0 | 0 | 0 |
| | Female | 0 | 0 | 0 | 0 | 0 | 0 | 0 |
| Total Index Crimes Violations: | | | | | | | | |
| | Male | 4 | 1 | 2 | 5 | 4 | 5 | 4 |
| | Female | 1 | 3 | 2 | 1 | 0 | 2 | 3 |

| Other Offenses: | | 18 | 19 | 20 | 21 | 22 | 23 | 24 |
|--|--------|----|----|----|----|----|----|----|
| Other Assaults (Return A - 4e) | Male | 3 | 1 | 4 | 4 | 5 | 5 | 4 |
| | Female | 0 | 3 | 1 | 2 | 2 | 3 | 3 |
| Forgery and Counterfeiting | Male | 0 | 0 | 0 | 1 | 0 | 0 | 0 |
| | Female | 0 | 0 | 0 | 0 | 0 | 0 | 0 |
| Fraud | Male | 1 | 0 | 0 | 0 | 1 | 1 | 0 |
| | Female | 0 | 0 | 0 | 0 | 1 | 0 | 0 |
| Embezzlement | Male | 0 | 1 | 0 | 0 | 0 | 0 | 0 |
| | Female | 0 | 0 | 0 | 0 | 0 | 0 | 0 |
| Stolen Property; Buying, Receiving, Possessing | Male | 1 | 0 | 1 | 1 | 0 | 0 | 0 |
| | Female | 0 | 0 | 0 | 0 | 0 | 1 | 0 |
| Vandalism | Male | 1 | 0 | 0 | 1 | 0 | 1 | 0 |
| | Female | 1 | 0 | 0 | 0 | 0 | 0 | 0 |
| Weapons; Carrying, Possessing, etc. | Male | 0 | 2 | 0 | 1 | 0 | 1 | 1 |
| | Female | 0 | 0 | 0 | 0 | 0 | 0 | 0 |
| Total Other Offense Violations: | | | | | | | | |
| | Male | 6 | 4 | 5 | 8 | 6 | 8 | 5 |
| | Female | 1 | 3 | 1 | 2 | 3 | 4 | 3 |

| Prostitution and Commercialized Vice: | | 18 | 19 | 20 | 21 | 22 | 23 | 24 |
|--|--------|----|----|----|----|----|----|----|
| Prostitution | Male | 0 | 0 | 0 | 0 | 0 | 0 | 0 |
| | Female | 0 | 0 | 0 | 0 | 0 | 0 | 0 |
| Assisting or Promoting Prostitution | Male | 0 | 0 | 0 | 0 | 0 | 0 | 0 |
| | Female | 0 | 0 | 0 | 0 | 0 | 0 | 0 |
| Purchasing Prostitution | Male | 0 | 0 | 0 | 0 | 0 | 0 | 0 |
| | Female | 0 | 0 | 0 | 0 | 0 | 0 | 0 |
| Sex Offenses (Except Forcible Rape and Prostitution) | Male | 0 | 3 | 0 | 0 | 0 | 0 | 0 |
| | Female | 0 | 0 | 0 | 0 | 0 | 0 | 0 |
| Total Prostitution & Commercialized Vice Violations: | | | | | | | | |
| | Male | 0 | 3 | 0 | 0 | 0 | 0 | 0 |
| | Female | 0 | 0 | 0 | 0 | 0 | 0 | 0 |

2016 Lyon County Arrests - Adult
18 - 24 Years of Age

Drug Abuse Violations:

| Sale/Manufacturing: | | 18 | 19 | 20 | 21 | 22 | 23 | 24 |
|--|--------|-----------|-----------|-----------|-----------|-----------|-----------|-----------|
| Opium or Cocaine and Their Derivatives (Morphine, Heroin, Codeine) | Male | 0 | 0 | 0 | 0 | 0 | 0 | 0 |
| | Female | 0 | 0 | 0 | 0 | 0 | 0 | 0 |
| Marijuana | Male | 0 | 0 | 1 | 1 | 1 | 0 | 0 |
| | Female | 2 | 0 | 0 | 0 | 1 | 0 | 0 |
| Synthetic Narcotics - Manufactured Narcotics Which Can Cause True Drug Addiction (Demerol, Methadones) | Male | 0 | 0 | 0 | 2 | 0 | 2 | 1 |
| | Female | 1 | 0 | 0 | 0 | 0 | 1 | 1 |
| Other - Dangerous Nonnarcotic Drugs (Barbiturates, Benzedrine) | Male | 0 | 0 | 0 | 0 | 0 | 0 | 0 |
| | Female | 0 | 0 | 0 | 0 | 0 | 0 | 0 |
| Possession: | | | | | | | | |
| Opium or Cocaine and Their Derivatives (Morphine, Heroin, Codeine) | Male | 0 | 0 | 0 | 0 | 0 | 0 | 0 |
| | Female | 0 | 0 | 0 | 0 | 0 | 0 | 0 |
| Marijuana | Male | 5 | 3 | 6 | 2 | 3 | 1 | 1 |
| | Female | 2 | 0 | 1 | 1 | 0 | 1 | 0 |
| Synthetic Narcotics - Manufactured Narcotics Which Can Cause True Drug Addiction (Demerol, Methadones) | Male | 0 | 1 | 0 | 1 | 0 | 0 | 0 |
| | Female | 0 | 0 | 0 | 1 | 0 | 0 | 1 |
| Other - Dangerous Nonnarcotic Drugs (Barbiturates, Benzedrine) | Male | 0 | 0 | 0 | 0 | 0 | 1 | 1 |
| | Female | 0 | 0 | 0 | 1 | 0 | 1 | 0 |
| Total Drug Abuse Violations: | | | | | | | | |
| | Male | 5 | 4 | 7 | 6 | 4 | 4 | 3 |
| | Female | 5 | 0 | 1 | 3 | 1 | 3 | 2 |

Gambling:

| | | 18 | 19 | 20 | 21 | 22 | 23 | 24 |
|-----------------------------------|--------|-----------|-----------|-----------|-----------|-----------|-----------|-----------|
| Bookmaking (Horse and Sport Book) | Male | 0 | 0 | 0 | 0 | 0 | 0 | 0 |
| | Female | 0 | 0 | 0 | 0 | 0 | 0 | 0 |
| Numbers and Lottery | Male | 0 | 0 | 0 | 0 | 0 | 0 | 0 |
| | Female | 0 | 0 | 0 | 0 | 0 | 0 | 0 |
| All Other Gambling | Male | 0 | 1 | 0 | 0 | 0 | 0 | 0 |
| | Female | 0 | 0 | 0 | 0 | 0 | 0 | 0 |
| Total Gambling Violations: | | | | | | | | |
| | Male | 0 | 1 | 0 | 0 | 0 | 0 | 0 |
| | Female | 0 | 0 | 0 | 0 | 0 | 0 | 0 |

Miscellaneous:

| | | 18 | 19 | 20 | 21 | 22 | 23 | 24 |
|--|--------|-----------|-----------|-----------|-----------|-----------|-----------|-----------|
| Offenses Against the Family and Children | Male | 4 | 2 | 2 | 0 | 3 | 0 | 1 |
| | Female | 2 | 1 | 0 | 1 | 0 | 0 | 0 |
| Driving Under the Influence | Male | 1 | 0 | 2 | 0 | 3 | 4 | 1 |
| | Female | 0 | 0 | 0 | 0 | 1 | 1 | 0 |
| Liquor Laws | Male | 7 | 1 | 5 | 1 | 0 | 0 | 0 |
| | Female | 2 | 2 | 0 | 0 | 0 | 0 | 0 |
| Drunkenness | Male | 0 | 0 | 0 | 0 | 0 | 0 | 0 |
| | Female | 0 | 0 | 0 | 0 | 0 | 0 | 0 |
| Disorderly Conduct | Male | 2 | 1 | 0 | 2 | 0 | 1 | 0 |
| | Female | 0 | 0 | 0 | 0 | 0 | 0 | 1 |
| Vagrancy | Male | 0 | 0 | 0 | 0 | 0 | 0 | 0 |
| | Female | 0 | 0 | 0 | 0 | 0 | 0 | 0 |
| All Other Offenses (Except Traffic) | Male | 4 | 6 | 3 | 5 | 2 | 4 | 2 |
| | Female | 0 | 1 | 0 | 5 | 1 | 1 | 2 |
| Suspicion | Male | 0 | 0 | 0 | 0 | 0 | 0 | 0 |
| | Female | 0 | 0 | 0 | 0 | 0 | 0 | 0 |
| Total Miscellaneous Violations: | | | | | | | | |
| | Male | 18 | 10 | 12 | 8 | 8 | 9 | 4 |
| | Female | 4 | 4 | 0 | 6 | 2 | 2 | 3 |

Human Trafficking:

| | | 18 | 19 | 20 | 21 | 22 | 23 | 24 |
|--|--------|-----------|-----------|-----------|-----------|-----------|-----------|-----------|
| Human Trafficking/ Commercial Sex Acts | Male | 0 | 0 | 0 | 0 | 0 | 0 | 0 |
| | Female | 0 | 0 | 0 | 0 | 0 | 0 | 0 |
| Human Trafficking/ Involuntary Servitude | Male | 0 | 0 | 0 | 0 | 0 | 0 | 0 |
| | Female | 0 | 0 | 0 | 0 | 0 | 0 | 0 |
| Total Human Trafficking Violations: | | | | | | | | |
| | Male | 0 | 0 | 0 | 0 | 0 | 0 | 0 |
| | Female | 0 | 0 | 0 | 0 | 0 | 0 | 0 |

2016 Lyon County SO Arrests - Adult
18 - 24 Years of Age

| Index Crime: | | 18 | 19 | 20 | 21 | 22 | 23 | 24 |
|--|--------|----|----|----|----|----|----|----|
| Murder and Nonnegligent Manslaughter | Male | 0 | 0 | 0 | 0 | 0 | 0 | 0 |
| | Female | 0 | 0 | 0 | 0 | 0 | 0 | 0 |
| Manslaughter by Negligence | Male | 0 | 0 | 0 | 0 | 0 | 0 | 0 |
| | Female | 0 | 0 | 0 | 0 | 0 | 0 | 0 |
| Rape | Male | 0 | 0 | 0 | 0 | 0 | 0 | 0 |
| | Female | 0 | 0 | 0 | 0 | 0 | 0 | 0 |
| Robbery | Male | 0 | 0 | 0 | 0 | 0 | 0 | 0 |
| | Female | 0 | 0 | 0 | 0 | 0 | 0 | 0 |
| Aggravated Assault (Return A - 4a-d) | Male | 1 | 0 | 1 | 3 | 0 | 0 | 0 |
| | Female | 0 | 0 | 1 | 0 | 0 | 0 | 1 |
| Burglary - Breaking or Entering | Male | 1 | 1 | 1 | 0 | 1 | 4 | 0 |
| | Female | 1 | 0 | 0 | 0 | 0 | 1 | 0 |
| Larceny - Theft (Except Motor Vehicle Theft) | Male | 1 | 0 | 0 | 1 | 3 | 1 | 2 |
| | Female | 0 | 3 | 0 | 1 | 0 | 1 | 1 |
| Motor Vehicle Theft | Male | 0 | 0 | 0 | 0 | 0 | 0 | 1 |
| | Female | 0 | 0 | 1 | 0 | 0 | 0 | 0 |
| Arson | Male | 0 | 0 | 0 | 0 | 0 | 0 | 0 |
| | Female | 0 | 0 | 0 | 0 | 0 | 0 | 0 |
| Total Index Crimes Violations: Male | | 3 | 1 | 2 | 4 | 4 | 5 | 3 |
| Female | | 1 | 3 | 2 | 1 | 0 | 2 | 2 |

| Other Offenses: | | 18 | 19 | 20 | 21 | 22 | 23 | 24 |
|--|--------|----|----|----|----|----|----|----|
| Other Assaults (Return A - 4e) | Male | 3 | 1 | 4 | 4 | 4 | 5 | 3 |
| | Female | 0 | 3 | 1 | 1 | 2 | 2 | 2 |
| Forgery and Counterfeiting | Male | 0 | 0 | 0 | 1 | 0 | 0 | 0 |
| | Female | 0 | 0 | 0 | 0 | 0 | 0 | 0 |
| Fraud | Male | 1 | 0 | 0 | 0 | 1 | 1 | 0 |
| | Female | 0 | 0 | 0 | 0 | 1 | 0 | 0 |
| Embezzlement | Male | 0 | 1 | 0 | 0 | 0 | 0 | 0 |
| | Female | 0 | 0 | 0 | 0 | 0 | 0 | 0 |
| Stolen Property; Buying, Receiving, Possessing | Male | 1 | 0 | 1 | 1 | 0 | 0 | 0 |
| | Female | 0 | 0 | 0 | 0 | 0 | 1 | 0 |
| Vandalism | Male | 1 | 0 | 0 | 1 | 0 | 0 | 0 |
| | Female | 1 | 0 | 0 | 0 | 0 | 0 | 0 |
| Weapons; Carrying, Possessing, etc. | Male | 0 | 2 | 0 | 1 | 0 | 1 | 1 |
| | Female | 0 | 0 | 0 | 0 | 0 | 0 | 0 |
| Total Other Offense Violations: Male | | 6 | 4 | 5 | 8 | 5 | 7 | 4 |
| Female | | 1 | 3 | 1 | 1 | 3 | 3 | 2 |

| Prostitution and Commercialized Vice: | | 18 | 19 | 20 | 21 | 22 | 23 | 24 |
|---|--------|----|----|----|----|----|----|----|
| Prostitution | Male | 0 | 0 | 0 | 0 | 0 | 0 | 0 |
| | Female | 0 | 0 | 0 | 0 | 0 | 0 | 0 |
| Assisting or Promoting Prostitution | Male | 0 | 0 | 0 | 0 | 0 | 0 | 0 |
| | Female | 0 | 0 | 0 | 0 | 0 | 0 | 0 |
| Purchasing Prostitution | Male | 0 | 0 | 0 | 0 | 0 | 0 | 0 |
| | Female | 0 | 0 | 0 | 0 | 0 | 0 | 0 |
| Sex Offenses (Except Forcible Rape and Prostitution) | Male | 0 | 3 | 0 | 0 | 0 | 0 | 0 |
| | Female | 0 | 0 | 0 | 0 | 0 | 0 | 0 |
| Total Prostitution & Commercialized Vice Violations: Male | | 0 | 3 | 0 | 0 | 0 | 0 | 0 |
| Female | | 0 | 0 | 0 | 0 | 0 | 0 | 0 |

2016 Lyon County SO Arrests - Adult
18 - 24 Years of Age

Drug Abuse Violations:

| Sale/Manufacturing: | | 18 | 19 | 20 | 21 | 22 | 23 | 24 |
|--|--------|-----------|-----------|-----------|-----------|-----------|-----------|-----------|
| Opium or Cocaine and Their Derivatives (Morphine, Heroin, Codeine) | Male | 0 | 0 | 0 | 0 | 0 | 0 | 0 |
| | Female | 0 | 0 | 0 | 0 | 0 | 0 | 0 |
| Marijuana | Male | 0 | 0 | 1 | 1 | 1 | 0 | 0 |
| | Female | 2 | 0 | 0 | 0 | 1 | 0 | 0 |
| Synthetic Narcotics - Manufactured Narcotics Which Can Cause True Drug Addiction (Demerol, Methadones) | Male | 0 | 0 | 0 | 2 | 0 | 1 | 1 |
| | Female | 1 | 0 | 0 | 0 | 0 | 1 | 1 |
| Other - Dangerous Nonnarcotic Drugs (Barbiturates, Benzedrine) | Male | 0 | 0 | 0 | 0 | 0 | 0 | 0 |
| | Female | 0 | 0 | 0 | 0 | 0 | 0 | 0 |
| Possession: | | | | | | | | |
| Opium or Cocaine and Their Derivatives (Morphine, Heroin, Codeine) | Male | 0 | 0 | 0 | 0 | 0 | 0 | 0 |
| | Female | 0 | 0 | 0 | 0 | 0 | 0 | 0 |
| Marijuana | Male | 5 | 2 | 6 | 2 | 2 | 1 | 1 |
| | Female | 2 | 0 | 0 | 1 | 0 | 1 | 0 |
| Synthetic Narcotics - Manufactured Narcotics Which Can Cause True Drug Addiction (Demerol, Methadones) | Male | 0 | 1 | 0 | 1 | 0 | 0 | 0 |
| | Female | 0 | 0 | 0 | 1 | 0 | 0 | 1 |
| Other - Dangerous Nonnarcotic Drugs (Barbiturates, Benzedrine) | Male | 0 | 0 | 0 | 0 | 0 | 1 | 1 |
| | Female | 0 | 0 | 0 | 1 | 0 | 1 | 0 |
| Total Drug Abuse Violations: | | | | | | | | |
| | Male | 5 | 3 | 7 | 6 | 3 | 3 | 3 |
| | Female | 5 | 0 | 0 | 3 | 1 | 3 | 2 |

Gambling:

| | | 18 | 19 | 20 | 21 | 22 | 23 | 24 |
|-----------------------------------|--------|-----------|-----------|-----------|-----------|-----------|-----------|-----------|
| Bookmaking (Horse and Sport Book) | Male | 0 | 0 | 0 | 0 | 0 | 0 | 0 |
| | Female | 0 | 0 | 0 | 0 | 0 | 0 | 0 |
| Numbers and Lottery | Male | 0 | 0 | 0 | 0 | 0 | 0 | 0 |
| | Female | 0 | 0 | 0 | 0 | 0 | 0 | 0 |
| All Other Gambling | Male | 0 | 1 | 0 | 0 | 0 | 0 | 0 |
| | Female | 0 | 0 | 0 | 0 | 0 | 0 | 0 |
| Total Gambling Violations: | | | | | | | | |
| | Male | 0 | 1 | 0 | 0 | 0 | 0 | 0 |
| | Female | 0 | 0 | 0 | 0 | 0 | 0 | 0 |

Miscellaneous:

| | | 18 | 19 | 20 | 21 | 22 | 23 | 24 |
|--|--------|-----------|-----------|-----------|-----------|-----------|-----------|-----------|
| Offenses Against the Family and Children | Male | 4 | 2 | 2 | 0 | 2 | 0 | 1 |
| | Female | 2 | 1 | 0 | 0 | 0 | 0 | 0 |
| Driving Under the Influence | Male | 1 | 0 | 2 | 0 | 3 | 4 | 1 |
| | Female | 0 | 0 | 0 | 0 | 1 | 1 | 0 |
| Liquor Laws | Male | 7 | 0 | 3 | 0 | 0 | 0 | 0 |
| | Female | 2 | 1 | 0 | 0 | 0 | 0 | 0 |
| Drunkenness | Male | 0 | 0 | 0 | 0 | 0 | 0 | 0 |
| | Female | 0 | 0 | 0 | 0 | 0 | 0 | 0 |
| Disorderly Conduct | Male | 2 | 1 | 0 | 1 | 0 | 1 | 0 |
| | Female | 0 | 0 | 0 | 0 | 0 | 0 | 1 |
| Vagrancy | Male | 0 | 0 | 0 | 0 | 0 | 0 | 0 |
| | Female | 0 | 0 | 0 | 0 | 0 | 0 | 0 |
| All Other Offenses (Except Traffic) | Male | 3 | 5 | 2 | 5 | 2 | 4 | 1 |
| | Female | 0 | 1 | 0 | 4 | 1 | 1 | 2 |
| Suspicion | Male | 0 | 0 | 0 | 0 | 0 | 0 | 0 |
| | Female | 0 | 0 | 0 | 0 | 0 | 0 | 0 |
| Total Miscellaneous Violations: | | | | | | | | |
| | Male | 17 | 8 | 9 | 6 | 7 | 9 | 3 |
| | Female | 4 | 3 | 0 | 4 | 2 | 2 | 3 |

Human Trafficking:

| | | 18 | 19 | 20 | 21 | 22 | 23 | 24 |
|--|--------|-----------|-----------|-----------|-----------|-----------|-----------|-----------|
| Human Trafficking/ Commercial Sex Acts | Male | 0 | 0 | 0 | 0 | 0 | 0 | 0 |
| | Female | 0 | 0 | 0 | 0 | 0 | 0 | 0 |
| Human Trafficking/ Involuntary Servitude | Male | 0 | 0 | 0 | 0 | 0 | 0 | 0 |
| | Female | 0 | 0 | 0 | 0 | 0 | 0 | 0 |
| Total Human Trafficking Violations: | | | | | | | | |
| | Male | 0 | 0 | 0 | 0 | 0 | 0 | 0 |
| | Female | 0 | 0 | 0 | 0 | 0 | 0 | 0 |

2016 Yerington PD Arrests - Adult
18 - 24 Years of Age

| Index Crime: | | 18 | 19 | 20 | 21 | 22 | 23 | 24 |
|--|--------|----|----|----|----|----|----|----|
| Murder and Nonnegligent Manslaughter | Male | 0 | 0 | 0 | 0 | 0 | 0 | 0 |
| | Female | 0 | 0 | 0 | 0 | 0 | 0 | 0 |
| Manslaughter by Negligence | Male | 0 | 0 | 0 | 0 | 0 | 0 | 0 |
| | Female | 0 | 0 | 0 | 0 | 0 | 0 | 0 |
| Rape | Male | 0 | 0 | 0 | 0 | 0 | 0 | 0 |
| | Female | 0 | 0 | 0 | 0 | 0 | 0 | 0 |
| Robbery | Male | 0 | 0 | 0 | 0 | 0 | 0 | 0 |
| | Female | 0 | 0 | 0 | 0 | 0 | 0 | 0 |
| Aggravated Assault (Return A - 4a-d) | Male | 0 | 0 | 0 | 0 | 0 | 0 | 1 |
| | Female | 0 | 0 | 0 | 0 | 0 | 0 | 1 |
| Burglary - Breaking or Entering | Male | 0 | 0 | 0 | 1 | 0 | 0 | 0 |
| | Female | 0 | 0 | 0 | 0 | 0 | 0 | 0 |
| Larceny - Theft (Except Motor Vehicle Theft) | Male | 1 | 0 | 0 | 0 | 0 | 0 | 0 |
| | Female | 0 | 0 | 0 | 0 | 0 | 0 | 0 |
| Motor Vehicle Theft | Male | 0 | 0 | 0 | 0 | 0 | 0 | 0 |
| | Female | 0 | 0 | 0 | 0 | 0 | 0 | 0 |
| Arson | Male | 0 | 0 | 0 | 0 | 0 | 0 | 0 |
| | Female | 0 | 0 | 0 | 0 | 0 | 0 | 0 |
| Total Index Crimes Violations: Male | | 1 | 0 | 0 | 1 | 0 | 0 | 1 |
| Female | | 0 | 0 | 0 | 0 | 0 | 0 | 1 |

| Other Offenses: | | 18 | 19 | 20 | 21 | 22 | 23 | 24 |
|--|--------|----|----|----|----|----|----|----|
| Other Assaults (Return A - 4e) | Male | 0 | 0 | 0 | 0 | 1 | 0 | 1 |
| | Female | 0 | 0 | 0 | 1 | 0 | 1 | 1 |
| Forgery and Counterfeiting | Male | 0 | 0 | 0 | 0 | 0 | 0 | 0 |
| | Female | 0 | 0 | 0 | 0 | 0 | 0 | 0 |
| Fraud | Male | 0 | 0 | 0 | 0 | 0 | 0 | 0 |
| | Female | 0 | 0 | 0 | 0 | 0 | 0 | 0 |
| Embezzlement | Male | 0 | 0 | 0 | 0 | 0 | 0 | 0 |
| | Female | 0 | 0 | 0 | 0 | 0 | 0 | 0 |
| Stolen Property; Buying, Receiving, Possessing | Male | 0 | 0 | 0 | 0 | 0 | 0 | 0 |
| | Female | 0 | 0 | 0 | 0 | 0 | 0 | 0 |
| Vandalism | Male | 0 | 0 | 0 | 0 | 0 | 1 | 0 |
| | Female | 0 | 0 | 0 | 0 | 0 | 0 | 0 |
| Weapons; Carrying, Possessing, etc. | Male | 0 | 0 | 0 | 0 | 0 | 0 | 0 |
| | Female | 0 | 0 | 0 | 0 | 0 | 0 | 0 |
| Total Other Offense Violations: Male | | 0 | 0 | 0 | 0 | 1 | 1 | 1 |
| Female | | 0 | 0 | 0 | 1 | 0 | 1 | 1 |

| Prostitution and Commercialized Vice: | | 18 | 19 | 20 | 21 | 22 | 23 | 24 |
|---|--------|----|----|----|----|----|----|----|
| Prostitution | Male | 0 | 0 | 0 | 0 | 0 | 0 | 0 |
| | Female | 0 | 0 | 0 | 0 | 0 | 0 | 0 |
| Assisting or Promoting Prostitution | Male | 0 | 0 | 0 | 0 | 0 | 0 | 0 |
| | Female | 0 | 0 | 0 | 0 | 0 | 0 | 0 |
| Purchasing Prostitution | Male | 0 | 0 | 0 | 0 | 0 | 0 | 0 |
| | Female | 0 | 0 | 0 | 0 | 0 | 0 | 0 |
| Sex Offenses (Except Forcible Rape and Prostitution) | Male | 0 | 0 | 0 | 0 | 0 | 0 | 0 |
| | Female | 0 | 0 | 0 | 0 | 0 | 0 | 0 |
| Total Prostitution & Commercialized Vice Violations: Male | | 0 | 0 | 0 | 0 | 0 | 0 | 0 |
| Female | | 0 | 0 | 0 | 0 | 0 | 0 | 0 |

2016 Yerington PD Arrests - Adult
18 - 24 Years of Age

Drug Abuse Violations:

| Sale/Manufacturing: | | 18 | 19 | 20 | 21 | 22 | 23 | 24 |
|--|--------|-----------|-----------|-----------|-----------|-----------|-----------|-----------|
| Opium or Cocaine and Their Derivatives (Morphine, Heroin, Codeine) | Male | 0 | 0 | 0 | 0 | 0 | 0 | 0 |
| | Female | 0 | 0 | 0 | 0 | 0 | 0 | 0 |
| Marijuana | Male | 0 | 0 | 0 | 0 | 0 | 0 | 0 |
| | Female | 0 | 0 | 0 | 0 | 0 | 0 | 0 |
| Synthetic Narcotics - Manufactured Narcotics Which Can Cause True Drug Addiction (Demerol, Methadones) | Male | 0 | 0 | 0 | 0 | 0 | 1 | 0 |
| | Female | 0 | 0 | 0 | 0 | 0 | 0 | 0 |
| Other - Dangerous Nonnarcotic Drugs (Barbiturates, Benzedrine) | Male | 0 | 0 | 0 | 0 | 0 | 0 | 0 |
| | Female | 0 | 0 | 0 | 0 | 0 | 0 | 0 |
| Possession: | | | | | | | | |
| Opium or Cocaine and Their Derivatives (Morphine, Heroin, Codeine) | Male | 0 | 0 | 0 | 0 | 0 | 0 | 0 |
| | Female | 0 | 0 | 0 | 0 | 0 | 0 | 0 |
| Marijuana | Male | 0 | 1 | 0 | 0 | 1 | 0 | 0 |
| | Female | 0 | 0 | 1 | 0 | 0 | 0 | 0 |
| Synthetic Narcotics - Manufactured Narcotics Which Can Cause True Drug Addiction (Demerol, Methadones) | Male | 0 | 0 | 0 | 0 | 0 | 0 | 0 |
| | Female | 0 | 0 | 0 | 0 | 0 | 0 | 0 |
| Other - Dangerous Nonnarcotic Drugs (Barbiturates, Benzedrine) | Male | 0 | 0 | 0 | 0 | 0 | 0 | 0 |
| | Female | 0 | 0 | 0 | 0 | 0 | 0 | 0 |
| Total Drug Abuse Violations: | | | | | | | | |
| | Male | 0 | 1 | 0 | 0 | 1 | 1 | 0 |
| | Female | 0 | 0 | 1 | 0 | 0 | 0 | 0 |

Gambling:

| | | 18 | 19 | 20 | 21 | 22 | 23 | 24 |
|-----------------------------------|--------|-----------|-----------|-----------|-----------|-----------|-----------|-----------|
| Bookmaking (Horse and Sport Book) | Male | 0 | 0 | 0 | 0 | 0 | 0 | 0 |
| | Female | 0 | 0 | 0 | 0 | 0 | 0 | 0 |
| Numbers and Lottery | Male | 0 | 0 | 0 | 0 | 0 | 0 | 0 |
| | Female | 0 | 0 | 0 | 0 | 0 | 0 | 0 |
| All Other Gambling | Male | 0 | 0 | 0 | 0 | 0 | 0 | 0 |
| | Female | 0 | 0 | 0 | 0 | 0 | 0 | 0 |
| Total Gambling Violations: | | | | | | | | |
| | Male | 0 | 0 | 0 | 0 | 0 | 0 | 0 |
| | Female | 0 | 0 | 0 | 0 | 0 | 0 | 0 |

Miscellaneous:

| | | 18 | 19 | 20 | 21 | 22 | 23 | 24 |
|--|--------|-----------|-----------|-----------|-----------|-----------|-----------|-----------|
| Offenses Against the Family and Children | Male | 0 | 0 | 0 | 0 | 1 | 0 | 0 |
| | Female | 0 | 0 | 0 | 1 | 0 | 0 | 0 |
| Driving Under the Influence | Male | 0 | 0 | 0 | 0 | 0 | 0 | 0 |
| | Female | 0 | 0 | 0 | 0 | 0 | 0 | 0 |
| Liquor Laws | Male | 0 | 1 | 2 | 1 | 0 | 0 | 0 |
| | Female | 0 | 1 | 0 | 0 | 0 | 0 | 0 |
| Drunkenness | Male | 0 | 0 | 0 | 0 | 0 | 0 | 0 |
| | Female | 0 | 0 | 0 | 0 | 0 | 0 | 0 |
| Disorderly Conduct | Male | 0 | 0 | 0 | 1 | 0 | 0 | 0 |
| | Female | 0 | 0 | 0 | 0 | 0 | 0 | 0 |
| Vagrancy | Male | 0 | 0 | 0 | 0 | 0 | 0 | 0 |
| | Female | 0 | 0 | 0 | 0 | 0 | 0 | 0 |
| All Other Offenses (Except Traffic) | Male | 1 | 1 | 1 | 0 | 0 | 0 | 1 |
| | Female | 0 | 0 | 0 | 1 | 0 | 0 | 0 |
| Suspicion | Male | 0 | 0 | 0 | 0 | 0 | 0 | 0 |
| | Female | 0 | 0 | 0 | 0 | 0 | 0 | 0 |
| Total Miscellaneous Violations: | | | | | | | | |
| | Male | 1 | 2 | 3 | 2 | 1 | 0 | 1 |
| | Female | 0 | 1 | 0 | 2 | 0 | 0 | 0 |

Human Trafficking:

| | | 18 | 19 | 20 | 21 | 22 | 23 | 24 |
|--|--------|-----------|-----------|-----------|-----------|-----------|-----------|-----------|
| Human Trafficking/ Commercial Sex Acts | Male | 0 | 0 | 0 | 0 | 0 | 0 | 0 |
| | Female | 0 | 0 | 0 | 0 | 0 | 0 | 0 |
| Human Trafficking/ Involuntary Servitude | Male | 0 | 0 | 0 | 0 | 0 | 0 | 0 |
| | Female | 0 | 0 | 0 | 0 | 0 | 0 | 0 |
| Total Human Trafficking Violations: | | | | | | | | |
| | Male | 0 | 0 | 0 | 0 | 0 | 0 | 0 |
| | Female | 0 | 0 | 0 | 0 | 0 | 0 | 0 |

2016 Mineral County Arrests - Adult
18 - 24 Years of Age

| Index Crime: | | 18 | 19 | 20 | 21 | 22 | 23 | 24 |
|--|--------|----|----|----|----|----|----|----|
| Murder and Nonnegligent Manslaughter | Male | 0 | 0 | 0 | 0 | 0 | 0 | 0 |
| | Female | 0 | 0 | 0 | 0 | 0 | 0 | 0 |
| Manslaughter by Negligence | Male | 0 | 0 | 0 | 0 | 0 | 0 | 0 |
| | Female | 0 | 0 | 0 | 0 | 0 | 0 | 0 |
| Rape | Male | 0 | 0 | 0 | 0 | 0 | 0 | 0 |
| | Female | 0 | 0 | 0 | 0 | 0 | 0 | 0 |
| Robbery | Male | 0 | 0 | 0 | 0 | 0 | 0 | 0 |
| | Female | 0 | 0 | 0 | 0 | 0 | 0 | 0 |
| Aggravated Assault (Return A - 4a-d) | Male | 0 | 0 | 0 | 0 | 0 | 0 | 0 |
| | Female | 0 | 0 | 0 | 0 | 0 | 0 | 0 |
| Burglary - Breaking or Entering | Male | 0 | 0 | 0 | 0 | 0 | 0 | 0 |
| | Female | 1 | 0 | 0 | 1 | 0 | 0 | 0 |
| Larceny - Theft (Except Motor Vehicle Theft) | Male | 0 | 0 | 0 | 0 | 0 | 0 | 0 |
| | Female | 1 | 0 | 0 | 0 | 0 | 0 | 0 |
| Motor Vehicle Theft | Male | 2 | 0 | 0 | 0 | 0 | 0 | 0 |
| | Female | 1 | 0 | 0 | 0 | 0 | 0 | 0 |
| Arson | Male | 0 | 0 | 0 | 0 | 0 | 0 | 0 |
| | Female | 0 | 0 | 0 | 0 | 0 | 0 | 0 |
| Total Index Crimes Violations: | | | | | | | | |
| | Male | 2 | 0 | 0 | 0 | 0 | 0 | 0 |
| | Female | 3 | 0 | 0 | 1 | 0 | 0 | 0 |

| Other Offenses: | | 18 | 19 | 20 | 21 | 22 | 23 | 24 |
|--|--------|----|----|----|----|----|----|----|
| Other Assaults (Return A - 4e) | Male | 0 | 0 | 0 | 0 | 0 | 0 | 0 |
| | Female | 0 | 0 | 0 | 0 | 0 | 0 | 0 |
| Forgery and Counterfeiting | Male | 0 | 0 | 0 | 0 | 0 | 0 | 0 |
| | Female | 0 | 0 | 0 | 0 | 0 | 0 | 0 |
| Fraud | Male | 0 | 0 | 0 | 0 | 0 | 0 | 0 |
| | Female | 0 | 0 | 0 | 0 | 0 | 0 | 0 |
| Embezzlement | Male | 0 | 0 | 0 | 0 | 0 | 0 | 0 |
| | Female | 0 | 0 | 0 | 0 | 0 | 0 | 0 |
| Stolen Property; Buying, Receiving, Possessing | Male | 0 | 0 | 0 | 0 | 0 | 0 | 0 |
| | Female | 0 | 0 | 0 | 0 | 0 | 0 | 0 |
| Vandalism | Male | 0 | 0 | 0 | 0 | 0 | 0 | 0 |
| | Female | 0 | 0 | 0 | 0 | 0 | 0 | 0 |
| Weapons; Carrying, Possessing, etc. | Male | 0 | 0 | 1 | 0 | 0 | 0 | 0 |
| | Female | 1 | 0 | 0 | 0 | 0 | 1 | 0 |
| Total Other Offense Violations: | | | | | | | | |
| | Male | 0 | 0 | 1 | 0 | 0 | 0 | 0 |
| | Female | 1 | 0 | 0 | 0 | 0 | 1 | 0 |

| Prostitution and Commercialized Vice: | | 18 | 19 | 20 | 21 | 22 | 23 | 24 |
|--|--------|----|----|----|----|----|----|----|
| Prostitution | Male | 0 | 0 | 0 | 0 | 0 | 0 | 0 |
| | Female | 0 | 0 | 0 | 0 | 0 | 0 | 0 |
| Assisting or Promoting Prostitution | Male | 0 | 0 | 0 | 0 | 0 | 0 | 0 |
| | Female | 0 | 0 | 0 | 0 | 0 | 0 | 0 |
| Purchasing Prostitution | Male | 0 | 0 | 0 | 0 | 0 | 0 | 0 |
| | Female | 0 | 0 | 0 | 0 | 0 | 0 | 0 |
| Sex Offenses (Except Forcible Rape and Prostitution) | Male | 0 | 0 | 0 | 0 | 0 | 0 | 0 |
| | Female | 0 | 0 | 0 | 0 | 0 | 0 | 0 |
| Total Prostitution & Commercialized Vice Violations: | | | | | | | | |
| | Male | 0 | 0 | 0 | 0 | 0 | 0 | 0 |
| | Female | 0 | 0 | 0 | 0 | 0 | 0 | 0 |

2016 Mineral County Arrests - Adult
18 - 24 Years of Age

Drug Abuse Violations:

| Sale/Manufacturing: | | 18 | 19 | 20 | 21 | 22 | 23 | 24 |
|--|--------|-----------|-----------|-----------|-----------|-----------|-----------|-----------|
| Opium or Cocaine and Their Derivatives (Morphine, Heroin, Codeine) | Male | 0 | 0 | 0 | 0 | 0 | 0 | 2 |
| | Female | 0 | 1 | 0 | 0 | 0 | 0 | 0 |
| Marijuana | Male | 0 | 0 | 0 | 0 | 1 | 0 | 0 |
| | Female | 0 | 0 | 0 | 0 | 0 | 0 | 0 |
| Synthetic Narcotics - Manufactured Narcotics Which Can Cause True Drug Addiction (Demerol, Methadones) | Male | 0 | 1 | 0 | 0 | 0 | 0 | 0 |
| | Female | 0 | 0 | 0 | 0 | 0 | 0 | 1 |
| Other - Dangerous Nonnarcotic Drugs (Barbiturates, Benzedrine) | Male | 0 | 0 | 0 | 0 | 0 | 0 | 0 |
| | Female | 0 | 0 | 0 | 0 | 0 | 0 | 0 |
| Possession: | | | | | | | | |
| Opium or Cocaine and Their Derivatives (Morphine, Heroin, Codeine) | Male | 0 | 0 | 1 | 0 | 1 | 0 | 2 |
| | Female | 0 | 0 | 0 | 0 | 0 | 0 | 0 |
| Marijuana | Male | 0 | 0 | 1 | 0 | 0 | 1 | 1 |
| | Female | 1 | 0 | 0 | 0 | 0 | 1 | 0 |
| Synthetic Narcotics - Manufactured Narcotics Which Can Cause True Drug Addiction (Demerol, Methadones) | Male | 0 | 0 | 1 | 3 | 0 | 2 | 2 |
| | Female | 0 | 0 | 0 | 0 | 0 | 0 | 0 |
| Other - Dangerous Nonnarcotic Drugs (Barbiturates, Benzedrine) | Male | 0 | 1 | 0 | 0 | 0 | 0 | 0 |
| | Female | 0 | 0 | 0 | 0 | 0 | 0 | 0 |
| Total Drug Abuse Violations: | | | | | | | | |
| | Male | 0 | 2 | 3 | 3 | 2 | 3 | 7 |
| | Female | 1 | 1 | 0 | 0 | 0 | 1 | 1 |

Gambling:

| | | 18 | 19 | 20 | 21 | 22 | 23 | 24 |
|-----------------------------------|--------|-----------|-----------|-----------|-----------|-----------|-----------|-----------|
| Bookmaking (Horse and Sport Book) | Male | 0 | 0 | 0 | 0 | 0 | 0 | 0 |
| | Female | 0 | 0 | 0 | 0 | 0 | 0 | 0 |
| Numbers and Lottery | Male | 0 | 0 | 0 | 0 | 0 | 0 | 0 |
| | Female | 0 | 0 | 0 | 0 | 0 | 0 | 0 |
| All Other Gambling | Male | 0 | 0 | 0 | 0 | 0 | 0 | 0 |
| | Female | 0 | 0 | 0 | 0 | 0 | 0 | 0 |
| Total Gambling Violations: | | | | | | | | |
| | Male | 0 | 0 | 0 | 0 | 0 | 0 | 0 |
| | Female | 0 | 0 | 0 | 0 | 0 | 0 | 0 |

Miscellaneous:

| | | 18 | 19 | 20 | 21 | 22 | 23 | 24 |
|--|--------|-----------|-----------|-----------|-----------|-----------|-----------|-----------|
| Offenses Against the Family and Children | Male | 0 | 0 | 0 | 0 | 0 | 0 | 0 |
| | Female | 0 | 0 | 0 | 0 | 0 | 0 | 0 |
| Driving Under the Influence | Male | 0 | 0 | 3 | 0 | 1 | 1 | 2 |
| | Female | 0 | 0 | 0 | 0 | 0 | 0 | 0 |
| Liquor Laws | Male | 0 | 0 | 0 | 0 | 0 | 0 | 0 |
| | Female | 0 | 0 | 0 | 0 | 0 | 0 | 0 |
| Drunkenness | Male | 0 | 0 | 0 | 0 | 0 | 0 | 0 |
| | Female | 0 | 0 | 0 | 0 | 0 | 0 | 0 |
| Disorderly Conduct | Male | 0 | 0 | 0 | 0 | 0 | 0 | 0 |
| | Female | 0 | 0 | 0 | 0 | 0 | 0 | 0 |
| Vagrancy | Male | 0 | 0 | 0 | 0 | 0 | 0 | 0 |
| | Female | 0 | 0 | 0 | 0 | 0 | 0 | 0 |
| All Other Offenses (Except Traffic) | Male | 0 | 1 | 0 | 0 | 0 | 0 | 3 |
| | Female | 0 | 2 | 0 | 0 | 0 | 0 | 0 |
| Suspicion | Male | 0 | 0 | 0 | 0 | 0 | 0 | 0 |
| | Female | 0 | 0 | 0 | 0 | 0 | 0 | 0 |
| Total Miscellaneous Violations: | | | | | | | | |
| | Male | 0 | 1 | 3 | 0 | 1 | 1 | 5 |
| | Female | 0 | 2 | 0 | 0 | 0 | 0 | 0 |

Human Trafficking:

| | | 18 | 19 | 20 | 21 | 22 | 23 | 24 |
|--|--------|-----------|-----------|-----------|-----------|-----------|-----------|-----------|
| Human Trafficking/ Commercial Sex Acts | Male | 0 | 0 | 0 | 0 | 0 | 0 | 0 |
| | Female | 0 | 0 | 0 | 0 | 0 | 0 | 0 |
| Human Trafficking/ Involuntary Servitude | Male | 0 | 0 | 0 | 0 | 0 | 0 | 0 |
| | Female | 0 | 0 | 0 | 0 | 0 | 0 | 0 |
| Total Human Trafficking Violations: | | | | | | | | |
| | Male | 0 | 0 | 0 | 0 | 0 | 0 | 0 |
| | Female | 0 | 0 | 0 | 0 | 0 | 0 | 0 |

2016 Nye County Arrests - Adult
18 - 24 Years of Age

| Index Crime: | | 18 | 19 | 20 | 21 | 22 | 23 | 24 |
|--|--------|----|----|----|----|----|----|----|
| Murder and Nonnegligent Manslaughter | Male | 0 | 0 | 0 | 1 | 0 | 0 | 0 |
| | Female | 0 | 0 | 0 | 0 | 0 | 0 | 0 |
| Manslaughter by Negligence | Male | 0 | 0 | 0 | 0 | 0 | 0 | 0 |
| | Female | 0 | 0 | 0 | 0 | 0 | 0 | 0 |
| Rape | Male | 0 | 0 | 0 | 0 | 0 | 0 | 0 |
| | Female | 0 | 0 | 0 | 0 | 0 | 0 | 0 |
| Robbery | Male | 0 | 0 | 0 | 0 | 0 | 0 | 0 |
| | Female | 0 | 0 | 0 | 0 | 0 | 0 | 0 |
| Aggravated Assault (Return A - 4a-d) | Male | 0 | 0 | 0 | 0 | 1 | 2 | 1 |
| | Female | 0 | 0 | 0 | 0 | 2 | 0 | 1 |
| Burglary - Breaking or Entering | Male | 0 | 0 | 0 | 0 | 0 | 0 | 0 |
| | Female | 0 | 0 | 0 | 0 | 0 | 0 | 0 |
| Larceny - Theft (Except Motor Vehicle Theft) | Male | 0 | 0 | 0 | 0 | 0 | 0 | 0 |
| | Female | 0 | 0 | 0 | 0 | 0 | 0 | 0 |
| Motor Vehicle Theft | Male | 0 | 1 | 0 | 0 | 0 | 0 | 0 |
| | Female | 0 | 0 | 0 | 0 | 0 | 0 | 0 |
| Arson | Male | 0 | 0 | 0 | 0 | 0 | 0 | 0 |
| | Female | 0 | 0 | 0 | 0 | 0 | 0 | 0 |
| Total Index Crimes Violations: Male | | 0 | 1 | 0 | 1 | 1 | 2 | 1 |
| Female | | 0 | 0 | 0 | 0 | 2 | 0 | 1 |

| Other Offenses: | | 18 | 19 | 20 | 21 | 22 | 23 | 24 |
|--|--------|----|----|----|----|----|----|----|
| Other Assaults (Return A - 4e) | Male | 0 | 0 | 0 | 0 | 0 | 0 | 2 |
| | Female | 0 | 0 | 0 | 1 | 0 | 0 | 0 |
| Forgery and Counterfeiting | Male | 0 | 0 | 0 | 0 | 0 | 0 | 0 |
| | Female | 1 | 0 | 0 | 0 | 0 | 0 | 0 |
| Fraud | Male | 0 | 2 | 0 | 1 | 0 | 1 | 0 |
| | Female | 0 | 0 | 0 | 0 | 1 | 2 | 0 |
| Embezzlement | Male | 0 | 0 | 0 | 1 | 0 | 0 | 0 |
| | Female | 0 | 0 | 1 | 0 | 0 | 0 | 0 |
| Stolen Property; Buying, Receiving, Possessing | Male | 0 | 0 | 0 | 0 | 0 | 0 | 0 |
| | Female | 0 | 0 | 0 | 0 | 0 | 0 | 0 |
| Vandalism | Male | 0 | 0 | 0 | 2 | 1 | 2 | 0 |
| | Female | 1 | 0 | 0 | 0 | 0 | 0 | 0 |
| Weapons; Carrying, Possessing, etc. | Male | 2 | 0 | 0 | 1 | 2 | 0 | 3 |
| | Female | 0 | 0 | 0 | 0 | 0 | 0 | 0 |
| Total Other Offense Violations: Male | | 2 | 2 | 0 | 5 | 3 | 3 | 5 |
| Female | | 2 | 0 | 1 | 1 | 1 | 2 | 0 |

| Prostitution and Commercialized Vice: | | 18 | 19 | 20 | 21 | 22 | 23 | 24 |
|---|--------|----|----|----|----|----|----|----|
| Prostitution | Male | 1 | 0 | 0 | 0 | 0 | 0 | 0 |
| | Female | 0 | 0 | 0 | 0 | 0 | 0 | 0 |
| Assisting or Promoting Prostitution | Male | 0 | 0 | 0 | 0 | 0 | 0 | 0 |
| | Female | 0 | 0 | 0 | 0 | 0 | 0 | 0 |
| Purchasing Prostitution | Male | 0 | 0 | 0 | 0 | 0 | 0 | 0 |
| | Female | 0 | 0 | 0 | 0 | 0 | 0 | 0 |
| Sex Offenses (Except Forcible Rape and Prostitution) | Male | 0 | 0 | 0 | 0 | 0 | 0 | 0 |
| | Female | 0 | 0 | 0 | 0 | 0 | 0 | 0 |
| Total Prostitution & Commercialized Vice Violations: Male | | 1 | 0 | 0 | 0 | 0 | 0 | 0 |
| Female | | 0 | 0 | 0 | 0 | 0 | 0 | 0 |

2016 Nye County Arrests - Adult
18 - 24 Years of Age

Drug Abuse Violations:

| Sale/Manufacturing: | | 18 | 19 | 20 | 21 | 22 | 23 | 24 |
|--|--------|-----------|-----------|-----------|-----------|-----------|-----------|-----------|
| Opium or Cocaine and Their Derivatives (Morphine, Heroin, Codeine) | Male | 0 | 0 | 0 | 0 | 0 | 0 | 0 |
| | Female | 0 | 0 | 0 | 0 | 0 | 0 | 0 |
| Marijuana | Male | 1 | 0 | 0 | 0 | 0 | 0 | 0 |
| | Female | 0 | 0 | 0 | 0 | 0 | 0 | 0 |
| Synthetic Narcotics - Manufactured Narcotics Which Can Cause True Drug Addiction (Demerol, Methadones) | Male | 0 | 0 | 0 | 0 | 0 | 0 | 0 |
| | Female | 0 | 0 | 0 | 0 | 0 | 0 | 0 |
| Other - Dangerous Nonnarcotic Drugs (Barbiturates, Benzedrine) | Male | 0 | 0 | 0 | 0 | 0 | 0 | 0 |
| | Female | 0 | 0 | 0 | 0 | 0 | 0 | 0 |
| Possession: | | | | | | | | |
| Opium or Cocaine and Their Derivatives (Morphine, Heroin, Codeine) | Male | 0 | 0 | 0 | 0 | 0 | 0 | 0 |
| | Female | 0 | 0 | 0 | 0 | 0 | 0 | 0 |
| Marijuana | Male | 2 | 4 | 4 | 4 | 3 | 2 | 3 |
| | Female | 2 | 0 | 0 | 0 | 0 | 3 | 0 |
| Synthetic Narcotics - Manufactured Narcotics Which Can Cause True Drug Addiction (Demerol, Methadones) | Male | 0 | 0 | 0 | 0 | 0 | 0 | 0 |
| | Female | 0 | 0 | 0 | 0 | 0 | 0 | 0 |
| Other - Dangerous Nonnarcotic Drugs (Barbiturates, Benzedrine) | Male | 0 | 0 | 0 | 0 | 0 | 0 | 0 |
| | Female | 0 | 0 | 0 | 0 | 0 | 0 | 0 |
| Total Drug Abuse Violations: | | | | | | | | |
| | Male | 3 | 4 | 4 | 4 | 3 | 2 | 3 |
| | Female | 2 | 0 | 0 | 0 | 0 | 3 | 0 |

Gambling:

| | | 18 | 19 | 20 | 21 | 22 | 23 | 24 |
|-----------------------------------|--------|-----------|-----------|-----------|-----------|-----------|-----------|-----------|
| Bookmaking (Horse and Sport Book) | Male | 0 | 0 | 0 | 0 | 0 | 0 | 0 |
| | Female | 0 | 0 | 0 | 0 | 0 | 0 | 0 |
| Numbers and Lottery | Male | 0 | 0 | 0 | 0 | 0 | 0 | 0 |
| | Female | 0 | 0 | 0 | 0 | 0 | 0 | 0 |
| All Other Gambling | Male | 0 | 0 | 0 | 0 | 0 | 0 | 0 |
| | Female | 0 | 0 | 0 | 0 | 0 | 0 | 0 |
| Total Gambling Violations: | | | | | | | | |
| | Male | 0 | 0 | 0 | 0 | 0 | 0 | 0 |
| | Female | 0 | 0 | 0 | 0 | 0 | 0 | 0 |

Miscellaneous:

| | | 18 | 19 | 20 | 21 | 22 | 23 | 24 |
|--|--------|-----------|-----------|-----------|-----------|-----------|-----------|-----------|
| Offenses Against the Family and Children | Male | 1 | 1 | 1 | 0 | 0 | 0 | 2 |
| | Female | 0 | 0 | 1 | 1 | 0 | 0 | 1 |
| Driving Under the Influence | Male | 0 | 0 | 1 | 1 | 3 | 0 | 4 |
| | Female | 0 | 1 | 0 | 0 | 0 | 0 | 1 |
| Liquor Laws | Male | 1 | 2 | 0 | 0 | 0 | 0 | 0 |
| | Female | 1 | 1 | 0 | 0 | 0 | 0 | 0 |
| Drunkenness | Male | 3 | 1 | 0 | 0 | 0 | 5 | 3 |
| | Female | 2 | 2 | 1 | 0 | 1 | 1 | 1 |
| Disorderly Conduct | Male | 0 | 1 | 0 | 0 | 1 | 0 | 0 |
| | Female | 0 | 0 | 0 | 0 | 0 | 0 | 0 |
| Vagrancy | Male | 0 | 0 | 0 | 0 | 0 | 0 | 0 |
| | Female | 0 | 0 | 0 | 0 | 0 | 0 | 0 |
| All Other Offenses (Except Traffic) | Male | 7 | 7 | 8 | 21 | 13 | 19 | 15 |
| | Female | 3 | 2 | 2 | 5 | 4 | 5 | 2 |
| Suspicion | Male | 0 | 0 | 0 | 0 | 0 | 0 | 0 |
| | Female | 0 | 0 | 0 | 0 | 0 | 0 | 0 |
| Total Miscellaneous Violations: | | | | | | | | |
| | Male | 12 | 12 | 10 | 22 | 17 | 24 | 24 |
| | Female | 6 | 6 | 4 | 6 | 5 | 6 | 5 |

Human Trafficking:

| | | 18 | 19 | 20 | 21 | 22 | 23 | 24 |
|--|--------|-----------|-----------|-----------|-----------|-----------|-----------|-----------|
| Human Trafficking/ Commercial Sex Acts | Male | 0 | 0 | 0 | 0 | 0 | 0 | 0 |
| | Female | 0 | 0 | 0 | 0 | 0 | 0 | 0 |
| Human Trafficking/ Involuntary Servitude | Male | 0 | 0 | 0 | 0 | 0 | 0 | 0 |
| | Female | 0 | 0 | 0 | 0 | 0 | 0 | 0 |
| Total Human Trafficking Violations: | | | | | | | | |
| | Male | 0 | 0 | 0 | 0 | 0 | 0 | 0 |
| | Female | 0 | 0 | 0 | 0 | 0 | 0 | 0 |

2016 Pershing County Arrests - Adult
18 - 24 Years of Age

| Index Crime: | | 18 | 19 | 20 | 21 | 22 | 23 | 24 |
|--|--------|----|----|----|----|----|----|----|
| Murder and Nonnegligent Manslaughter | Male | 0 | 0 | 0 | 0 | 0 | 0 | 0 |
| | Female | 0 | 0 | 0 | 0 | 0 | 0 | 0 |
| Manslaughter by Negligence | Male | 0 | 0 | 0 | 0 | 0 | 0 | 0 |
| | Female | 0 | 0 | 0 | 0 | 0 | 0 | 0 |
| Rape | Male | 0 | 0 | 0 | 0 | 0 | 0 | 0 |
| | Female | 0 | 0 | 0 | 0 | 0 | 0 | 0 |
| Robbery | Male | 0 | 0 | 0 | 0 | 0 | 0 | 0 |
| | Female | 0 | 0 | 0 | 0 | 0 | 0 | 0 |
| Aggravated Assault (Return A - 4a-d) | Male | 1 | 0 | 0 | 0 | 0 | 1 | 0 |
| | Female | 0 | 0 | 0 | 0 | 0 | 0 | 0 |
| Burglary - Breaking or Entering | Male | 0 | 0 | 0 | 0 | 0 | 1 | 0 |
| | Female | 0 | 0 | 0 | 0 | 0 | 0 | 0 |
| Larceny - Theft (Except Motor Vehicle Theft) | Male | 0 | 0 | 1 | 0 | 1 | 0 | 0 |
| | Female | 0 | 0 | 0 | 0 | 0 | 0 | 0 |
| Motor Vehicle Theft | Male | 0 | 0 | 0 | 0 | 0 | 0 | 0 |
| | Female | 0 | 0 | 0 | 0 | 0 | 0 | 0 |
| Arson | Male | 0 | 0 | 0 | 0 | 0 | 0 | 0 |
| | Female | 0 | 0 | 0 | 0 | 0 | 0 | 0 |
| Total Index Crimes Violations: Male | | 1 | 0 | 1 | 0 | 1 | 2 | 0 |
| Female | | 0 | 0 | 0 | 0 | 0 | 0 | 0 |

| Other Offenses: | | 18 | 19 | 20 | 21 | 22 | 23 | 24 |
|--|--------|----|----|----|----|----|----|----|
| Other Assaults (Return A - 4e) | Male | 0 | 0 | 0 | 0 | 0 | 1 | 0 |
| | Female | 0 | 0 | 0 | 0 | 1 | 0 | 0 |
| Forgery and Counterfeiting | Male | 0 | 0 | 0 | 0 | 0 | 0 | 0 |
| | Female | 0 | 0 | 0 | 0 | 0 | 0 | 0 |
| Fraud | Male | 0 | 0 | 0 | 0 | 0 | 0 | 0 |
| | Female | 0 | 0 | 0 | 0 | 0 | 0 | 0 |
| Embezzlement | Male | 0 | 0 | 0 | 0 | 0 | 0 | 0 |
| | Female | 0 | 0 | 0 | 0 | 0 | 0 | 0 |
| Stolen Property; Buying, Receiving, Possessing | Male | 0 | 0 | 0 | 0 | 0 | 0 | 0 |
| | Female | 0 | 0 | 0 | 0 | 0 | 0 | 0 |
| Vandalism | Male | 0 | 0 | 0 | 0 | 0 | 0 | 0 |
| | Female | 0 | 0 | 0 | 0 | 0 | 0 | 0 |
| Weapons; Carrying, Possessing, etc. | Male | 0 | 0 | 0 | 0 | 0 | 0 | 0 |
| | Female | 0 | 0 | 0 | 0 | 0 | 0 | 0 |
| Total Other Offense Violations: Male | | 0 | 0 | 0 | 0 | 0 | 1 | 0 |
| Female | | 0 | 0 | 0 | 0 | 1 | 0 | 0 |

| Prostitution and Commercialized Vice: | | 18 | 19 | 20 | 21 | 22 | 23 | 24 |
|---|--------|----|----|----|----|----|----|----|
| Prostitution | Male | 0 | 0 | 0 | 0 | 0 | 0 | 0 |
| | Female | 0 | 0 | 0 | 0 | 0 | 0 | 0 |
| Assisting or Promoting Prostitution | Male | 0 | 0 | 0 | 0 | 0 | 0 | 0 |
| | Female | 0 | 0 | 0 | 0 | 0 | 0 | 0 |
| Purchasing Prostitution | Male | 0 | 0 | 0 | 0 | 0 | 0 | 0 |
| | Female | 0 | 0 | 0 | 0 | 0 | 0 | 0 |
| Sex Offenses (Except Forcible Rape and Prostitution) | Male | 0 | 0 | 0 | 0 | 0 | 0 | 0 |
| | Female | 0 | 0 | 0 | 0 | 0 | 0 | 0 |
| Total Prostitution & Commercialized Vice Violations: Male | | 0 | 0 | 0 | 0 | 0 | 0 | 0 |
| Female | | 0 | 0 | 0 | 0 | 0 | 0 | 0 |

2016 Pershing County Arrests - Adult
18 - 24 Years of Age

Drug Abuse Violations:

| Sale/Manufacturing: | | 18 | 19 | 20 | 21 | 22 | 23 | 24 |
|--|--------|-----------|-----------|-----------|-----------|-----------|-----------|-----------|
| Opium or Cocaine and Their Derivatives (Morphine, Heroin, Codeine) | Male | 0 | 0 | 0 | 0 | 0 | 0 | 0 |
| | Female | 0 | 0 | 0 | 0 | 0 | 0 | 0 |
| Marijuana | Male | 0 | 0 | 0 | 0 | 2 | 0 | 0 |
| | Female | 0 | 0 | 0 | 1 | 0 | 0 | 0 |
| Synthetic Narcotics - Manufactured Narcotics Which Can Cause True Drug Addiction (Demerol, Methadones) | Male | 0 | 0 | 0 | 0 | 1 | 0 | 3 |
| | Female | 0 | 0 | 0 | 0 | 0 | 0 | 0 |
| Other - Dangerous Nonnarcotic Drugs (Barbiturates, Benzedrine) | Male | 0 | 0 | 0 | 0 | 0 | 0 | 0 |
| | Female | 0 | 0 | 0 | 0 | 0 | 0 | 0 |
| Possession: | | | | | | | | |
| Opium or Cocaine and Their Derivatives (Morphine, Heroin, Codeine) | Male | 0 | 0 | 0 | 0 | 1 | 0 | 1 |
| | Female | 0 | 0 | 0 | 0 | 0 | 0 | 0 |
| Marijuana | Male | 0 | 1 | 0 | 1 | 1 | 4 | 1 |
| | Female | 0 | 0 | 0 | 0 | 1 | 0 | 0 |
| Synthetic Narcotics - Manufactured Narcotics Which Can Cause True Drug Addiction (Demerol, Methadones) | Male | 0 | 0 | 0 | 0 | 2 | 1 | 2 |
| | Female | 0 | 0 | 1 | 1 | 0 | 0 | 1 |
| Other - Dangerous Nonnarcotic Drugs (Barbiturates, Benzedrine) | Male | 0 | 0 | 0 | 0 | 0 | 0 | 0 |
| | Female | 0 | 0 | 0 | 0 | 0 | 0 | 0 |
| Total Drug Abuse Violations: | | | | | | | | |
| | Male | 0 | 1 | 0 | 1 | 7 | 5 | 7 |
| | Female | 0 | 0 | 1 | 2 | 1 | 0 | 1 |

Gambling:

| | | 18 | 19 | 20 | 21 | 22 | 23 | 24 |
|-----------------------------------|--------|-----------|-----------|-----------|-----------|-----------|-----------|-----------|
| Bookmaking (Horse and Sport Book) | Male | 0 | 0 | 0 | 0 | 0 | 0 | 0 |
| | Female | 0 | 0 | 0 | 0 | 0 | 0 | 0 |
| Numbers and Lottery | Male | 0 | 0 | 0 | 0 | 0 | 0 | 0 |
| | Female | 0 | 0 | 0 | 0 | 0 | 0 | 0 |
| All Other Gambling | Male | 0 | 0 | 0 | 0 | 0 | 0 | 0 |
| | Female | 0 | 0 | 0 | 0 | 0 | 0 | 0 |
| Total Gambling Violations: | | | | | | | | |
| | Male | 0 | 0 | 0 | 0 | 0 | 0 | 0 |
| | Female | 0 | 0 | 0 | 0 | 0 | 0 | 0 |

Miscellaneous:

| | | 18 | 19 | 20 | 21 | 22 | 23 | 24 |
|--|--------|-----------|-----------|-----------|-----------|-----------|-----------|-----------|
| Offenses Against the Family and Children | Male | 0 | 0 | 0 | 0 | 0 | 0 | 1 |
| | Female | 0 | 0 | 0 | 0 | 0 | 0 | 1 |
| Driving Under the Influence | Male | 0 | 0 | 0 | 0 | 0 | 0 | 0 |
| | Female | 0 | 0 | 0 | 0 | 0 | 0 | 0 |
| Liquor Laws | Male | 2 | 1 | 0 | 0 | 0 | 0 | 0 |
| | Female | 0 | 0 | 0 | 0 | 0 | 0 | 0 |
| Drunkenness | Male | 0 | 0 | 0 | 0 | 0 | 0 | 1 |
| | Female | 0 | 0 | 0 | 0 | 0 | 0 | 0 |
| Disorderly Conduct | Male | 0 | 0 | 0 | 0 | 0 | 0 | 0 |
| | Female | 0 | 0 | 0 | 0 | 0 | 0 | 0 |
| Vagrancy | Male | 0 | 0 | 0 | 0 | 0 | 0 | 0 |
| | Female | 0 | 0 | 0 | 0 | 0 | 0 | 0 |
| All Other Offenses (Except Traffic) | Male | 0 | 0 | 1 | 0 | 1 | 0 | 2 |
| | Female | 0 | 0 | 0 | 0 | 0 | 2 | 0 |
| Suspicion | Male | 0 | 0 | 0 | 0 | 0 | 0 | 0 |
| | Female | 0 | 0 | 0 | 0 | 0 | 0 | 0 |
| Total Miscellaneous Violations: | | | | | | | | |
| | Male | 2 | 1 | 1 | 0 | 1 | 0 | 4 |
| | Female | 0 | 0 | 0 | 0 | 0 | 2 | 1 |

Human Trafficking:

| | | 18 | 19 | 20 | 21 | 22 | 23 | 24 |
|--|--------|-----------|-----------|-----------|-----------|-----------|-----------|-----------|
| Human Trafficking/ Commercial Sex Acts | Male | 0 | 0 | 0 | 0 | 0 | 0 | 0 |
| | Female | 0 | 0 | 0 | 0 | 0 | 0 | 0 |
| Human Trafficking/ Involuntary Servitude | Male | 0 | 0 | 0 | 0 | 0 | 0 | 0 |
| | Female | 0 | 0 | 0 | 0 | 0 | 0 | 0 |
| Total Human Trafficking Violations: | | | | | | | | |
| | Male | 0 | 0 | 0 | 0 | 0 | 0 | 0 |
| | Female | 0 | 0 | 0 | 0 | 0 | 0 | 0 |

2016 Lovelock PD Arrests - Adult
18 - 24 Years of Age

| Index Crime: | | 18 | 19 | 20 | 21 | 22 | 23 | 24 |
|--|--------|----|----|----|----|----|----|----|
| Murder and Nonnegligent Manslaughter | Male | 0 | 0 | 0 | 0 | 0 | 0 | 0 |
| | Female | 0 | 0 | 0 | 0 | 0 | 0 | 0 |
| Manslaughter by Negligence | Male | 0 | 0 | 0 | 0 | 0 | 0 | 0 |
| | Female | 0 | 0 | 0 | 0 | 0 | 0 | 0 |
| Rape | Male | 0 | 0 | 0 | 0 | 0 | 0 | 0 |
| | Female | 0 | 0 | 0 | 0 | 0 | 0 | 0 |
| Robbery | Male | 0 | 0 | 0 | 0 | 0 | 0 | 0 |
| | Female | 0 | 0 | 0 | 0 | 0 | 0 | 0 |
| Aggravated Assault (Return A - 4a-d) | Male | 1 | 0 | 0 | 0 | 0 | 0 | 0 |
| | Female | 0 | 0 | 0 | 0 | 0 | 0 | 0 |
| Burglary - Breaking or Entering | Male | 0 | 0 | 0 | 0 | 0 | 1 | 0 |
| | Female | 0 | 0 | 0 | 0 | 0 | 0 | 0 |
| Larceny - Theft (Except Motor Vehicle Theft) | Male | 0 | 0 | 0 | 0 | 1 | 0 | 0 |
| | Female | 0 | 0 | 0 | 0 | 0 | 0 | 0 |
| Motor Vehicle Theft | Male | 0 | 0 | 0 | 0 | 0 | 0 | 0 |
| | Female | 0 | 0 | 0 | 0 | 0 | 0 | 0 |
| Arson | Male | 0 | 0 | 0 | 0 | 0 | 0 | 0 |
| | Female | 0 | 0 | 0 | 0 | 0 | 0 | 0 |
| Total Index Crimes Violations: Male | | 1 | 0 | 0 | 0 | 1 | 1 | 0 |
| Female | | 0 | 0 | 0 | 0 | 0 | 0 | 0 |

| Other Offenses: | | 18 | 19 | 20 | 21 | 22 | 23 | 24 |
|--|--------|----|----|----|----|----|----|----|
| Other Assaults (Return A - 4e) | Male | 0 | 0 | 0 | 0 | 0 | 0 | 0 |
| | Female | 0 | 0 | 0 | 0 | 1 | 0 | 0 |
| Forgery and Counterfeiting | Male | 0 | 0 | 0 | 0 | 0 | 0 | 0 |
| | Female | 0 | 0 | 0 | 0 | 0 | 0 | 0 |
| Fraud | Male | 0 | 0 | 0 | 0 | 0 | 0 | 0 |
| | Female | 0 | 0 | 0 | 0 | 0 | 0 | 0 |
| Embezzlement | Male | 0 | 0 | 0 | 0 | 0 | 0 | 0 |
| | Female | 0 | 0 | 0 | 0 | 0 | 0 | 0 |
| Stolen Property; Buying, Receiving, Possessing | Male | 0 | 0 | 0 | 0 | 0 | 0 | 0 |
| | Female | 0 | 0 | 0 | 0 | 0 | 0 | 0 |
| Vandalism | Male | 0 | 0 | 0 | 0 | 0 | 0 | 0 |
| | Female | 0 | 0 | 0 | 0 | 0 | 0 | 0 |
| Weapons; Carrying, Possessing, etc. | Male | 0 | 0 | 0 | 0 | 0 | 0 | 0 |
| | Female | 0 | 0 | 0 | 0 | 0 | 0 | 0 |
| Total Other Offense Violations: Male | | 0 | 0 | 0 | 0 | 0 | 0 | 0 |
| Female | | 0 | 0 | 0 | 0 | 1 | 0 | 0 |

| Prostitution and Commercialized Vice: | | 18 | 19 | 20 | 21 | 22 | 23 | 24 |
|---|--------|----|----|----|----|----|----|----|
| Prostitution | Male | 0 | 0 | 0 | 0 | 0 | 0 | 0 |
| | Female | 0 | 0 | 0 | 0 | 0 | 0 | 0 |
| Assisting or Promoting Prostitution | Male | 0 | 0 | 0 | 0 | 0 | 0 | 0 |
| | Female | 0 | 0 | 0 | 0 | 0 | 0 | 0 |
| Purchasing Prostitution | Male | 0 | 0 | 0 | 0 | 0 | 0 | 0 |
| | Female | 0 | 0 | 0 | 0 | 0 | 0 | 0 |
| Sex Offenses (Except Forcible Rape and Prostitution) | Male | 0 | 0 | 0 | 0 | 0 | 0 | 0 |
| | Female | 0 | 0 | 0 | 0 | 0 | 0 | 0 |
| Total Prostitution & Commercialized Vice Violations: Male | | 0 | 0 | 0 | 0 | 0 | 0 | 0 |
| Female | | 0 | 0 | 0 | 0 | 0 | 0 | 0 |

2016 Lovelock PD Arrests - Adult
18 - 24 Years of Age

Drug Abuse Violations:

| Sale/Manufacturing: | | 18 | 19 | 20 | 21 | 22 | 23 | 24 |
|--|--------|-----------|-----------|-----------|-----------|-----------|-----------|-----------|
| Opium or Cocaine and Their Derivatives (Morphine, Heroin, Codeine) | Male | 0 | 0 | 0 | 0 | 0 | 0 | 0 |
| | Female | 0 | 0 | 0 | 0 | 0 | 0 | 0 |
| Marijuana | Male | 0 | 0 | 0 | 0 | 0 | 0 | 0 |
| | Female | 0 | 0 | 0 | 0 | 0 | 0 | 0 |
| Synthetic Narcotics - Manufactured Narcotics Which Can Cause True Drug Addiction (Demerol, Methadones) | Male | 0 | 0 | 0 | 0 | 0 | 0 | 0 |
| | Female | 0 | 0 | 0 | 0 | 0 | 0 | 0 |
| Other - Dangerous Nonnarcotic Drugs (Barbiturates, Benzedrine) | Male | 0 | 0 | 0 | 0 | 0 | 0 | 0 |
| | Female | 0 | 0 | 0 | 0 | 0 | 0 | 0 |
| Possession: | | | | | | | | |
| Opium or Cocaine and Their Derivatives (Morphine, Heroin, Codeine) | Male | 0 | 0 | 0 | 0 | 0 | 0 | 0 |
| | Female | 0 | 0 | 0 | 0 | 0 | 0 | 0 |
| Marijuana | Male | 0 | 0 | 0 | 0 | 0 | 0 | 0 |
| | Female | 0 | 0 | 0 | 0 | 0 | 0 | 0 |
| Synthetic Narcotics - Manufactured Narcotics Which Can Cause True Drug Addiction (Demerol, Methadones) | Male | 0 | 0 | 0 | 0 | 0 | 0 | 0 |
| | Female | 0 | 0 | 0 | 0 | 0 | 0 | 0 |
| Other - Dangerous Nonnarcotic Drugs (Barbiturates, Benzedrine) | Male | 0 | 0 | 0 | 0 | 0 | 0 | 0 |
| | Female | 0 | 0 | 0 | 0 | 0 | 0 | 0 |
| Total Drug Abuse Violations: | | | | | | | | |
| | Male | 0 | 0 | 0 | 0 | 0 | 0 | 0 |
| | Female | 0 | 0 | 0 | 0 | 0 | 0 | 0 |

Gambling:

| | | 18 | 19 | 20 | 21 | 22 | 23 | 24 |
|-----------------------------------|--------|-----------|-----------|-----------|-----------|-----------|-----------|-----------|
| Bookmaking (Horse and Sport Book) | Male | 0 | 0 | 0 | 0 | 0 | 0 | 0 |
| | Female | 0 | 0 | 0 | 0 | 0 | 0 | 0 |
| Numbers and Lottery | Male | 0 | 0 | 0 | 0 | 0 | 0 | 0 |
| | Female | 0 | 0 | 0 | 0 | 0 | 0 | 0 |
| All Other Gambling | Male | 0 | 0 | 0 | 0 | 0 | 0 | 0 |
| | Female | 0 | 0 | 0 | 0 | 0 | 0 | 0 |
| Total Gambling Violations: | | | | | | | | |
| | Male | 0 | 0 | 0 | 0 | 0 | 0 | 0 |
| | Female | 0 | 0 | 0 | 0 | 0 | 0 | 0 |

Miscellaneous:

| | | 18 | 19 | 20 | 21 | 22 | 23 | 24 |
|--|--------|-----------|-----------|-----------|-----------|-----------|-----------|-----------|
| Offenses Against the Family and Children | Male | 0 | 0 | 0 | 0 | 0 | 0 | 1 |
| | Female | 0 | 0 | 0 | 0 | 0 | 0 | 1 |
| Driving Under the Influence | Male | 0 | 0 | 0 | 0 | 0 | 0 | 0 |
| | Female | 0 | 0 | 0 | 0 | 0 | 0 | 0 |
| Liquor Laws | Male | 2 | 0 | 0 | 0 | 0 | 0 | 0 |
| | Female | 0 | 0 | 0 | 0 | 0 | 0 | 0 |
| Drunkenness | Male | 0 | 0 | 0 | 0 | 0 | 0 | 0 |
| | Female | 0 | 0 | 0 | 0 | 0 | 0 | 0 |
| Disorderly Conduct | Male | 0 | 0 | 0 | 0 | 0 | 0 | 0 |
| | Female | 0 | 0 | 0 | 0 | 0 | 0 | 0 |
| Vagrancy | Male | 0 | 0 | 0 | 0 | 0 | 0 | 0 |
| | Female | 0 | 0 | 0 | 0 | 0 | 0 | 0 |
| All Other Offenses (Except Traffic) | Male | 0 | 0 | 0 | 0 | 1 | 0 | 1 |
| | Female | 0 | 0 | 0 | 0 | 0 | 2 | 0 |
| Suspicion | Male | 0 | 0 | 0 | 0 | 0 | 0 | 0 |
| | Female | 0 | 0 | 0 | 0 | 0 | 0 | 0 |
| Total Miscellaneous Violations: | | | | | | | | |
| | Male | 2 | 0 | 0 | 0 | 1 | 0 | 2 |
| | Female | 0 | 0 | 0 | 0 | 0 | 2 | 1 |

Human Trafficking:

| | | 18 | 19 | 20 | 21 | 22 | 23 | 24 |
|--|--------|-----------|-----------|-----------|-----------|-----------|-----------|-----------|
| Human Trafficking/ Commercial Sex Acts | Male | 0 | 0 | 0 | 0 | 0 | 0 | 0 |
| | Female | 0 | 0 | 0 | 0 | 0 | 0 | 0 |
| Human Trafficking/ Involuntary Servitude | Male | 0 | 0 | 0 | 0 | 0 | 0 | 0 |
| | Female | 0 | 0 | 0 | 0 | 0 | 0 | 0 |
| Total Human Trafficking Violations: | | | | | | | | |
| | Male | 0 | 0 | 0 | 0 | 0 | 0 | 0 |
| | Female | 0 | 0 | 0 | 0 | 0 | 0 | 0 |

2016 Pershing Co SO Arrests - Adult
18 - 24 Years of Age

| Index Crime: | | 18 | 19 | 20 | 21 | 22 | 23 | 24 |
|--|--------|----|----|----|----|----|----|----|
| Murder and Nonnegligent Manslaughter | Male | 0 | 0 | 0 | 0 | 0 | 0 | 0 |
| | Female | 0 | 0 | 0 | 0 | 0 | 0 | 0 |
| Manslaughter by Negligence | Male | 0 | 0 | 0 | 0 | 0 | 0 | 0 |
| | Female | 0 | 0 | 0 | 0 | 0 | 0 | 0 |
| Rape | Male | 0 | 0 | 0 | 0 | 0 | 0 | 0 |
| | Female | 0 | 0 | 0 | 0 | 0 | 0 | 0 |
| Robbery | Male | 0 | 0 | 0 | 0 | 0 | 0 | 0 |
| | Female | 0 | 0 | 0 | 0 | 0 | 0 | 0 |
| Aggravated Assault (Return A - 4a-d) | Male | 0 | 0 | 0 | 0 | 0 | 1 | 0 |
| | Female | 0 | 0 | 0 | 0 | 0 | 0 | 0 |
| Burglary - Breaking or Entering | Male | 0 | 0 | 0 | 0 | 0 | 0 | 0 |
| | Female | 0 | 0 | 0 | 0 | 0 | 0 | 0 |
| Larceny - Theft (Except Motor Vehicle Theft) | Male | 0 | 0 | 1 | 0 | 0 | 0 | 0 |
| | Female | 0 | 0 | 0 | 0 | 0 | 0 | 0 |
| Motor Vehicle Theft | Male | 0 | 0 | 0 | 0 | 0 | 0 | 0 |
| | Female | 0 | 0 | 0 | 0 | 0 | 0 | 0 |
| Arson | Male | 0 | 0 | 0 | 0 | 0 | 0 | 0 |
| | Female | 0 | 0 | 0 | 0 | 0 | 0 | 0 |
| Total Index Crimes Violations: Male | | 0 | 0 | 1 | 0 | 0 | 1 | 0 |
| Female | | 0 | 0 | 0 | 0 | 0 | 0 | 0 |

| Other Offenses: | | 18 | 19 | 20 | 21 | 22 | 23 | 24 |
|--|--------|----|----|----|----|----|----|----|
| Other Assaults (Return A - 4e) | Male | 0 | 0 | 0 | 0 | 0 | 1 | 0 |
| | Female | 0 | 0 | 0 | 0 | 0 | 0 | 0 |
| Forgery and Counterfeiting | Male | 0 | 0 | 0 | 0 | 0 | 0 | 0 |
| | Female | 0 | 0 | 0 | 0 | 0 | 0 | 0 |
| Fraud | Male | 0 | 0 | 0 | 0 | 0 | 0 | 0 |
| | Female | 0 | 0 | 0 | 0 | 0 | 0 | 0 |
| Embezzlement | Male | 0 | 0 | 0 | 0 | 0 | 0 | 0 |
| | Female | 0 | 0 | 0 | 0 | 0 | 0 | 0 |
| Stolen Property; Buying, Receiving, Possessing | Male | 0 | 0 | 0 | 0 | 0 | 0 | 0 |
| | Female | 0 | 0 | 0 | 0 | 0 | 0 | 0 |
| Vandalism | Male | 0 | 0 | 0 | 0 | 0 | 0 | 0 |
| | Female | 0 | 0 | 0 | 0 | 0 | 0 | 0 |
| Weapons; Carrying, Possessing, etc. | Male | 0 | 0 | 0 | 0 | 0 | 0 | 0 |
| | Female | 0 | 0 | 0 | 0 | 0 | 0 | 0 |
| Total Other Offense Violations: Male | | 0 | 0 | 0 | 0 | 0 | 1 | 0 |
| Female | | 0 | 0 | 0 | 0 | 0 | 0 | 0 |

| Prostitution and Commercialized Vice: | | 18 | 19 | 20 | 21 | 22 | 23 | 24 |
|---|--------|----|----|----|----|----|----|----|
| Prostitution | Male | 0 | 0 | 0 | 0 | 0 | 0 | 0 |
| | Female | 0 | 0 | 0 | 0 | 0 | 0 | 0 |
| Assisting or Promoting Prostitution | Male | 0 | 0 | 0 | 0 | 0 | 0 | 0 |
| | Female | 0 | 0 | 0 | 0 | 0 | 0 | 0 |
| Purchasing Prostitution | Male | 0 | 0 | 0 | 0 | 0 | 0 | 0 |
| | Female | 0 | 0 | 0 | 0 | 0 | 0 | 0 |
| Sex Offenses (Except Forcible Rape and Prostitution) | Male | 0 | 0 | 0 | 0 | 0 | 0 | 0 |
| | Female | 0 | 0 | 0 | 0 | 0 | 0 | 0 |
| Total Prostitution & Commercialized Vice Violations: Male | | 0 | 0 | 0 | 0 | 0 | 0 | 0 |
| Female | | 0 | 0 | 0 | 0 | 0 | 0 | 0 |

2016 Pershing Co SO Arrests - Adult
18 - 24 Years of Age

Drug Abuse Violations:

| Sale/Manufacturing: | | 18 | 19 | 20 | 21 | 22 | 23 | 24 |
|--|--------|-----------|-----------|-----------|-----------|-----------|-----------|-----------|
| Opium or Cocaine and Their Derivatives (Morphine, Heroin, Codeine) | Male | 0 | 0 | 0 | 0 | 0 | 0 | 0 |
| | Female | 0 | 0 | 0 | 0 | 0 | 0 | 0 |
| Marijuana | Male | 0 | 0 | 0 | 0 | 2 | 0 | 0 |
| | Female | 0 | 0 | 0 | 1 | 0 | 0 | 0 |
| Synthetic Narcotics - Manufactured Narcotics Which Can Cause True Drug Addiction Demerol, Methadones) | Male | 0 | 0 | 0 | 0 | 1 | 0 | 3 |
| | Female | 0 | 0 | 0 | 0 | 0 | 0 | 0 |
| Other - Dangerous Nonnarcotic Drugs (Barbiturates, Benzedrine) | Male | 0 | 0 | 0 | 0 | 0 | 0 | 0 |
| | Female | 0 | 0 | 0 | 0 | 0 | 0 | 0 |
| Possession: | | | | | | | | |
| Opium or Cocaine and Their Derivatives (Morphine, Heroin, Codeine) | Male | 0 | 0 | 0 | 0 | 1 | 0 | 1 |
| | Female | 0 | 0 | 0 | 0 | 0 | 0 | 0 |
| Marijuana | Male | 0 | 1 | 0 | 1 | 1 | 4 | 1 |
| | Female | 0 | 0 | 0 | 0 | 1 | 0 | 0 |
| Synthetic Narcotics - Manufactured Narcotics Which Can Cause True Drug Addiction (Demerol, Methadones) | Male | 0 | 0 | 0 | 0 | 2 | 1 | 2 |
| | Female | 0 | 0 | 1 | 1 | 0 | 0 | 1 |
| Other - Dangerous Nonnarcotic Drugs (Barbiturates, Benzedrine) | Male | 0 | 0 | 0 | 0 | 0 | 0 | 0 |
| | Female | 0 | 0 | 0 | 0 | 0 | 0 | 0 |
| Total Drug Abuse Violations: | | | | | | | | |
| | Male | 0 | 1 | 0 | 1 | 7 | 5 | 7 |
| | Female | 0 | 0 | 1 | 2 | 1 | 0 | 1 |

Gambling:

| | | 18 | 19 | 20 | 21 | 22 | 23 | 24 |
|-----------------------------------|--------|-----------|-----------|-----------|-----------|-----------|-----------|-----------|
| Bookmaking (Horse and Sport Book) | Male | 0 | 0 | 0 | 0 | 0 | 0 | 0 |
| | Female | 0 | 0 | 0 | 0 | 0 | 0 | 0 |
| Numbers and Lottery | Male | 0 | 0 | 0 | 0 | 0 | 0 | 0 |
| | Female | 0 | 0 | 0 | 0 | 0 | 0 | 0 |
| All Other Gambling | Male | 0 | 0 | 0 | 0 | 0 | 0 | 0 |
| | Female | 0 | 0 | 0 | 0 | 0 | 0 | 0 |
| Total Gambling Violations: | | | | | | | | |
| | Male | 0 | 0 | 0 | 0 | 0 | 0 | 0 |
| | Female | 0 | 0 | 0 | 0 | 0 | 0 | 0 |

Miscellaneous:

| | | 18 | 19 | 20 | 21 | 22 | 23 | 24 |
|--|--------|-----------|-----------|-----------|-----------|-----------|-----------|-----------|
| Offenses Against the Family and Children | Male | 0 | 0 | 0 | 0 | 0 | 0 | 0 |
| | Female | 0 | 0 | 0 | 0 | 0 | 0 | 0 |
| Driving Under the Influence | Male | 0 | 0 | 0 | 0 | 0 | 0 | 0 |
| | Female | 0 | 0 | 0 | 0 | 0 | 0 | 0 |
| Liquor Laws | Male | 0 | 1 | 0 | 0 | 0 | 0 | 0 |
| | Female | 0 | 0 | 0 | 0 | 0 | 0 | 0 |
| Drunkenness | Male | 0 | 0 | 0 | 0 | 0 | 0 | 1 |
| | Female | 0 | 0 | 0 | 0 | 0 | 0 | 0 |
| Disorderly Conduct | Male | 0 | 0 | 0 | 0 | 0 | 0 | 0 |
| | Female | 0 | 0 | 0 | 0 | 0 | 0 | 0 |
| Vagrancy | Male | 0 | 0 | 0 | 0 | 0 | 0 | 0 |
| | Female | 0 | 0 | 0 | 0 | 0 | 0 | 0 |
| All Other Offenses (Except Traffic) | Male | 0 | 0 | 1 | 0 | 0 | 0 | 1 |
| | Female | 0 | 0 | 0 | 0 | 0 | 0 | 0 |
| Suspicion | Male | 0 | 0 | 0 | 0 | 0 | 0 | 0 |
| | Female | 0 | 0 | 0 | 0 | 0 | 0 | 0 |
| Total Miscellaneous Violations: | | | | | | | | |
| | Male | 0 | 1 | 1 | 0 | 0 | 0 | 2 |
| | Female | 0 | 0 | 0 | 0 | 0 | 0 | 0 |

Human Trafficking:

| | | 18 | 19 | 20 | 21 | 22 | 23 | 24 |
|--|--------|-----------|-----------|-----------|-----------|-----------|-----------|-----------|
| Human Trafficking/ Commercial Sex Acts | Male | 0 | 0 | 0 | 0 | 0 | 0 | 0 |
| | Female | 0 | 0 | 0 | 0 | 0 | 0 | 0 |
| Human Trafficking/ Involuntary Servitude | Male | 0 | 0 | 0 | 0 | 0 | 0 | 0 |
| | Female | 0 | 0 | 0 | 0 | 0 | 0 | 0 |
| Total Human Trafficking Violations: | | | | | | | | |
| | Male | 0 | 0 | 0 | 0 | 0 | 0 | 0 |
| | Female | 0 | 0 | 0 | 0 | 0 | 0 | 0 |

2016 Storey County Arrests - Adult
18 - 24 Years of Age

| Index Crime: | | 18 | 19 | 20 | 21 | 22 | 23 | 24 |
|--|--------|----|----|----|----|----|----|----|
| Murder and Nonnegligent Manslaughter | Male | 0 | 0 | 0 | 0 | 0 | 0 | 0 |
| | Female | 0 | 0 | 0 | 0 | 0 | 0 | 0 |
| Manslaughter by Negligence | Male | 0 | 0 | 0 | 0 | 0 | 0 | 0 |
| | Female | 0 | 0 | 0 | 0 | 0 | 0 | 0 |
| Rape | Male | 0 | 0 | 0 | 0 | 0 | 0 | 0 |
| | Female | 0 | 0 | 0 | 0 | 0 | 0 | 0 |
| Robbery | Male | 0 | 0 | 0 | 0 | 0 | 0 | 0 |
| | Female | 0 | 0 | 0 | 0 | 0 | 0 | 0 |
| Aggravated Assault (Return A - 4a-d) | Male | 0 | 0 | 0 | 0 | 0 | 0 | 0 |
| | Female | 0 | 0 | 0 | 0 | 0 | 0 | 0 |
| Burglary - Breaking or Entering | Male | 0 | 0 | 0 | 0 | 0 | 0 | 0 |
| | Female | 0 | 0 | 0 | 0 | 0 | 0 | 0 |
| Larceny - Theft (Except Motor Vehicle Theft) | Male | 0 | 0 | 0 | 0 | 0 | 0 | 0 |
| | Female | 0 | 0 | 0 | 0 | 0 | 0 | 0 |
| Motor Vehicle Theft | Male | 0 | 0 | 0 | 0 | 0 | 0 | 0 |
| | Female | 0 | 0 | 0 | 0 | 0 | 0 | 0 |
| Arson | Male | 0 | 0 | 0 | 0 | 0 | 1 | 0 |
| | Female | 0 | 0 | 0 | 0 | 0 | 0 | 0 |
| Total Index Crimes Violations: | | | | | | | | |
| | Male | 0 | 0 | 0 | 0 | 0 | 1 | 0 |
| | Female | 0 | 0 | 0 | 0 | 0 | 0 | 0 |

| Other Offenses: | | 18 | 19 | 20 | 21 | 22 | 23 | 24 |
|--|--------|----|----|----|----|----|----|----|
| Other Assaults (Return A - 4e) | Male | 0 | 0 | 0 | 0 | 0 | 1 | 0 |
| | Female | 0 | 0 | 0 | 0 | 0 | 0 | 0 |
| Forgery and Counterfeiting | Male | 0 | 0 | 0 | 0 | 0 | 0 | 0 |
| | Female | 0 | 0 | 0 | 0 | 0 | 0 | 0 |
| Fraud | Male | 0 | 0 | 0 | 0 | 0 | 0 | 0 |
| | Female | 0 | 0 | 0 | 0 | 0 | 0 | 0 |
| Embezzlement | Male | 0 | 0 | 0 | 0 | 0 | 0 | 0 |
| | Female | 0 | 0 | 0 | 0 | 0 | 0 | 0 |
| Stolen Property; Buying, Receiving, Possessing | Male | 0 | 0 | 0 | 0 | 0 | 0 | 0 |
| | Female | 0 | 0 | 0 | 0 | 0 | 0 | 0 |
| Vandalism | Male | 0 | 0 | 0 | 0 | 0 | 0 | 0 |
| | Female | 0 | 0 | 0 | 0 | 0 | 0 | 0 |
| Weapons; Carrying, Possessing, etc. | Male | 0 | 0 | 0 | 0 | 0 | 0 | 0 |
| | Female | 0 | 0 | 0 | 0 | 0 | 0 | 0 |
| Total Other Offense Violations: | | | | | | | | |
| | Male | 0 | 0 | 0 | 0 | 0 | 1 | 0 |
| | Female | 0 | 0 | 0 | 0 | 0 | 0 | 0 |

| Prostitution and Commercialized Vice: | | 18 | 19 | 20 | 21 | 22 | 23 | 24 |
|--|--------|----|----|----|----|----|----|----|
| Prostitution | Male | 0 | 0 | 0 | 0 | 0 | 0 | 0 |
| | Female | 0 | 0 | 0 | 0 | 0 | 0 | 0 |
| Assisting or Promoting Prostitution | Male | 0 | 0 | 0 | 0 | 0 | 0 | 0 |
| | Female | 0 | 0 | 0 | 0 | 0 | 0 | 0 |
| Purchasing Prostitution | Male | 0 | 0 | 0 | 0 | 0 | 0 | 0 |
| | Female | 0 | 0 | 0 | 0 | 0 | 0 | 0 |
| Sex Offenses (Except Forcible Rape and Prostitution) | Male | 0 | 0 | 0 | 0 | 0 | 0 | 0 |
| | Female | 0 | 0 | 0 | 0 | 0 | 0 | 0 |
| Total Prostitution & Commercialized Vice Violations: | | | | | | | | |
| | Male | 0 | 0 | 0 | 0 | 0 | 0 | 0 |
| | Female | 0 | 0 | 0 | 0 | 0 | 0 | 0 |

2016 Storey County Arrests - Adult
18 - 24 Years of Age

Drug Abuse Violations:

| Sale/Manufacturing: | | 18 | 19 | 20 | 21 | 22 | 23 | 24 |
|--|--------|-----------|-----------|-----------|-----------|-----------|-----------|-----------|
| Opium or Cocaine and Their Derivatives (Morphine, Heroin, Codeine) | Male | 0 | 0 | 0 | 0 | 0 | 0 | 0 |
| | Female | 0 | 0 | 0 | 0 | 0 | 0 | 0 |
| Marijuana | Male | 1 | 0 | 0 | 1 | 1 | 1 | 0 |
| | Female | 0 | 1 | 0 | 0 | 0 | 0 | 0 |
| Synthetic Narcotics - Manufactured Narcotics Which Can Cause True Drug Addiction Demerol, Methadones) | Male | 0 | 0 | 0 | 0 | 0 | 0 | 0 |
| | Female | 0 | 0 | 0 | 0 | 0 | 0 | 0 |
| Other - Dangerous Nonnarcotic Drugs (Barbiturates, Benzedrine) | Male | 1 | 0 | 0 | 0 | 1 | 0 | 0 |
| | Female | 0 | 0 | 0 | 0 | 1 | 0 | 0 |
| Possession: | | | | | | | | |
| Opium or Cocaine and Their Derivatives (Morphine, Heroin, Codeine) | Male | 0 | 0 | 0 | 0 | 0 | 0 | 0 |
| | Female | 0 | 0 | 0 | 0 | 0 | 0 | 0 |
| Marijuana | Male | 0 | 0 | 0 | 0 | 0 | 0 | 0 |
| | Female | 0 | 0 | 0 | 0 | 0 | 0 | 0 |
| Synthetic Narcotics - Manufactured Narcotics Which Can Cause True Drug Addiction (Demerol, Methadones) | Male | 0 | 0 | 0 | 0 | 0 | 0 | 0 |
| | Female | 0 | 0 | 0 | 0 | 0 | 0 | 0 |
| Other - Dangerous Nonnarcotic Drugs (Barbiturates, Benzedrine) | Male | 0 | 0 | 0 | 0 | 0 | 0 | 0 |
| | Female | 0 | 0 | 0 | 0 | 0 | 0 | 0 |
| Total Drug Abuse Violations: | | | | | | | | |
| | Male | 2 | 0 | 0 | 1 | 2 | 1 | 0 |
| | Female | 0 | 1 | 0 | 0 | 1 | 0 | 0 |

Gambling:

| | | 18 | 19 | 20 | 21 | 22 | 23 | 24 |
|-----------------------------------|--------|-----------|-----------|-----------|-----------|-----------|-----------|-----------|
| Bookmaking (Horse and Sport Book) | Male | 0 | 0 | 0 | 0 | 0 | 0 | 0 |
| | Female | 0 | 0 | 0 | 0 | 0 | 0 | 0 |
| Numbers and Lottery | Male | 0 | 0 | 0 | 0 | 0 | 0 | 0 |
| | Female | 0 | 0 | 0 | 0 | 0 | 0 | 0 |
| All Other Gambling | Male | 0 | 0 | 0 | 0 | 0 | 0 | 0 |
| | Female | 0 | 0 | 0 | 0 | 0 | 0 | 0 |
| Total Gambling Violations: | | | | | | | | |
| | Male | 0 | 0 | 0 | 0 | 0 | 0 | 0 |
| | Female | 0 | 0 | 0 | 0 | 0 | 0 | 0 |

Miscellaneous:

| | | 18 | 19 | 20 | 21 | 22 | 23 | 24 |
|--|--------|-----------|-----------|-----------|-----------|-----------|-----------|-----------|
| Offenses Against the Family and Children | Male | 0 | 0 | 0 | 0 | 0 | 0 | 0 |
| | Female | 1 | 0 | 0 | 0 | 0 | 0 | 1 |
| Driving Under the Influence | Male | 0 | 0 | 0 | 1 | 0 | 0 | 0 |
| | Female | 0 | 0 | 0 | 0 | 0 | 0 | 0 |
| Liquor Laws | Male | 0 | 0 | 3 | 0 | 0 | 0 | 0 |
| | Female | 1 | 0 | 1 | 0 | 0 | 0 | 0 |
| Drunkenness | Male | 0 | 0 | 0 | 0 | 0 | 0 | 0 |
| | Female | 0 | 0 | 0 | 0 | 0 | 0 | 0 |
| Disorderly Conduct | Male | 0 | 0 | 0 | 1 | 0 | 0 | 0 |
| | Female | 0 | 0 | 0 | 0 | 0 | 0 | 1 |
| Vagrancy | Male | 0 | 0 | 0 | 0 | 0 | 0 | 0 |
| | Female | 0 | 0 | 0 | 0 | 0 | 0 | 0 |
| All Other Offenses (Except Traffic) | Male | 4 | 1 | 4 | 1 | 2 | 1 | 3 |
| | Female | 1 | 0 | 2 | 1 | 0 | 0 | 2 |
| Suspicion | Male | 0 | 0 | 0 | 0 | 0 | 0 | 0 |
| | Female | 0 | 0 | 0 | 0 | 0 | 0 | 0 |
| Total Miscellaneous Violations: | | | | | | | | |
| | Male | 4 | 1 | 7 | 3 | 2 | 1 | 3 |
| | Female | 3 | 0 | 3 | 1 | 0 | 0 | 4 |

Human Trafficking:

| | | 18 | 19 | 20 | 21 | 22 | 23 | 24 |
|--|--------|-----------|-----------|-----------|-----------|-----------|-----------|-----------|
| Human Trafficking/ Commercial Sex Acts | Male | 0 | 0 | 0 | 0 | 0 | 0 | 0 |
| | Female | 0 | 0 | 0 | 0 | 0 | 0 | 0 |
| Human Trafficking/ Involuntary Servitude | Male | 0 | 0 | 0 | 0 | 0 | 0 | 0 |
| | Female | 0 | 0 | 0 | 0 | 0 | 0 | 0 |
| Total Human Trafficking Violations: | | | | | | | | |
| | Male | 0 | 0 | 0 | 0 | 0 | 0 | 0 |
| | Female | 0 | 0 | 0 | 0 | 0 | 0 | 0 |

2016 Washoe County Arrests - Adult
18 - 24 Years of Age

| Index Crime: | | 18 | 19 | 20 | 21 | 22 | 23 | 24 |
|--|--------|----|----|----|----|-----|----|----|
| Murder and Nonnegligent Manslaughter | Male | 0 | 1 | 0 | 0 | 0 | 0 | 0 |
| | Female | 0 | 0 | 0 | 0 | 0 | 0 | 0 |
| Manslaughter by Negligence | Male | 0 | 0 | 0 | 0 | 0 | 0 | 0 |
| | Female | 0 | 0 | 0 | 0 | 0 | 0 | 0 |
| Rape | Male | 2 | 3 | 1 | 0 | 1 | 0 | 1 |
| | Female | 0 | 0 | 0 | 0 | 0 | 0 | 0 |
| Robbery | Male | 11 | 10 | 15 | 6 | 4 | 6 | 7 |
| | Female | 1 | 0 | 0 | 2 | 1 | 2 | 0 |
| Aggravated Assault (Return A - 4a-d) | Male | 21 | 30 | 42 | 36 | 52 | 42 | 47 |
| | Female | 14 | 8 | 13 | 17 | 17 | 20 | 9 |
| Burglary - Breaking or Entering | Male | 15 | 21 | 15 | 17 | 25 | 19 | 19 |
| | Female | 2 | 2 | 6 | 3 | 9 | 2 | 11 |
| Larceny - Theft (Except Motor Vehicle Theft) | Male | 27 | 19 | 21 | 23 | 25 | 23 | 11 |
| | Female | 18 | 18 | 18 | 22 | 21 | 26 | 16 |
| Motor Vehicle Theft | Male | 9 | 6 | 4 | 7 | 7 | 4 | 8 |
| | Female | 1 | 1 | 5 | 2 | 1 | 1 | 4 |
| Arson | Male | 1 | 1 | 1 | 0 | 1 | 0 | 0 |
| | Female | 0 | 0 | 0 | 0 | 0 | 0 | 0 |
| Total Index Crimes Violations: | | | | | | | | |
| | Male | 86 | 91 | 99 | 89 | 115 | 94 | 93 |
| | Female | 36 | 29 | 42 | 46 | 49 | 51 | 40 |

| Other Offenses: | | 18 | 19 | 20 | 21 | 22 | 23 | 24 |
|--|--------|----|----|----|----|----|----|----|
| Other Assaults (Return A - 4e) | Male | 13 | 9 | 10 | 15 | 18 | 13 | 15 |
| | Female | 4 | 6 | 6 | 11 | 4 | 5 | 12 |
| Forgery and Counterfeiting | Male | 0 | 3 | 0 | 3 | 2 | 0 | 0 |
| | Female | 0 | 0 | 1 | 1 | 0 | 1 | 1 |
| Fraud | Male | 5 | 4 | 3 | 6 | 2 | 5 | 5 |
| | Female | 0 | 3 | 4 | 0 | 3 | 1 | 3 |
| Embezzlement | Male | 0 | 1 | 1 | 0 | 3 | 1 | 1 |
| | Female | 1 | 1 | 1 | 2 | 1 | 0 | 0 |
| Stolen Property; Buying, Receiving, Possessing | Male | 2 | 3 | 3 | 4 | 6 | 3 | 2 |
| | Female | 0 | 2 | 1 | 1 | 3 | 2 | 1 |
| Vandalism | Male | 7 | 5 | 11 | 9 | 8 | 8 | 9 |
| | Female | 0 | 0 | 0 | 1 | 4 | 0 | 0 |
| Weapons; Carrying, Possessing, etc. | Male | 5 | 5 | 11 | 8 | 7 | 3 | 5 |
| | Female | 0 | 1 | 0 | 0 | 0 | 0 | 2 |
| Total Other Offense Violations: | | | | | | | | |
| | Male | 32 | 30 | 39 | 45 | 46 | 33 | 37 |
| | Female | 5 | 13 | 13 | 16 | 15 | 9 | 19 |

| Prostitution and Commercialized Vice: | | 18 | 19 | 20 | 21 | 22 | 23 | 24 |
|--|--------|----|----|----|----|----|----|----|
| Prostitution | Male | 0 | 0 | 0 | 0 | 0 | 0 | 0 |
| | Female | 5 | 4 | 3 | 3 | 6 | 3 | 4 |
| Assisting or Promoting Prostitution | Male | 0 | 0 | 0 | 0 | 0 | 0 | 0 |
| | Female | 0 | 0 | 0 | 0 | 0 | 0 | 0 |
| Purchasing Prostitution | Male | 0 | 0 | 0 | 0 | 0 | 0 | 0 |
| | Female | 0 | 0 | 0 | 0 | 0 | 0 | 0 |
| Sex Offenses (Except Forcible Rape and Prostitution) | Male | 1 | 2 | 0 | 2 | 1 | 3 | 1 |
| | Female | 1 | 0 | 1 | 0 | 0 | 0 | 0 |
| Total Prostitution & Commercialized Vice Violations: | | | | | | | | |
| | Male | 1 | 2 | 0 | 2 | 1 | 3 | 1 |
| | Female | 6 | 4 | 4 | 3 | 6 | 3 | 4 |

2016 Washoe County Arrests - Adult
18 - 24 Years of Age

Drug Abuse Violations:

| Sale/Manufacturing: | | 18 | 19 | 20 | 21 | 22 | 23 | 24 |
|--|--------|-----------|-----------|-----------|-----------|-----------|-----------|-----------|
| Opium or Cocaine and Their Derivatives (Morphine, Heroin, Codeine) | Male | 0 | 1 | 0 | 2 | 0 | 1 | 0 |
| | Female | 0 | 0 | 0 | 1 | 0 | 0 | 1 |
| Marijuana | Male | 13 | 15 | 12 | 11 | 6 | 7 | 2 |
| | Female | 0 | 0 | 1 | 0 | 1 | 3 | 1 |
| Synthetic Narcotics - Manufactured Narcotics Which Can Cause True Drug Addiction (Demerol, Methadones) | Male | 0 | 0 | 0 | 1 | 0 | 0 | 0 |
| | Female | 0 | 0 | 0 | 0 | 0 | 0 | 0 |
| Other - Dangerous Nonnarcotic Drugs (Barbiturates, Benzedrine) | Male | 0 | 0 | 0 | 0 | 0 | 0 | 0 |
| | Female | 0 | 0 | 0 | 0 | 0 | 0 | 0 |
| Possession: | | | | | | | | |
| Opium or Cocaine and Their Derivatives (Morphine, Heroin, Codeine) | Male | 2 | 0 | 0 | 0 | 0 | 0 | 1 |
| | Female | 0 | 0 | 0 | 0 | 0 | 0 | 0 |
| Marijuana | Male | 44 | 23 | 16 | 11 | 10 | 9 | 7 |
| | Female | 10 | 2 | 2 | 0 | 2 | 4 | 2 |
| Synthetic Narcotics - Manufactured Narcotics Which Can Cause True Drug Addiction (Demerol, Methadones) | Male | 1 | 0 | 0 | 0 | 0 | 1 | 0 |
| | Female | 0 | 0 | 0 | 0 | 0 | 0 | 0 |
| Other - Dangerous Nonnarcotic Drugs (Barbiturates, Benzedrine) | Male | 1 | 2 | 0 | 0 | 0 | 0 | 0 |
| | Female | 0 | 0 | 0 | 0 | 0 | 0 | 0 |
| Total Drug Abuse Violations: | | | | | | | | |
| | Male | 61 | 41 | 28 | 25 | 16 | 18 | 10 |
| | Female | 10 | 2 | 3 | 1 | 3 | 7 | 4 |

Gambling:

| | | 18 | 19 | 20 | 21 | 22 | 23 | 24 |
|-----------------------------------|--------|-----------|-----------|-----------|-----------|-----------|-----------|-----------|
| Bookmaking (Horse and Sport Book) | Male | 0 | 0 | 0 | 0 | 0 | 0 | 0 |
| | Female | 0 | 0 | 0 | 0 | 0 | 0 | 0 |
| Numbers and Lottery | Male | 0 | 0 | 0 | 0 | 0 | 0 | 0 |
| | Female | 0 | 0 | 0 | 0 | 0 | 0 | 0 |
| All Other Gambling | Male | 0 | 0 | 0 | 0 | 0 | 0 | 0 |
| | Female | 0 | 0 | 0 | 0 | 0 | 0 | 0 |
| Total Gambling Violations: | | | | | | | | |
| | Male | 0 | 0 | 0 | 0 | 0 | 0 | 0 |
| | Female | 0 | 0 | 0 | 0 | 0 | 0 | 0 |

Miscellaneous:

| | | 18 | 19 | 20 | 21 | 22 | 23 | 24 |
|--|--------|-----------|-----------|-----------|-----------|-----------|-----------|-----------|
| Offenses Against the Family and Children | Male | 11 | 3 | 7 | 8 | 10 | 6 | 12 |
| | Female | 2 | 0 | 2 | 1 | 1 | 4 | 4 |
| Driving Under the Influence | Male | 15 | 20 | 23 | 46 | 45 | 38 | 49 |
| | Female | 3 | 2 | 5 | 15 | 11 | 16 | 17 |
| Liquor Laws | Male | 89 | 85 | 62 | 3 | 9 | 10 | 7 |
| | Female | 61 | 43 | 32 | 1 | 1 | 1 | 5 |
| Drunkenness | Male | 0 | 0 | 0 | 0 | 0 | 0 | 0 |
| | Female | 0 | 0 | 0 | 0 | 0 | 0 | 0 |
| Disorderly Conduct | Male | 1 | 1 | 2 | 1 | 3 | 2 | 1 |
| | Female | 0 | 1 | 0 | 0 | 1 | 0 | 0 |
| Vagrancy | Male | 0 | 0 | 3 | 0 | 0 | 1 | 1 |
| | Female | 0 | 0 | 0 | 0 | 0 | 0 | 0 |
| All Other Offenses (Except Traffic) | Male | 110 | 160 | 211 | 236 | 250 | 249 | 243 |
| | Female | 30 | 44 | 69 | 70 | 95 | 89 | 82 |
| Suspicion | Male | 0 | 0 | 0 | 0 | 0 | 0 | 0 |
| | Female | 0 | 0 | 0 | 0 | 0 | 0 | 0 |
| Total Miscellaneous Violations: | | | | | | | | |
| | Male | 226 | 269 | 308 | 294 | 317 | 306 | 313 |
| | Female | 96 | 90 | 108 | 87 | 109 | 110 | 108 |

Human Trafficking:

| | | 18 | 19 | 20 | 21 | 22 | 23 | 24 |
|--|--------|-----------|-----------|-----------|-----------|-----------|-----------|-----------|
| Human Trafficking/ Commercial Sex Acts | Male | 0 | 0 | 0 | 0 | 0 | 0 | 0 |
| | Female | 0 | 0 | 0 | 0 | 0 | 0 | 0 |
| Human Trafficking/ Involuntary Servitude | Male | 0 | 0 | 0 | 0 | 0 | 0 | 0 |
| | Female | 0 | 0 | 0 | 0 | 0 | 0 | 0 |
| Total Human Trafficking Violations: | | | | | | | | |
| | Male | 0 | 0 | 0 | 0 | 0 | 0 | 0 |
| | Female | 0 | 0 | 0 | 0 | 0 | 0 | 0 |

2016 Reno PD Arrests - Adult
18 - 24 Years of Age

| Index Crime: | | 18 | 19 | 20 | 21 | 22 | 23 | 24 |
|--|--------|----|----|----|----|----|----|----|
| Murder and Nonnegligent Manslaughter | Male | 0 | 0 | 0 | 0 | 0 | 0 | 0 |
| | Female | 0 | 0 | 0 | 0 | 0 | 0 | 0 |
| Manslaughter by Negligence | Male | 0 | 0 | 0 | 0 | 0 | 0 | 0 |
| | Female | 0 | 0 | 0 | 0 | 0 | 0 | 0 |
| Rape | Male | 1 | 2 | 0 | 0 | 1 | 0 | 1 |
| | Female | 0 | 0 | 0 | 0 | 0 | 0 | 0 |
| Robbery | Male | 7 | 6 | 10 | 4 | 4 | 3 | 5 |
| | Female | 1 | 0 | 0 | 2 | 1 | 0 | 0 |
| Aggravated Assault (Return A - 4a-d) | Male | 8 | 14 | 25 | 18 | 28 | 21 | 23 |
| | Female | 8 | 4 | 7 | 10 | 7 | 11 | 3 |
| Burglary - Breaking or Entering | Male | 11 | 14 | 10 | 7 | 18 | 12 | 9 |
| | Female | 2 | 0 | 3 | 3 | 3 | 1 | 4 |
| Larceny - Theft (Except Motor Vehicle Theft) | Male | 13 | 9 | 9 | 19 | 22 | 16 | 7 |
| | Female | 12 | 13 | 13 | 19 | 18 | 16 | 14 |
| Motor Vehicle Theft | Male | 6 | 3 | 2 | 7 | 3 | 2 | 6 |
| | Female | 1 | 0 | 4 | 0 | 1 | 1 | 0 |
| Arson | Male | 0 | 0 | 0 | 0 | 0 | 0 | 0 |
| | Female | 0 | 0 | 0 | 0 | 0 | 0 | 0 |
| Total Index Crimes Violations: | | | | | | | | |
| | Male | 46 | 48 | 56 | 55 | 76 | 54 | 51 |
| | Female | 24 | 17 | 27 | 34 | 30 | 29 | 21 |

| Other Offenses: | | 18 | 19 | 20 | 21 | 22 | 23 | 24 |
|--|--------|----|----|----|----|----|----|----|
| Other Assaults (Return A - 4e) | Male | 5 | 6 | 3 | 12 | 11 | 8 | 13 |
| | Female | 2 | 3 | 6 | 9 | 2 | 3 | 6 |
| Forgery and Counterfeiting | Male | 0 | 3 | 0 | 3 | 2 | 0 | 0 |
| | Female | 0 | 0 | 1 | 1 | 0 | 1 | 1 |
| Fraud | Male | 4 | 3 | 2 | 1 | 2 | 2 | 1 |
| | Female | 0 | 1 | 3 | 0 | 2 | 0 | 1 |
| Embezzlement | Male | 0 | 0 | 1 | 0 | 2 | 0 | 1 |
| | Female | 1 | 1 | 0 | 0 | 0 | 0 | 0 |
| Stolen Property; Buying, Receiving, Possessing | Male | 1 | 0 | 3 | 2 | 2 | 2 | 1 |
| | Female | 0 | 1 | 1 | 0 | 2 | 0 | 0 |
| Vandalism | Male | 6 | 4 | 6 | 7 | 6 | 2 | 4 |
| | Female | 0 | 0 | 0 | 1 | 3 | 0 | 0 |
| Weapons; Carrying, Possessing, etc. | Male | 2 | 2 | 5 | 2 | 4 | 0 | 4 |
| | Female | 0 | 0 | 0 | 0 | 0 | 0 | 0 |
| Total Other Offense Violations: | | | | | | | | |
| | Male | 18 | 18 | 20 | 27 | 29 | 14 | 24 |
| | Female | 3 | 6 | 11 | 11 | 9 | 4 | 8 |

| Prostitution and Commercialized Vice: | | 18 | 19 | 20 | 21 | 22 | 23 | 24 |
|--|--------|----|----|----|----|----|----|----|
| Prostitution | Male | 0 | 0 | 0 | 0 | 0 | 0 | 0 |
| | Female | 5 | 4 | 3 | 3 | 6 | 3 | 4 |
| Assisting or Promoting Prostitution | Male | 0 | 0 | 0 | 0 | 0 | 0 | 0 |
| | Female | 0 | 0 | 0 | 0 | 0 | 0 | 0 |
| Purchasing Prostitution | Male | 0 | 0 | 0 | 0 | 0 | 0 | 0 |
| | Female | 0 | 0 | 0 | 0 | 0 | 0 | 0 |
| Sex Offenses (Except Forcible Rape and Prostitution) | Male | 0 | 2 | 0 | 1 | 0 | 2 | 1 |
| | Female | 0 | 0 | 1 | 0 | 0 | 0 | 0 |
| Total Prostitution & Commercialized Vice Violations: | | | | | | | | |
| | Male | 0 | 2 | 0 | 1 | 0 | 2 | 1 |
| | Female | 5 | 4 | 4 | 3 | 6 | 3 | 4 |

2016 Reno PD Arrests - Adult
18 - 24 Years of Age

Drug Abuse Violations:

| Sale/Manufacturing: | | 18 | 19 | 20 | 21 | 22 | 23 | 24 |
|--|--------|-----------|-----------|-----------|-----------|-----------|-----------|-----------|
| Opium or Cocaine and Their Derivatives (Morphine, Heroin, Codeine) | Male | 0 | 0 | 0 | 0 | 0 | 0 | 0 |
| | Female | 0 | 0 | 0 | 0 | 0 | 0 | 1 |
| Marijuana | Male | 10 | 12 | 10 | 9 | 5 | 5 | 2 |
| | Female | 0 | 0 | 1 | 0 | 0 | 3 | 0 |
| Synthetic Narcotics - Manufactured Narcotics Which Can Cause True Drug Addiction Demerol, Methadones) | Male | 0 | 0 | 0 | 0 | 0 | 0 | 0 |
| | Female | 0 | 0 | 0 | 0 | 0 | 0 | 0 |
| Other - Dangerous Nonnarcotic Drugs (Barbiturates, Benzedrine) | Male | 0 | 0 | 0 | 0 | 0 | 0 | 0 |
| | Female | 0 | 0 | 0 | 0 | 0 | 0 | 0 |
| Possession: | | | | | | | | |
| Opium or Cocaine and Their Derivatives (Morphine, Heroin, Codeine) | Male | 0 | 0 | 0 | 0 | 0 | 0 | 0 |
| | Female | 0 | 0 | 0 | 0 | 0 | 0 | 0 |
| Marijuana | Male | 6 | 4 | 4 | 2 | 2 | 3 | 3 |
| | Female | 0 | 0 | 1 | 0 | 1 | 1 | 0 |
| Synthetic Narcotics - Manufactured Narcotics Which Can Cause True Drug Addiction (Demerol, Methadones) | Male | 0 | 0 | 0 | 0 | 0 | 0 | 0 |
| | Female | 0 | 0 | 0 | 0 | 0 | 0 | 0 |
| Other - Dangerous Nonnarcotic Drugs (Barbiturates, Benzedrine) | Male | 0 | 1 | 0 | 0 | 0 | 0 | 0 |
| | Female | 0 | 0 | 0 | 0 | 0 | 0 | 0 |
| Total Drug Abuse Violations: | | | | | | | | |
| | Male | 16 | 17 | 14 | 11 | 7 | 8 | 5 |
| | Female | 0 | 0 | 2 | 0 | 1 | 4 | 1 |

Gambling:

| | | 18 | 19 | 20 | 21 | 22 | 23 | 24 |
|-----------------------------------|--------|-----------|-----------|-----------|-----------|-----------|-----------|-----------|
| Bookmaking (Horse and Sport Book) | Male | 0 | 0 | 0 | 0 | 0 | 0 | 0 |
| | Female | 0 | 0 | 0 | 0 | 0 | 0 | 0 |
| Numbers and Lottery | Male | 0 | 0 | 0 | 0 | 0 | 0 | 0 |
| | Female | 0 | 0 | 0 | 0 | 0 | 0 | 0 |
| All Other Gambling | Male | 0 | 0 | 0 | 0 | 0 | 0 | 0 |
| | Female | 0 | 0 | 0 | 0 | 0 | 0 | 0 |
| Total Gambling Violations: | | | | | | | | |
| | Male | 0 | 0 | 0 | 0 | 0 | 0 | 0 |
| | Female | 0 | 0 | 0 | 0 | 0 | 0 | 0 |

Miscellaneous:

| | | 18 | 19 | 20 | 21 | 22 | 23 | 24 |
|--|--------|-----------|-----------|-----------|-----------|-----------|-----------|-----------|
| Offenses Against the Family and Children | Male | 7 | 1 | 4 | 5 | 10 | 1 | 9 |
| | Female | 1 | 0 | 2 | 0 | 1 | 4 | 1 |
| Driving Under the Influence | Male | 6 | 8 | 7 | 23 | 25 | 15 | 27 |
| | Female | 0 | 2 | 2 | 5 | 5 | 9 | 9 |
| Liquor Laws | Male | 32 | 37 | 28 | 3 | 7 | 10 | 6 |
| | Female | 18 | 16 | 11 | 1 | 1 | 1 | 5 |
| Drunkenness | Male | 0 | 0 | 0 | 0 | 0 | 0 | 0 |
| | Female | 0 | 0 | 0 | 0 | 0 | 0 | 0 |
| Disorderly Conduct | Male | 0 | 0 | 1 | 1 | 2 | 0 | 1 |
| | Female | 0 | 0 | 0 | 0 | 0 | 0 | 0 |
| Vagrancy | Male | 0 | 0 | 3 | 0 | 0 | 1 | 1 |
| | Female | 0 | 0 | 0 | 0 | 0 | 0 | 0 |
| All Other Offenses (Except Traffic) | Male | 51 | 70 | 112 | 122 | 140 | 134 | 146 |
| | Female | 14 | 20 | 41 | 43 | 47 | 53 | 46 |
| Suspicion | Male | 0 | 0 | 0 | 0 | 0 | 0 | 0 |
| | Female | 0 | 0 | 0 | 0 | 0 | 0 | 0 |
| Total Miscellaneous Violations: | | | | | | | | |
| | Male | 96 | 116 | 155 | 154 | 184 | 161 | 190 |
| | Female | 33 | 38 | 56 | 49 | 54 | 67 | 61 |

Human Trafficking:

| | | 18 | 19 | 20 | 21 | 22 | 23 | 24 |
|--|--------|-----------|-----------|-----------|-----------|-----------|-----------|-----------|
| Human Trafficking/ Commercial Sex Acts | Male | 0 | 0 | 0 | 0 | 0 | 0 | 0 |
| | Female | 0 | 0 | 0 | 0 | 0 | 0 | 0 |
| Human Trafficking/ Involuntary Servitude | Male | 0 | 0 | 0 | 0 | 0 | 0 | 0 |
| | Female | 0 | 0 | 0 | 0 | 0 | 0 | 0 |
| Total Human Trafficking Violations: | | | | | | | | |
| | Male | 0 | 0 | 0 | 0 | 0 | 0 | 0 |
| | Female | 0 | 0 | 0 | 0 | 0 | 0 | 0 |

2016 Reno-Tahoe Airport Authority PD Arrests - Adult
18 - 24 Years of Age

| Index Crime: | | 18 | 19 | 20 | 21 | 22 | 23 | 24 |
|--|--------|----|----|----|----|----|----|----|
| Murder and Nonnegligent Manslaughter | Male | 0 | 0 | 0 | 0 | 0 | 0 | 0 |
| | Female | 0 | 0 | 0 | 0 | 0 | 0 | 0 |
| Manslaughter by Negligence | Male | 0 | 0 | 0 | 0 | 0 | 0 | 0 |
| | Female | 0 | 0 | 0 | 0 | 0 | 0 | 0 |
| Rape | Male | 0 | 0 | 0 | 0 | 0 | 0 | 0 |
| | Female | 0 | 0 | 0 | 0 | 0 | 0 | 0 |
| Robbery | Male | 0 | 0 | 0 | 0 | 0 | 0 | 0 |
| | Female | 0 | 0 | 0 | 0 | 0 | 0 | 0 |
| Aggravated Assault (Return A - 4a-d) | Male | 0 | 0 | 0 | 0 | 0 | 0 | 0 |
| | Female | 0 | 0 | 0 | 0 | 0 | 0 | 0 |
| Burglary - Breaking or Entering | Male | 0 | 0 | 0 | 0 | 0 | 0 | 0 |
| | Female | 0 | 0 | 0 | 0 | 2 | 0 | 0 |
| Larceny - Theft (Except Motor Vehicle Theft) | Male | 0 | 0 | 0 | 0 | 0 | 0 | 0 |
| | Female | 0 | 0 | 0 | 0 | 0 | 0 | 0 |
| Motor Vehicle Theft | Male | 0 | 0 | 0 | 0 | 0 | 0 | 0 |
| | Female | 0 | 0 | 0 | 0 | 0 | 0 | 0 |
| Arson | Male | 0 | 0 | 0 | 0 | 0 | 0 | 0 |
| | Female | 0 | 0 | 0 | 0 | 0 | 0 | 0 |
| Total Index Crimes Violations: | | | | | | | | |
| | Male | 0 | 0 | 0 | 0 | 0 | 0 | 0 |
| | Female | 0 | 0 | 0 | 0 | 2 | 0 | 0 |

| Other Offenses: | | 18 | 19 | 20 | 21 | 22 | 23 | 24 |
|--|--------|----|----|----|----|----|----|----|
| Other Assaults (Return A - 4e) | Male | 0 | 0 | 0 | 0 | 0 | 0 | 0 |
| | Female | 0 | 0 | 0 | 0 | 0 | 0 | 0 |
| Forgery and Counterfeiting | Male | 0 | 0 | 0 | 0 | 0 | 0 | 0 |
| | Female | 0 | 0 | 0 | 0 | 0 | 0 | 0 |
| Fraud | Male | 0 | 0 | 0 | 0 | 0 | 0 | 0 |
| | Female | 0 | 0 | 0 | 0 | 0 | 0 | 0 |
| Embezzlement | Male | 0 | 0 | 0 | 0 | 0 | 0 | 0 |
| | Female | 0 | 0 | 0 | 0 | 0 | 0 | 0 |
| Stolen Property; Buying, Receiving, Possessing | Male | 0 | 0 | 0 | 0 | 0 | 0 | 0 |
| | Female | 0 | 0 | 0 | 0 | 0 | 0 | 0 |
| Vandalism | Male | 0 | 0 | 0 | 0 | 0 | 0 | 0 |
| | Female | 0 | 0 | 0 | 0 | 0 | 0 | 0 |
| Weapons; Carrying, Possessing, etc. | Male | 0 | 0 | 0 | 1 | 0 | 0 | 0 |
| | Female | 0 | 0 | 0 | 0 | 0 | 0 | 0 |
| Total Other Offense Violations: | | | | | | | | |
| | Male | 0 | 0 | 0 | 1 | 0 | 0 | 0 |
| | Female | 0 | 0 | 0 | 0 | 0 | 0 | 0 |

| Prostitution and Commercialized Vice: | | 18 | 19 | 20 | 21 | 22 | 23 | 24 |
|--|--------|----|----|----|----|----|----|----|
| Prostitution | Male | 0 | 0 | 0 | 0 | 0 | 0 | 0 |
| | Female | 0 | 0 | 0 | 0 | 0 | 0 | 0 |
| Assisting or Promoting Prostitution | Male | 0 | 0 | 0 | 0 | 0 | 0 | 0 |
| | Female | 0 | 0 | 0 | 0 | 0 | 0 | 0 |
| Purchasing Prostitution | Male | 0 | 0 | 0 | 0 | 0 | 0 | 0 |
| | Female | 0 | 0 | 0 | 0 | 0 | 0 | 0 |
| Sex Offenses (Except Forcible Rape and Prostitution) | Male | 0 | 0 | 0 | 0 | 0 | 0 | 0 |
| | Female | 0 | 0 | 0 | 0 | 0 | 0 | 0 |
| Total Prostitution & Commercialized Vice Violations: | | | | | | | | |
| | Male | 0 | 0 | 0 | 0 | 0 | 0 | 0 |
| | Female | 0 | 0 | 0 | 0 | 0 | 0 | 0 |

2016 Reno-Tahoe Airport Authority PD Arrests - Adult
18 - 24 Years of Age

Drug Abuse Violations:

| Sale/Manufacturing: | | 18 | 19 | 20 | 21 | 22 | 23 | 24 |
|--|--------|-----------|-----------|-----------|-----------|-----------|-----------|-----------|
| Opium or Cocaine and Their Derivatives (Morphine, Heroin, Codeine) | Male | 0 | 0 | 0 | 0 | 0 | 0 | 0 |
| | Female | 0 | 0 | 0 | 0 | 0 | 0 | 0 |
| Marijuana | Male | 0 | 0 | 0 | 0 | 0 | 0 | 0 |
| | Female | 0 | 0 | 0 | 0 | 0 | 0 | 0 |
| Synthetic Narcotics - Manufactured Narcotics Which Can Cause True Drug Addiction (Demerol, Methadones) | Male | 0 | 0 | 0 | 0 | 0 | 0 | 0 |
| | Female | 0 | 0 | 0 | 0 | 0 | 0 | 0 |
| Other - Dangerous Nonnarcotic Drugs (Barbiturates, Benzedrine) | Male | 0 | 0 | 0 | 0 | 0 | 0 | 0 |
| | Female | 0 | 0 | 0 | 0 | 0 | 0 | 0 |
| Possession: | | | | | | | | |
| Opium or Cocaine and Their Derivatives (Morphine, Heroin, Codeine) | Male | 0 | 0 | 0 | 0 | 0 | 0 | 0 |
| | Female | 0 | 0 | 0 | 0 | 0 | 0 | 0 |
| Marijuana | Male | 0 | 0 | 0 | 0 | 0 | 0 | 0 |
| | Female | 1 | 0 | 0 | 0 | 0 | 0 | 0 |
| Synthetic Narcotics - Manufactured Narcotics Which Can Cause True Drug Addiction (Demerol, Methadones) | Male | 0 | 0 | 0 | 0 | 0 | 0 | 0 |
| | Female | 0 | 0 | 0 | 0 | 0 | 0 | 0 |
| Other - Dangerous Nonnarcotic Drugs (Barbiturates, Benzedrine) | Male | 0 | 0 | 0 | 0 | 0 | 0 | 0 |
| | Female | 0 | 0 | 0 | 0 | 0 | 0 | 0 |
| Total Drug Abuse Violations: | | | | | | | | |
| | Male | 0 | 0 | 0 | 0 | 0 | 0 | 0 |
| | Female | 1 | 0 | 0 | 0 | 0 | 0 | 0 |

Gambling:

| | | 18 | 19 | 20 | 21 | 22 | 23 | 24 |
|-----------------------------------|--------|-----------|-----------|-----------|-----------|-----------|-----------|-----------|
| Bookmaking (Horse and Sport Book) | Male | 0 | 0 | 0 | 0 | 0 | 0 | 0 |
| | Female | 0 | 0 | 0 | 0 | 0 | 0 | 0 |
| Numbers and Lottery | Male | 0 | 0 | 0 | 0 | 0 | 0 | 0 |
| | Female | 0 | 0 | 0 | 0 | 0 | 0 | 0 |
| All Other Gambling | Male | 0 | 0 | 0 | 0 | 0 | 0 | 0 |
| | Female | 0 | 0 | 0 | 0 | 0 | 0 | 0 |
| Total Gambling Violations: | | | | | | | | |
| | Male | 0 | 0 | 0 | 0 | 0 | 0 | 0 |
| | Female | 0 | 0 | 0 | 0 | 0 | 0 | 0 |

Miscellaneous:

| | | 18 | 19 | 20 | 21 | 22 | 23 | 24 |
|--|--------|-----------|-----------|-----------|-----------|-----------|-----------|-----------|
| Offenses Against the Family and Children | Male | 0 | 0 | 0 | 0 | 0 | 0 | 0 |
| | Female | 0 | 0 | 0 | 0 | 0 | 0 | 0 |
| Driving Under the Influence | Male | 0 | 0 | 0 | 0 | 0 | 0 | 0 |
| | Female | 0 | 0 | 0 | 0 | 0 | 0 | 0 |
| Liquor Laws | Male | 0 | 0 | 0 | 0 | 0 | 0 | 0 |
| | Female | 0 | 0 | 0 | 0 | 0 | 0 | 0 |
| Drunkenness | Male | 0 | 0 | 0 | 0 | 0 | 0 | 0 |
| | Female | 0 | 0 | 0 | 0 | 0 | 0 | 0 |
| Disorderly Conduct | Male | 0 | 0 | 0 | 0 | 0 | 0 | 0 |
| | Female | 0 | 0 | 0 | 0 | 0 | 0 | 0 |
| Vagrancy | Male | 0 | 0 | 0 | 0 | 0 | 0 | 0 |
| | Female | 0 | 0 | 0 | 0 | 0 | 0 | 0 |
| All Other Offenses (Except Traffic) | Male | 0 | 0 | 0 | 0 | 0 | 0 | 0 |
| | Female | 0 | 0 | 0 | 0 | 0 | 0 | 0 |
| Suspicion | Male | 0 | 0 | 0 | 0 | 0 | 0 | 0 |
| | Female | 0 | 0 | 0 | 0 | 0 | 0 | 0 |
| Total Miscellaneous Violations: | | | | | | | | |
| | Male | 0 | 0 | 0 | 0 | 0 | 0 | 0 |
| | Female | 0 | 0 | 0 | 0 | 0 | 0 | 0 |

Human Trafficking:

| | | 18 | 19 | 20 | 21 | 22 | 23 | 24 |
|--|--------|-----------|-----------|-----------|-----------|-----------|-----------|-----------|
| Human Trafficking/ Commercial Sex Acts | Male | 0 | 0 | 0 | 0 | 0 | 0 | 0 |
| | Female | 0 | 0 | 0 | 0 | 0 | 0 | 0 |
| Human Trafficking/ Involuntary Servitude | Male | 0 | 0 | 0 | 0 | 0 | 0 | 0 |
| | Female | 0 | 0 | 0 | 0 | 0 | 0 | 0 |
| Total Human Trafficking Violations: | | | | | | | | |
| | Male | 0 | 0 | 0 | 0 | 0 | 0 | 0 |
| | Female | 0 | 0 | 0 | 0 | 0 | 0 | 0 |

2016 Sparks PD Arrests - Adult
18 - 24 Years of Age

| Index Crime: | | 18 | 19 | 20 | 21 | 22 | 23 | 24 |
|--|--------|----|----|----|----|----|----|----|
| Murder and Nonnegligent Manslaughter | Male | 0 | 1 | 0 | 0 | 0 | 0 | 0 |
| | Female | 0 | 0 | 0 | 0 | 0 | 0 | 0 |
| Manslaughter by Negligence | Male | 0 | 0 | 0 | 0 | 0 | 0 | 0 |
| | Female | 0 | 0 | 0 | 0 | 0 | 0 | 0 |
| Rape | Male | 1 | 0 | 1 | 0 | 0 | 0 | 0 |
| | Female | 0 | 0 | 0 | 0 | 0 | 0 | 0 |
| Robbery | Male | 3 | 4 | 2 | 1 | 0 | 2 | 2 |
| | Female | 0 | 0 | 0 | 0 | 0 | 2 | 0 |
| Aggravated Assault (Return A - 4a-d) | Male | 4 | 10 | 9 | 7 | 10 | 9 | 15 |
| | Female | 2 | 4 | 5 | 3 | 5 | 7 | 4 |
| Burglary - Breaking or Entering | Male | 1 | 5 | 3 | 8 | 3 | 6 | 8 |
| | Female | 0 | 0 | 1 | 0 | 1 | 1 | 5 |
| Larceny - Theft (Except Motor Vehicle Theft) | Male | 11 | 7 | 8 | 3 | 3 | 6 | 3 |
| | Female | 5 | 5 | 4 | 3 | 3 | 10 | 2 |
| Motor Vehicle Theft | Male | 1 | 1 | 1 | 0 | 1 | 1 | 0 |
| | Female | 0 | 1 | 1 | 0 | 0 | 0 | 0 |
| Arson | Male | 0 | 1 | 1 | 0 | 1 | 0 | 0 |
| | Female | 0 | 0 | 0 | 0 | 0 | 0 | 0 |
| Total Index Crimes Violations: Male | | 21 | 29 | 25 | 19 | 18 | 24 | 28 |
| Female | | 7 | 10 | 11 | 6 | 9 | 20 | 11 |

| Other Offenses: | | 18 | 19 | 20 | 21 | 22 | 23 | 24 |
|--|--------|----|----|----|----|----|----|----|
| Other Assaults (Return A - 4e) | Male | 2 | 2 | 3 | 3 | 3 | 3 | 1 |
| | Female | 0 | 2 | 0 | 1 | 2 | 0 | 4 |
| Forgery and Counterfeiting | Male | 0 | 0 | 0 | 0 | 0 | 0 | 0 |
| | Female | 0 | 0 | 0 | 0 | 0 | 0 | 0 |
| Fraud | Male | 1 | 0 | 0 | 2 | 0 | 1 | 2 |
| | Female | 0 | 1 | 0 | 0 | 0 | 1 | 0 |
| Embezzlement | Male | 0 | 1 | 0 | 0 | 1 | 1 | 0 |
| | Female | 0 | 0 | 1 | 2 | 1 | 0 | 0 |
| Stolen Property; Buying, Receiving, Possessing | Male | 0 | 2 | 0 | 0 | 1 | 0 | 1 |
| | Female | 0 | 1 | 0 | 1 | 1 | 1 | 1 |
| Vandalism | Male | 0 | 0 | 2 | 2 | 1 | 5 | 4 |
| | Female | 0 | 0 | 0 | 0 | 0 | 0 | 0 |
| Weapons; Carrying, Possessing, etc. | Male | 0 | 2 | 1 | 1 | 1 | 2 | 0 |
| | Female | 0 | 1 | 0 | 0 | 0 | 0 | 1 |
| Total Other Offense Violations: Male | | 3 | 7 | 6 | 8 | 7 | 12 | 8 |
| Female | | 0 | 5 | 1 | 4 | 4 | 2 | 6 |

| Prostitution and Commercialized Vice: | | 18 | 19 | 20 | 21 | 22 | 23 | 24 |
|---|--------|----|----|----|----|----|----|----|
| Prostitution | Male | 0 | 0 | 0 | 0 | 0 | 0 | 0 |
| | Female | 0 | 0 | 0 | 0 | 0 | 0 | 0 |
| Assisting or Promoting Prostitution | Male | 0 | 0 | 0 | 0 | 0 | 0 | 0 |
| | Female | 0 | 0 | 0 | 0 | 0 | 0 | 0 |
| Purchasing Prostitution | Male | 0 | 0 | 0 | 0 | 0 | 0 | 0 |
| | Female | 0 | 0 | 0 | 0 | 0 | 0 | 0 |
| Sex Offenses (Except Forcible Rape and Prostitution) | Male | 1 | 0 | 0 | 0 | 0 | 0 | 0 |
| | Female | 0 | 0 | 0 | 0 | 0 | 0 | 0 |
| Total Prostitution & Commercialized Vice Violations: Male | | 1 | 0 | 0 | 0 | 0 | 0 | 0 |
| Female | | 0 | 0 | 0 | 0 | 0 | 0 | 0 |

2016 Sparks PD Arrests - Adult
18 - 24 Years of Age

Drug Abuse Violations:

| Sale/Manufacturing: | | 18 | 19 | 20 | 21 | 22 | 23 | 24 |
|--|--------|-----------|-----------|-----------|-----------|-----------|-----------|-----------|
| Opium or Cocaine and Their Derivatives (Morphine, Heroin, Codeine) | Male | 0 | 1 | 0 | 2 | 0 | 1 | 0 |
| | Female | 0 | 0 | 0 | 1 | 0 | 0 | 0 |
| Marijuana | Male | 1 | 1 | 1 | 1 | 0 | 0 | 0 |
| | Female | 0 | 0 | 0 | 0 | 0 | 0 | 1 |
| Synthetic Narcotics - Manufactured Narcotics Which Can Cause True Drug Addiction (Demerol, Methadones) | Male | 0 | 0 | 0 | 1 | 0 | 0 | 0 |
| | Female | 0 | 0 | 0 | 0 | 0 | 0 | 0 |
| Other - Dangerous Nonnarcotic Drugs (Barbiturates, Benzedrine) | Male | 0 | 0 | 0 | 0 | 0 | 0 | 0 |
| | Female | 0 | 0 | 0 | 0 | 0 | 0 | 0 |
| Possession: | | | | | | | | |
| Opium or Cocaine and Their Derivatives (Morphine, Heroin, Codeine) | Male | 0 | 0 | 0 | 0 | 0 | 0 | 0 |
| | Female | 0 | 0 | 0 | 0 | 0 | 0 | 0 |
| Marijuana | Male | 7 | 2 | 2 | 4 | 3 | 1 | 0 |
| | Female | 0 | 0 | 0 | 0 | 0 | 3 | 0 |
| Synthetic Narcotics - Manufactured Narcotics Which Can Cause True Drug Addiction (Demerol, Methadones) | Male | 0 | 0 | 0 | 0 | 0 | 0 | 0 |
| | Female | 0 | 0 | 0 | 0 | 0 | 0 | 0 |
| Other - Dangerous Nonnarcotic Drugs (Barbiturates, Benzedrine) | Male | 0 | 1 | 0 | 0 | 0 | 0 | 0 |
| | Female | 0 | 0 | 0 | 0 | 0 | 0 | 0 |
| Total Drug Abuse Violations: | | | | | | | | |
| | Male | 8 | 5 | 3 | 8 | 3 | 2 | 0 |
| | Female | 0 | 0 | 0 | 1 | 0 | 3 | 1 |

Gambling:

| | | 18 | 19 | 20 | 21 | 22 | 23 | 24 |
|-----------------------------------|--------|-----------|-----------|-----------|-----------|-----------|-----------|-----------|
| Bookmaking (Horse and Sport Book) | Male | 0 | 0 | 0 | 0 | 0 | 0 | 0 |
| | Female | 0 | 0 | 0 | 0 | 0 | 0 | 0 |
| Numbers and Lottery | Male | 0 | 0 | 0 | 0 | 0 | 0 | 0 |
| | Female | 0 | 0 | 0 | 0 | 0 | 0 | 0 |
| All Other Gambling | Male | 0 | 0 | 0 | 0 | 0 | 0 | 0 |
| | Female | 0 | 0 | 0 | 0 | 0 | 0 | 0 |
| Total Gambling Violations: | | | | | | | | |
| | Male | 0 | 0 | 0 | 0 | 0 | 0 | 0 |
| | Female | 0 | 0 | 0 | 0 | 0 | 0 | 0 |

Miscellaneous:

| | | 18 | 19 | 20 | 21 | 22 | 23 | 24 |
|--|--------|-----------|-----------|-----------|-----------|-----------|-----------|-----------|
| Offenses Against the Family and Children | Male | 1 | 0 | 2 | 2 | 0 | 0 | 2 |
| | Female | 1 | 0 | 0 | 0 | 0 | 0 | 3 |
| Driving Under the Influence | Male | 1 | 3 | 3 | 10 | 9 | 6 | 6 |
| | Female | 1 | 0 | 0 | 3 | 2 | 3 | 1 |
| Liquor Laws | Male | 15 | 11 | 11 | 0 | 0 | 0 | 1 |
| | Female | 0 | 2 | 2 | 0 | 0 | 0 | 0 |
| Drunkenness | Male | 0 | 0 | 0 | 0 | 0 | 0 | 0 |
| | Female | 0 | 0 | 0 | 0 | 0 | 0 | 0 |
| Disorderly Conduct | Male | 0 | 1 | 1 | 0 | 1 | 2 | 0 |
| | Female | 0 | 1 | 0 | 0 | 1 | 0 | 0 |
| Vagrancy | Male | 0 | 0 | 0 | 0 | 0 | 0 | 0 |
| | Female | 0 | 0 | 0 | 0 | 0 | 0 | 0 |
| All Other Offenses (Except Traffic) | Male | 13 | 30 | 37 | 31 | 34 | 40 | 28 |
| | Female | 5 | 4 | 8 | 6 | 11 | 10 | 11 |
| Suspicion | Male | 0 | 0 | 0 | 0 | 0 | 0 | 0 |
| | Female | 0 | 0 | 0 | 0 | 0 | 0 | 0 |
| Total Miscellaneous Violations: | | | | | | | | |
| | Male | 30 | 45 | 54 | 43 | 44 | 48 | 37 |
| | Female | 7 | 7 | 10 | 9 | 14 | 13 | 15 |

Human Trafficking:

| | | 18 | 19 | 20 | 21 | 22 | 23 | 24 |
|--|--------|-----------|-----------|-----------|-----------|-----------|-----------|-----------|
| Human Trafficking/ Commercial Sex Acts | Male | 0 | 0 | 0 | 0 | 0 | 0 | 0 |
| | Female | 0 | 0 | 0 | 0 | 0 | 0 | 0 |
| Human Trafficking/ Involuntary Servitude | Male | 0 | 0 | 0 | 0 | 0 | 0 | 0 |
| | Female | 0 | 0 | 0 | 0 | 0 | 0 | 0 |
| Total Human Trafficking Violations: | | | | | | | | |
| | Male | 0 | 0 | 0 | 0 | 0 | 0 | 0 |
| | Female | 0 | 0 | 0 | 0 | 0 | 0 | 0 |

2016 UNR PD Arrests - Adult
18 - 24 Years of Age

| Index Crime: | | 18 | 19 | 20 | 21 | 22 | 23 | 24 |
|--|--------|----|----|----|----|----|----|----|
| Murder and Nonnegligent Manslaughter | Male | 0 | 0 | 0 | 0 | 0 | 0 | 0 |
| | Female | 0 | 0 | 0 | 0 | 0 | 0 | 0 |
| Manslaughter by Negligence | Male | 0 | 0 | 0 | 0 | 0 | 0 | 0 |
| | Female | 0 | 0 | 0 | 0 | 0 | 0 | 0 |
| Rape | Male | 0 | 0 | 0 | 0 | 0 | 0 | 0 |
| | Female | 0 | 0 | 0 | 0 | 0 | 0 | 0 |
| Robbery | Male | 0 | 0 | 0 | 0 | 0 | 0 | 0 |
| | Female | 0 | 0 | 0 | 0 | 0 | 0 | 0 |
| Aggravated Assault (Return A - 4a-d) | Male | 0 | 0 | 0 | 0 | 0 | 0 | 0 |
| | Female | 0 | 0 | 0 | 0 | 0 | 0 | 0 |
| Burglary - Breaking or Entering | Male | 0 | 1 | 0 | 0 | 0 | 0 | 0 |
| | Female | 0 | 0 | 0 | 0 | 0 | 0 | 0 |
| Larceny - Theft (Except Motor Vehicle Theft) | Male | 0 | 0 | 0 | 0 | 0 | 0 | 0 |
| | Female | 0 | 0 | 0 | 0 | 0 | 0 | 0 |
| Motor Vehicle Theft | Male | 0 | 0 | 0 | 0 | 0 | 0 | 0 |
| | Female | 0 | 0 | 0 | 0 | 0 | 0 | 1 |
| Arson | Male | 0 | 0 | 0 | 0 | 0 | 0 | 0 |
| | Female | 0 | 0 | 0 | 0 | 0 | 0 | 0 |
| Total Index Crimes Violations: | | | | | | | | |
| | Male | 0 | 1 | 0 | 0 | 0 | 0 | 0 |
| | Female | 0 | 0 | 0 | 0 | 0 | 0 | 1 |

| Other Offenses: | | 18 | 19 | 20 | 21 | 22 | 23 | 24 |
|--|--------|----|----|----|----|----|----|----|
| Other Assaults (Return A - 4e) | Male | 1 | 1 | 0 | 0 | 0 | 0 | 0 |
| | Female | 1 | 1 | 0 | 0 | 0 | 0 | 0 |
| Forgery and Counterfeiting | Male | 0 | 0 | 0 | 0 | 0 | 0 | 0 |
| | Female | 0 | 0 | 0 | 0 | 0 | 0 | 0 |
| Fraud | Male | 0 | 0 | 0 | 0 | 0 | 0 | 0 |
| | Female | 0 | 0 | 0 | 0 | 0 | 0 | 0 |
| Embezzlement | Male | 0 | 0 | 0 | 0 | 0 | 0 | 0 |
| | Female | 0 | 0 | 0 | 0 | 0 | 0 | 0 |
| Stolen Property; Buying, Receiving, Possessing | Male | 0 | 1 | 0 | 0 | 1 | 1 | 0 |
| | Female | 0 | 0 | 0 | 0 | 0 | 0 | 0 |
| Vandalism | Male | 0 | 1 | 2 | 0 | 0 | 0 | 0 |
| | Female | 0 | 0 | 0 | 0 | 0 | 0 | 0 |
| Weapons; Carrying, Possessing, etc. | Male | 0 | 0 | 0 | 0 | 0 | 0 | 0 |
| | Female | 0 | 0 | 0 | 0 | 0 | 0 | 0 |
| Total Other Offense Violations: | | | | | | | | |
| | Male | 1 | 3 | 2 | 0 | 1 | 1 | 0 |
| | Female | 1 | 1 | 0 | 0 | 0 | 0 | 0 |

| Prostitution and Commercialized Vice: | | 18 | 19 | 20 | 21 | 22 | 23 | 24 |
|--|--------|----|----|----|----|----|----|----|
| Prostitution | Male | 0 | 0 | 0 | 0 | 0 | 0 | 0 |
| | Female | 0 | 0 | 0 | 0 | 0 | 0 | 0 |
| Assisting or Promoting Prostitution | Male | 0 | 0 | 0 | 0 | 0 | 0 | 0 |
| | Female | 0 | 0 | 0 | 0 | 0 | 0 | 0 |
| Purchasing Prostitution | Male | 0 | 0 | 0 | 0 | 0 | 0 | 0 |
| | Female | 0 | 0 | 0 | 0 | 0 | 0 | 0 |
| Sex Offenses (Except Forcible Rape and Prostitution) | Male | 0 | 0 | 0 | 0 | 0 | 0 | 0 |
| | Female | 0 | 0 | 0 | 0 | 0 | 0 | 0 |
| Total Prostitution & Commercialized Vice Violations: | | | | | | | | |
| | Male | 0 | 0 | 0 | 0 | 0 | 0 | 0 |
| | Female | 0 | 0 | 0 | 0 | 0 | 0 | 0 |

2016 UNR PD Arrests - Adult
18 - 24 Years of Age

Drug Abuse Violations:

| Sale/Manufacturing: | | 18 | 19 | 20 | 21 | 22 | 23 | 24 |
|--|--------|-----------|-----------|-----------|-----------|-----------|-----------|-----------|
| Opium or Cocaine and Their Derivatives (Morphine, Heroin, Codeine) | Male | 0 | 0 | 0 | 0 | 0 | 0 | 0 |
| | Female | 0 | 0 | 0 | 0 | 0 | 0 | 0 |
| Marijuana | Male | 0 | 0 | 0 | 0 | 0 | 0 | 0 |
| | Female | 0 | 0 | 0 | 0 | 0 | 0 | 0 |
| Synthetic Narcotics - Manufactured Narcotics Which Can Cause True Drug Addiction (Demerol, Methadones) | Male | 0 | 0 | 0 | 0 | 0 | 0 | 0 |
| | Female | 0 | 0 | 0 | 0 | 0 | 0 | 0 |
| Other - Dangerous Nonnarcotic Drugs (Barbiturates, Benzedrine) | Male | 0 | 0 | 0 | 0 | 0 | 0 | 0 |
| | Female | 0 | 0 | 0 | 0 | 0 | 0 | 0 |
| Possession: | | | | | | | | |
| Opium or Cocaine and Their Derivatives (Morphine, Heroin, Codeine) | Male | 0 | 0 | 0 | 0 | 0 | 0 | 1 |
| | Female | 0 | 0 | 0 | 0 | 0 | 0 | 0 |
| Marijuana | Male | 15 | 9 | 1 | 1 | 2 | 2 | 0 |
| | Female | 7 | 1 | 0 | 0 | 0 | 0 | 1 |
| Synthetic Narcotics - Manufactured Narcotics Which Can Cause True Drug Addiction (Demerol, Methadones) | Male | 0 | 0 | 0 | 0 | 0 | 1 | 0 |
| | Female | 0 | 0 | 0 | 0 | 0 | 0 | 0 |
| Other - Dangerous Nonnarcotic Drugs (Barbiturates, Benzedrine) | Male | 0 | 0 | 0 | 0 | 0 | 0 | 0 |
| | Female | 0 | 0 | 0 | 0 | 0 | 0 | 0 |
| Total Drug Abuse Violations: | | | | | | | | |
| | Male | 15 | 9 | 1 | 1 | 2 | 3 | 1 |
| | Female | 7 | 1 | 0 | 0 | 0 | 0 | 1 |

Gambling:

| | | 18 | 19 | 20 | 21 | 22 | 23 | 24 |
|-----------------------------------|--------|-----------|-----------|-----------|-----------|-----------|-----------|-----------|
| Bookmaking (Horse and Sport Book) | Male | 0 | 0 | 0 | 0 | 0 | 0 | 0 |
| | Female | 0 | 0 | 0 | 0 | 0 | 0 | 0 |
| Numbers and Lottery | Male | 0 | 0 | 0 | 0 | 0 | 0 | 0 |
| | Female | 0 | 0 | 0 | 0 | 0 | 0 | 0 |
| All Other Gambling | Male | 0 | 0 | 0 | 0 | 0 | 0 | 0 |
| | Female | 0 | 0 | 0 | 0 | 0 | 0 | 0 |
| Total Gambling Violations: | | | | | | | | |
| | Male | 0 | 0 | 0 | 0 | 0 | 0 | 0 |
| | Female | 0 | 0 | 0 | 0 | 0 | 0 | 0 |

Miscellaneous:

| | | 18 | 19 | 20 | 21 | 22 | 23 | 24 |
|--|--------|-----------|-----------|-----------|-----------|-----------|-----------|-----------|
| Offenses Against the Family and Children | Male | 0 | 0 | 0 | 0 | 0 | 0 | 0 |
| | Female | 0 | 0 | 0 | 0 | 0 | 0 | 0 |
| Driving Under the Influence | Male | 2 | 0 | 1 | 2 | 1 | 2 | 1 |
| | Female | 1 | 0 | 0 | 0 | 0 | 0 | 0 |
| Liquor Laws | Male | 31 | 25 | 14 | 0 | 2 | 0 | 0 |
| | Female | 41 | 18 | 14 | 0 | 0 | 0 | 0 |
| Drunkenness | Male | 0 | 0 | 0 | 0 | 0 | 0 | 0 |
| | Female | 0 | 0 | 0 | 0 | 0 | 0 | 0 |
| Disorderly Conduct | Male | 0 | 0 | 0 | 0 | 0 | 0 | 0 |
| | Female | 0 | 0 | 0 | 0 | 0 | 0 | 0 |
| Vagrancy | Male | 0 | 0 | 0 | 0 | 0 | 0 | 0 |
| | Female | 0 | 0 | 0 | 0 | 0 | 0 | 0 |
| All Other Offenses (Except Traffic) | Male | 3 | 1 | 0 | 1 | 0 | 0 | 1 |
| | Female | 0 | 0 | 1 | 1 | 0 | 0 | 0 |
| Suspicion | Male | 0 | 0 | 0 | 0 | 0 | 0 | 0 |
| | Female | 0 | 0 | 0 | 0 | 0 | 0 | 0 |
| Total Miscellaneous Violations: | | | | | | | | |
| | Male | 36 | 26 | 15 | 3 | 3 | 2 | 2 |
| | Female | 42 | 18 | 15 | 1 | 0 | 0 | 0 |

Human Trafficking:

| | | 18 | 19 | 20 | 21 | 22 | 23 | 24 |
|--|--------|-----------|-----------|-----------|-----------|-----------|-----------|-----------|
| Human Trafficking/ Commercial Sex Acts | Male | 0 | 0 | 0 | 0 | 0 | 0 | 0 |
| | Female | 0 | 0 | 0 | 0 | 0 | 0 | 0 |
| Human Trafficking/ Involuntary Servitude | Male | 0 | 0 | 0 | 0 | 0 | 0 | 0 |
| | Female | 0 | 0 | 0 | 0 | 0 | 0 | 0 |
| Total Human Trafficking Violations: | | | | | | | | |
| | Male | 0 | 0 | 0 | 0 | 0 | 0 | 0 |
| | Female | 0 | 0 | 0 | 0 | 0 | 0 | 0 |

2016 Washoe County School District PD Arrests - Adult
18 - 24 Years of Age

| Index Crime: | | 18 | 19 | 20 | 21 | 22 | 23 | 24 |
|--|--------|----|----|----|----|----|----|----|
| Murder and Nonnegligent Manslaughter | Male | 0 | 0 | 0 | 0 | 0 | 0 | 0 |
| | Female | 0 | 0 | 0 | 0 | 0 | 0 | 0 |
| Manslaughter by Negligence | Male | 0 | 0 | 0 | 0 | 0 | 0 | 0 |
| | Female | 0 | 0 | 0 | 0 | 0 | 0 | 0 |
| Rape | Male | 0 | 0 | 0 | 0 | 0 | 0 | 0 |
| | Female | 0 | 0 | 0 | 0 | 0 | 0 | 0 |
| Robbery | Male | 0 | 0 | 0 | 0 | 0 | 0 | 0 |
| | Female | 0 | 0 | 0 | 0 | 0 | 0 | 0 |
| Aggravated Assault (Return A - 4a-d) | Male | 1 | 0 | 0 | 0 | 0 | 0 | 0 |
| | Female | 0 | 0 | 0 | 0 | 0 | 0 | 0 |
| Burglary - Breaking or Entering | Male | 0 | 0 | 0 | 0 | 0 | 0 | 0 |
| | Female | 0 | 0 | 0 | 0 | 0 | 0 | 0 |
| Larceny - Theft (Except Motor Vehicle Theft) | Male | 0 | 0 | 0 | 0 | 0 | 0 | 0 |
| | Female | 0 | 0 | 0 | 0 | 0 | 0 | 0 |
| Motor Vehicle Theft | Male | 0 | 0 | 0 | 0 | 0 | 0 | 0 |
| | Female | 0 | 0 | 0 | 0 | 0 | 0 | 0 |
| Arson | Male | 0 | 0 | 0 | 0 | 0 | 0 | 0 |
| | Female | 0 | 0 | 0 | 0 | 0 | 0 | 0 |
| Total Index Crimes Violations: | | | | | | | | |
| | Male | 1 | 0 | 0 | 0 | 0 | 0 | 0 |
| | Female | 0 | 0 | 0 | 0 | 0 | 0 | 0 |

| Other Offenses: | | 18 | 19 | 20 | 21 | 22 | 23 | 24 |
|--|--------|----|----|----|----|----|----|----|
| Other Assaults (Return A - 4e) | Male | 4 | 0 | 0 | 0 | 0 | 0 | 0 |
| | Female | 0 | 0 | 0 | 0 | 0 | 0 | 0 |
| Forgery and Counterfeiting | Male | 0 | 0 | 0 | 0 | 0 | 0 | 0 |
| | Female | 0 | 0 | 0 | 0 | 0 | 0 | 0 |
| Fraud | Male | 0 | 0 | 0 | 0 | 0 | 0 | 0 |
| | Female | 0 | 0 | 0 | 0 | 0 | 0 | 0 |
| Embezzlement | Male | 0 | 0 | 0 | 0 | 0 | 0 | 0 |
| | Female | 0 | 0 | 0 | 0 | 0 | 0 | 0 |
| Stolen Property; Buying, Receiving, Possessing | Male | 0 | 0 | 0 | 0 | 0 | 0 | 0 |
| | Female | 0 | 0 | 0 | 0 | 0 | 0 | 0 |
| Vandalism | Male | 1 | 0 | 0 | 0 | 0 | 0 | 0 |
| | Female | 0 | 0 | 0 | 0 | 0 | 0 | 0 |
| Weapons; Carrying, Possessing, etc. | Male | 2 | 0 | 1 | 0 | 0 | 0 | 0 |
| | Female | 0 | 0 | 0 | 0 | 0 | 0 | 0 |
| Total Other Offense Violations: | | | | | | | | |
| | Male | 7 | 0 | 1 | 0 | 0 | 0 | 0 |
| | Female | 0 | 0 | 0 | 0 | 0 | 0 | 0 |

| Prostitution and Commercialized Vice: | | 18 | 19 | 20 | 21 | 22 | 23 | 24 |
|---|--------|----|----|----|----|----|----|----|
| Prostitution | Male | 0 | 0 | 0 | 0 | 0 | 0 | 0 |
| | Female | 0 | 0 | 0 | 0 | 0 | 0 | 0 |
| Assisting or Promoting Prostitution | Male | 0 | 0 | 0 | 0 | 0 | 0 | 0 |
| | Female | 0 | 0 | 0 | 0 | 0 | 0 | 0 |
| Purchasing Prostitution | Male | 0 | 0 | 0 | 0 | 0 | 0 | 0 |
| | Female | 0 | 0 | 0 | 0 | 0 | 0 | 0 |
| Sex Offenses (Except Forcible Rape and Prostitution) | Male | 0 | 0 | 0 | 0 | 0 | 0 | 0 |
| | Female | 0 | 0 | 0 | 0 | 0 | 0 | 0 |
| Total Prostitution & Commercialized Vice Violations: | | | | | | | | |
| | Male | 0 | 0 | 0 | 0 | 0 | 0 | 0 |
| | Female | 0 | 0 | 0 | 0 | 0 | 0 | 0 |

2016 Washoe County School District PD Arrests - Adult
18 - 24 Years of Age

Drug Abuse Violations:

| Sale/Manufacturing: | | 18 | 19 | 20 | 21 | 22 | 23 | 24 |
|--|--------|-----------|-----------|-----------|-----------|-----------|-----------|-----------|
| Opium or Cocaine and Their Derivatives (Morphine, Heroin, Codeine) | Male | 0 | 0 | 0 | 0 | 0 | 0 | 0 |
| | Female | 0 | 0 | 0 | 0 | 0 | 0 | 0 |
| Marijuana | Male | 0 | 0 | 0 | 0 | 0 | 0 | 0 |
| | Female | 0 | 0 | 0 | 0 | 0 | 0 | 0 |
| Synthetic Narcotics - Manufactured Narcotics Which Can Cause True Drug Addiction (Demerol, Methadones) | Male | 0 | 0 | 0 | 0 | 0 | 0 | 0 |
| | Female | 0 | 0 | 0 | 0 | 0 | 0 | 0 |
| Other - Dangerous Nonnarcotic Drugs (Barbiturates, Benzedrine) | Male | 0 | 0 | 0 | 0 | 0 | 0 | 0 |
| | Female | 0 | 0 | 0 | 0 | 0 | 0 | 0 |
| Possession: | | | | | | | | |
| Opium or Cocaine and Their Derivatives (Morphine, Heroin, Codeine) | Male | 2 | 0 | 0 | 0 | 0 | 0 | 0 |
| | Female | 0 | 0 | 0 | 0 | 0 | 0 | 0 |
| Marijuana | Male | 7 | 0 | 0 | 0 | 0 | 0 | 0 |
| | Female | 1 | 0 | 0 | 0 | 0 | 0 | 0 |
| Synthetic Narcotics - Manufactured Narcotics Which Can Cause True Drug Addiction (Demerol, Methadones) | Male | 1 | 0 | 0 | 0 | 0 | 0 | 0 |
| | Female | 0 | 0 | 0 | 0 | 0 | 0 | 0 |
| Other - Dangerous Nonnarcotic Drugs (Barbiturates, Benzedrine) | Male | 1 | 0 | 0 | 0 | 0 | 0 | 0 |
| | Female | 0 | 0 | 0 | 0 | 0 | 0 | 0 |
| Total Drug Abuse Violations: | | | | | | | | |
| | Male | 11 | 0 | 0 | 0 | 0 | 0 | 0 |
| | Female | 1 | 0 | 0 | 0 | 0 | 0 | 0 |

Gambling:

| | | 18 | 19 | 20 | 21 | 22 | 23 | 24 |
|-----------------------------------|--------|-----------|-----------|-----------|-----------|-----------|-----------|-----------|
| Bookmaking (Horse and Sport Book) | Male | 0 | 0 | 0 | 0 | 0 | 0 | 0 |
| | Female | 0 | 0 | 0 | 0 | 0 | 0 | 0 |
| Numbers and Lottery | Male | 0 | 0 | 0 | 0 | 0 | 0 | 0 |
| | Female | 0 | 0 | 0 | 0 | 0 | 0 | 0 |
| All Other Gambling | Male | 0 | 0 | 0 | 0 | 0 | 0 | 0 |
| | Female | 0 | 0 | 0 | 0 | 0 | 0 | 0 |
| Total Gambling Violations: | | | | | | | | |
| | Male | 0 | 0 | 0 | 0 | 0 | 0 | 0 |
| | Female | 0 | 0 | 0 | 0 | 0 | 0 | 0 |

Miscellaneous:

| | | 18 | 19 | 20 | 21 | 22 | 23 | 24 |
|--|--------|-----------|-----------|-----------|-----------|-----------|-----------|-----------|
| Offenses Against the Family and Children | Male | 0 | 0 | 0 | 0 | 0 | 0 | 0 |
| | Female | 0 | 0 | 0 | 0 | 0 | 0 | 0 |
| Driving Under the Influence | Male | 0 | 0 | 0 | 1 | 0 | 0 | 0 |
| | Female | 0 | 0 | 0 | 0 | 0 | 0 | 0 |
| Liquor Laws | Male | 1 | 0 | 0 | 0 | 0 | 0 | 0 |
| | Female | 2 | 0 | 0 | 0 | 0 | 0 | 0 |
| Drunkenness | Male | 0 | 0 | 0 | 0 | 0 | 0 | 0 |
| | Female | 0 | 0 | 0 | 0 | 0 | 0 | 0 |
| Disorderly Conduct | Male | 1 | 0 | 0 | 0 | 0 | 0 | 0 |
| | Female | 0 | 0 | 0 | 0 | 0 | 0 | 0 |
| Vagrancy | Male | 0 | 0 | 0 | 0 | 0 | 0 | 0 |
| | Female | 0 | 0 | 0 | 0 | 0 | 0 | 0 |
| All Other Offenses (Except Traffic) | Male | 3 | 0 | 0 | 0 | 0 | 0 | 0 |
| | Female | 1 | 0 | 0 | 0 | 0 | 0 | 0 |
| Suspicion | Male | 0 | 0 | 0 | 0 | 0 | 0 | 0 |
| | Female | 0 | 0 | 0 | 0 | 0 | 0 | 0 |
| Total Miscellaneous Violations: | | | | | | | | |
| | Male | 5 | 0 | 0 | 1 | 0 | 0 | 0 |
| | Female | 3 | 0 | 0 | 0 | 0 | 0 | 0 |

Human Trafficking:

| | | 18 | 19 | 20 | 21 | 22 | 23 | 24 |
|--|--------|-----------|-----------|-----------|-----------|-----------|-----------|-----------|
| Human Trafficking/ Commercial Sex Acts | Male | 0 | 0 | 0 | 0 | 0 | 0 | 0 |
| | Female | 0 | 0 | 0 | 0 | 0 | 0 | 0 |
| Human Trafficking/ Involuntary Servitude | Male | 0 | 0 | 0 | 0 | 0 | 0 | 0 |
| | Female | 0 | 0 | 0 | 0 | 0 | 0 | 0 |
| Total Human Trafficking Violations: | | | | | | | | |
| | Male | 0 | 0 | 0 | 0 | 0 | 0 | 0 |
| | Female | 0 | 0 | 0 | 0 | 0 | 0 | 0 |

2016 Washoe County SO Arrests - Adult
18 - 24 Years of Age

| Index Crime: | | 18 | 19 | 20 | 21 | 22 | 23 | 24 |
|--|--------|----|----|----|----|----|----|----|
| Murder and Nonnegligent Manslaughter | Male | 0 | 0 | 0 | 0 | 0 | 0 | 0 |
| | Female | 0 | 0 | 0 | 0 | 0 | 0 | 0 |
| Manslaughter by Negligence | Male | 0 | 0 | 0 | 0 | 0 | 0 | 0 |
| | Female | 0 | 0 | 0 | 0 | 0 | 0 | 0 |
| Rape | Male | 0 | 1 | 0 | 0 | 0 | 0 | 0 |
| | Female | 0 | 0 | 0 | 0 | 0 | 0 | 0 |
| Robbery | Male | 1 | 0 | 3 | 1 | 0 | 1 | 0 |
| | Female | 0 | 0 | 0 | 0 | 0 | 0 | 0 |
| Aggravated Assault (Return A - 4a-d) | Male | 8 | 6 | 8 | 11 | 14 | 12 | 9 |
| | Female | 4 | 0 | 1 | 4 | 5 | 2 | 2 |
| Burglary - Breaking or Entering | Male | 3 | 1 | 2 | 2 | 4 | 1 | 2 |
| | Female | 0 | 2 | 2 | 0 | 3 | 0 | 2 |
| Larceny - Theft (Except Motor Vehicle Theft) | Male | 3 | 3 | 4 | 1 | 0 | 1 | 1 |
| | Female | 1 | 0 | 1 | 0 | 0 | 0 | 0 |
| Motor Vehicle Theft | Male | 2 | 2 | 1 | 0 | 3 | 1 | 2 |
| | Female | 0 | 0 | 0 | 2 | 0 | 0 | 3 |
| Arson | Male | 1 | 0 | 0 | 0 | 0 | 0 | 0 |
| | Female | 0 | 0 | 0 | 0 | 0 | 0 | 0 |
| Total Index Crimes Violations: Male | | 18 | 13 | 18 | 15 | 21 | 16 | 14 |
| Female | | 5 | 2 | 4 | 6 | 8 | 2 | 7 |

| Other Offenses: | | 18 | 19 | 20 | 21 | 22 | 23 | 24 |
|--|--------|----|----|----|----|----|----|----|
| Other Assaults (Return A - 4e) | Male | 1 | 0 | 4 | 0 | 4 | 2 | 1 |
| | Female | 1 | 0 | 0 | 1 | 0 | 2 | 2 |
| Forgery and Counterfeiting | Male | 0 | 0 | 0 | 0 | 0 | 0 | 0 |
| | Female | 0 | 0 | 0 | 0 | 0 | 0 | 0 |
| Fraud | Male | 0 | 1 | 1 | 3 | 0 | 2 | 2 |
| | Female | 0 | 1 | 1 | 0 | 1 | 0 | 2 |
| Embezzlement | Male | 0 | 0 | 0 | 0 | 0 | 0 | 0 |
| | Female | 0 | 0 | 0 | 0 | 0 | 0 | 0 |
| Stolen Property; Buying, Receiving, Possessing | Male | 1 | 0 | 0 | 2 | 2 | 0 | 0 |
| | Female | 0 | 0 | 0 | 0 | 0 | 1 | 0 |
| Vandalism | Male | 0 | 0 | 1 | 0 | 1 | 1 | 1 |
| | Female | 0 | 0 | 0 | 0 | 1 | 0 | 0 |
| Weapons; Carrying, Possessing, etc. | Male | 1 | 1 | 4 | 4 | 2 | 1 | 1 |
| | Female | 0 | 0 | 0 | 0 | 0 | 0 | 1 |
| Total Other Offense Violations: Male | | 3 | 2 | 10 | 9 | 9 | 6 | 5 |
| Female | | 1 | 1 | 1 | 1 | 2 | 3 | 5 |

| Prostitution and Commercialized Vice: | | 18 | 19 | 20 | 21 | 22 | 23 | 24 |
|---|--------|----|----|----|----|----|----|----|
| Prostitution | Male | 0 | 0 | 0 | 0 | 0 | 0 | 0 |
| | Female | 0 | 0 | 0 | 0 | 0 | 0 | 0 |
| Assisting or Promoting Prostitution | Male | 0 | 0 | 0 | 0 | 0 | 0 | 0 |
| | Female | 0 | 0 | 0 | 0 | 0 | 0 | 0 |
| Purchasing Prostitution | Male | 0 | 0 | 0 | 0 | 0 | 0 | 0 |
| | Female | 0 | 0 | 0 | 0 | 0 | 0 | 0 |
| Sex Offenses (Except Forcible Rape and Prostitution) | Male | 0 | 0 | 0 | 1 | 1 | 1 | 0 |
| | Female | 1 | 0 | 0 | 0 | 0 | 0 | 0 |
| Total Prostitution & Commercialized Vice Violations: Male | | 0 | 0 | 0 | 1 | 1 | 1 | 0 |
| Female | | 1 | 0 | 0 | 0 | 0 | 0 | 0 |

2016 Washoe County SO Arrests - Adult
18 - 24 Years of Age

Drug Abuse Violations:

| Sale/Manufacturing: | | 18 | 19 | 20 | 21 | 22 | 23 | 24 |
|--|--------|-----------|-----------|-----------|-----------|-----------|-----------|-----------|
| Opium or Cocaine and Their Derivatives (Morphine, Heroin, Codeine) | Male | 0 | 0 | 0 | 0 | 0 | 0 | 0 |
| | Female | 0 | 0 | 0 | 0 | 0 | 0 | 0 |
| Marijuana | Male | 2 | 2 | 1 | 1 | 1 | 2 | 0 |
| | Female | 0 | 0 | 0 | 0 | 1 | 0 | 0 |
| Synthetic Narcotics - Manufactured Narcotics Which Can Cause True Drug Addiction Demerol, Methadones) | Male | 0 | 0 | 0 | 0 | 0 | 0 | 0 |
| | Female | 0 | 0 | 0 | 0 | 0 | 0 | 0 |
| Other - Dangerous Nonnarcotic Drugs (Barbiturates, Benzedrine) | Male | 0 | 0 | 0 | 0 | 0 | 0 | 0 |
| | Female | 0 | 0 | 0 | 0 | 0 | 0 | 0 |
| Possession: | | | | | | | | |
| Opium or Cocaine and Their Derivatives (Morphine, Heroin, Codeine) | Male | 0 | 0 | 0 | 0 | 0 | 0 | 0 |
| | Female | 0 | 0 | 0 | 0 | 0 | 0 | 0 |
| Marijuana | Male | 8 | 7 | 9 | 4 | 3 | 3 | 4 |
| | Female | 1 | 1 | 1 | 0 | 1 | 0 | 1 |
| Synthetic Narcotics - Manufactured Narcotics Which Can Cause True Drug Addiction (Demerol, Methadones) | Male | 0 | 0 | 0 | 0 | 0 | 0 | 0 |
| | Female | 0 | 0 | 0 | 0 | 0 | 0 | 0 |
| Other - Dangerous Nonnarcotic Drugs (Barbiturates, Benzedrine) | Male | 0 | 0 | 0 | 0 | 0 | 0 | 0 |
| | Female | 0 | 0 | 0 | 0 | 0 | 0 | 0 |
| Total Drug Abuse Violations: | | | | | | | | |
| | Male | 10 | 9 | 10 | 5 | 4 | 5 | 4 |
| | Female | 1 | 1 | 1 | 0 | 2 | 0 | 1 |

Gambling:

| | | 18 | 19 | 20 | 21 | 22 | 23 | 24 |
|-----------------------------------|--------|-----------|-----------|-----------|-----------|-----------|-----------|-----------|
| Bookmaking (Horse and Sport Book) | Male | 0 | 0 | 0 | 0 | 0 | 0 | 0 |
| | Female | 0 | 0 | 0 | 0 | 0 | 0 | 0 |
| Numbers and Lottery | Male | 0 | 0 | 0 | 0 | 0 | 0 | 0 |
| | Female | 0 | 0 | 0 | 0 | 0 | 0 | 0 |
| All Other Gambling | Male | 0 | 0 | 0 | 0 | 0 | 0 | 0 |
| | Female | 0 | 0 | 0 | 0 | 0 | 0 | 0 |
| Total Gambling Violations: | | | | | | | | |
| | Male | 0 | 0 | 0 | 0 | 0 | 0 | 0 |
| | Female | 0 | 0 | 0 | 0 | 0 | 0 | 0 |

Miscellaneous:

| | | 18 | 19 | 20 | 21 | 22 | 23 | 24 |
|--|--------|-----------|-----------|-----------|-----------|-----------|-----------|-----------|
| Offenses Against the Family and Children | Male | 3 | 2 | 1 | 1 | 0 | 5 | 1 |
| | Female | 0 | 0 | 0 | 1 | 0 | 0 | 0 |
| Driving Under the Influence | Male | 6 | 9 | 12 | 10 | 10 | 15 | 15 |
| | Female | 1 | 0 | 3 | 7 | 4 | 4 | 7 |
| Liquor Laws | Male | 10 | 12 | 9 | 0 | 0 | 0 | 0 |
| | Female | 0 | 7 | 5 | 0 | 0 | 0 | 0 |
| Drunkenness | Male | 0 | 0 | 0 | 0 | 0 | 0 | 0 |
| | Female | 0 | 0 | 0 | 0 | 0 | 0 | 0 |
| Disorderly Conduct | Male | 0 | 0 | 0 | 0 | 0 | 0 | 0 |
| | Female | 0 | 0 | 0 | 0 | 0 | 0 | 0 |
| Vagrancy | Male | 0 | 0 | 0 | 0 | 0 | 0 | 0 |
| | Female | 0 | 0 | 0 | 0 | 0 | 0 | 0 |
| All Other Offenses (Except Traffic) | Male | 40 | 59 | 62 | 82 | 76 | 75 | 68 |
| | Female | 10 | 20 | 19 | 20 | 37 | 26 | 25 |
| Suspicion | Male | 0 | 0 | 0 | 0 | 0 | 0 | 0 |
| | Female | 0 | 0 | 0 | 0 | 0 | 0 | 0 |
| Total Miscellaneous Violations: | | | | | | | | |
| | Male | 59 | 82 | 84 | 93 | 86 | 95 | 84 |
| | Female | 11 | 27 | 27 | 28 | 41 | 30 | 32 |

Human Trafficking:

| | | 18 | 19 | 20 | 21 | 22 | 23 | 24 |
|--|--------|-----------|-----------|-----------|-----------|-----------|-----------|-----------|
| Human Trafficking/ Commercial Sex Acts | Male | 0 | 0 | 0 | 0 | 0 | 0 | 0 |
| | Female | 0 | 0 | 0 | 0 | 0 | 0 | 0 |
| Human Trafficking/ Involuntary Servitude | Male | 0 | 0 | 0 | 0 | 0 | 0 | 0 |
| | Female | 0 | 0 | 0 | 0 | 0 | 0 | 0 |
| Total Human Trafficking Violations: | | | | | | | | |
| | Male | 0 | 0 | 0 | 0 | 0 | 0 | 0 |
| | Female | 0 | 0 | 0 | 0 | 0 | 0 | 0 |

2016 White Pine County Arrests - Adult
18 - 24 Years of Age

| Index Crime: | | 18 | 19 | 20 | 21 | 22 | 23 | 24 |
|--|--------|----|----|----|----|----|----|----|
| Murder and Nonnegligent Manslaughter | Male | 0 | 0 | 0 | 0 | 0 | 0 | 0 |
| | Female | 0 | 0 | 0 | 0 | 0 | 0 | 0 |
| Manslaughter by Negligence | Male | 0 | 0 | 0 | 0 | 0 | 0 | 0 |
| | Female | 0 | 0 | 0 | 0 | 0 | 0 | 0 |
| Rape | Male | 0 | 0 | 0 | 0 | 0 | 0 | 0 |
| | Female | 0 | 0 | 0 | 0 | 0 | 0 | 0 |
| Robbery | Male | 0 | 0 | 0 | 0 | 0 | 0 | 0 |
| | Female | 0 | 0 | 0 | 0 | 0 | 0 | 0 |
| Aggravated Assault (Return A - 4a-d) | Male | 0 | 0 | 0 | 1 | 0 | 0 | 0 |
| | Female | 0 | 0 | 0 | 0 | 0 | 0 | 0 |
| Burglary - Breaking or Entering | Male | 0 | 0 | 0 | 0 | 0 | 0 | 0 |
| | Female | 0 | 0 | 0 | 0 | 0 | 0 | 0 |
| Larceny - Theft (Except Motor Vehicle Theft) | Male | 1 | 0 | 0 | 0 | 0 | 0 | 0 |
| | Female | 0 | 0 | 0 | 0 | 0 | 0 | 0 |
| Motor Vehicle Theft | Male | 1 | 3 | 0 | 0 | 0 | 0 | 0 |
| | Female | 0 | 0 | 0 | 0 | 0 | 0 | 0 |
| Arson | Male | 0 | 0 | 0 | 0 | 0 | 0 | 0 |
| | Female | 0 | 0 | 0 | 0 | 0 | 0 | 0 |
| Total Index Crimes Violations: Male | | 2 | 3 | 0 | 1 | 0 | 0 | 0 |
| Female | | 0 | 0 | 0 | 0 | 0 | 0 | 0 |

| Other Offenses: | | 18 | 19 | 20 | 21 | 22 | 23 | 24 |
|--|--------|----|----|----|----|----|----|----|
| Other Assaults (Return A - 4e) | Male | 0 | 0 | 0 | 0 | 1 | 1 | 1 |
| | Female | 0 | 0 | 0 | 0 | 0 | 1 | 0 |
| Forgery and Counterfeiting | Male | 0 | 0 | 0 | 0 | 0 | 0 | 0 |
| | Female | 0 | 0 | 0 | 0 | 0 | 0 | 0 |
| Fraud | Male | 0 | 0 | 0 | 0 | 0 | 0 | 0 |
| | Female | 0 | 0 | 0 | 0 | 0 | 0 | 0 |
| Embezzlement | Male | 0 | 0 | 0 | 0 | 0 | 0 | 0 |
| | Female | 0 | 0 | 0 | 0 | 0 | 0 | 0 |
| Stolen Property; Buying, Receiving, Possessing | Male | 1 | 0 | 0 | 0 | 0 | 0 | 0 |
| | Female | 0 | 0 | 0 | 0 | 0 | 0 | 0 |
| Vandalism | Male | 0 | 0 | 0 | 0 | 0 | 0 | 0 |
| | Female | 0 | 0 | 0 | 0 | 0 | 0 | 0 |
| Weapons; Carrying, Possessing, etc. | Male | 0 | 0 | 0 | 0 | 0 | 0 | 0 |
| | Female | 0 | 1 | 0 | 0 | 0 | 0 | 0 |
| Total Other Offense Violations: Male | | 1 | 0 | 0 | 0 | 1 | 1 | 1 |
| Female | | 0 | 1 | 0 | 0 | 0 | 1 | 0 |

| Prostitution and Commercialized Vice: | | 18 | 19 | 20 | 21 | 22 | 23 | 24 |
|---|--------|----|----|----|----|----|----|----|
| Prostitution | Male | 0 | 0 | 0 | 0 | 0 | 0 | 0 |
| | Female | 0 | 0 | 0 | 0 | 0 | 0 | 0 |
| Assisting or Promoting Prostitution | Male | 0 | 0 | 0 | 0 | 0 | 0 | 0 |
| | Female | 0 | 0 | 0 | 0 | 0 | 0 | 0 |
| Purchasing Prostitution | Male | 0 | 0 | 0 | 0 | 0 | 0 | 0 |
| | Female | 0 | 0 | 0 | 0 | 0 | 0 | 0 |
| Sex Offenses (Except Forcible Rape and Prostitution) | Male | 0 | 0 | 0 | 0 | 0 | 0 | 0 |
| | Female | 0 | 0 | 0 | 0 | 0 | 0 | 0 |
| Total Prostitution & Commercialized Vice Violations: Male | | 0 | 0 | 0 | 0 | 0 | 0 | 0 |
| Female | | 0 | 0 | 0 | 0 | 0 | 0 | 0 |

2016 White Pine County Arrests - Adult
18 - 24 Years of Age

Drug Abuse Violations:

| Sale/Manufacturing: | | 18 | 19 | 20 | 21 | 22 | 23 | 24 |
|--|--------|-----------|-----------|-----------|-----------|-----------|-----------|-----------|
| Opium or Cocaine and Their Derivatives (Morphine, Heroin, Codeine) | Male | 0 | 0 | 0 | 0 | 0 | 0 | 0 |
| | Female | 0 | 0 | 0 | 0 | 0 | 0 | 0 |
| Marijuana | Male | 0 | 0 | 0 | 0 | 0 | 0 | 0 |
| | Female | 0 | 0 | 0 | 0 | 0 | 0 | 0 |
| Synthetic Narcotics - Manufactured Narcotics Which Can Cause True Drug Addiction (Demerol, Methadones) | Male | 0 | 0 | 0 | 0 | 0 | 0 | 0 |
| | Female | 0 | 0 | 0 | 0 | 0 | 0 | 0 |
| Other - Dangerous Nonnarcotic Drugs (Barbiturates, Benzedrine) | Male | 1 | 0 | 0 | 0 | 0 | 0 | 0 |
| | Female | 0 | 0 | 0 | 0 | 0 | 0 | 0 |
| Possession: | | | | | | | | |
| Opium or Cocaine and Their Derivatives (Morphine, Heroin, Codeine) | Male | 0 | 0 | 0 | 0 | 0 | 0 | 0 |
| | Female | 0 | 0 | 0 | 0 | 0 | 0 | 0 |
| Marijuana | Male | 0 | 0 | 0 | 0 | 0 | 0 | 0 |
| | Female | 0 | 1 | 0 | 0 | 0 | 0 | 0 |
| Synthetic Narcotics - Manufactured Narcotics Which Can Cause True Drug Addiction (Demerol, Methadones) | Male | 0 | 0 | 0 | 0 | 0 | 0 | 0 |
| | Female | 0 | 0 | 1 | 0 | 1 | 0 | 1 |
| Other - Dangerous Nonnarcotic Drugs (Barbiturates, Benzedrine) | Male | 0 | 0 | 0 | 0 | 0 | 0 | 0 |
| | Female | 0 | 0 | 0 | 0 | 0 | 0 | 0 |
| Total Drug Abuse Violations: | | | | | | | | |
| | Male | 1 | 0 | 0 | 0 | 0 | 0 | 0 |
| | Female | 0 | 1 | 1 | 0 | 1 | 0 | 1 |

Gambling:

| | | 18 | 19 | 20 | 21 | 22 | 23 | 24 |
|-----------------------------------|--------|-----------|-----------|-----------|-----------|-----------|-----------|-----------|
| Bookmaking (Horse and Sport Book) | Male | 0 | 0 | 0 | 0 | 0 | 0 | 0 |
| | Female | 0 | 0 | 0 | 0 | 0 | 0 | 0 |
| Numbers and Lottery | Male | 0 | 0 | 0 | 0 | 0 | 0 | 0 |
| | Female | 0 | 0 | 0 | 0 | 0 | 0 | 0 |
| All Other Gambling | Male | 0 | 0 | 0 | 0 | 0 | 0 | 0 |
| | Female | 0 | 0 | 0 | 0 | 0 | 0 | 0 |
| Total Gambling Violations: | | | | | | | | |
| | Male | 0 | 0 | 0 | 0 | 0 | 0 | 0 |
| | Female | 0 | 0 | 0 | 0 | 0 | 0 | 0 |

Miscellaneous:

| | | 18 | 19 | 20 | 21 | 22 | 23 | 24 |
|--|--------|-----------|-----------|-----------|-----------|-----------|-----------|-----------|
| Offenses Against the Family and Children | Male | 0 | 0 | 0 | 1 | 0 | 0 | 0 |
| | Female | 0 | 1 | 0 | 0 | 0 | 0 | 1 |
| Driving Under the Influence | Male | 0 | 0 | 0 | 0 | 0 | 0 | 1 |
| | Female | 0 | 0 | 0 | 0 | 0 | 0 | 0 |
| Liquor Laws | Male | 0 | 0 | 0 | 0 | 0 | 0 | 0 |
| | Female | 0 | 0 | 0 | 0 | 0 | 0 | 0 |
| Drunkenness | Male | 1 | 0 | 2 | 0 | 0 | 0 | 0 |
| | Female | 0 | 3 | 0 | 0 | 0 | 0 | 0 |
| Disorderly Conduct | Male | 0 | 0 | 0 | 0 | 0 | 0 | 0 |
| | Female | 0 | 0 | 0 | 0 | 0 | 0 | 0 |
| Vagrancy | Male | 0 | 0 | 0 | 0 | 0 | 0 | 0 |
| | Female | 0 | 0 | 0 | 0 | 0 | 0 | 0 |
| All Other Offenses (Except Traffic) | Male | 3 | 3 | 3 | 2 | 5 | 4 | 4 |
| | Female | 1 | 5 | 6 | 0 | 0 | 1 | 0 |
| Suspicion | Male | 0 | 0 | 0 | 0 | 0 | 0 | 0 |
| | Female | 0 | 0 | 0 | 0 | 0 | 0 | 0 |
| Total Miscellaneous Violations: | | | | | | | | |
| | Male | 4 | 3 | 5 | 3 | 5 | 4 | 5 |
| | Female | 1 | 9 | 6 | 0 | 0 | 1 | 1 |

Human Trafficking:

| | | 18 | 19 | 20 | 21 | 22 | 23 | 24 |
|--|--------|-----------|-----------|-----------|-----------|-----------|-----------|-----------|
| Human Trafficking/ Commercial Sex Acts | Male | 0 | 0 | 0 | 0 | 0 | 0 | 0 |
| | Female | 0 | 0 | 0 | 0 | 0 | 0 | 0 |
| Human Trafficking/ Involuntary Servitude | Male | 0 | 0 | 0 | 0 | 0 | 0 | 0 |
| | Female | 0 | 0 | 0 | 0 | 0 | 0 | 0 |
| Total Human Trafficking Violations: | | | | | | | | |
| | Male | 0 | 0 | 0 | 0 | 0 | 0 | 0 |
| | Female | 0 | 0 | 0 | 0 | 0 | 0 | 0 |

2016 Statewide Agencies Total Arrests - Adult
18 - 24 Years of Age

| Index Crime: | | 18 | 19 | 20 | 21 | 22 | 23 | 24 |
|--|--------|----|----|----|----|----|----|----|
| Murder and Nonnegligent Manslaughter | Male | 0 | 0 | 0 | 0 | 0 | 0 | 0 |
| | Female | 0 | 0 | 0 | 0 | 0 | 0 | 0 |
| Manslaughter by Negligence | Male | 0 | 0 | 0 | 0 | 0 | 0 | 0 |
| | Female | 0 | 0 | 0 | 0 | 0 | 0 | 0 |
| Rape | Male | 0 | 0 | 0 | 0 | 0 | 0 | 0 |
| | Female | 0 | 0 | 0 | 0 | 0 | 0 | 0 |
| Robbery | Male | 2 | 0 | 0 | 0 | 0 | 0 | 0 |
| | Female | 0 | 0 | 0 | 0 | 0 | 0 | 0 |
| Aggravated Assault (Return A - 4a-d) | Male | 0 | 0 | 0 | 0 | 0 | 0 | 0 |
| | Female | 0 | 0 | 0 | 0 | 0 | 0 | 0 |
| Burglary - Breaking or Entering | Male | 0 | 0 | 0 | 1 | 2 | 0 | 1 |
| | Female | 0 | 0 | 0 | 0 | 0 | 0 | 0 |
| Larceny - Theft (Except Motor Vehicle Theft) | Male | 0 | 0 | 0 | 0 | 0 | 1 | 0 |
| | Female | 0 | 0 | 1 | 0 | 0 | 0 | 0 |
| Motor Vehicle Theft | Male | 0 | 0 | 0 | 0 | 0 | 0 | 1 |
| | Female | 0 | 0 | 0 | 0 | 0 | 0 | 0 |
| Arson | Male | 0 | 0 | 0 | 0 | 0 | 0 | 0 |
| | Female | 0 | 0 | 0 | 0 | 0 | 0 | 0 |
| Total Index Crimes Violations: Male | | 2 | 0 | 0 | 1 | 2 | 1 | 2 |
| Female | | 0 | 0 | 1 | 0 | 0 | 0 | 0 |

| Other Offenses: | | 18 | 19 | 20 | 21 | 22 | 23 | 24 |
|--|--------|----|----|----|----|----|----|----|
| Other Assaults (Return A - 4e) | Male | 0 | 0 | 0 | 0 | 0 | 2 | 0 |
| | Female | 0 | 0 | 0 | 0 | 0 | 0 | 0 |
| Forgery and Counterfeiting | Male | 0 | 0 | 0 | 1 | 0 | 0 | 1 |
| | Female | 0 | 0 | 0 | 0 | 2 | 0 | 0 |
| Fraud | Male | 2 | 0 | 7 | 1 | 0 | 2 | 0 |
| | Female | 0 | 0 | 3 | 0 | 0 | 0 | 1 |
| Embezzlement | Male | 0 | 0 | 0 | 0 | 0 | 0 | 0 |
| | Female | 0 | 0 | 0 | 0 | 0 | 0 | 0 |
| Stolen Property; Buying, Receiving, Possessing | Male | 0 | 0 | 0 | 0 | 0 | 0 | 0 |
| | Female | 0 | 0 | 2 | 0 | 0 | 0 | 0 |
| Vandalism | Male | 0 | 1 | 0 | 1 | 2 | 2 | 0 |
| | Female | 0 | 0 | 0 | 0 | 0 | 0 | 1 |
| Weapons; Carrying, Possessing, etc. | Male | 3 | 2 | 2 | 3 | 9 | 7 | 4 |
| | Female | 0 | 0 | 0 | 0 | 0 | 2 | 0 |
| Total Other Offense Violations: Male | | 5 | 3 | 9 | 6 | 11 | 13 | 5 |
| Female | | 0 | 0 | 5 | 0 | 2 | 2 | 2 |

| Prostitution and Commercialized Vice: | | 18 | 19 | 20 | 21 | 22 | 23 | 24 |
|---|--------|----|----|----|----|----|----|----|
| Prostitution | Male | 0 | 0 | 0 | 1 | 0 | 0 | 0 |
| | Female | 1 | 1 | 0 | 0 | 0 | 1 | 1 |
| Assisting or Promoting Prostitution | Male | 0 | 0 | 0 | 0 | 0 | 0 | 0 |
| | Female | 0 | 0 | 0 | 0 | 0 | 0 | 0 |
| Purchasing Prostitution | Male | 0 | 0 | 0 | 0 | 0 | 0 | 0 |
| | Female | 0 | 0 | 0 | 0 | 0 | 0 | 0 |
| Sex Offenses (Except Forcible Rape and Prostitution) | Male | 0 | 0 | 0 | 0 | 0 | 0 | 0 |
| | Female | 0 | 0 | 0 | 0 | 0 | 0 | 0 |
| Total Prostitution & Commercialized Vice Violations: Male | | 0 | 0 | 0 | 1 | 0 | 0 | 0 |
| Female | | 1 | 1 | 0 | 0 | 0 | 1 | 1 |

2016 Statewide Agencies Total Arrests - Adult
18 - 24 Years of Age

Drug Abuse Violations:

| Sale/Manufacturing: | | 18 | 19 | 20 | 21 | 22 | 23 | 24 |
|--|--------|-----------|-----------|-----------|-----------|-----------|-----------|-----------|
| Opium or Cocaine and Their Derivatives (Morphine, Heroin, Codeine) | Male | 0 | 0 | 0 | 0 | 0 | 0 | 0 |
| | Female | 0 | 1 | 0 | 0 | 0 | 0 | 0 |
| Marijuana | Male | 0 | 0 | 1 | 1 | 0 | 0 | 1 |
| | Female | 0 | 1 | 0 | 0 | 0 | 1 | 0 |
| Synthetic Narcotics - Manufactured Narcotics Which Can Cause True Drug Addiction (Demerol, Methadones) | Male | 1 | 0 | 3 | 3 | 4 | 2 | 2 |
| | Female | 0 | 1 | 0 | 0 | 1 | 2 | 2 |
| Other - Dangerous Nonnarcotic Drugs (Barbiturates, Benzedrine) | Male | 0 | 0 | 1 | 0 | 0 | 0 | 0 |
| | Female | 0 | 0 | 0 | 0 | 1 | 0 | 0 |
| Possession: | | | | | | | | |
| Opium or Cocaine and Their Derivatives (Morphine, Heroin, Codeine) | Male | 1 | 0 | 0 | 0 | 0 | 0 | 0 |
| | Female | 0 | 1 | 0 | 0 | 1 | 0 | 0 |
| Marijuana | Male | 21 | 36 | 34 | 30 | 35 | 29 | 36 |
| | Female | 2 | 4 | 11 | 15 | 14 | 16 | 18 |
| Synthetic Narcotics - Manufactured Narcotics Which Can Cause True Drug Addiction (Demerol, Methadones) | Male | 2 | 1 | 2 | 1 | 4 | 2 | 3 |
| | Female | 0 | 1 | 0 | 1 | 1 | 0 | 1 |
| Other - Dangerous Nonnarcotic Drugs (Barbiturates, Benzedrine) | Male | 0 | 0 | 0 | 0 | 2 | 1 | 0 |
| | Female | 0 | 0 | 1 | 0 | 0 | 1 | 0 |
| Total Drug Abuse Violations: | | | | | | | | |
| | Male | 25 | 37 | 41 | 35 | 45 | 34 | 42 |
| | Female | 2 | 9 | 12 | 16 | 18 | 20 | 21 |

Gambling:

| | | 18 | 19 | 20 | 21 | 22 | 23 | 24 |
|-----------------------------------|--------|-----------|-----------|-----------|-----------|-----------|-----------|-----------|
| Bookmaking (Horse and Sport Book) | Male | 0 | 0 | 0 | 0 | 0 | 0 | 0 |
| | Female | 0 | 0 | 0 | 0 | 0 | 0 | 0 |
| Numbers and Lottery | Male | 0 | 0 | 0 | 0 | 0 | 0 | 0 |
| | Female | 0 | 0 | 0 | 0 | 0 | 0 | 0 |
| All Other Gambling | Male | 0 | 0 | 0 | 0 | 0 | 1 | 0 |
| | Female | 0 | 0 | 0 | 0 | 0 | 0 | 0 |
| Total Gambling Violations: | | | | | | | | |
| | Male | 0 | 0 | 0 | 0 | 0 | 1 | 0 |
| | Female | 0 | 0 | 0 | 0 | 0 | 0 | 0 |

Miscellaneous:

| | | 18 | 19 | 20 | 21 | 22 | 23 | 24 |
|--|--------|-----------|-----------|-----------|-----------|-----------|-----------|-----------|
| Offenses Against the Family and Children | Male | 1 | 1 | 1 | 0 | 0 | 0 | 0 |
| | Female | 0 | 0 | 1 | 1 | 0 | 1 | 1 |
| Driving Under the Influence | Male | 18 | 36 | 41 | 86 | 79 | 89 | 86 |
| | Female | 8 | 11 | 17 | 36 | 48 | 46 | 41 |
| Liquor Laws | Male | 1 | 2 | 4 | 0 | 1 | 1 | 2 |
| | Female | 0 | 0 | 0 | 1 | 1 | 0 | 0 |
| Drunkenness | Male | 2 | 0 | 1 | 1 | 0 | 1 | 0 |
| | Female | 0 | 0 | 1 | 0 | 1 | 0 | 0 |
| Disorderly Conduct | Male | 0 | 0 | 0 | 0 | 0 | 0 | 1 |
| | Female | 0 | 0 | 0 | 0 | 0 | 0 | 0 |
| Vagrancy | Male | 0 | 0 | 0 | 0 | 0 | 0 | 0 |
| | Female | 0 | 0 | 0 | 0 | 0 | 0 | 0 |
| All Other Offenses (Except Traffic) | Male | 22 | 39 | 50 | 81 | 68 | 78 | 82 |
| | Female | 2 | 9 | 23 | 25 | 37 | 32 | 37 |
| Suspicion | Male | 0 | 0 | 0 | 0 | 0 | 0 | 0 |
| | Female | 0 | 0 | 0 | 0 | 0 | 0 | 0 |
| Total Miscellaneous Violations: | | | | | | | | |
| | Male | 44 | 78 | 97 | 168 | 148 | 169 | 171 |
| | Female | 10 | 20 | 42 | 63 | 87 | 79 | 79 |

Human Trafficking:

| | | 18 | 19 | 20 | 21 | 22 | 23 | 24 |
|--|--------|-----------|-----------|-----------|-----------|-----------|-----------|-----------|
| Human Trafficking/ Commercial Sex Acts | Male | 0 | 0 | 0 | 0 | 0 | 0 | 0 |
| | Female | 0 | 0 | 0 | 0 | 0 | 0 | 0 |
| Human Trafficking/ Involuntary Servitude | Male | 0 | 0 | 0 | 0 | 0 | 0 | 0 |
| | Female | 0 | 0 | 0 | 0 | 0 | 0 | 0 |
| Total Human Trafficking Violations: | | | | | | | | |
| | Male | 0 | 0 | 0 | 0 | 0 | 0 | 0 |
| | Female | 0 | 0 | 0 | 0 | 0 | 0 | 0 |

2016 DPS - Capitol Police Arrests - Adult
18 - 24 Years of Age

| Index Crime: | | 18 | 19 | 20 | 21 | 22 | 23 | 24 |
|--|--------|----|----|----|----|----|----|----|
| Murder and Nonnegligent Manslaughter | Male | 0 | 0 | 0 | 0 | 0 | 0 | 0 |
| | Female | 0 | 0 | 0 | 0 | 0 | 0 | 0 |
| Manslaughter by Negligence | Male | 0 | 0 | 0 | 0 | 0 | 0 | 0 |
| | Female | 0 | 0 | 0 | 0 | 0 | 0 | 0 |
| Rape | Male | 0 | 0 | 0 | 0 | 0 | 0 | 0 |
| | Female | 0 | 0 | 0 | 0 | 0 | 0 | 0 |
| Robbery | Male | 0 | 0 | 0 | 0 | 0 | 0 | 0 |
| | Female | 0 | 0 | 0 | 0 | 0 | 0 | 0 |
| Aggravated Assault (Return A - 4a-d) | Male | 0 | 0 | 0 | 0 | 0 | 0 | 0 |
| | Female | 0 | 0 | 0 | 0 | 0 | 0 | 0 |
| Burglary - Breaking or Entering | Male | 0 | 0 | 0 | 0 | 0 | 0 | 0 |
| | Female | 0 | 0 | 0 | 0 | 0 | 0 | 0 |
| Larceny - Theft (Except Motor Vehicle Theft) | Male | 0 | 0 | 0 | 0 | 0 | 0 | 0 |
| | Female | 0 | 0 | 0 | 0 | 0 | 0 | 0 |
| Motor Vehicle Theft | Male | 0 | 0 | 0 | 0 | 0 | 0 | 0 |
| | Female | 0 | 0 | 0 | 0 | 0 | 0 | 0 |
| Arson | Male | 0 | 0 | 0 | 0 | 0 | 0 | 0 |
| | Female | 0 | 0 | 0 | 0 | 0 | 0 | 0 |
| Total Index Crimes Violations: | | | | | | | | |
| | Male | 0 | 0 | 0 | 0 | 0 | 0 | 0 |
| | Female | 0 | 0 | 0 | 0 | 0 | 0 | 0 |

| Other Offenses: | | 18 | 19 | 20 | 21 | 22 | 23 | 24 |
|--|--------|----|----|----|----|----|----|----|
| Other Assaults (Return A - 4e) | Male | 0 | 0 | 0 | 0 | 0 | 1 | 0 |
| | Female | 0 | 0 | 0 | 0 | 0 | 0 | 0 |
| Forgery and Counterfeiting | Male | 0 | 0 | 0 | 0 | 0 | 0 | 0 |
| | Female | 0 | 0 | 0 | 0 | 0 | 0 | 0 |
| Fraud | Male | 0 | 0 | 0 | 0 | 0 | 0 | 0 |
| | Female | 0 | 0 | 0 | 0 | 0 | 0 | 0 |
| Embezzlement | Male | 0 | 0 | 0 | 0 | 0 | 0 | 0 |
| | Female | 0 | 0 | 0 | 0 | 0 | 0 | 0 |
| Stolen Property; Buying, Receiving, Possessing | Male | 0 | 0 | 0 | 0 | 0 | 0 | 0 |
| | Female | 0 | 0 | 0 | 0 | 0 | 0 | 0 |
| Vandalism | Male | 0 | 0 | 0 | 0 | 0 | 0 | 0 |
| | Female | 0 | 0 | 0 | 0 | 0 | 0 | 0 |
| Weapons; Carrying, Possessing, etc. | Male | 0 | 0 | 0 | 0 | 0 | 0 | 0 |
| | Female | 0 | 0 | 0 | 0 | 0 | 0 | 0 |
| Total Other Offense Violations: | | | | | | | | |
| | Male | 0 | 0 | 0 | 0 | 0 | 1 | 0 |
| | Female | 0 | 0 | 0 | 0 | 0 | 0 | 0 |

| Prostitution and Commercialized Vice: | | 18 | 19 | 20 | 21 | 22 | 23 | 24 |
|--|--------|----|----|----|----|----|----|----|
| Prostitution | Male | 0 | 0 | 0 | 0 | 0 | 0 | 0 |
| | Female | 0 | 0 | 0 | 0 | 0 | 0 | 0 |
| Assisting or Promoting Prostitution | Male | 0 | 0 | 0 | 0 | 0 | 0 | 0 |
| | Female | 0 | 0 | 0 | 0 | 0 | 0 | 0 |
| Purchasing Prostitution | Male | 0 | 0 | 0 | 0 | 0 | 0 | 0 |
| | Female | 0 | 0 | 0 | 0 | 0 | 0 | 0 |
| Sex Offenses (Except Forcible Rape and Prostitution) | Male | 0 | 0 | 0 | 0 | 0 | 0 | 0 |
| | Female | 0 | 0 | 0 | 0 | 0 | 0 | 0 |
| Total Prostitution & Commercialized Vice Violations: | | | | | | | | |
| | Male | 0 | 0 | 0 | 0 | 0 | 0 | 0 |
| | Female | 0 | 0 | 0 | 0 | 0 | 0 | 0 |

2016 DPS - Capitol Police Arrests - Adult
18 - 24 Years of Age

Drug Abuse Violations:

| Sale/Manufacturing: | | 18 | 19 | 20 | 21 | 22 | 23 | 24 |
|--|--------|-----------|-----------|-----------|-----------|-----------|-----------|-----------|
| Opium or Cocaine and Their Derivatives (Morphine, Heroin, Codeine) | Male | 0 | 0 | 0 | 0 | 0 | 0 | 0 |
| | Female | 0 | 1 | 0 | 0 | 0 | 0 | 0 |
| Marijuana | Male | 0 | 0 | 0 | 0 | 0 | 0 | 0 |
| | Female | 0 | 0 | 0 | 0 | 0 | 0 | 0 |
| Synthetic Narcotics - Manufactured Narcotics Which Can Cause True Drug Addiction Demerol, Methadones) | Male | 0 | 0 | 0 | 0 | 0 | 0 | 0 |
| | Female | 0 | 0 | 0 | 0 | 0 | 0 | 0 |
| Other - Dangerous Nonnarcotic Drugs (Barbiturates, Benzedrine) | Male | 0 | 0 | 0 | 0 | 0 | 0 | 0 |
| | Female | 0 | 0 | 0 | 0 | 0 | 0 | 0 |
| Possession: | | | | | | | | |
| Opium or Cocaine and Their Derivatives (Morphine, Heroin, Codeine) | Male | 0 | 0 | 0 | 0 | 0 | 0 | 0 |
| | Female | 0 | 1 | 0 | 0 | 0 | 0 | 0 |
| Marijuana | Male | 0 | 0 | 0 | 0 | 0 | 0 | 0 |
| | Female | 0 | 0 | 0 | 0 | 0 | 0 | 0 |
| Synthetic Narcotics - Manufactured Narcotics Which Can Cause True Drug Addiction (Demerol, Methadones) | Male | 0 | 0 | 0 | 0 | 0 | 0 | 0 |
| | Female | 0 | 1 | 0 | 0 | 0 | 0 | 0 |
| Other - Dangerous Nonnarcotic Drugs (Barbiturates, Benzedrine) | Male | 0 | 0 | 0 | 0 | 0 | 0 | 0 |
| | Female | 0 | 0 | 0 | 0 | 0 | 0 | 0 |
| Total Drug Abuse Violations: | | | | | | | | |
| | Male | 0 | 0 | 0 | 0 | 0 | 0 | 0 |
| | Female | 0 | 3 | 0 | 0 | 0 | 0 | 0 |

Gambling:

| | | 18 | 19 | 20 | 21 | 22 | 23 | 24 |
|-----------------------------------|--------|-----------|-----------|-----------|-----------|-----------|-----------|-----------|
| Bookmaking (Horse and Sport Book) | Male | 0 | 0 | 0 | 0 | 0 | 0 | 0 |
| | Female | 0 | 0 | 0 | 0 | 0 | 0 | 0 |
| Numbers and Lottery | Male | 0 | 0 | 0 | 0 | 0 | 0 | 0 |
| | Female | 0 | 0 | 0 | 0 | 0 | 0 | 0 |
| All Other Gambling | Male | 0 | 0 | 0 | 0 | 0 | 1 | 0 |
| | Female | 0 | 0 | 0 | 0 | 0 | 0 | 0 |
| Total Gambling Violations: | | | | | | | | |
| | Male | 0 | 0 | 0 | 0 | 0 | 1 | 0 |
| | Female | 0 | 0 | 0 | 0 | 0 | 0 | 0 |

Miscellaneous:

| | | 18 | 19 | 20 | 21 | 22 | 23 | 24 |
|--|--------|-----------|-----------|-----------|-----------|-----------|-----------|-----------|
| Offenses Against the Family and Children | Male | 0 | 0 | 0 | 0 | 0 | 0 | 0 |
| | Female | 0 | 0 | 0 | 0 | 0 | 0 | 0 |
| Driving Under the Influence | Male | 0 | 0 | 0 | 0 | 0 | 0 | 0 |
| | Female | 0 | 0 | 0 | 0 | 0 | 0 | 0 |
| Liquor Laws | Male | 0 | 0 | 0 | 0 | 0 | 0 | 0 |
| | Female | 0 | 0 | 0 | 0 | 0 | 0 | 0 |
| Drunkenness | Male | 0 | 0 | 0 | 0 | 0 | 0 | 0 |
| | Female | 0 | 0 | 0 | 0 | 0 | 0 | 0 |
| Disorderly Conduct | Male | 0 | 0 | 0 | 0 | 0 | 0 | 0 |
| | Female | 0 | 0 | 0 | 0 | 0 | 0 | 0 |
| Vagrancy | Male | 0 | 0 | 0 | 0 | 0 | 0 | 0 |
| | Female | 0 | 0 | 0 | 0 | 0 | 0 | 0 |
| All Other Offenses (Except Traffic) | Male | 0 | 1 | 0 | 0 | 1 | 0 | 0 |
| | Female | 0 | 0 | 0 | 0 | 0 | 0 | 0 |
| Suspicion | Male | 0 | 0 | 0 | 0 | 0 | 0 | 0 |
| | Female | 0 | 0 | 0 | 0 | 0 | 0 | 0 |
| Total Miscellaneous Violations: | | | | | | | | |
| | Male | 0 | 1 | 0 | 0 | 1 | 0 | 0 |
| | Female | 0 | 0 | 0 | 0 | 0 | 0 | 0 |

Human Trafficking:

| | | 18 | 19 | 20 | 21 | 22 | 23 | 24 |
|--|--------|-----------|-----------|-----------|-----------|-----------|-----------|-----------|
| Human Trafficking/ Commercial Sex Acts | Male | 0 | 0 | 0 | 0 | 0 | 0 | 0 |
| | Female | 0 | 0 | 0 | 0 | 0 | 0 | 0 |
| Human Trafficking/ Involuntary Servitude | Male | 0 | 0 | 0 | 0 | 0 | 0 | 0 |
| | Female | 0 | 0 | 0 | 0 | 0 | 0 | 0 |
| Total Human Trafficking Violations: | | | | | | | | |
| | Male | 0 | 0 | 0 | 0 | 0 | 0 | 0 |
| | Female | 0 | 0 | 0 | 0 | 0 | 0 | 0 |

2016 DPS - NDI Arrests - Adult
18 - 24 Years of Age

| Index Crime: | | 18 | 19 | 20 | 21 | 22 | 23 | 24 |
|--|--------|----|----|----|----|----|----|----|
| Murder and Nonnegligent Manslaughter | Male | 0 | 0 | 0 | 0 | 0 | 0 | 0 |
| | Female | 0 | 0 | 0 | 0 | 0 | 0 | 0 |
| Manslaughter by Negligence | Male | 0 | 0 | 0 | 0 | 0 | 0 | 0 |
| | Female | 0 | 0 | 0 | 0 | 0 | 0 | 0 |
| Rape | Male | 0 | 0 | 0 | 0 | 0 | 0 | 0 |
| | Female | 0 | 0 | 0 | 0 | 0 | 0 | 0 |
| Robbery | Male | 2 | 0 | 0 | 0 | 0 | 0 | 0 |
| | Female | 0 | 0 | 0 | 0 | 0 | 0 | 0 |
| Aggravated Assault (Return A - 4a-d) | Male | 0 | 0 | 0 | 0 | 0 | 0 | 0 |
| | Female | 0 | 0 | 0 | 0 | 0 | 0 | 0 |
| Burglary - Breaking or Entering | Male | 0 | 0 | 0 | 1 | 2 | 0 | 1 |
| | Female | 0 | 0 | 0 | 0 | 0 | 0 | 0 |
| Larceny - Theft (Except Motor Vehicle Theft) | Male | 0 | 0 | 0 | 0 | 0 | 0 | 0 |
| | Female | 0 | 0 | 1 | 0 | 0 | 0 | 0 |
| Motor Vehicle Theft | Male | 0 | 0 | 0 | 0 | 0 | 0 | 0 |
| | Female | 0 | 0 | 0 | 0 | 0 | 0 | 0 |
| Arson | Male | 0 | 0 | 0 | 0 | 0 | 0 | 0 |
| | Female | 0 | 0 | 0 | 0 | 0 | 0 | 0 |
| Total Index Crimes Violations: Male | | 2 | 0 | 0 | 1 | 2 | 0 | 1 |
| Female | | 0 | 0 | 1 | 0 | 0 | 0 | 0 |

| Other Offenses: | | 18 | 19 | 20 | 21 | 22 | 23 | 24 |
|--|--------|----|----|----|----|----|----|----|
| Other Assaults (Return A - 4e) | Male | 0 | 0 | 0 | 0 | 0 | 0 | 0 |
| | Female | 0 | 0 | 0 | 0 | 0 | 0 | 0 |
| Forgery and Counterfeiting | Male | 0 | 0 | 0 | 1 | 0 | 0 | 1 |
| | Female | 0 | 0 | 0 | 0 | 2 | 0 | 0 |
| Fraud | Male | 0 | 0 | 0 | 1 | 0 | 1 | 0 |
| | Female | 0 | 0 | 0 | 0 | 0 | 0 | 0 |
| Embezzlement | Male | 0 | 0 | 0 | 0 | 0 | 0 | 0 |
| | Female | 0 | 0 | 0 | 0 | 0 | 0 | 0 |
| Stolen Property; Buying, Receiving, Possessing | Male | 0 | 0 | 0 | 0 | 0 | 0 | 0 |
| | Female | 0 | 0 | 2 | 0 | 0 | 0 | 0 |
| Vandalism | Male | 0 | 0 | 0 | 0 | 0 | 0 | 0 |
| | Female | 0 | 0 | 0 | 0 | 0 | 0 | 0 |
| Weapons; Carrying, Possessing, etc. | Male | 0 | 0 | 0 | 0 | 2 | 1 | 1 |
| | Female | 0 | 0 | 0 | 0 | 0 | 0 | 0 |
| Total Other Offense Violations: Male | | 0 | 0 | 0 | 2 | 2 | 2 | 2 |
| Female | | 0 | 0 | 2 | 0 | 2 | 0 | 0 |

| Prostitution and Commercialized Vice: | | 18 | 19 | 20 | 21 | 22 | 23 | 24 |
|---|--------|----|----|----|----|----|----|----|
| Prostitution | Male | 0 | 0 | 0 | 0 | 0 | 0 | 0 |
| | Female | 0 | 0 | 0 | 0 | 0 | 1 | 0 |
| Assisting or Promoting Prostitution | Male | 0 | 0 | 0 | 0 | 0 | 0 | 0 |
| | Female | 0 | 0 | 0 | 0 | 0 | 0 | 0 |
| Purchasing Prostitution | Male | 0 | 0 | 0 | 0 | 0 | 0 | 0 |
| | Female | 0 | 0 | 0 | 0 | 0 | 0 | 0 |
| Sex Offenses (Except Forcible Rape and Prostitution) | Male | 0 | 0 | 0 | 0 | 0 | 0 | 0 |
| | Female | 0 | 0 | 0 | 0 | 0 | 0 | 0 |
| Total Prostitution & Commercialized Vice Violations: Male | | 0 | 0 | 0 | 0 | 0 | 0 | 0 |
| Female | | 0 | 0 | 0 | 0 | 0 | 1 | 0 |

2016 DPS - NDI Arrests - Adult
18 - 24 Years of Age

Drug Abuse Violations:

| Sale/Manufacturing: | | 18 | 19 | 20 | 21 | 22 | 23 | 24 |
|--|--------|-----------|-----------|-----------|-----------|-----------|-----------|-----------|
| Opium or Cocaine and Their Derivatives (Morphine, Heroin, Codeine) | Male | 0 | 0 | 0 | 0 | 0 | 0 | 0 |
| | Female | 0 | 0 | 0 | 0 | 0 | 0 | 0 |
| Marijuana | Male | 0 | 0 | 1 | 0 | 0 | 0 | 1 |
| | Female | 0 | 1 | 0 | 0 | 0 | 1 | 0 |
| Synthetic Narcotics - Manufactured Narcotics Which Can Cause True Drug Addiction (Demerol, Methadones) | Male | 1 | 0 | 3 | 2 | 2 | 0 | 2 |
| | Female | 0 | 1 | 0 | 0 | 1 | 2 | 2 |
| Other - Dangerous Nonnarcotic Drugs (Barbiturates, Benzedrine) | Male | 0 | 0 | 0 | 0 | 0 | 0 | 0 |
| | Female | 0 | 0 | 0 | 0 | 1 | 0 | 0 |
| Possession: | | | | | | | | |
| Opium or Cocaine and Their Derivatives (Morphine, Heroin, Codeine) | Male | 1 | 0 | 0 | 0 | 0 | 0 | 0 |
| | Female | 0 | 0 | 0 | 0 | 1 | 0 | 0 |
| Marijuana | Male | 2 | 3 | 3 | 0 | 0 | 1 | 1 |
| | Female | 0 | 0 | 0 | 1 | 1 | 0 | 0 |
| Synthetic Narcotics - Manufactured Narcotics Which Can Cause True Drug Addiction (Demerol, Methadones) | Male | 0 | 0 | 0 | 0 | 3 | 2 | 1 |
| | Female | 0 | 0 | 0 | 0 | 1 | 0 | 1 |
| Other - Dangerous Nonnarcotic Drugs (Barbiturates, Benzedrine) | Male | 0 | 0 | 0 | 0 | 1 | 1 | 0 |
| | Female | 0 | 0 | 1 | 0 | 0 | 1 | 0 |
| Total Drug Abuse Violations: | | | | | | | | |
| | Male | 4 | 3 | 7 | 2 | 6 | 4 | 5 |
| | Female | 0 | 2 | 1 | 1 | 5 | 4 | 3 |

Gambling:

| | | 18 | 19 | 20 | 21 | 22 | 23 | 24 |
|-----------------------------------|--------|-----------|-----------|-----------|-----------|-----------|-----------|-----------|
| Bookmaking (Horse and Sport Book) | Male | 0 | 0 | 0 | 0 | 0 | 0 | 0 |
| | Female | 0 | 0 | 0 | 0 | 0 | 0 | 0 |
| Numbers and Lottery | Male | 0 | 0 | 0 | 0 | 0 | 0 | 0 |
| | Female | 0 | 0 | 0 | 0 | 0 | 0 | 0 |
| All Other Gambling | Male | 0 | 0 | 0 | 0 | 0 | 0 | 0 |
| | Female | 0 | 0 | 0 | 0 | 0 | 0 | 0 |
| Total Gambling Violations: | | | | | | | | |
| | Male | 0 | 0 | 0 | 0 | 0 | 0 | 0 |
| | Female | 0 | 0 | 0 | 0 | 0 | 0 | 0 |

Miscellaneous:

| | | 18 | 19 | 20 | 21 | 22 | 23 | 24 |
|--|--------|-----------|-----------|-----------|-----------|-----------|-----------|-----------|
| Offenses Against the Family and Children | Male | 0 | 0 | 0 | 0 | 0 | 0 | 0 |
| | Female | 0 | 0 | 0 | 0 | 0 | 0 | 1 |
| Driving Under the Influence | Male | 1 | 0 | 0 | 0 | 0 | 0 | 0 |
| | Female | 0 | 0 | 0 | 0 | 0 | 0 | 0 |
| Liquor Laws | Male | 0 | 0 | 0 | 0 | 0 | 0 | 0 |
| | Female | 0 | 0 | 0 | 0 | 0 | 0 | 0 |
| Drunkenness | Male | 0 | 0 | 0 | 0 | 0 | 0 | 0 |
| | Female | 0 | 0 | 1 | 0 | 0 | 0 | 0 |
| Disorderly Conduct | Male | 0 | 0 | 0 | 0 | 0 | 0 | 0 |
| | Female | 0 | 0 | 0 | 0 | 0 | 0 | 0 |
| Vagrancy | Male | 0 | 0 | 0 | 0 | 0 | 0 | 0 |
| | Female | 0 | 0 | 0 | 0 | 0 | 0 | 0 |
| All Other Offenses (Except Traffic) | Male | 3 | 3 | 3 | 4 | 2 | 3 | 3 |
| | Female | 1 | 1 | 0 | 1 | 5 | 0 | 1 |
| Suspicion | Male | 0 | 0 | 0 | 0 | 0 | 0 | 0 |
| | Female | 0 | 0 | 0 | 0 | 0 | 0 | 0 |
| Total Miscellaneous Violations: | | | | | | | | |
| | Male | 4 | 3 | 3 | 4 | 2 | 3 | 3 |
| | Female | 1 | 1 | 1 | 1 | 5 | 0 | 2 |

Human Trafficking:

| | | 18 | 19 | 20 | 21 | 22 | 23 | 24 |
|--|--------|-----------|-----------|-----------|-----------|-----------|-----------|-----------|
| Human Trafficking/ Commercial Sex Acts | Male | 0 | 0 | 0 | 0 | 0 | 0 | 0 |
| | Female | 0 | 0 | 0 | 0 | 0 | 0 | 0 |
| Human Trafficking/ Involuntary Servitude | Male | 0 | 0 | 0 | 0 | 0 | 0 | 0 |
| | Female | 0 | 0 | 0 | 0 | 0 | 0 | 0 |
| Total Human Trafficking Violations: | | | | | | | | |
| | Male | 0 | 0 | 0 | 0 | 0 | 0 | 0 |
| | Female | 0 | 0 | 0 | 0 | 0 | 0 | 0 |

2016 NHP - Northeastern Command Arrests - Adult
18 - 24 Years of Age

| Index Crime: | | 18 | 19 | 20 | 21 | 22 | 23 | 24 |
|--|--------|----|----|----|----|----|----|----|
| Murder and Nonnegligent Manslaughter | Male | 0 | 0 | 0 | 0 | 0 | 0 | 0 |
| | Female | 0 | 0 | 0 | 0 | 0 | 0 | 0 |
| Manslaughter by Negligence | Male | 0 | 0 | 0 | 0 | 0 | 0 | 0 |
| | Female | 0 | 0 | 0 | 0 | 0 | 0 | 0 |
| Rape | Male | 0 | 0 | 0 | 0 | 0 | 0 | 0 |
| | Female | 0 | 0 | 0 | 0 | 0 | 0 | 0 |
| Robbery | Male | 0 | 0 | 0 | 0 | 0 | 0 | 0 |
| | Female | 0 | 0 | 0 | 0 | 0 | 0 | 0 |
| Aggravated Assault (Return A - 4a-d) | Male | 0 | 0 | 0 | 0 | 0 | 0 | 0 |
| | Female | 0 | 0 | 0 | 0 | 0 | 0 | 0 |
| Burglary - Breaking or Entering | Male | 0 | 0 | 0 | 0 | 0 | 0 | 0 |
| | Female | 0 | 0 | 0 | 0 | 0 | 0 | 0 |
| Larceny - Theft (Except Motor Vehicle Theft) | Male | 0 | 0 | 0 | 0 | 0 | 1 | 0 |
| | Female | 0 | 0 | 0 | 0 | 0 | 0 | 0 |
| Motor Vehicle Theft | Male | 0 | 0 | 0 | 0 | 0 | 0 | 0 |
| | Female | 0 | 0 | 0 | 0 | 0 | 0 | 0 |
| Arson | Male | 0 | 0 | 0 | 0 | 0 | 0 | 0 |
| | Female | 0 | 0 | 0 | 0 | 0 | 0 | 0 |
| Total Index Crimes Violations: Male | | 0 | 0 | 0 | 0 | 0 | 1 | 0 |
| Female | | 0 | 0 | 0 | 0 | 0 | 0 | 0 |

| Other Offenses: | | 18 | 19 | 20 | 21 | 22 | 23 | 24 |
|--|--------|----|----|----|----|----|----|----|
| Other Assaults (Return A - 4e) | Male | 0 | 0 | 0 | 0 | 0 | 0 | 0 |
| | Female | 0 | 0 | 0 | 0 | 0 | 0 | 0 |
| Forgery and Counterfeiting | Male | 0 | 0 | 0 | 0 | 0 | 0 | 0 |
| | Female | 0 | 0 | 0 | 0 | 0 | 0 | 0 |
| Fraud | Male | 0 | 0 | 1 | 0 | 0 | 0 | 0 |
| | Female | 0 | 0 | 0 | 0 | 0 | 0 | 0 |
| Embezzlement | Male | 0 | 0 | 0 | 0 | 0 | 0 | 0 |
| | Female | 0 | 0 | 0 | 0 | 0 | 0 | 0 |
| Stolen Property; Buying, Receiving, Possessing | Male | 0 | 0 | 0 | 0 | 0 | 0 | 0 |
| | Female | 0 | 0 | 0 | 0 | 0 | 0 | 0 |
| Vandalism | Male | 0 | 1 | 0 | 0 | 0 | 0 | 0 |
| | Female | 0 | 0 | 0 | 0 | 0 | 0 | 0 |
| Weapons; Carrying, Possessing, etc. | Male | 1 | 0 | 0 | 0 | 4 | 1 | 0 |
| | Female | 0 | 0 | 0 | 0 | 0 | 1 | 0 |
| Total Other Offense Violations: Male | | 1 | 1 | 1 | 0 | 4 | 1 | 0 |
| Female | | 0 | 0 | 0 | 0 | 0 | 1 | 0 |

| Prostitution and Commercialized Vice: | | 18 | 19 | 20 | 21 | 22 | 23 | 24 |
|---|--------|----|----|----|----|----|----|----|
| Prostitution | Male | 0 | 0 | 0 | 0 | 0 | 0 | 0 |
| | Female | 0 | 0 | 0 | 0 | 0 | 0 | 0 |
| Assisting or Promoting Prostitution | Male | 0 | 0 | 0 | 0 | 0 | 0 | 0 |
| | Female | 0 | 0 | 0 | 0 | 0 | 0 | 0 |
| Purchasing Prostitution | Male | 0 | 0 | 0 | 0 | 0 | 0 | 0 |
| | Female | 0 | 0 | 0 | 0 | 0 | 0 | 0 |
| Sex Offenses (Except Forcible Rape and Prostitution) | Male | 0 | 0 | 0 | 0 | 0 | 0 | 0 |
| | Female | 0 | 0 | 0 | 0 | 0 | 0 | 0 |
| Total Prostitution & Commercialized Vice Violations: Male | | 0 | 0 | 0 | 0 | 0 | 0 | 0 |
| Female | | 0 | 0 | 0 | 0 | 0 | 0 | 0 |

2016 NHP - Northeastern Command Arrests - Adult
18 - 24 Years of Age

Drug Abuse Violations:

| Sale/Manufacturing: | | 18 | 19 | 20 | 21 | 22 | 23 | 24 |
|--|--------|-----------|-----------|-----------|-----------|-----------|-----------|-----------|
| Opium or Cocaine and Their Derivatives (Morphine, Heroin, Codeine) | Male | 0 | 0 | 0 | 0 | 0 | 0 | 0 |
| | Female | 0 | 0 | 0 | 0 | 0 | 0 | 0 |
| Marijuana | Male | 0 | 0 | 0 | 0 | 0 | 0 | 0 |
| | Female | 0 | 0 | 0 | 0 | 0 | 0 | 0 |
| Synthetic Narcotics - Manufactured Narcotics Which Can Cause True Drug Addiction (Demerol, Methadones) | Male | 0 | 0 | 0 | 0 | 0 | 0 | 0 |
| | Female | 0 | 0 | 0 | 0 | 0 | 0 | 0 |
| Other - Dangerous Nonnarcotic Drugs (Barbiturates, Benzedrine) | Male | 0 | 0 | 0 | 0 | 0 | 0 | 0 |
| | Female | 0 | 0 | 0 | 0 | 0 | 0 | 0 |
| Possession: | | | | | | | | |
| Opium or Cocaine and Their Derivatives (Morphine, Heroin, Codeine) | Male | 0 | 0 | 0 | 0 | 0 | 0 | 0 |
| | Female | 0 | 0 | 0 | 0 | 0 | 0 | 0 |
| Marijuana | Male | 2 | 3 | 3 | 3 | 6 | 4 | 1 |
| | Female | 0 | 0 | 0 | 0 | 2 | 2 | 2 |
| Synthetic Narcotics - Manufactured Narcotics Which Can Cause True Drug Addiction (Demerol, Methadones) | Male | 1 | 1 | 1 | 0 | 0 | 0 | 2 |
| | Female | 0 | 0 | 0 | 0 | 0 | 0 | 0 |
| Other - Dangerous Nonnarcotic Drugs (Barbiturates, Benzedrine) | Male | 0 | 0 | 0 | 0 | 0 | 0 | 0 |
| | Female | 0 | 0 | 0 | 0 | 0 | 0 | 0 |
| Total Drug Abuse Violations: | | | | | | | | |
| | Male | 3 | 4 | 4 | 3 | 6 | 4 | 3 |
| | Female | 0 | 0 | 0 | 0 | 2 | 2 | 2 |

Gambling:

| | | 18 | 19 | 20 | 21 | 22 | 23 | 24 |
|-----------------------------------|--------|-----------|-----------|-----------|-----------|-----------|-----------|-----------|
| Bookmaking (Horse and Sport Book) | Male | 0 | 0 | 0 | 0 | 0 | 0 | 0 |
| | Female | 0 | 0 | 0 | 0 | 0 | 0 | 0 |
| Numbers and Lottery | Male | 0 | 0 | 0 | 0 | 0 | 0 | 0 |
| | Female | 0 | 0 | 0 | 0 | 0 | 0 | 0 |
| All Other Gambling | Male | 0 | 0 | 0 | 0 | 0 | 0 | 0 |
| | Female | 0 | 0 | 0 | 0 | 0 | 0 | 0 |
| Total Gambling Violations: | | | | | | | | |
| | Male | 0 | 0 | 0 | 0 | 0 | 0 | 0 |
| | Female | 0 | 0 | 0 | 0 | 0 | 0 | 0 |

Miscellaneous:

| | | 18 | 19 | 20 | 21 | 22 | 23 | 24 |
|--|--------|-----------|-----------|-----------|-----------|-----------|-----------|-----------|
| Offenses Against the Family and Children | Male | 0 | 0 | 0 | 0 | 0 | 0 | 0 |
| | Female | 0 | 0 | 0 | 0 | 0 | 0 | 0 |
| Driving Under the Influence | Male | 1 | 2 | 3 | 4 | 3 | 3 | 1 |
| | Female | 1 | 0 | 0 | 0 | 1 | 1 | 0 |
| Liquor Laws | Male | 0 | 0 | 0 | 0 | 0 | 0 | 0 |
| | Female | 0 | 0 | 0 | 1 | 0 | 0 | 0 |
| Drunkenness | Male | 1 | 0 | 0 | 0 | 0 | 0 | 0 |
| | Female | 0 | 0 | 0 | 0 | 0 | 0 | 0 |
| Disorderly Conduct | Male | 0 | 0 | 0 | 0 | 0 | 0 | 0 |
| | Female | 0 | 0 | 0 | 0 | 0 | 0 | 0 |
| Vagrancy | Male | 0 | 0 | 0 | 0 | 0 | 0 | 0 |
| | Female | 0 | 0 | 0 | 0 | 0 | 0 | 0 |
| All Other Offenses (Except Traffic) | Male | 3 | 2 | 3 | 3 | 1 | 5 | 4 |
| | Female | 0 | 0 | 2 | 1 | 2 | 2 | 2 |
| Suspicion | Male | 0 | 0 | 0 | 0 | 0 | 0 | 0 |
| | Female | 0 | 0 | 0 | 0 | 0 | 0 | 0 |
| Total Miscellaneous Violations: | | | | | | | | |
| | Male | 5 | 4 | 6 | 7 | 4 | 8 | 5 |
| | Female | 1 | 0 | 2 | 2 | 3 | 3 | 2 |

Human Trafficking:

| | | 18 | 19 | 20 | 21 | 22 | 23 | 24 |
|--|--------|-----------|-----------|-----------|-----------|-----------|-----------|-----------|
| Human Trafficking/ Commercial Sex Acts | Male | 0 | 0 | 0 | 0 | 0 | 0 | 0 |
| | Female | 0 | 0 | 0 | 0 | 0 | 0 | 0 |
| Human Trafficking/ Involuntary Servitude | Male | 0 | 0 | 0 | 0 | 0 | 0 | 0 |
| | Female | 0 | 0 | 0 | 0 | 0 | 0 | 0 |
| Total Human Trafficking Violations: | | | | | | | | |
| | Male | 0 | 0 | 0 | 0 | 0 | 0 | 0 |
| | Female | 0 | 0 | 0 | 0 | 0 | 0 | 0 |

2016 NHP - Northwestern Command Arrests - Adult
18 - 24 Years of Age

| Index Crime: | | 18 | 19 | 20 | 21 | 22 | 23 | 24 |
|--|--------|----|----|----|----|----|----|----|
| Murder and Nonnegligent Manslaughter | Male | 0 | 0 | 0 | 0 | 0 | 0 | 0 |
| | Female | 0 | 0 | 0 | 0 | 0 | 0 | 0 |
| Manslaughter by Negligence | Male | 0 | 0 | 0 | 0 | 0 | 0 | 0 |
| | Female | 0 | 0 | 0 | 0 | 0 | 0 | 0 |
| Rape | Male | 0 | 0 | 0 | 0 | 0 | 0 | 0 |
| | Female | 0 | 0 | 0 | 0 | 0 | 0 | 0 |
| Robbery | Male | 0 | 0 | 0 | 0 | 0 | 0 | 0 |
| | Female | 0 | 0 | 0 | 0 | 0 | 0 | 0 |
| Aggravated Assault (Return A - 4a-d) | Male | 0 | 0 | 0 | 0 | 0 | 0 | 0 |
| | Female | 0 | 0 | 0 | 0 | 0 | 0 | 0 |
| Burglary - Breaking or Entering | Male | 0 | 0 | 0 | 0 | 0 | 0 | 0 |
| | Female | 0 | 0 | 0 | 0 | 0 | 0 | 0 |
| Larceny - Theft (Except Motor Vehicle Theft) | Male | 0 | 0 | 0 | 0 | 0 | 0 | 0 |
| | Female | 0 | 0 | 0 | 0 | 0 | 0 | 0 |
| Motor Vehicle Theft | Male | 0 | 0 | 0 | 0 | 0 | 0 | 1 |
| | Female | 0 | 0 | 0 | 0 | 0 | 0 | 0 |
| Arson | Male | 0 | 0 | 0 | 0 | 0 | 0 | 0 |
| | Female | 0 | 0 | 0 | 0 | 0 | 0 | 0 |
| Total Index Crimes Violations: Male | | 0 | 0 | 0 | 0 | 0 | 0 | 1 |
| Female | | 0 | 0 | 0 | 0 | 0 | 0 | 0 |

| Other Offenses: | | 18 | 19 | 20 | 21 | 22 | 23 | 24 |
|--|--------|----|----|----|----|----|----|----|
| Other Assaults (Return A - 4e) | Male | 0 | 0 | 0 | 0 | 0 | 0 | 0 |
| | Female | 0 | 0 | 0 | 0 | 0 | 0 | 0 |
| Forgery and Counterfeiting | Male | 0 | 0 | 0 | 0 | 0 | 0 | 0 |
| | Female | 0 | 0 | 0 | 0 | 0 | 0 | 0 |
| Fraud | Male | 1 | 0 | 2 | 0 | 0 | 0 | 0 |
| | Female | 0 | 0 | 0 | 0 | 0 | 0 | 1 |
| Embezzlement | Male | 0 | 0 | 0 | 0 | 0 | 0 | 0 |
| | Female | 0 | 0 | 0 | 0 | 0 | 0 | 0 |
| Stolen Property; Buying, Receiving, Possessing | Male | 0 | 0 | 0 | 0 | 0 | 0 | 0 |
| | Female | 0 | 0 | 0 | 0 | 0 | 0 | 0 |
| Vandalism | Male | 0 | 0 | 0 | 0 | 1 | 2 | 0 |
| | Female | 0 | 0 | 0 | 0 | 0 | 0 | 0 |
| Weapons; Carrying, Possessing, etc. | Male | 2 | 1 | 0 | 0 | 1 | 0 | 0 |
| | Female | 0 | 0 | 0 | 0 | 0 | 0 | 0 |
| Total Other Offense Violations: Male | | 3 | 1 | 2 | 0 | 2 | 2 | 0 |
| Female | | 0 | 0 | 0 | 0 | 0 | 0 | 1 |

| Prostitution and Commercialized Vice: | | 18 | 19 | 20 | 21 | 22 | 23 | 24 |
|---|--------|----|----|----|----|----|----|----|
| Prostitution | Male | 0 | 0 | 0 | 0 | 0 | 0 | 0 |
| | Female | 0 | 0 | 0 | 0 | 0 | 0 | 0 |
| Assisting or Promoting Prostitution | Male | 0 | 0 | 0 | 0 | 0 | 0 | 0 |
| | Female | 0 | 0 | 0 | 0 | 0 | 0 | 0 |
| Purchasing Prostitution | Male | 0 | 0 | 0 | 0 | 0 | 0 | 0 |
| | Female | 0 | 0 | 0 | 0 | 0 | 0 | 0 |
| Sex Offenses (Except Forcible Rape and Prostitution) | Male | 0 | 0 | 0 | 0 | 0 | 0 | 0 |
| | Female | 0 | 0 | 0 | 0 | 0 | 0 | 0 |
| Total Prostitution & Commercialized Vice Violations: Male | | 0 | 0 | 0 | 0 | 0 | 0 | 0 |
| Female | | 0 | 0 | 0 | 0 | 0 | 0 | 0 |

2016 NHP - Northwestern Command Arrests - Adult
18 - 24 Years of Age

Drug Abuse Violations:

| Sale/Manufacturing: | | 18 | 19 | 20 | 21 | 22 | 23 | 24 |
|--|--------|-----------|-----------|-----------|-----------|-----------|-----------|-----------|
| Opium or Cocaine and Their Derivatives (Morphine, Heroin, Codeine) | Male | 0 | 0 | 0 | 0 | 0 | 0 | 0 |
| | Female | 0 | 0 | 0 | 0 | 0 | 0 | 0 |
| Marijuana | Male | 0 | 0 | 0 | 1 | 0 | 0 | 0 |
| | Female | 0 | 0 | 0 | 0 | 0 | 0 | 0 |
| Synthetic Narcotics - Manufactured Narcotics Which Can Cause True Drug Addiction (Demerol, Methadones) | Male | 0 | 0 | 0 | 1 | 1 | 0 | 0 |
| | Female | 0 | 0 | 0 | 0 | 0 | 0 | 0 |
| Other - Dangerous Nonnarcotic Drugs (Barbiturates, Benzedrine) | Male | 0 | 0 | 0 | 0 | 0 | 0 | 0 |
| | Female | 0 | 0 | 0 | 0 | 0 | 0 | 0 |
| Possession: | | | | | | | | |
| Opium or Cocaine and Their Derivatives (Morphine, Heroin, Codeine) | Male | 0 | 0 | 0 | 0 | 0 | 0 | 0 |
| | Female | 0 | 0 | 0 | 0 | 0 | 0 | 0 |
| Marijuana | Male | 4 | 11 | 4 | 5 | 5 | 5 | 6 |
| | Female | 0 | 1 | 3 | 0 | 1 | 0 | 1 |
| Synthetic Narcotics - Manufactured Narcotics Which Can Cause True Drug Addiction (Demerol, Methadones) | Male | 0 | 0 | 0 | 0 | 1 | 0 | 0 |
| | Female | 0 | 0 | 0 | 0 | 0 | 0 | 0 |
| Other - Dangerous Nonnarcotic Drugs (Barbiturates, Benzedrine) | Male | 0 | 0 | 0 | 0 | 0 | 0 | 0 |
| | Female | 0 | 0 | 0 | 0 | 0 | 0 | 0 |
| Total Drug Abuse Violations: | | | | | | | | |
| | Male | 4 | 11 | 4 | 7 | 7 | 5 | 6 |
| | Female | 0 | 1 | 3 | 0 | 1 | 0 | 1 |

Gambling:

| | | 18 | 19 | 20 | 21 | 22 | 23 | 24 |
|-----------------------------------|--------|-----------|-----------|-----------|-----------|-----------|-----------|-----------|
| Bookmaking (Horse and Sport Book) | Male | 0 | 0 | 0 | 0 | 0 | 0 | 0 |
| | Female | 0 | 0 | 0 | 0 | 0 | 0 | 0 |
| Numbers and Lottery | Male | 0 | 0 | 0 | 0 | 0 | 0 | 0 |
| | Female | 0 | 0 | 0 | 0 | 0 | 0 | 0 |
| All Other Gambling | Male | 0 | 0 | 0 | 0 | 0 | 0 | 0 |
| | Female | 0 | 0 | 0 | 0 | 0 | 0 | 0 |
| Total Gambling Violations: | | | | | | | | |
| | Male | 0 | 0 | 0 | 0 | 0 | 0 | 0 |
| | Female | 0 | 0 | 0 | 0 | 0 | 0 | 0 |

Miscellaneous:

| | | 18 | 19 | 20 | 21 | 22 | 23 | 24 |
|--|--------|-----------|-----------|-----------|-----------|-----------|-----------|-----------|
| Offenses Against the Family and Children | Male | 0 | 1 | 1 | 0 | 0 | 0 | 0 |
| | Female | 0 | 0 | 1 | 0 | 0 | 1 | 0 |
| Driving Under the Influence | Male | 8 | 14 | 12 | 25 | 23 | 29 | 19 |
| | Female | 2 | 4 | 5 | 6 | 5 | 16 | 6 |
| Liquor Laws | Male | 0 | 1 | 2 | 0 | 1 | 0 | 1 |
| | Female | 0 | 0 | 0 | 0 | 0 | 0 | 0 |
| Drunkenness | Male | 0 | 0 | 0 | 0 | 0 | 0 | 0 |
| | Female | 0 | 0 | 0 | 0 | 0 | 0 | 0 |
| Disorderly Conduct | Male | 0 | 0 | 0 | 0 | 0 | 0 | 0 |
| | Female | 0 | 0 | 0 | 0 | 0 | 0 | 0 |
| Vagrancy | Male | 0 | 0 | 0 | 0 | 0 | 0 | 0 |
| | Female | 0 | 0 | 0 | 0 | 0 | 0 | 0 |
| All Other Offenses (Except Traffic) | Male | 4 | 11 | 12 | 10 | 13 | 13 | 8 |
| | Female | 0 | 1 | 10 | 4 | 5 | 5 | 9 |
| Suspicion | Male | 0 | 0 | 0 | 0 | 0 | 0 | 0 |
| | Female | 0 | 0 | 0 | 0 | 0 | 0 | 0 |
| Total Miscellaneous Violations: | | | | | | | | |
| | Male | 12 | 27 | 27 | 35 | 37 | 42 | 28 |
| | Female | 2 | 5 | 16 | 10 | 10 | 22 | 15 |

Human Trafficking:

| | | 18 | 19 | 20 | 21 | 22 | 23 | 24 |
|--|--------|-----------|-----------|-----------|-----------|-----------|-----------|-----------|
| Human Trafficking/ Commercial Sex Acts | Male | 0 | 0 | 0 | 0 | 0 | 0 | 0 |
| | Female | 0 | 0 | 0 | 0 | 0 | 0 | 0 |
| Human Trafficking/ Involuntary Servitude | Male | 0 | 0 | 0 | 0 | 0 | 0 | 0 |
| | Female | 0 | 0 | 0 | 0 | 0 | 0 | 0 |
| Total Human Trafficking Violations: | | | | | | | | |
| | Male | 0 | 0 | 0 | 0 | 0 | 0 | 0 |
| | Female | 0 | 0 | 0 | 0 | 0 | 0 | 0 |

2016 NHP - Southern Command Arrests - Adult
18 - 24 Years of Age

| Index Crime: | | 18 | 19 | 20 | 21 | 22 | 23 | 24 |
|--|--------|----|----|----|----|----|----|----|
| Murder and Nonnegligent Manslaughter | Male | 0 | 0 | 0 | 0 | 0 | 0 | 0 |
| | Female | 0 | 0 | 0 | 0 | 0 | 0 | 0 |
| Manslaughter by Negligence | Male | 0 | 0 | 0 | 0 | 0 | 0 | 0 |
| | Female | 0 | 0 | 0 | 0 | 0 | 0 | 0 |
| Rape | Male | 0 | 0 | 0 | 0 | 0 | 0 | 0 |
| | Female | 0 | 0 | 0 | 0 | 0 | 0 | 0 |
| Robbery | Male | 0 | 0 | 0 | 0 | 0 | 0 | 0 |
| | Female | 0 | 0 | 0 | 0 | 0 | 0 | 0 |
| Aggravated Assault (Return A - 4a-d) | Male | 0 | 0 | 0 | 0 | 0 | 0 | 0 |
| | Female | 0 | 0 | 0 | 0 | 0 | 0 | 0 |
| Burglary - Breaking or Entering | Male | 0 | 0 | 0 | 0 | 0 | 0 | 0 |
| | Female | 0 | 0 | 0 | 0 | 0 | 0 | 0 |
| Larceny - Theft (Except Motor Vehicle Theft) | Male | 0 | 0 | 0 | 0 | 0 | 0 | 0 |
| | Female | 0 | 0 | 0 | 0 | 0 | 0 | 0 |
| Motor Vehicle Theft | Male | 0 | 0 | 0 | 0 | 0 | 0 | 0 |
| | Female | 0 | 0 | 0 | 0 | 0 | 0 | 0 |
| Arson | Male | 0 | 0 | 0 | 0 | 0 | 0 | 0 |
| | Female | 0 | 0 | 0 | 0 | 0 | 0 | 0 |
| Total Index Crimes Violations: | | | | | | | | |
| | Male | 0 | 0 | 0 | 0 | 0 | 0 | 0 |
| | Female | 0 | 0 | 0 | 0 | 0 | 0 | 0 |

| Other Offenses: | | 18 | 19 | 20 | 21 | 22 | 23 | 24 |
|--|--------|----|----|----|----|----|----|----|
| Other Assaults (Return A - 4e) | Male | 0 | 0 | 0 | 0 | 0 | 1 | 0 |
| | Female | 0 | 0 | 0 | 0 | 0 | 0 | 0 |
| Forgery and Counterfeiting | Male | 0 | 0 | 0 | 0 | 0 | 0 | 0 |
| | Female | 0 | 0 | 0 | 0 | 0 | 0 | 0 |
| Fraud | Male | 1 | 0 | 4 | 0 | 0 | 1 | 0 |
| | Female | 0 | 0 | 3 | 0 | 0 | 0 | 0 |
| Embezzlement | Male | 0 | 0 | 0 | 0 | 0 | 0 | 0 |
| | Female | 0 | 0 | 0 | 0 | 0 | 0 | 0 |
| Stolen Property; Buying, Receiving, Possessing | Male | 0 | 0 | 0 | 0 | 0 | 0 | 0 |
| | Female | 0 | 0 | 0 | 0 | 0 | 0 | 0 |
| Vandalism | Male | 0 | 0 | 0 | 1 | 1 | 0 | 0 |
| | Female | 0 | 0 | 0 | 0 | 0 | 0 | 1 |
| Weapons; Carrying, Possessing, etc. | Male | 0 | 1 | 2 | 3 | 2 | 5 | 3 |
| | Female | 0 | 0 | 0 | 0 | 0 | 1 | 0 |
| Total Other Offense Violations: | | | | | | | | |
| | Male | 1 | 1 | 6 | 4 | 3 | 7 | 3 |
| | Female | 0 | 0 | 3 | 0 | 0 | 1 | 1 |

| Prostitution and Commercialized Vice: | | 18 | 19 | 20 | 21 | 22 | 23 | 24 |
|--|--------|----|----|----|----|----|----|----|
| Prostitution | Male | 0 | 0 | 0 | 1 | 0 | 0 | 0 |
| | Female | 1 | 1 | 0 | 0 | 0 | 0 | 1 |
| Assisting or Promoting Prostitution | Male | 0 | 0 | 0 | 0 | 0 | 0 | 0 |
| | Female | 0 | 0 | 0 | 0 | 0 | 0 | 0 |
| Purchasing Prostitution | Male | 0 | 0 | 0 | 0 | 0 | 0 | 0 |
| | Female | 0 | 0 | 0 | 0 | 0 | 0 | 0 |
| Sex Offenses (Except Forcible Rape and Prostitution) | Male | 0 | 0 | 0 | 0 | 0 | 0 | 0 |
| | Female | 0 | 0 | 0 | 0 | 0 | 0 | 0 |
| Total Prostitution & Commercialized Vice Violations: | | | | | | | | |
| | Male | 0 | 0 | 0 | 1 | 0 | 0 | 0 |
| | Female | 1 | 1 | 0 | 0 | 0 | 0 | 1 |

2016 NHP - Southern Command Arrests - Adult
18 - 24 Years of Age

Drug Abuse Violations:

| Sale/Manufacturing: | | 18 | 19 | 20 | 21 | 22 | 23 | 24 |
|--|--------|-----------|-----------|-----------|-----------|-----------|-----------|-----------|
| Opium or Cocaine and Their Derivatives (Morphine, Heroin, Codeine) | Male | 0 | 0 | 0 | 0 | 0 | 0 | 0 |
| | Female | 0 | 0 | 0 | 0 | 0 | 0 | 0 |
| Marijuana | Male | 0 | 0 | 0 | 0 | 0 | 0 | 0 |
| | Female | 0 | 0 | 0 | 0 | 0 | 0 | 0 |
| Synthetic Narcotics - Manufactured Narcotics Which Can Cause True Drug Addiction (Demerol, Methadones) | Male | 0 | 0 | 0 | 0 | 1 | 2 | 0 |
| | Female | 0 | 0 | 0 | 0 | 0 | 0 | 0 |
| Other - Dangerous Nonnarcotic Drugs (Barbiturates, Benzedrine) | Male | 0 | 0 | 1 | 0 | 0 | 0 | 0 |
| | Female | 0 | 0 | 0 | 0 | 0 | 0 | 0 |
| Possession: | | | | | | | | |
| Opium or Cocaine and Their Derivatives (Morphine, Heroin, Codeine) | Male | 0 | 0 | 0 | 0 | 0 | 0 | 0 |
| | Female | 0 | 0 | 0 | 0 | 0 | 0 | 0 |
| Marijuana | Male | 13 | 19 | 24 | 22 | 24 | 19 | 28 |
| | Female | 2 | 3 | 8 | 14 | 10 | 14 | 15 |
| Synthetic Narcotics - Manufactured Narcotics Which Can Cause True Drug Addiction (Demerol, Methadones) | Male | 1 | 0 | 1 | 1 | 0 | 0 | 0 |
| | Female | 0 | 0 | 0 | 1 | 0 | 0 | 0 |
| Other - Dangerous Nonnarcotic Drugs (Barbiturates, Benzedrine) | Male | 0 | 0 | 0 | 0 | 1 | 0 | 0 |
| | Female | 0 | 0 | 0 | 0 | 0 | 0 | 0 |
| Total Drug Abuse Violations: | | | | | | | | |
| | Male | 14 | 19 | 26 | 23 | 26 | 21 | 28 |
| | Female | 2 | 3 | 8 | 15 | 10 | 14 | 15 |

Gambling:

| | | 18 | 19 | 20 | 21 | 22 | 23 | 24 |
|-----------------------------------|--------|-----------|-----------|-----------|-----------|-----------|-----------|-----------|
| Bookmaking (Horse and Sport Book) | Male | 0 | 0 | 0 | 0 | 0 | 0 | 0 |
| | Female | 0 | 0 | 0 | 0 | 0 | 0 | 0 |
| Numbers and Lottery | Male | 0 | 0 | 0 | 0 | 0 | 0 | 0 |
| | Female | 0 | 0 | 0 | 0 | 0 | 0 | 0 |
| All Other Gambling | Male | 0 | 0 | 0 | 0 | 0 | 0 | 0 |
| | Female | 0 | 0 | 0 | 0 | 0 | 0 | 0 |
| Total Gambling Violations: | | | | | | | | |
| | Male | 0 | 0 | 0 | 0 | 0 | 0 | 0 |
| | Female | 0 | 0 | 0 | 0 | 0 | 0 | 0 |

Miscellaneous:

| | | 18 | 19 | 20 | 21 | 22 | 23 | 24 |
|--|--------|-----------|-----------|-----------|-----------|-----------|-----------|-----------|
| Offenses Against the Family and Children | Male | 1 | 0 | 0 | 0 | 0 | 0 | 0 |
| | Female | 0 | 0 | 0 | 1 | 0 | 0 | 0 |
| Driving Under the Influence | Male | 8 | 20 | 26 | 57 | 53 | 57 | 66 |
| | Female | 5 | 7 | 12 | 30 | 42 | 29 | 35 |
| Liquor Laws | Male | 1 | 1 | 2 | 0 | 0 | 1 | 1 |
| | Female | 0 | 0 | 0 | 0 | 1 | 0 | 0 |
| Drunkenness | Male | 1 | 0 | 1 | 1 | 0 | 1 | 0 |
| | Female | 0 | 0 | 0 | 0 | 1 | 0 | 0 |
| Disorderly Conduct | Male | 0 | 0 | 0 | 0 | 0 | 0 | 1 |
| | Female | 0 | 0 | 0 | 0 | 0 | 0 | 0 |
| Vagrancy | Male | 0 | 0 | 0 | 0 | 0 | 0 | 0 |
| | Female | 0 | 0 | 0 | 0 | 0 | 0 | 0 |
| All Other Offenses (Except Traffic) | Male | 12 | 22 | 32 | 64 | 51 | 57 | 67 |
| | Female | 1 | 7 | 11 | 19 | 25 | 25 | 25 |
| Suspicion | Male | 0 | 0 | 0 | 0 | 0 | 0 | 0 |
| | Female | 0 | 0 | 0 | 0 | 0 | 0 | 0 |
| Total Miscellaneous Violations: | | | | | | | | |
| | Male | 23 | 43 | 61 | 122 | 104 | 116 | 135 |
| | Female | 6 | 14 | 23 | 50 | 69 | 54 | 60 |

Human Trafficking:

| | | 18 | 19 | 20 | 21 | 22 | 23 | 24 |
|--|--------|-----------|-----------|-----------|-----------|-----------|-----------|-----------|
| Human Trafficking/ Commercial Sex Acts | Male | 0 | 0 | 0 | 0 | 0 | 0 | 0 |
| | Female | 0 | 0 | 0 | 0 | 0 | 0 | 0 |
| Human Trafficking/ Involuntary Servitude | Male | 0 | 0 | 0 | 0 | 0 | 0 | 0 |
| | Female | 0 | 0 | 0 | 0 | 0 | 0 | 0 |
| Total Human Trafficking Violations: | | | | | | | | |
| | Male | 0 | 0 | 0 | 0 | 0 | 0 | 0 |
| | Female | 0 | 0 | 0 | 0 | 0 | 0 | 0 |

THIS PAGE WAS LEFT INTENTIONALLY BLANK



Statewide Adult Arrestees: 25 - 59 years of age
By Agency and County



2016 Statewide Totals Arrests - Adult
25 - 59 Years of Age

| Index Crime: | | 25-29 | 30-34 | 35-39 | 40-44 | 45-49 | 50-54 | 55-59 |
|--|--------|-------|-------|-------|-------|-------|-------|-------|
| Murder and Nonnegligent Manslaughter | Male | 29 | 25 | 8 | 4 | 10 | 7 | 2 |
| | Female | 4 | 2 | 5 | 2 | 1 | 3 | 0 |
| Manslaughter by Negligence | Male | 1 | 0 | 0 | 0 | 0 | 0 | 1 |
| | Female | 0 | 0 | 1 | 0 | 0 | 0 | 0 |
| Rape | Male | 37 | 30 | 24 | 21 | 21 | 6 | 8 |
| | Female | 1 | 0 | 1 | 2 | 0 | 0 | 0 |
| Robbery | Male | 249 | 176 | 116 | 61 | 60 | 39 | 22 |
| | Female | 88 | 50 | 28 | 17 | 11 | 12 | 1 |
| Aggravated Assault (Return A - 4a-d) | Male | 725 | 601 | 529 | 383 | 278 | 248 | 167 |
| | Female | 304 | 197 | 183 | 121 | 119 | 101 | 57 |
| Burglary - Breaking or Entering | Male | 367 | 309 | 224 | 90 | 102 | 76 | 28 |
| | Female | 94 | 85 | 68 | 52 | 39 | 18 | 7 |
| Larceny - Theft (Except Motor Vehicle Theft) | Male | 677 | 565 | 400 | 232 | 249 | 221 | 146 |
| | Female | 480 | 419 | 287 | 186 | 163 | 134 | 52 |
| Motor Vehicle Theft | Male | 114 | 102 | 81 | 43 | 29 | 19 | 9 |
| | Female | 55 | 38 | 14 | 13 | 5 | 6 | 3 |
| Arson | Male | 4 | 5 | 3 | 3 | 4 | 5 | 1 |
| | Female | 3 | 0 | 1 | 0 | 2 | 0 | 1 |
| Total Index Crimes Violations: | | | | | | | | |
| | Male | 2,203 | 1,813 | 1,385 | 837 | 753 | 621 | 384 |
| | Female | 1,029 | 791 | 588 | 393 | 340 | 274 | 121 |

| Other Offenses: | | 25-29 | 30-34 | 35-39 | 40-44 | 45-49 | 50-54 | 55-59 |
|--|--------|-------|-------|-------|-------|-------|-------|-------|
| Other Assaults (Return A - 4e) | Male | 1,646 | 1,368 | 1,059 | 767 | 638 | 501 | 348 |
| | Female | 816 | 611 | 495 | 327 | 286 | 266 | 115 |
| Forgery and Counterfeiting | Male | 92 | 79 | 48 | 17 | 25 | 22 | 7 |
| | Female | 49 | 44 | 30 | 29 | 18 | 10 | 5 |
| Fraud | Male | 191 | 200 | 168 | 96 | 95 | 67 | 44 |
| | Female | 111 | 119 | 79 | 42 | 28 | 22 | 7 |
| Embezzlement | Male | 39 | 29 | 32 | 18 | 11 | 10 | 5 |
| | Female | 33 | 25 | 11 | 9 | 12 | 7 | 2 |
| Stolen Property; Buying, Receiving, Possessing | Male | 244 | 233 | 171 | 123 | 62 | 53 | 14 |
| | Female | 63 | 51 | 36 | 29 | 15 | 9 | 5 |
| Vandalism | Male | 189 | 174 | 102 | 72 | 49 | 43 | 26 |
| | Female | 39 | 45 | 26 | 18 | 16 | 11 | 7 |
| Weapons; Carrying, Possessing, etc. | Male | 298 | 282 | 167 | 146 | 67 | 77 | 42 |
| | Female | 35 | 32 | 20 | 22 | 4 | 13 | 3 |
| Total Other Offense Violations: | | | | | | | | |
| | Male | 2,699 | 2,365 | 1,747 | 1,239 | 947 | 773 | 486 |
| | Female | 1,146 | 927 | 697 | 476 | 379 | 338 | 144 |

| Prostitution and Commercialized Vice: | | 25-29 | 30-34 | 35-39 | 40-44 | 45-49 | 50-54 | 55-59 |
|--|--------|-------|-------|-------|-------|-------|-------|-------|
| Prostitution | Male | 44 | 43 | 36 | 34 | 28 | 19 | 13 |
| | Female | 665 | 273 | 124 | 70 | 55 | 25 | 13 |
| Assisting or Promoting Prostitution | Male | 5 | 3 | 2 | 3 | 1 | 0 | 0 |
| | Female | 3 | 1 | 1 | 1 | 0 | 0 | 0 |
| Purchasing Prostitution | Male | 7 | 4 | 6 | 8 | 6 | 2 | 2 |
| | Female | 1 | 1 | 0 | 0 | 0 | 0 | 0 |
| Sex Offenses (Except Forcible Rape and Prostitution) | Male | 77 | 74 | 77 | 54 | 48 | 71 | 58 |
| | Female | 14 | 6 | 11 | 9 | 3 | 9 | 1 |
| Total Prostitution & Commercialized Vice Violations: | | | | | | | | |
| | Male | 133 | 124 | 121 | 99 | 83 | 92 | 73 |
| | Female | 683 | 281 | 136 | 80 | 58 | 34 | 14 |

2016 Statewide Totals Arrests - Adult
25 - 59 Years of Age

Drug Abuse Violations:

| Sale/Manufacturing: | | 25-29 | 30-34 | 35-39 | 40-44 | 45-49 | 50-54 | 55-59 |
|--|--------|--------------|--------------|--------------|--------------|--------------|--------------|--------------|
| Opium or Cocaine and Their Derivatives (Morphine, Heroin, Codeine) | Male | 98 | 75 | 46 | 29 | 28 | 17 | 15 |
| | Female | 14 | 13 | 5 | 7 | 2 | 2 | 1 |
| Marijuana | Male | 140 | 92 | 70 | 35 | 26 | 21 | 8 |
| | Female | 18 | 4 | 7 | 3 | 4 | 0 | 1 |
| Synthetic Narcotics - Manufactured Narcotics Which Can Cause True Drug Addiction (Demerol, Methadones) | Male | 44 | 56 | 43 | 34 | 29 | 38 | 16 |
| | Female | 18 | 20 | 15 | 8 | 11 | 5 | 4 |
| Other - Dangerous Nonnarcotic Drugs (Barbiturates, Benzedrine) | Male | 65 | 71 | 52 | 50 | 23 | 27 | 12 |
| | Female | 10 | 22 | 11 | 10 | 8 | 4 | 5 |
| Possession: | | | | | | | | |
| Opium or Cocaine and Their Derivatives (Morphine, Heroin, Codeine) | Male | 182 | 124 | 102 | 54 | 43 | 53 | 28 |
| | Female | 68 | 32 | 30 | 25 | 8 | 12 | 8 |
| Marijuana | Male | 943 | 560 | 389 | 238 | 154 | 143 | 96 |
| | Female | 228 | 127 | 80 | 47 | 35 | 25 | 11 |
| Synthetic Narcotics - Manufactured Narcotics Which Can Cause True Drug Addiction (Demerol, Methadones) | Male | 180 | 208 | 179 | 135 | 106 | 116 | 53 |
| | Female | 73 | 81 | 72 | 51 | 21 | 18 | 9 |
| Other - Dangerous Nonnarcotic Drugs (Barbiturates, Benzedrine) | Male | 392 | 326 | 292 | 213 | 181 | 151 | 88 |
| | Female | 138 | 123 | 98 | 73 | 49 | 40 | 17 |
| Total Drug Abuse Violations: | | | | | | | | |
| | Male | 2,044 | 1,512 | 1,173 | 788 | 590 | 566 | 316 |
| | Female | 567 | 422 | 318 | 224 | 138 | 106 | 56 |

Gambling:

| | | 25-29 | 30-34 | 35-39 | 40-44 | 45-49 | 50-54 | 55-59 |
|-----------------------------------|--------|--------------|--------------|--------------|--------------|--------------|--------------|--------------|
| Bookmaking (Horse and Sport Book) | Male | 0 | 0 | 0 | 0 | 0 | 0 | 0 |
| | Female | 0 | 0 | 0 | 0 | 0 | 0 | 0 |
| Numbers and Lottery | Male | 0 | 0 | 0 | 0 | 0 | 0 | 0 |
| | Female | 0 | 0 | 0 | 0 | 0 | 0 | 0 |
| All Other Gambling | Male | 0 | 0 | 1 | 1 | 0 | 0 | 0 |
| | Female | 0 | 0 | 0 | 0 | 0 | 0 | 0 |
| Total Gambling Violations: | | | | | | | | |
| | Male | 0 | 0 | 1 | 1 | 0 | 0 | 0 |
| | Female | 0 | 0 | 0 | 0 | 0 | 0 | 0 |

Miscellaneous:

| | | 25-29 | 30-34 | 35-39 | 40-44 | 45-49 | 50-54 | 55-59 |
|--|--------|--------------|--------------|--------------|--------------|--------------|--------------|--------------|
| Offenses Against the Family and Children | Male | 81 | 82 | 78 | 34 | 33 | 25 | 14 |
| | Female | 85 | 85 | 53 | 28 | 26 | 7 | 5 |
| Driving Under the Influence | Male | 1,472 | 1,130 | 876 | 689 | 587 | 468 | 360 |
| | Female | 597 | 418 | 319 | 237 | 249 | 202 | 125 |
| Liquor Laws | Male | 159 | 213 | 184 | 169 | 221 | 312 | 219 |
| | Female | 34 | 27 | 53 | 34 | 39 | 47 | 27 |
| Drunkenness | Male | 14 | 11 | 10 | 18 | 24 | 7 | 6 |
| | Female | 6 | 7 | 8 | 8 | 2 | 10 | 4 |
| Disorderly Conduct | Male | 156 | 98 | 88 | 73 | 52 | 80 | 62 |
| | Female | 32 | 48 | 20 | 14 | 33 | 24 | 12 |
| Vagrancy | Male | 101 | 158 | 195 | 85 | 133 | 174 | 103 |
| | Female | 22 | 14 | 25 | 21 | 51 | 15 | 14 |
| All Other Offenses (Except Traffic) | Male | 6,360 | 5,678 | 4,307 | 2,963 | 2,780 | 2,696 | 1,758 |
| | Female | 2,911 | 2,098 | 1,470 | 1,072 | 874 | 635 | 281 |
| Suspicion | Male | 0 | 0 | 0 | 0 | 0 | 0 | 0 |
| | Female | 0 | 0 | 0 | 0 | 0 | 0 | 0 |
| Total Miscellaneous Violations: | | | | | | | | |
| | Male | 8,343 | 7,370 | 5,738 | 4,031 | 3,830 | 3,762 | 2,522 |
| | Female | 3,687 | 2,697 | 1,948 | 1,414 | 1,274 | 940 | 468 |

Human Trafficking:

| | | 25-29 | 30-34 | 35-39 | 40-44 | 45-49 | 50-54 | 55-59 |
|--|--------|--------------|--------------|--------------|--------------|--------------|--------------|--------------|
| Human Trafficking/ Commercial Sex Acts | Male | 7 | 4 | 4 | 2 | 2 | 0 | 0 |
| | Female | 0 | 0 | 1 | 0 | 0 | 0 | 0 |
| Human Trafficking/ Involuntary Servitude | Male | 2 | 1 | 1 | 0 | 0 | 0 | 0 |
| | Female | 1 | 0 | 0 | 0 | 0 | 0 | 0 |
| Total Human Trafficking Violations: | | | | | | | | |
| | Male | 9 | 5 | 5 | 2 | 2 | 0 | 0 |
| | Female | 1 | 0 | 1 | 0 | 0 | 0 | 0 |

2016 Carson County Arrests - Adult
25 - 59 Years of Age

| Index Crime: | | 25-29 | 30-34 | 35-39 | 40-44 | 45-49 | 50-54 | 55-59 |
|--|--------|-------|-------|-------|-------|-------|-------|-------|
| Murder and Nonnegligent Manslaughter | Male | 1 | 0 | 0 | 1 | 0 | 0 | 0 |
| | Female | 0 | 0 | 0 | 0 | 0 | 0 | 0 |
| Manslaughter by Negligence | Male | 0 | 0 | 0 | 0 | 0 | 0 | 0 |
| | Female | 0 | 0 | 0 | 0 | 0 | 0 | 0 |
| Rape | Male | 2 | 2 | 1 | 0 | 0 | 0 | 0 |
| | Female | 0 | 0 | 0 | 0 | 0 | 0 | 0 |
| Robbery | Male | 3 | 6 | 1 | 1 | 0 | 1 | 0 |
| | Female | 0 | 0 | 0 | 0 | 0 | 0 | 0 |
| Aggravated Assault (Return A - 4a-d) | Male | 31 | 35 | 16 | 10 | 14 | 10 | 6 |
| | Female | 11 | 13 | 10 | 7 | 6 | 7 | 4 |
| Burglary - Breaking or Entering | Male | 17 | 16 | 10 | 4 | 3 | 0 | 2 |
| | Female | 2 | 1 | 0 | 1 | 2 | 0 | 0 |
| Larceny - Theft (Except Motor Vehicle Theft) | Male | 28 | 23 | 14 | 9 | 4 | 12 | 4 |
| | Female | 22 | 26 | 15 | 9 | 4 | 4 | 4 |
| Motor Vehicle Theft | Male | 2 | 1 | 1 | 2 | 1 | 0 | 0 |
| | Female | 1 | 0 | 2 | 0 | 0 | 0 | 0 |
| Arson | Male | 0 | 0 | 0 | 0 | 0 | 0 | 0 |
| | Female | 0 | 0 | 0 | 0 | 0 | 0 | 0 |
| Total Index Crimes Violations: | | | | | | | | |
| | Male | 84 | 83 | 43 | 27 | 22 | 23 | 12 |
| | Female | 36 | 40 | 27 | 17 | 12 | 11 | 8 |

| Other Offenses: | | 25-29 | 30-34 | 35-39 | 40-44 | 45-49 | 50-54 | 55-59 |
|--|--------|-------|-------|-------|-------|-------|-------|-------|
| Other Assaults (Return A - 4e) | Male | 5 | 2 | 2 | 1 | 5 | 0 | 3 |
| | Female | 0 | 2 | 3 | 0 | 1 | 1 | 0 |
| Forgery and Counterfeiting | Male | 2 | 4 | 0 | 0 | 1 | 1 | 0 |
| | Female | 1 | 0 | 1 | 0 | 0 | 0 | 0 |
| Fraud | Male | 11 | 4 | 2 | 3 | 3 | 3 | 1 |
| | Female | 3 | 2 | 2 | 2 | 1 | 0 | 0 |
| Embezzlement | Male | 0 | 1 | 0 | 1 | 1 | 0 | 3 |
| | Female | 0 | 0 | 0 | 0 | 0 | 0 | 1 |
| Stolen Property; Buying, Receiving, Possessing | Male | 1 | 2 | 3 | 3 | 0 | 0 | 0 |
| | Female | 0 | 1 | 1 | 0 | 1 | 0 | 0 |
| Vandalism | Male | 1 | 4 | 3 | 1 | 1 | 0 | 1 |
| | Female | 1 | 1 | 0 | 0 | 0 | 0 | 0 |
| Weapons; Carrying, Possessing, etc. | Male | 2 | 2 | 1 | 0 | 1 | 1 | 0 |
| | Female | 0 | 0 | 0 | 0 | 0 | 0 | 0 |
| Total Other Offense Violations: | | | | | | | | |
| | Male | 22 | 19 | 11 | 9 | 12 | 5 | 8 |
| | Female | 5 | 6 | 7 | 2 | 3 | 1 | 1 |

| Prostitution and Commercialized Vice: | | 25-29 | 30-34 | 35-39 | 40-44 | 45-49 | 50-54 | 55-59 |
|--|--------|-------|-------|-------|-------|-------|-------|-------|
| Prostitution | Male | 0 | 0 | 0 | 0 | 0 | 0 | 0 |
| | Female | 0 | 0 | 0 | 0 | 0 | 0 | 0 |
| Assisting or Promoting Prostitution | Male | 0 | 0 | 0 | 0 | 0 | 0 | 0 |
| | Female | 0 | 0 | 0 | 0 | 0 | 0 | 0 |
| Purchasing Prostitution | Male | 0 | 0 | 0 | 0 | 0 | 0 | 0 |
| | Female | 0 | 0 | 0 | 0 | 0 | 0 | 0 |
| Sex Offenses (Except Forcible Rape and Prostitution) | Male | 2 | 5 | 1 | 1 | 0 | 1 | 5 |
| | Female | 0 | 0 | 0 | 0 | 0 | 0 | 0 |
| Total Prostitution & Commercialized Vice Violations: | | | | | | | | |
| | Male | 2 | 5 | 1 | 1 | 0 | 1 | 5 |
| | Female | 0 | 0 | 0 | 0 | 0 | 0 | 0 |

2016 Carson County Arrests - Adult
25 - 59 Years of Age

Drug Abuse Violations:

| Sale/Manufacturing: | | 25-29 | 30-34 | 35-39 | 40-44 | 45-49 | 50-54 | 55-59 |
|--|--------|--------------|--------------|--------------|--------------|--------------|--------------|--------------|
| Opium or Cocaine and Their Derivatives (Morphine, Heroin, Codeine) | Male | 2 | 3 | 1 | 0 | 0 | 1 | 0 |
| | Female | 0 | 1 | 1 | 0 | 0 | 1 | 0 |
| Marijuana | Male | 0 | 1 | 1 | 0 | 0 | 0 | 0 |
| | Female | 1 | 0 | 1 | 0 | 0 | 0 | 0 |
| Synthetic Narcotics - Manufactured Narcotics Which Can Cause True Drug Addiction (Demerol, Methadones) | Male | 0 | 1 | 0 | 0 | 0 | 0 | 0 |
| | Female | 0 | 1 | 1 | 0 | 1 | 0 | 0 |
| Other - Dangerous Nonnarcotic Drugs (Barbiturates, Benzedrine) | Male | 0 | 0 | 0 | 0 | 0 | 0 | 0 |
| | Female | 0 | 0 | 0 | 0 | 0 | 0 | 0 |
| Possession: | | | | | | | | |
| Opium or Cocaine and Their Derivatives (Morphine, Heroin, Codeine) | Male | 7 | 8 | 7 | 0 | 6 | 1 | 2 |
| | Female | 3 | 3 | 2 | 1 | 0 | 2 | 0 |
| Marijuana | Male | 13 | 11 | 3 | 3 | 4 | 3 | 3 |
| | Female | 7 | 0 | 2 | 1 | 0 | 0 | 0 |
| Synthetic Narcotics - Manufactured Narcotics Which Can Cause True Drug Addiction (Demerol, Methadones) | Male | 1 | 2 | 0 | 1 | 0 | 0 | 0 |
| | Female | 1 | 0 | 1 | 0 | 0 | 0 | 0 |
| Other - Dangerous Nonnarcotic Drugs (Barbiturates, Benzedrine) | Male | 0 | 0 | 0 | 0 | 0 | 0 | 0 |
| | Female | 0 | 0 | 0 | 0 | 0 | 0 | 0 |
| Total Drug Abuse Violations: | | | | | | | | |
| | Male | 23 | 26 | 12 | 4 | 10 | 5 | 5 |
| | Female | 12 | 5 | 8 | 2 | 1 | 3 | 0 |

Gambling:

| | | 25-29 | 30-34 | 35-39 | 40-44 | 45-49 | 50-54 | 55-59 |
|-----------------------------------|--------|--------------|--------------|--------------|--------------|--------------|--------------|--------------|
| Bookmaking (Horse and Sport Book) | Male | 0 | 0 | 0 | 0 | 0 | 0 | 0 |
| | Female | 0 | 0 | 0 | 0 | 0 | 0 | 0 |
| Numbers and Lottery | Male | 0 | 0 | 0 | 0 | 0 | 0 | 0 |
| | Female | 0 | 0 | 0 | 0 | 0 | 0 | 0 |
| All Other Gambling | Male | 0 | 0 | 0 | 0 | 0 | 0 | 0 |
| | Female | 0 | 0 | 0 | 0 | 0 | 0 | 0 |
| Total Gambling Violations: | | | | | | | | |
| | Male | 0 | 0 | 0 | 0 | 0 | 0 | 0 |
| | Female | 0 | 0 | 0 | 0 | 0 | 0 | 0 |

Miscellaneous:

| | | 25-29 | 30-34 | 35-39 | 40-44 | 45-49 | 50-54 | 55-59 |
|--|--------|--------------|--------------|--------------|--------------|--------------|--------------|--------------|
| Offenses Against the Family and Children | Male | 4 | 4 | 3 | 0 | 2 | 0 | 2 |
| | Female | 1 | 5 | 2 | 0 | 1 | 0 | 0 |
| Driving Under the Influence | Male | 15 | 13 | 12 | 8 | 7 | 10 | 6 |
| | Female | 9 | 5 | 3 | 5 | 10 | 3 | 5 |
| Liquor Laws | Male | 6 | 6 | 1 | 0 | 0 | 1 | 4 |
| | Female | 2 | 0 | 0 | 1 | 0 | 1 | 0 |
| Drunkenness | Male | 0 | 0 | 0 | 0 | 0 | 0 | 0 |
| | Female | 0 | 0 | 0 | 0 | 0 | 0 | 0 |
| Disorderly Conduct | Male | 5 | 4 | 2 | 2 | 5 | 3 | 4 |
| | Female | 1 | 2 | 1 | 0 | 1 | 1 | 2 |
| Vagrancy | Male | 0 | 0 | 0 | 0 | 0 | 0 | 0 |
| | Female | 0 | 0 | 0 | 0 | 0 | 0 | 0 |
| All Other Offenses (Except Traffic) | Male | 231 | 197 | 100 | 73 | 89 | 73 | 46 |
| | Female | 76 | 70 | 69 | 36 | 47 | 33 | 13 |
| Suspicion | Male | 0 | 0 | 0 | 0 | 0 | 0 | 0 |
| | Female | 0 | 0 | 0 | 0 | 0 | 0 | 0 |
| Total Miscellaneous Violations: | | | | | | | | |
| | Male | 261 | 224 | 118 | 83 | 103 | 87 | 62 |
| | Female | 89 | 82 | 75 | 42 | 59 | 38 | 20 |

Human Trafficking:

| | | 25-29 | 30-34 | 35-39 | 40-44 | 45-49 | 50-54 | 55-59 |
|--|--------|--------------|--------------|--------------|--------------|--------------|--------------|--------------|
| Human Trafficking/ Commercial Sex Acts | Male | 0 | 0 | 0 | 0 | 0 | 0 | 0 |
| | Female | 0 | 0 | 0 | 0 | 0 | 0 | 0 |
| Human Trafficking/ Involuntary Servitude | Male | 0 | 0 | 0 | 0 | 0 | 0 | 0 |
| | Female | 0 | 0 | 0 | 0 | 0 | 0 | 0 |
| Total Human Trafficking Violations: | | | | | | | | |
| | Male | 0 | 0 | 0 | 0 | 0 | 0 | 0 |
| | Female | 0 | 0 | 0 | 0 | 0 | 0 | 0 |

2016 Churchill County Arrests - Adult
25 - 59 Years of Age

| Index Crime: | | 25-29 | 30-34 | 35-39 | 40-44 | 45-49 | 50-54 | 55-59 |
|--|---------------|-----------|----------|----------|----------|----------|----------|----------|
| Murder and Nonnegligent Manslaughter | Male | 0 | 0 | 0 | 0 | 0 | 0 | 0 |
| | Female | 0 | 0 | 0 | 0 | 0 | 0 | 0 |
| Manslaughter by Negligence | Male | 0 | 0 | 0 | 0 | 0 | 0 | 0 |
| | Female | 0 | 0 | 0 | 0 | 0 | 0 | 0 |
| Rape | Male | 1 | 0 | 0 | 0 | 0 | 0 | 0 |
| | Female | 0 | 0 | 0 | 0 | 0 | 0 | 0 |
| Robbery | Male | 0 | 0 | 0 | 0 | 0 | 1 | 0 |
| | Female | 2 | 0 | 0 | 0 | 0 | 0 | 0 |
| Aggravated Assault (Return A - 4a-d) | Male | 2 | 2 | 2 | 1 | 0 | 1 | 1 |
| | Female | 1 | 0 | 0 | 0 | 0 | 0 | 0 |
| Burglary - Breaking or Entering | Male | 2 | 2 | 2 | 0 | 0 | 1 | 0 |
| | Female | 1 | 1 | 2 | 0 | 0 | 0 | 0 |
| Larceny - Theft (Except Motor Vehicle Theft) | Male | 3 | 2 | 2 | 0 | 3 | 4 | 0 |
| | Female | 5 | 0 | 0 | 0 | 0 | 1 | 1 |
| Motor Vehicle Theft | Male | 2 | 0 | 1 | 1 | 0 | 0 | 0 |
| | Female | 1 | 0 | 1 | 0 | 0 | 0 | 0 |
| Arson | Male | 0 | 0 | 0 | 0 | 0 | 0 | 0 |
| | Female | 0 | 0 | 0 | 0 | 0 | 0 | 0 |
| Total Index Crimes Violations: | | | | | | | | |
| | Male | 10 | 6 | 7 | 2 | 3 | 7 | 1 |
| | Female | 10 | 1 | 3 | 0 | 0 | 1 | 1 |

| Other Offenses: | | 25-29 | 30-34 | 35-39 | 40-44 | 45-49 | 50-54 | 55-59 |
|--|---------------|-----------|-----------|----------|----------|----------|----------|----------|
| Other Assaults (Return A - 4e) | Male | 6 | 5 | 3 | 7 | 6 | 3 | 4 |
| | Female | 2 | 1 | 1 | 0 | 0 | 4 | 0 |
| Forgery and Counterfeiting | Male | 0 | 1 | 0 | 0 | 0 | 0 | 0 |
| | Female | 0 | 1 | 0 | 0 | 0 | 0 | 0 |
| Fraud | Male | 1 | 1 | 0 | 0 | 0 | 1 | 0 |
| | Female | 3 | 1 | 1 | 0 | 1 | 0 | 0 |
| Embezzlement | Male | 0 | 0 | 0 | 0 | 0 | 0 | 0 |
| | Female | 0 | 0 | 0 | 0 | 0 | 0 | 0 |
| Stolen Property; Buying, Receiving, Possessing | Male | 0 | 2 | 1 | 0 | 0 | 1 | 0 |
| | Female | 1 | 1 | 0 | 0 | 0 | 0 | 0 |
| Vandalism | Male | 3 | 0 | 0 | 1 | 1 | 0 | 0 |
| | Female | 0 | 1 | 0 | 0 | 0 | 0 | 0 |
| Weapons; Carrying, Possessing, etc. | Male | 0 | 3 | 0 | 0 | 0 | 0 | 0 |
| | Female | 1 | 0 | 0 | 0 | 0 | 0 | 0 |
| Total Other Offense Violations: | | | | | | | | |
| | Male | 10 | 12 | 4 | 8 | 7 | 5 | 4 |
| | Female | 7 | 5 | 2 | 0 | 1 | 4 | 0 |

| Prostitution and Commercialized Vice: | | 25-29 | 30-34 | 35-39 | 40-44 | 45-49 | 50-54 | 55-59 |
|---|---------------|----------|----------|----------|----------|----------|----------|----------|
| Prostitution | Male | 0 | 0 | 0 | 0 | 0 | 0 | 0 |
| | Female | 0 | 0 | 0 | 0 | 0 | 0 | 0 |
| Assisting or Promoting Prostitution | Male | 0 | 0 | 0 | 0 | 0 | 0 | 0 |
| | Female | 0 | 0 | 0 | 0 | 0 | 0 | 0 |
| Purchasing Prostitution | Male | 0 | 0 | 0 | 0 | 0 | 0 | 0 |
| | Female | 0 | 0 | 0 | 0 | 0 | 0 | 0 |
| Sex Offenses (Except Forcible Rape and Prostitution) | Male | 0 | 2 | 0 | 0 | 0 | 0 | 0 |
| | Female | 0 | 0 | 0 | 0 | 0 | 0 | 0 |
| Total Prostitution & Commercialized Vice Violations: | | | | | | | | |
| | Male | 0 | 2 | 0 | 0 | 0 | 0 | 0 |
| | Female | 0 | 0 | 0 | 0 | 0 | 0 | 0 |

2016 Churchill County Arrests - Adult
25 - 59 Years of Age

Drug Abuse Violations:

| Sale/Manufacturing: | | 25-29 | 30-34 | 35-39 | 40-44 | 45-49 | 50-54 | 55-59 |
|--|--------|--------------|--------------|--------------|--------------|--------------|--------------|--------------|
| Opium or Cocaine and Their Derivatives (Morphine, Heroin, Codeine) | Male | 0 | 0 | 0 | 0 | 0 | 0 | 0 |
| | Female | 0 | 0 | 0 | 0 | 0 | 0 | 0 |
| Marijuana | Male | 1 | 0 | 0 | 0 | 0 | 0 | 0 |
| | Female | 0 | 0 | 0 | 0 | 0 | 0 | 0 |
| Synthetic Narcotics - Manufactured Narcotics Which Can Cause True Drug Addiction (Demerol, Methadones) | Male | 0 | 0 | 0 | 0 | 0 | 0 | 0 |
| | Female | 0 | 0 | 0 | 0 | 0 | 0 | 0 |
| Other - Dangerous Nonnarcotic Drugs (Barbiturates, Benzedrine) | Male | 2 | 0 | 0 | 1 | 0 | 0 | 0 |
| | Female | 0 | 0 | 0 | 0 | 0 | 0 | 0 |
| Possession: | | | | | | | | |
| Opium or Cocaine and Their Derivatives (Morphine, Heroin, Codeine) | Male | 0 | 0 | 0 | 2 | 0 | 1 | 0 |
| | Female | 0 | 0 | 1 | 0 | 0 | 0 | 0 |
| Marijuana | Male | 4 | 3 | 2 | 1 | 2 | 1 | 2 |
| | Female | 4 | 1 | 1 | 0 | 0 | 1 | 0 |
| Synthetic Narcotics - Manufactured Narcotics Which Can Cause True Drug Addiction (Demerol, Methadones) | Male | 1 | 3 | 1 | 0 | 0 | 0 | 1 |
| | Female | 0 | 0 | 0 | 0 | 0 | 0 | 0 |
| Other - Dangerous Nonnarcotic Drugs (Barbiturates, Benzedrine) | Male | 2 | 7 | 1 | 1 | 2 | 2 | 0 |
| | Female | 4 | 2 | 1 | 2 | 0 | 0 | 0 |
| Total Drug Abuse Violations: | | | | | | | | |
| | Male | 10 | 13 | 4 | 5 | 4 | 4 | 3 |
| | Female | 8 | 3 | 3 | 2 | 0 | 1 | 0 |

Gambling:

| | | 25-29 | 30-34 | 35-39 | 40-44 | 45-49 | 50-54 | 55-59 |
|-----------------------------------|--------|--------------|--------------|--------------|--------------|--------------|--------------|--------------|
| Bookmaking (Horse and Sport Book) | Male | 0 | 0 | 0 | 0 | 0 | 0 | 0 |
| | Female | 0 | 0 | 0 | 0 | 0 | 0 | 0 |
| Numbers and Lottery | Male | 0 | 0 | 0 | 0 | 0 | 0 | 0 |
| | Female | 0 | 0 | 0 | 0 | 0 | 0 | 0 |
| All Other Gambling | Male | 0 | 0 | 0 | 0 | 0 | 0 | 0 |
| | Female | 0 | 0 | 0 | 0 | 0 | 0 | 0 |
| Total Gambling Violations: | | | | | | | | |
| | Male | 0 | 0 | 0 | 0 | 0 | 0 | 0 |
| | Female | 0 | 0 | 0 | 0 | 0 | 0 | 0 |

Miscellaneous:

| | | 25-29 | 30-34 | 35-39 | 40-44 | 45-49 | 50-54 | 55-59 |
|--|--------|--------------|--------------|--------------|--------------|--------------|--------------|--------------|
| Offenses Against the Family and Children | Male | 2 | 0 | 1 | 1 | 0 | 0 | 0 |
| | Female | 0 | 0 | 0 | 0 | 0 | 0 | 0 |
| Driving Under the Influence | Male | 17 | 8 | 7 | 6 | 4 | 7 | 4 |
| | Female | 3 | 5 | 5 | 3 | 6 | 4 | 1 |
| Liquor Laws | Male | 0 | 0 | 0 | 0 | 0 | 0 | 0 |
| | Female | 0 | 0 | 0 | 0 | 0 | 0 | 0 |
| Drunkenness | Male | 1 | 0 | 1 | 2 | 9 | 0 | 1 |
| | Female | 0 | 2 | 0 | 0 | 0 | 0 | 1 |
| Disorderly Conduct | Male | 7 | 1 | 4 | 2 | 2 | 6 | 2 |
| | Female | 1 | 0 | 1 | 0 | 1 | 1 | 0 |
| Vagrancy | Male | 0 | 0 | 0 | 0 | 0 | 0 | 0 |
| | Female | 0 | 0 | 0 | 0 | 0 | 0 | 0 |
| All Other Offenses (Except Traffic) | Male | 64 | 52 | 34 | 29 | 26 | 26 | 16 |
| | Female | 41 | 39 | 28 | 19 | 20 | 17 | 8 |
| Suspicion | Male | 0 | 0 | 0 | 0 | 0 | 0 | 0 |
| | Female | 0 | 0 | 0 | 0 | 0 | 0 | 0 |
| Total Miscellaneous Violations: | | | | | | | | |
| | Male | 91 | 61 | 47 | 40 | 41 | 39 | 23 |
| | Female | 45 | 46 | 34 | 22 | 27 | 22 | 10 |

Human Trafficking:

| | | 25-29 | 30-34 | 35-39 | 40-44 | 45-49 | 50-54 | 55-59 |
|--|--------|--------------|--------------|--------------|--------------|--------------|--------------|--------------|
| Human Trafficking/ Commercial Sex Acts | Male | 0 | 0 | 0 | 0 | 0 | 0 | 0 |
| | Female | 0 | 0 | 0 | 0 | 0 | 0 | 0 |
| Human Trafficking/ Involuntary Servitude | Male | 0 | 0 | 0 | 0 | 0 | 0 | 0 |
| | Female | 0 | 0 | 0 | 0 | 0 | 0 | 0 |
| Total Human Trafficking Violations: | | | | | | | | |
| | Male | 0 | 0 | 0 | 0 | 0 | 0 | 0 |
| | Female | 0 | 0 | 0 | 0 | 0 | 0 | 0 |

2016 Churchill County SO Arrests - Adult
25 - 59 Years of Age

| Index Crime: | | 25-29 | 30-34 | 35-39 | 40-44 | 45-49 | 50-54 | 55-59 |
|--|--------|-------|-------|-------|-------|-------|-------|-------|
| Murder and Nonnegligent Manslaughter | Male | 0 | 0 | 0 | 0 | 0 | 0 | 0 |
| | Female | 0 | 0 | 0 | 0 | 0 | 0 | 0 |
| Manslaughter by Negligence | Male | 0 | 0 | 0 | 0 | 0 | 0 | 0 |
| | Female | 0 | 0 | 0 | 0 | 0 | 0 | 0 |
| Rape | Male | 0 | 0 | 0 | 0 | 0 | 0 | 0 |
| | Female | 0 | 0 | 0 | 0 | 0 | 0 | 0 |
| Robbery | Male | 0 | 0 | 0 | 0 | 0 | 0 | 0 |
| | Female | 2 | 0 | 0 | 0 | 0 | 0 | 0 |
| Aggravated Assault (Return A - 4a-d) | Male | 1 | 0 | 2 | 0 | 0 | 1 | 1 |
| | Female | 0 | 0 | 0 | 0 | 0 | 0 | 0 |
| Burglary - Breaking or Entering | Male | 2 | 2 | 2 | 0 | 0 | 0 | 0 |
| | Female | 1 | 1 | 0 | 0 | 0 | 0 | 0 |
| Larceny - Theft (Except Motor Vehicle Theft) | Male | 0 | 0 | 0 | 0 | 2 | 2 | 0 |
| | Female | 1 | 0 | 0 | 0 | 0 | 0 | 1 |
| Motor Vehicle Theft | Male | 1 | 0 | 0 | 1 | 0 | 0 | 0 |
| | Female | 1 | 0 | 1 | 0 | 0 | 0 | 0 |
| Arson | Male | 0 | 0 | 0 | 0 | 0 | 0 | 0 |
| | Female | 0 | 0 | 0 | 0 | 0 | 0 | 0 |
| Total Index Crimes Violations: Male | | 4 | 2 | 4 | 1 | 2 | 3 | 1 |
| Female | | 5 | 1 | 1 | 0 | 0 | 0 | 1 |

| Other Offenses: | | 25-29 | 30-34 | 35-39 | 40-44 | 45-49 | 50-54 | 55-59 |
|--|--------|-------|-------|-------|-------|-------|-------|-------|
| Other Assaults (Return A - 4e) | Male | 3 | 3 | 2 | 5 | 4 | 3 | 1 |
| | Female | 1 | 0 | 1 | 0 | 0 | 0 | 0 |
| Forgery and Counterfeiting | Male | 0 | 1 | 0 | 0 | 0 | 0 | 0 |
| | Female | 0 | 1 | 0 | 0 | 0 | 0 | 0 |
| Fraud | Male | 0 | 1 | 0 | 0 | 0 | 1 | 0 |
| | Female | 1 | 0 | 1 | 0 | 1 | 0 | 0 |
| Embezzlement | Male | 0 | 0 | 0 | 0 | 0 | 0 | 0 |
| | Female | 0 | 0 | 0 | 0 | 0 | 0 | 0 |
| Stolen Property; Buying, Receiving, Possessing | Male | 0 | 1 | 1 | 0 | 0 | 1 | 0 |
| | Female | 1 | 0 | 0 | 0 | 0 | 0 | 0 |
| Vandalism | Male | 1 | 0 | 0 | 0 | 0 | 0 | 0 |
| | Female | 0 | 1 | 0 | 0 | 0 | 0 | 0 |
| Weapons; Carrying, Possessing, etc. | Male | 0 | 2 | 0 | 0 | 0 | 0 | 0 |
| | Female | 1 | 0 | 0 | 0 | 0 | 0 | 0 |
| Total Other Offense Violations: Male | | 4 | 8 | 3 | 5 | 4 | 5 | 1 |
| Female | | 4 | 2 | 2 | 0 | 1 | 0 | 0 |

| Prostitution and Commercialized Vice: | | 25-29 | 30-34 | 35-39 | 40-44 | 45-49 | 50-54 | 55-59 |
|---|--------|-------|-------|-------|-------|-------|-------|-------|
| Prostitution | Male | 0 | 0 | 0 | 0 | 0 | 0 | 0 |
| | Female | 0 | 0 | 0 | 0 | 0 | 0 | 0 |
| Assisting or Promoting Prostitution | Male | 0 | 0 | 0 | 0 | 0 | 0 | 0 |
| | Female | 0 | 0 | 0 | 0 | 0 | 0 | 0 |
| Purchasing Prostitution | Male | 0 | 0 | 0 | 0 | 0 | 0 | 0 |
| | Female | 0 | 0 | 0 | 0 | 0 | 0 | 0 |
| Sex Offenses (Except Forcible Rape and Prostitution) | Male | 0 | 0 | 0 | 0 | 0 | 0 | 0 |
| | Female | 0 | 0 | 0 | 0 | 0 | 0 | 0 |
| Total Prostitution & Commercialized Vice Violations: Male | | 0 | 0 | 0 | 0 | 0 | 0 | 0 |
| Female | | 0 | 0 | 0 | 0 | 0 | 0 | 0 |

2016 Churchill County SO Arrests - Adult
25 - 59 Years of Age

Drug Abuse Violations:

| Sale/Manufacturing: | | 25-29 | 30-34 | 35-39 | 40-44 | 45-49 | 50-54 | 55-59 |
|--|--------|--------------|--------------|--------------|--------------|--------------|--------------|--------------|
| Opium or Cocaine and Their Derivatives (Morphine, Heroin, Codeine) | Male | 0 | 0 | 0 | 0 | 0 | 0 | 0 |
| | Female | 0 | 0 | 0 | 0 | 0 | 0 | 0 |
| Marijuana | Male | 1 | 0 | 0 | 0 | 0 | 0 | 0 |
| | Female | 0 | 0 | 0 | 0 | 0 | 0 | 0 |
| Synthetic Narcotics - Manufactured Narcotics Which Can Cause True Drug Addiction (Demerol, Methadones) | Male | 0 | 0 | 0 | 0 | 0 | 0 | 0 |
| | Female | 0 | 0 | 0 | 0 | 0 | 0 | 0 |
| Other - Dangerous Nonnarcotic Drugs (Barbiturates, Benzedrine) | Male | 1 | 0 | 0 | 0 | 0 | 0 | 0 |
| | Female | 0 | 0 | 0 | 0 | 0 | 0 | 0 |
| Possession: | | | | | | | | |
| Opium or Cocaine and Their Derivatives (Morphine, Heroin, Codeine) | Male | 0 | 0 | 0 | 2 | 0 | 1 | 0 |
| | Female | 0 | 0 | 1 | 0 | 0 | 0 | 0 |
| Marijuana | Male | 2 | 2 | 1 | 1 | 0 | 0 | 2 |
| | Female | 2 | 0 | 0 | 0 | 0 | 0 | 0 |
| Synthetic Narcotics - Manufactured Narcotics Which Can Cause True Drug Addiction (Demerol, Methadones) | Male | 1 | 3 | 1 | 0 | 0 | 0 | 1 |
| | Female | 0 | 0 | 0 | 0 | 0 | 0 | 0 |
| Other - Dangerous Nonnarcotic Drugs (Barbiturates, Benzedrine) | Male | 2 | 4 | 1 | 0 | 2 | 1 | 0 |
| | Female | 3 | 1 | 1 | 2 | 0 | 0 | 0 |
| Total Drug Abuse Violations: | | | | | | | | |
| | Male | 7 | 9 | 3 | 3 | 2 | 2 | 3 |
| | Female | 5 | 1 | 2 | 2 | 0 | 0 | 0 |

Gambling:

| | | 25-29 | 30-34 | 35-39 | 40-44 | 45-49 | 50-54 | 55-59 |
|-----------------------------------|--------|--------------|--------------|--------------|--------------|--------------|--------------|--------------|
| Bookmaking (Horse and Sport Book) | Male | 0 | 0 | 0 | 0 | 0 | 0 | 0 |
| | Female | 0 | 0 | 0 | 0 | 0 | 0 | 0 |
| Numbers and Lottery | Male | 0 | 0 | 0 | 0 | 0 | 0 | 0 |
| | Female | 0 | 0 | 0 | 0 | 0 | 0 | 0 |
| All Other Gambling | Male | 0 | 0 | 0 | 0 | 0 | 0 | 0 |
| | Female | 0 | 0 | 0 | 0 | 0 | 0 | 0 |
| Total Gambling Violations: | | | | | | | | |
| | Male | 0 | 0 | 0 | 0 | 0 | 0 | 0 |
| | Female | 0 | 0 | 0 | 0 | 0 | 0 | 0 |

Miscellaneous:

| | | 25-29 | 30-34 | 35-39 | 40-44 | 45-49 | 50-54 | 55-59 |
|--|--------|--------------|--------------|--------------|--------------|--------------|--------------|--------------|
| Offenses Against the Family and Children | Male | 0 | 0 | 1 | 1 | 0 | 0 | 0 |
| | Female | 0 | 0 | 0 | 0 | 0 | 0 | 0 |
| Driving Under the Influence | Male | 14 | 5 | 4 | 4 | 3 | 2 | 2 |
| | Female | 2 | 4 | 1 | 2 | 4 | 2 | 0 |
| Liquor Laws | Male | 0 | 0 | 0 | 0 | 0 | 0 | 0 |
| | Female | 0 | 0 | 0 | 0 | 0 | 0 | 0 |
| Drunkenness | Male | 0 | 0 | 0 | 1 | 6 | 0 | 0 |
| | Female | 0 | 0 | 0 | 0 | 0 | 0 | 1 |
| Disorderly Conduct | Male | 2 | 0 | 0 | 0 | 0 | 0 | 0 |
| | Female | 0 | 0 | 0 | 0 | 0 | 0 | 0 |
| Vagrancy | Male | 0 | 0 | 0 | 0 | 0 | 0 | 0 |
| | Female | 0 | 0 | 0 | 0 | 0 | 0 | 0 |
| All Other Offenses (Except Traffic) | Male | 45 | 37 | 23 | 21 | 14 | 20 | 10 |
| | Female | 27 | 28 | 21 | 16 | 12 | 10 | 6 |
| Suspicion | Male | 0 | 0 | 0 | 0 | 0 | 0 | 0 |
| | Female | 0 | 0 | 0 | 0 | 0 | 0 | 0 |
| Total Miscellaneous Violations: | | | | | | | | |
| | Male | 61 | 42 | 28 | 27 | 23 | 22 | 12 |
| | Female | 29 | 32 | 22 | 18 | 16 | 12 | 7 |

Human Trafficking:

| | | 25-29 | 30-34 | 35-39 | 40-44 | 45-49 | 50-54 | 55-59 |
|--|--------|--------------|--------------|--------------|--------------|--------------|--------------|--------------|
| Human Trafficking/ Commercial Sex Acts | Male | 0 | 0 | 0 | 0 | 0 | 0 | 0 |
| | Female | 0 | 0 | 0 | 0 | 0 | 0 | 0 |
| Human Trafficking/ Involuntary Servitude | Male | 0 | 0 | 0 | 0 | 0 | 0 | 0 |
| | Female | 0 | 0 | 0 | 0 | 0 | 0 | 0 |
| Total Human Trafficking Violations: | | | | | | | | |
| | Male | 0 | 0 | 0 | 0 | 0 | 0 | 0 |
| | Female | 0 | 0 | 0 | 0 | 0 | 0 | 0 |

2016 Fallon PD Arrests - Adult
25 - 59 Years of Age

| Index Crime: | | 25-29 | 30-34 | 35-39 | 40-44 | 45-49 | 50-54 | 55-59 |
|--|--------|-------|-------|-------|-------|-------|-------|-------|
| Murder and Nonnegligent Manslaughter | Male | 0 | 0 | 0 | 0 | 0 | 0 | 0 |
| | Female | 0 | 0 | 0 | 0 | 0 | 0 | 0 |
| Manslaughter by Negligence | Male | 0 | 0 | 0 | 0 | 0 | 0 | 0 |
| | Female | 0 | 0 | 0 | 0 | 0 | 0 | 0 |
| Rape | Male | 1 | 0 | 0 | 0 | 0 | 0 | 0 |
| | Female | 0 | 0 | 0 | 0 | 0 | 0 | 0 |
| Robbery | Male | 0 | 0 | 0 | 0 | 0 | 1 | 0 |
| | Female | 0 | 0 | 0 | 0 | 0 | 0 | 0 |
| Aggravated Assault (Return A - 4a-d) | Male | 1 | 2 | 0 | 1 | 0 | 0 | 0 |
| | Female | 1 | 0 | 0 | 0 | 0 | 0 | 0 |
| Burglary - Breaking or Entering | Male | 0 | 0 | 0 | 0 | 0 | 1 | 0 |
| | Female | 0 | 0 | 2 | 0 | 0 | 0 | 0 |
| Larceny - Theft (Except Motor Vehicle Theft) | Male | 3 | 2 | 2 | 0 | 1 | 2 | 0 |
| | Female | 4 | 0 | 0 | 0 | 0 | 1 | 0 |
| Motor Vehicle Theft | Male | 1 | 0 | 1 | 0 | 0 | 0 | 0 |
| | Female | 0 | 0 | 0 | 0 | 0 | 0 | 0 |
| Arson | Male | 0 | 0 | 0 | 0 | 0 | 0 | 0 |
| | Female | 0 | 0 | 0 | 0 | 0 | 0 | 0 |
| Total Index Crimes Violations: Male | | 6 | 4 | 3 | 1 | 1 | 4 | 0 |
| Female | | 5 | 0 | 2 | 0 | 0 | 1 | 0 |

| Other Offenses: | | 25-29 | 30-34 | 35-39 | 40-44 | 45-49 | 50-54 | 55-59 |
|--|--------|-------|-------|-------|-------|-------|-------|-------|
| Other Assaults (Return A - 4e) | Male | 3 | 2 | 1 | 2 | 2 | 0 | 3 |
| | Female | 1 | 1 | 0 | 0 | 0 | 4 | 0 |
| Forgery and Counterfeiting | Male | 0 | 0 | 0 | 0 | 0 | 0 | 0 |
| | Female | 0 | 0 | 0 | 0 | 0 | 0 | 0 |
| Fraud | Male | 1 | 0 | 0 | 0 | 0 | 0 | 0 |
| | Female | 2 | 1 | 0 | 0 | 0 | 0 | 0 |
| Embezzlement | Male | 0 | 0 | 0 | 0 | 0 | 0 | 0 |
| | Female | 0 | 0 | 0 | 0 | 0 | 0 | 0 |
| Stolen Property; Buying, Receiving, Possessing | Male | 0 | 1 | 0 | 0 | 0 | 0 | 0 |
| | Female | 0 | 1 | 0 | 0 | 0 | 0 | 0 |
| Vandalism | Male | 2 | 0 | 0 | 1 | 1 | 0 | 0 |
| | Female | 0 | 0 | 0 | 0 | 0 | 0 | 0 |
| Weapons; Carrying, Possessing, etc. | Male | 0 | 1 | 0 | 0 | 0 | 0 | 0 |
| | Female | 0 | 0 | 0 | 0 | 0 | 0 | 0 |
| Total Other Offense Violations: Male | | 6 | 4 | 1 | 3 | 3 | 0 | 3 |
| Female | | 3 | 3 | 0 | 0 | 0 | 4 | 0 |

| Prostitution and Commercialized Vice: | | 25-29 | 30-34 | 35-39 | 40-44 | 45-49 | 50-54 | 55-59 |
|---|--------|-------|-------|-------|-------|-------|-------|-------|
| Prostitution | Male | 0 | 0 | 0 | 0 | 0 | 0 | 0 |
| | Female | 0 | 0 | 0 | 0 | 0 | 0 | 0 |
| Assisting or Promoting Prostitution | Male | 0 | 0 | 0 | 0 | 0 | 0 | 0 |
| | Female | 0 | 0 | 0 | 0 | 0 | 0 | 0 |
| Purchasing Prostitution | Male | 0 | 0 | 0 | 0 | 0 | 0 | 0 |
| | Female | 0 | 0 | 0 | 0 | 0 | 0 | 0 |
| Sex Offenses (Except Forcible Rape and Prostitution) | Male | 0 | 2 | 0 | 0 | 0 | 0 | 0 |
| | Female | 0 | 0 | 0 | 0 | 0 | 0 | 0 |
| Total Prostitution & Commercialized Vice Violations: Male | | 0 | 2 | 0 | 0 | 0 | 0 | 0 |
| Female | | 0 | 0 | 0 | 0 | 0 | 0 | 0 |

2016 Fallon PD Arrests - Adult
25 - 59 Years of Age

Drug Abuse Violations:

| Sale/Manufacturing: | | 25-29 | 30-34 | 35-39 | 40-44 | 45-49 | 50-54 | 55-59 |
|--|--------|--------------|--------------|--------------|--------------|--------------|--------------|--------------|
| Opium or Cocaine and Their Derivatives (Morphine, Heroin, Codeine) | Male | 0 | 0 | 0 | 0 | 0 | 0 | 0 |
| | Female | 0 | 0 | 0 | 0 | 0 | 0 | 0 |
| Marijuana | Male | 0 | 0 | 0 | 0 | 0 | 0 | 0 |
| | Female | 0 | 0 | 0 | 0 | 0 | 0 | 0 |
| Synthetic Narcotics - Manufactured Narcotics Which Can Cause True Drug Addiction (Demerol, Methadones) | Male | 0 | 0 | 0 | 0 | 0 | 0 | 0 |
| | Female | 0 | 0 | 0 | 0 | 0 | 0 | 0 |
| Other - Dangerous Nonnarcotic Drugs (Barbiturates, Benzedrine) | Male | 1 | 0 | 0 | 1 | 0 | 0 | 0 |
| | Female | 0 | 0 | 0 | 0 | 0 | 0 | 0 |
| Possession: | | | | | | | | |
| Opium or Cocaine and Their Derivatives (Morphine, Heroin, Codeine) | Male | 0 | 0 | 0 | 0 | 0 | 0 | 0 |
| | Female | 0 | 0 | 0 | 0 | 0 | 0 | 0 |
| Marijuana | Male | 2 | 1 | 1 | 0 | 2 | 1 | 0 |
| | Female | 2 | 1 | 1 | 0 | 0 | 1 | 0 |
| Synthetic Narcotics - Manufactured Narcotics Which Can Cause True Drug Addiction (Demerol, Methadones) | Male | 0 | 0 | 0 | 0 | 0 | 0 | 0 |
| | Female | 0 | 0 | 0 | 0 | 0 | 0 | 0 |
| Other - Dangerous Nonnarcotic Drugs (Barbiturates, Benzedrine) | Male | 0 | 3 | 0 | 1 | 0 | 1 | 0 |
| | Female | 1 | 1 | 0 | 0 | 0 | 0 | 0 |
| Total Drug Abuse Violations: | | | | | | | | |
| | Male | 3 | 4 | 1 | 2 | 2 | 2 | 0 |
| | Female | 3 | 2 | 1 | 0 | 0 | 1 | 0 |

Gambling:

| | | 25-29 | 30-34 | 35-39 | 40-44 | 45-49 | 50-54 | 55-59 |
|-----------------------------------|--------|--------------|--------------|--------------|--------------|--------------|--------------|--------------|
| Bookmaking (Horse and Sport Book) | Male | 0 | 0 | 0 | 0 | 0 | 0 | 0 |
| | Female | 0 | 0 | 0 | 0 | 0 | 0 | 0 |
| Numbers and Lottery | Male | 0 | 0 | 0 | 0 | 0 | 0 | 0 |
| | Female | 0 | 0 | 0 | 0 | 0 | 0 | 0 |
| All Other Gambling | Male | 0 | 0 | 0 | 0 | 0 | 0 | 0 |
| | Female | 0 | 0 | 0 | 0 | 0 | 0 | 0 |
| Total Gambling Violations: | | | | | | | | |
| | Male | 0 | 0 | 0 | 0 | 0 | 0 | 0 |
| | Female | 0 | 0 | 0 | 0 | 0 | 0 | 0 |

Miscellaneous:

| | | 25-29 | 30-34 | 35-39 | 40-44 | 45-49 | 50-54 | 55-59 |
|--|--------|--------------|--------------|--------------|--------------|--------------|--------------|--------------|
| Offenses Against the Family and Children | Male | 2 | 0 | 0 | 0 | 0 | 0 | 0 |
| | Female | 0 | 0 | 0 | 0 | 0 | 0 | 0 |
| Driving Under the Influence | Male | 3 | 3 | 3 | 2 | 1 | 5 | 2 |
| | Female | 1 | 1 | 4 | 1 | 2 | 2 | 1 |
| Liquor Laws | Male | 0 | 0 | 0 | 0 | 0 | 0 | 0 |
| | Female | 0 | 0 | 0 | 0 | 0 | 0 | 0 |
| Drunkenness | Male | 1 | 0 | 1 | 1 | 3 | 0 | 1 |
| | Female | 0 | 2 | 0 | 0 | 0 | 0 | 0 |
| Disorderly Conduct | Male | 5 | 1 | 4 | 2 | 2 | 6 | 2 |
| | Female | 1 | 0 | 1 | 0 | 1 | 1 | 0 |
| Vagrancy | Male | 0 | 0 | 0 | 0 | 0 | 0 | 0 |
| | Female | 0 | 0 | 0 | 0 | 0 | 0 | 0 |
| All Other Offenses (Except Traffic) | Male | 19 | 15 | 11 | 8 | 12 | 6 | 6 |
| | Female | 14 | 11 | 7 | 3 | 8 | 7 | 2 |
| Suspicion | Male | 0 | 0 | 0 | 0 | 0 | 0 | 0 |
| | Female | 0 | 0 | 0 | 0 | 0 | 0 | 0 |
| Total Miscellaneous Violations: | | | | | | | | |
| | Male | 30 | 19 | 19 | 13 | 18 | 17 | 11 |
| | Female | 16 | 14 | 12 | 4 | 11 | 10 | 3 |

Human Trafficking:

| | | 25-29 | 30-34 | 35-39 | 40-44 | 45-49 | 50-54 | 55-59 |
|--|--------|--------------|--------------|--------------|--------------|--------------|--------------|--------------|
| Human Trafficking/ Commercial Sex Acts | Male | 0 | 0 | 0 | 0 | 0 | 0 | 0 |
| | Female | 0 | 0 | 0 | 0 | 0 | 0 | 0 |
| Human Trafficking/ Involuntary Servitude | Male | 0 | 0 | 0 | 0 | 0 | 0 | 0 |
| | Female | 0 | 0 | 0 | 0 | 0 | 0 | 0 |
| Total Human Trafficking Violations: | | | | | | | | |
| | Male | 0 | 0 | 0 | 0 | 0 | 0 | 0 |
| | Female | 0 | 0 | 0 | 0 | 0 | 0 | 0 |

2016 Clark County Arrests - Adult
25 - 59 Years of Age

| Index Crime: | | 25-29 | 30-34 | 35-39 | 40-44 | 45-49 | 50-54 | 55-59 |
|--|--------|-------|-------|-------|-------|-------|-------|-------|
| Murder and Nonnegligent Manslaughter | Male | 25 | 21 | 6 | 2 | 7 | 4 | 1 |
| | Female | 4 | 1 | 4 | 1 | 0 | 3 | 0 |
| Manslaughter by Negligence | Male | 0 | 0 | 0 | 0 | 0 | 0 | 0 |
| | Female | 0 | 0 | 1 | 0 | 0 | 0 | 0 |
| Rape | Male | 26 | 21 | 18 | 19 | 15 | 5 | 7 |
| | Female | 1 | 0 | 1 | 2 | 0 | 0 | 0 |
| Robbery | Male | 213 | 151 | 100 | 56 | 54 | 34 | 19 |
| | Female | 80 | 44 | 23 | 15 | 11 | 9 | 1 |
| Aggravated Assault (Return A - 4a-d) | Male | 431 | 363 | 337 | 239 | 157 | 147 | 99 |
| | Female | 191 | 124 | 121 | 74 | 75 | 65 | 29 |
| Burglary - Breaking or Entering | Male | 199 | 153 | 122 | 48 | 47 | 48 | 17 |
| | Female | 50 | 48 | 34 | 25 | 21 | 7 | 3 |
| Larceny - Theft (Except Motor Vehicle Theft) | Male | 509 | 416 | 319 | 183 | 188 | 162 | 114 |
| | Female | 340 | 285 | 204 | 134 | 111 | 85 | 35 |
| Motor Vehicle Theft | Male | 62 | 47 | 38 | 25 | 12 | 10 | 3 |
| | Female | 32 | 20 | 7 | 7 | 3 | 4 | 1 |
| Arson | Male | 2 | 2 | 1 | 2 | 1 | 3 | 0 |
| | Female | 2 | 0 | 1 | 0 | 1 | 0 | 1 |
| Total Index Crimes Violations: | | | | | | | | |
| | Male | 1,467 | 1,174 | 941 | 574 | 481 | 413 | 260 |
| | Female | 700 | 522 | 396 | 258 | 222 | 173 | 70 |

| Other Offenses: | | 25-29 | 30-34 | 35-39 | 40-44 | 45-49 | 50-54 | 55-59 |
|--|--------|-------|-------|-------|-------|-------|-------|-------|
| Other Assaults (Return A - 4e) | Male | 1,472 | 1,215 | 950 | 654 | 564 | 436 | 291 |
| | Female | 747 | 548 | 445 | 288 | 248 | 220 | 98 |
| Forgery and Counterfeiting | Male | 67 | 54 | 38 | 14 | 21 | 15 | 4 |
| | Female | 42 | 37 | 24 | 22 | 11 | 6 | 5 |
| Fraud | Male | 121 | 150 | 117 | 67 | 68 | 43 | 22 |
| | Female | 73 | 79 | 50 | 26 | 16 | 10 | 4 |
| Embezzlement | Male | 31 | 23 | 29 | 15 | 8 | 7 | 1 |
| | Female | 27 | 22 | 10 | 7 | 9 | 4 | 1 |
| Stolen Property; Buying, Receiving, Possessing | Male | 210 | 191 | 142 | 109 | 52 | 43 | 8 |
| | Female | 53 | 42 | 26 | 24 | 11 | 7 | 2 |
| Vandalism | Male | 117 | 122 | 61 | 54 | 30 | 29 | 17 |
| | Female | 27 | 32 | 21 | 15 | 13 | 7 | 6 |
| Weapons; Carrying, Possessing, etc. | Male | 248 | 228 | 136 | 110 | 54 | 55 | 23 |
| | Female | 28 | 23 | 13 | 13 | 4 | 3 | 1 |
| Total Other Offense Violations: | | | | | | | | |
| | Male | 2,266 | 1,983 | 1,473 | 1,023 | 797 | 628 | 366 |
| | Female | 997 | 783 | 589 | 395 | 312 | 257 | 117 |

| Prostitution and Commercialized Vice: | | 25-29 | 30-34 | 35-39 | 40-44 | 45-49 | 50-54 | 55-59 |
|--|--------|-------|-------|-------|-------|-------|-------|-------|
| Prostitution | Male | 39 | 35 | 29 | 30 | 20 | 12 | 7 |
| | Female | 640 | 257 | 121 | 67 | 51 | 22 | 13 |
| Assisting or Promoting Prostitution | Male | 5 | 3 | 2 | 3 | 1 | 0 | 0 |
| | Female | 3 | 1 | 1 | 1 | 0 | 0 | 0 |
| Purchasing Prostitution | Male | 6 | 4 | 5 | 8 | 6 | 2 | 2 |
| | Female | 1 | 1 | 0 | 0 | 0 | 0 | 0 |
| Sex Offenses (Except Forcible Rape and Prostitution) | Male | 67 | 60 | 67 | 42 | 39 | 62 | 51 |
| | Female | 11 | 5 | 9 | 7 | 3 | 6 | 1 |
| Total Prostitution & Commercialized Vice Violations: | | | | | | | | |
| | Male | 117 | 102 | 103 | 83 | 66 | 76 | 60 |
| | Female | 655 | 264 | 131 | 75 | 54 | 28 | 14 |

2016 Clark County Arrests - Adult
25 - 59 Years of Age

Drug Abuse Violations:

| Sale/Manufacturing: | | 25-29 | 30-34 | 35-39 | 40-44 | 45-49 | 50-54 | 55-59 |
|--|--------|--------------|--------------|--------------|--------------|--------------|--------------|--------------|
| Opium or Cocaine and Their Derivatives (Morphine, Heroin, Codeine) | Male | 81 | 60 | 39 | 23 | 23 | 15 | 12 |
| | Female | 9 | 8 | 2 | 6 | 2 | 0 | 0 |
| Marijuana | Male | 105 | 68 | 51 | 25 | 22 | 11 | 5 |
| | Female | 11 | 3 | 3 | 1 | 1 | 0 | 0 |
| Synthetic Narcotics - Manufactured Narcotics Which Can Cause True Drug Addiction (Demerol, Methadones) | Male | 26 | 41 | 24 | 22 | 23 | 20 | 6 |
| | Female | 6 | 8 | 7 | 4 | 4 | 1 | 1 |
| Other - Dangerous Nonnarcotic Drugs (Barbiturates, Benzedrine) | Male | 57 | 70 | 48 | 46 | 23 | 24 | 11 |
| | Female | 10 | 20 | 11 | 8 | 8 | 4 | 5 |
| Possession: | | | | | | | | |
| Opium or Cocaine and Their Derivatives (Morphine, Heroin, Codeine) | Male | 165 | 112 | 93 | 51 | 34 | 50 | 25 |
| | Female | 62 | 29 | 25 | 22 | 6 | 10 | 7 |
| Marijuana | Male | 724 | 415 | 296 | 179 | 108 | 99 | 71 |
| | Female | 148 | 92 | 46 | 28 | 22 | 14 | 6 |
| Synthetic Narcotics - Manufactured Narcotics Which Can Cause True Drug Addiction (Demerol, Methadones) | Male | 141 | 166 | 140 | 116 | 89 | 96 | 44 |
| | Female | 54 | 59 | 49 | 37 | 18 | 11 | 5 |
| Other - Dangerous Nonnarcotic Drugs (Barbiturates, Benzedrine) | Male | 353 | 306 | 276 | 207 | 170 | 144 | 87 |
| | Female | 125 | 113 | 85 | 64 | 44 | 39 | 14 |
| Total Drug Abuse Violations: | | | | | | | | |
| | Male | 1,652 | 1,238 | 967 | 669 | 492 | 459 | 261 |
| | Female | 425 | 332 | 228 | 170 | 105 | 79 | 38 |

Gambling:

| | | 25-29 | 30-34 | 35-39 | 40-44 | 45-49 | 50-54 | 55-59 |
|-----------------------------------|--------|--------------|--------------|--------------|--------------|--------------|--------------|--------------|
| Bookmaking (Horse and Sport Book) | Male | 0 | 0 | 0 | 0 | 0 | 0 | 0 |
| | Female | 0 | 0 | 0 | 0 | 0 | 0 | 0 |
| Numbers and Lottery | Male | 0 | 0 | 0 | 0 | 0 | 0 | 0 |
| | Female | 0 | 0 | 0 | 0 | 0 | 0 | 0 |
| All Other Gambling | Male | 0 | 0 | 0 | 0 | 0 | 0 | 0 |
| | Female | 0 | 0 | 0 | 0 | 0 | 0 | 0 |
| Total Gambling Violations: | | | | | | | | |
| | Male | 0 | 0 | 0 | 0 | 0 | 0 | 0 |
| | Female | 0 | 0 | 0 | 0 | 0 | 0 | 0 |

Miscellaneous:

| | | 25-29 | 30-34 | 35-39 | 40-44 | 45-49 | 50-54 | 55-59 |
|--|--------|--------------|--------------|--------------|--------------|--------------|--------------|--------------|
| Offenses Against the Family and Children | Male | 18 | 24 | 19 | 7 | 7 | 6 | 3 |
| | Female | 34 | 28 | 16 | 13 | 4 | 2 | 1 |
| Driving Under the Influence | Male | 741 | 606 | 483 | 358 | 309 | 250 | 168 |
| | Female | 334 | 215 | 179 | 139 | 131 | 98 | 62 |
| Liquor Laws | Male | 96 | 143 | 106 | 71 | 104 | 161 | 103 |
| | Female | 13 | 17 | 18 | 14 | 11 | 17 | 9 |
| Drunkenness | Male | 0 | 0 | 0 | 1 | 1 | 0 | 0 |
| | Female | 0 | 0 | 0 | 0 | 0 | 0 | 0 |
| Disorderly Conduct | Male | 85 | 49 | 42 | 30 | 15 | 30 | 23 |
| | Female | 15 | 25 | 12 | 7 | 14 | 6 | 7 |
| Vagrancy | Male | 92 | 144 | 187 | 78 | 120 | 149 | 100 |
| | Female | 18 | 12 | 20 | 19 | 47 | 10 | 12 |
| All Other Offenses (Except Traffic) | Male | 3,855 | 3,633 | 2,836 | 2,026 | 1,823 | 1,751 | 1,210 |
| | Female | 2,055 | 1,350 | 904 | 659 | 507 | 360 | 151 |
| Suspicion | Male | 0 | 0 | 0 | 0 | 0 | 0 | 0 |
| | Female | 0 | 0 | 0 | 0 | 0 | 0 | 0 |
| Total Miscellaneous Violations: | | | | | | | | |
| | Male | 4,887 | 4,599 | 3,673 | 2,571 | 2,379 | 2,347 | 1,607 |
| | Female | 2,469 | 1,647 | 1,149 | 851 | 714 | 493 | 242 |

Human Trafficking:

| | | 25-29 | 30-34 | 35-39 | 40-44 | 45-49 | 50-54 | 55-59 |
|--|--------|--------------|--------------|--------------|--------------|--------------|--------------|--------------|
| Human Trafficking/ Commercial Sex Acts | Male | 7 | 4 | 3 | 2 | 1 | 0 | 0 |
| | Female | 0 | 0 | 1 | 0 | 0 | 0 | 0 |
| Human Trafficking/ Involuntary Servitude | Male | 2 | 1 | 1 | 0 | 0 | 0 | 0 |
| | Female | 1 | 0 | 0 | 0 | 0 | 0 | 0 |
| Total Human Trafficking Violations: | | | | | | | | |
| | Male | 9 | 5 | 4 | 2 | 1 | 0 | 0 |
| | Female | 1 | 0 | 1 | 0 | 0 | 0 | 0 |

2016 Boulder City PD Arrests - Adult
25 - 59 Years of Age

| Index Crime: | | 25-29 | 30-34 | 35-39 | 40-44 | 45-49 | 50-54 | 55-59 |
|--|--------|-------|-------|-------|-------|-------|-------|-------|
| Murder and Nonnegligent Manslaughter | Male | 0 | 0 | 0 | 0 | 0 | 0 | 0 |
| | Female | 0 | 0 | 0 | 0 | 0 | 0 | 0 |
| Manslaughter by Negligence | Male | 0 | 0 | 0 | 0 | 0 | 0 | 0 |
| | Female | 0 | 0 | 0 | 0 | 0 | 0 | 0 |
| Rape | Male | 0 | 0 | 0 | 0 | 0 | 0 | 0 |
| | Female | 0 | 0 | 0 | 0 | 0 | 0 | 0 |
| Robbery | Male | 0 | 0 | 0 | 0 | 1 | 0 | 0 |
| | Female | 0 | 0 | 0 | 0 | 0 | 0 | 0 |
| Aggravated Assault (Return A - 4a-d) | Male | 1 | 1 | 1 | 0 | 0 | 3 | 1 |
| | Female | 0 | 0 | 0 | 1 | 0 | 0 | 0 |
| Burglary - Breaking or Entering | Male | 0 | 0 | 1 | 0 | 0 | 0 | 0 |
| | Female | 0 | 2 | 1 | 1 | 0 | 1 | 0 |
| Larceny - Theft (Except Motor Vehicle Theft) | Male | 3 | 0 | 1 | 0 | 0 | 0 | 0 |
| | Female | 2 | 1 | 0 | 1 | 0 | 0 | 0 |
| Motor Vehicle Theft | Male | 1 | 0 | 0 | 0 | 0 | 0 | 0 |
| | Female | 0 | 0 | 0 | 1 | 0 | 0 | 0 |
| Arson | Male | 0 | 0 | 0 | 0 | 0 | 0 | 0 |
| | Female | 0 | 0 | 0 | 0 | 0 | 0 | 0 |
| Total Index Crimes Violations: Male | | 5 | 1 | 3 | 0 | 1 | 3 | 1 |
| Female | | 2 | 3 | 1 | 4 | 0 | 1 | 0 |

| Other Offenses: | | 25-29 | 30-34 | 35-39 | 40-44 | 45-49 | 50-54 | 55-59 |
|--|--------|-------|-------|-------|-------|-------|-------|-------|
| Other Assaults (Return A - 4e) | Male | 4 | 2 | 1 | 2 | 3 | 1 | 2 |
| | Female | 1 | 4 | 2 | 2 | 2 | 1 | 1 |
| Forgery and Counterfeiting | Male | 0 | 1 | 0 | 0 | 0 | 0 | 0 |
| | Female | 0 | 0 | 0 | 1 | 0 | 0 | 0 |
| Fraud | Male | 0 | 1 | 0 | 0 | 1 | 0 | 0 |
| | Female | 0 | 0 | 0 | 0 | 0 | 0 | 0 |
| Embezzlement | Male | 1 | 0 | 0 | 0 | 0 | 0 | 0 |
| | Female | 0 | 0 | 0 | 0 | 0 | 0 | 0 |
| Stolen Property; Buying, Receiving, Possessing | Male | 0 | 1 | 0 | 0 | 0 | 0 | 0 |
| | Female | 0 | 0 | 0 | 0 | 0 | 0 | 0 |
| Vandalism | Male | 0 | 0 | 0 | 0 | 0 | 0 | 0 |
| | Female | 1 | 0 | 0 | 0 | 0 | 0 | 0 |
| Weapons; Carrying, Possessing, etc. | Male | 0 | 1 | 0 | 0 | 1 | 0 | 0 |
| | Female | 0 | 0 | 0 | 0 | 0 | 0 | 0 |
| Total Other Offense Violations: Male | | 5 | 6 | 1 | 2 | 5 | 1 | 2 |
| Female | | 2 | 4 | 2 | 3 | 2 | 1 | 1 |

| Prostitution and Commercialized Vice: | | 25-29 | 30-34 | 35-39 | 40-44 | 45-49 | 50-54 | 55-59 |
|---|--------|-------|-------|-------|-------|-------|-------|-------|
| Prostitution | Male | 0 | 0 | 0 | 0 | 0 | 0 | 0 |
| | Female | 0 | 0 | 0 | 0 | 0 | 0 | 0 |
| Assisting or Promoting Prostitution | Male | 0 | 0 | 0 | 0 | 0 | 0 | 0 |
| | Female | 0 | 0 | 0 | 0 | 0 | 0 | 0 |
| Purchasing Prostitution | Male | 0 | 0 | 0 | 0 | 0 | 0 | 0 |
| | Female | 0 | 0 | 0 | 0 | 0 | 0 | 0 |
| Sex Offenses (Except Forcible Rape and Prostitution) | Male | 0 | 0 | 0 | 0 | 0 | 0 | 0 |
| | Female | 0 | 0 | 1 | 0 | 0 | 0 | 0 |
| Total Prostitution & Commercialized Vice Violations: Male | | 0 | 0 | 0 | 0 | 0 | 0 | 0 |
| Female | | 0 | 0 | 1 | 0 | 0 | 0 | 0 |

2016 Boulder City PD Arrests - Adult
25 - 59 Years of Age

Drug Abuse Violations:

| Sale/Manufacturing: | | 25-29 | 30-34 | 35-39 | 40-44 | 45-49 | 50-54 | 55-59 |
|--|--------|--------------|--------------|--------------|--------------|--------------|--------------|--------------|
| Opium or Cocaine and Their Derivatives (Morphine, Heroin, Codeine) | Male | 0 | 0 | 0 | 0 | 0 | 0 | 0 |
| | Female | 0 | 0 | 0 | 0 | 0 | 0 | 0 |
| Marijuana | Male | 1 | 0 | 0 | 0 | 0 | 0 | 0 |
| | Female | 0 | 0 | 0 | 0 | 0 | 0 | 0 |
| Synthetic Narcotics - Manufactured Narcotics Which Can Cause True Drug Addiction Demerol, Methadones) | Male | 0 | 1 | 1 | 0 | 1 | 0 | 0 |
| | Female | 0 | 0 | 0 | 0 | 1 | 0 | 0 |
| Other - Dangerous Nonnarcotic Drugs (Barbiturates, Benzedrine) | Male | 0 | 0 | 0 | 0 | 0 | 0 | 0 |
| | Female | 0 | 0 | 0 | 0 | 0 | 0 | 0 |
| Possession: | | | | | | | | |
| Opium or Cocaine and Their Derivatives (Morphine, Heroin, Codeine) | Male | 0 | 1 | 0 | 0 | 0 | 0 | 0 |
| | Female | 0 | 0 | 0 | 0 | 0 | 0 | 0 |
| Marijuana | Male | 4 | 0 | 5 | 0 | 0 | 1 | 0 |
| | Female | 0 | 1 | 0 | 0 | 0 | 0 | 1 |
| Synthetic Narcotics - Manufactured Narcotics Which Can Cause True Drug Addiction (Demerol, Methadones) | Male | 1 | 1 | 2 | 3 | 0 | 0 | 0 |
| | Female | 0 | 1 | 0 | 0 | 1 | 1 | 0 |
| Other - Dangerous Nonnarcotic Drugs (Barbiturates, Benzedrine) | Male | 3 | 3 | 1 | 0 | 0 | 1 | 0 |
| | Female | 0 | 1 | 2 | 0 | 2 | 0 | 0 |
| Total Drug Abuse Violations: | | | | | | | | |
| | Male | 9 | 6 | 9 | 3 | 1 | 2 | 0 |
| | Female | 0 | 3 | 2 | 0 | 4 | 1 | 1 |

Gambling:

| | | 25-29 | 30-34 | 35-39 | 40-44 | 45-49 | 50-54 | 55-59 |
|-----------------------------------|--------|--------------|--------------|--------------|--------------|--------------|--------------|--------------|
| Bookmaking (Horse and Sport Book) | Male | 0 | 0 | 0 | 0 | 0 | 0 | 0 |
| | Female | 0 | 0 | 0 | 0 | 0 | 0 | 0 |
| Numbers and Lottery | Male | 0 | 0 | 0 | 0 | 0 | 0 | 0 |
| | Female | 0 | 0 | 0 | 0 | 0 | 0 | 0 |
| All Other Gambling | Male | 0 | 0 | 0 | 0 | 0 | 0 | 0 |
| | Female | 0 | 0 | 0 | 0 | 0 | 0 | 0 |
| Total Gambling Violations: | | | | | | | | |
| | Male | 0 | 0 | 0 | 0 | 0 | 0 | 0 |
| | Female | 0 | 0 | 0 | 0 | 0 | 0 | 0 |

Miscellaneous:

| | | 25-29 | 30-34 | 35-39 | 40-44 | 45-49 | 50-54 | 55-59 |
|--|--------|--------------|--------------|--------------|--------------|--------------|--------------|--------------|
| Offenses Against the Family and Children | Male | 0 | 0 | 0 | 0 | 0 | 1 | 0 |
| | Female | 0 | 0 | 0 | 1 | 0 | 0 | 0 |
| Driving Under the Influence | Male | 8 | 4 | 6 | 5 | 6 | 7 | 6 |
| | Female | 7 | 3 | 5 | 4 | 3 | 1 | 2 |
| Liquor Laws | Male | 0 | 0 | 0 | 0 | 0 | 0 | 0 |
| | Female | 0 | 0 | 0 | 0 | 0 | 0 | 0 |
| Drunkenness | Male | 0 | 0 | 0 | 0 | 0 | 0 | 0 |
| | Female | 0 | 0 | 0 | 0 | 0 | 0 | 0 |
| Disorderly Conduct | Male | 8 | 2 | 2 | 0 | 0 | 2 | 1 |
| | Female | 1 | 2 | 0 | 1 | 1 | 0 | 0 |
| Vagrancy | Male | 0 | 2 | 0 | 0 | 0 | 0 | 0 |
| | Female | 0 | 0 | 1 | 0 | 0 | 0 | 0 |
| All Other Offenses (Except Traffic) | Male | 4 | 8 | 8 | 4 | 2 | 0 | 2 |
| | Female | 3 | 2 | 0 | 2 | 1 | 0 | 1 |
| Suspicion | Male | 0 | 0 | 0 | 0 | 0 | 0 | 0 |
| | Female | 0 | 0 | 0 | 0 | 0 | 0 | 0 |
| Total Miscellaneous Violations: | | | | | | | | |
| | Male | 20 | 16 | 16 | 9 | 8 | 10 | 9 |
| | Female | 11 | 7 | 6 | 8 | 5 | 1 | 3 |

Human Trafficking:

| | | 25-29 | 30-34 | 35-39 | 40-44 | 45-49 | 50-54 | 55-59 |
|--|--------|--------------|--------------|--------------|--------------|--------------|--------------|--------------|
| Human Trafficking/ Commercial Sex Acts | Male | 0 | 0 | 0 | 0 | 0 | 0 | 0 |
| | Female | 0 | 0 | 0 | 0 | 0 | 0 | 0 |
| Human Trafficking/ Involuntary Servitude | Male | 0 | 0 | 0 | 0 | 0 | 0 | 0 |
| | Female | 0 | 0 | 0 | 0 | 0 | 0 | 0 |
| Total Human Trafficking Violations: | | | | | | | | |
| | Male | 0 | 0 | 0 | 0 | 0 | 0 | 0 |
| | Female | 0 | 0 | 0 | 0 | 0 | 0 | 0 |

2016 Clark County School District PD Arrests - Adult
25 - 59 Years of Age

| Index Crime: | | 25-29 | 30-34 | 35-39 | 40-44 | 45-49 | 50-54 | 55-59 |
|--|--------|-------|-------|-------|-------|-------|-------|-------|
| Murder and Nonnegligent Manslaughter | Male | 0 | 0 | 0 | 0 | 1 | 0 | 0 |
| | Female | 0 | 0 | 0 | 0 | 0 | 0 | 0 |
| Manslaughter by Negligence | Male | 0 | 0 | 0 | 0 | 0 | 0 | 0 |
| | Female | 0 | 0 | 0 | 0 | 0 | 0 | 0 |
| Rape | Male | 0 | 0 | 0 | 0 | 0 | 0 | 0 |
| | Female | 0 | 0 | 0 | 0 | 0 | 0 | 0 |
| Robbery | Male | 0 | 0 | 0 | 0 | 0 | 0 | 0 |
| | Female | 0 | 0 | 0 | 0 | 0 | 0 | 0 |
| Aggravated Assault (Return A - 4a-d) | Male | 1 | 0 | 0 | 1 | 0 | 0 | 0 |
| | Female | 1 | 0 | 1 | 0 | 0 | 0 | 0 |
| Burglary - Breaking or Entering | Male | 2 | 0 | 1 | 1 | 0 | 0 | 0 |
| | Female | 1 | 0 | 0 | 0 | 1 | 0 | 0 |
| Larceny - Theft (Except Motor Vehicle Theft) | Male | 0 | 0 | 1 | 0 | 0 | 0 | 0 |
| | Female | 0 | 0 | 0 | 0 | 1 | 1 | 0 |
| Motor Vehicle Theft | Male | 0 | 0 | 0 | 0 | 0 | 0 | 0 |
| | Female | 0 | 0 | 0 | 0 | 0 | 0 | 0 |
| Arson | Male | 0 | 0 | 0 | 0 | 0 | 0 | 0 |
| | Female | 0 | 0 | 0 | 0 | 0 | 0 | 0 |
| Total Index Crimes Violations: Male | | 3 | 0 | 2 | 2 | 1 | 0 | 0 |
| Female | | 2 | 0 | 1 | 0 | 2 | 1 | 0 |

| Other Offenses: | | 25-29 | 30-34 | 35-39 | 40-44 | 45-49 | 50-54 | 55-59 |
|--|--------|-------|-------|-------|-------|-------|-------|-------|
| Other Assaults (Return A - 4e) | Male | 0 | 1 | 2 | 0 | 1 | 0 | 0 |
| | Female | 0 | 0 | 1 | 1 | 1 | 0 | 0 |
| Forgery and Counterfeiting | Male | 0 | 0 | 0 | 0 | 0 | 0 | 0 |
| | Female | 0 | 0 | 0 | 0 | 0 | 0 | 0 |
| Fraud | Male | 0 | 0 | 1 | 0 | 0 | 0 | 0 |
| | Female | 0 | 0 | 0 | 0 | 0 | 0 | 0 |
| Embezzlement | Male | 0 | 0 | 0 | 0 | 0 | 0 | 0 |
| | Female | 0 | 0 | 0 | 0 | 0 | 0 | 0 |
| Stolen Property; Buying, Receiving, Possessing | Male | 0 | 0 | 0 | 0 | 0 | 0 | 0 |
| | Female | 0 | 0 | 0 | 0 | 0 | 0 | 0 |
| Vandalism | Male | 0 | 0 | 0 | 0 | 0 | 0 | 0 |
| | Female | 0 | 0 | 0 | 0 | 0 | 0 | 0 |
| Weapons; Carrying, Possessing, etc. | Male | 1 | 2 | 1 | 0 | 0 | 0 | 0 |
| | Female | 1 | 0 | 0 | 0 | 0 | 0 | 0 |
| Total Other Offense Violations: Male | | 1 | 3 | 4 | 0 | 1 | 0 | 0 |
| Female | | 1 | 0 | 1 | 1 | 1 | 0 | 0 |

| Prostitution and Commercialized Vice: | | 25-29 | 30-34 | 35-39 | 40-44 | 45-49 | 50-54 | 55-59 |
|---|--------|-------|-------|-------|-------|-------|-------|-------|
| Prostitution | Male | 0 | 0 | 0 | 0 | 0 | 0 | 0 |
| | Female | 0 | 0 | 0 | 0 | 0 | 0 | 0 |
| Assisting or Promoting Prostitution | Male | 0 | 0 | 0 | 0 | 0 | 0 | 0 |
| | Female | 0 | 0 | 0 | 0 | 0 | 0 | 0 |
| Purchasing Prostitution | Male | 0 | 0 | 0 | 0 | 0 | 0 | 0 |
| | Female | 0 | 0 | 0 | 0 | 0 | 0 | 0 |
| Sex Offenses (Except Forcible Rape and Prostitution) | Male | 0 | 0 | 0 | 0 | 0 | 0 | 1 |
| | Female | 0 | 0 | 0 | 0 | 0 | 0 | 0 |
| Total Prostitution & Commercialized Vice Violations: Male | | 0 | 0 | 0 | 0 | 0 | 0 | 1 |
| Female | | 0 | 0 | 0 | 0 | 0 | 0 | 0 |

2016 Clark County School District PD Arrests - Adult
25 - 59 Years of Age

Drug Abuse Violations:

| Sale/Manufacturing: | | 25-29 | 30-34 | 35-39 | 40-44 | 45-49 | 50-54 | 55-59 |
|--|--------|--------------|--------------|--------------|--------------|--------------|--------------|--------------|
| Opium or Cocaine and Their Derivatives (Morphine, Heroin, Codeine) | Male | 0 | 0 | 0 | 0 | 0 | 0 | 0 |
| | Female | 0 | 0 | 0 | 0 | 0 | 0 | 0 |
| Marijuana | Male | 0 | 0 | 0 | 0 | 0 | 0 | 0 |
| | Female | 0 | 0 | 0 | 0 | 0 | 0 | 0 |
| Synthetic Narcotics - Manufactured Narcotics Which Can Cause True Drug Addiction (Demerol, Methadones) | Male | 0 | 0 | 0 | 0 | 0 | 0 | 0 |
| | Female | 0 | 0 | 0 | 0 | 0 | 0 | 0 |
| Other - Dangerous Nonnarcotic Drugs (Barbiturates, Benzedrine) | Male | 0 | 0 | 0 | 0 | 0 | 0 | 0 |
| | Female | 0 | 0 | 0 | 0 | 0 | 0 | 0 |
| Possession: | | | | | | | | |
| Opium or Cocaine and Their Derivatives (Morphine, Heroin, Codeine) | Male | 1 | 0 | 0 | 0 | 0 | 0 | 0 |
| | Female | 1 | 0 | 0 | 0 | 0 | 0 | 0 |
| Marijuana | Male | 0 | 1 | 1 | 0 | 0 | 0 | 0 |
| | Female | 0 | 0 | 0 | 0 | 0 | 0 | 0 |
| Synthetic Narcotics - Manufactured Narcotics Which Can Cause True Drug Addiction (Demerol, Methadones) | Male | 0 | 0 | 0 | 0 | 0 | 0 | 0 |
| | Female | 0 | 0 | 0 | 0 | 0 | 0 | 0 |
| Other - Dangerous Nonnarcotic Drugs (Barbiturates, Benzedrine) | Male | 0 | 1 | 1 | 4 | 4 | 1 | 0 |
| | Female | 0 | 1 | 0 | 1 | 0 | 0 | 0 |
| Total Drug Abuse Violations: | | | | | | | | |
| | Male | 1 | 2 | 2 | 4 | 4 | 1 | 0 |
| | Female | 1 | 1 | 0 | 1 | 0 | 0 | 0 |

Gambling:

| | | 25-29 | 30-34 | 35-39 | 40-44 | 45-49 | 50-54 | 55-59 |
|-----------------------------------|--------|--------------|--------------|--------------|--------------|--------------|--------------|--------------|
| Bookmaking (Horse and Sport Book) | Male | 0 | 0 | 0 | 0 | 0 | 0 | 0 |
| | Female | 0 | 0 | 0 | 0 | 0 | 0 | 0 |
| Numbers and Lottery | Male | 0 | 0 | 0 | 0 | 0 | 0 | 0 |
| | Female | 0 | 0 | 0 | 0 | 0 | 0 | 0 |
| All Other Gambling | Male | 0 | 0 | 0 | 0 | 0 | 0 | 0 |
| | Female | 0 | 0 | 0 | 0 | 0 | 0 | 0 |
| Total Gambling Violations: | | | | | | | | |
| | Male | 0 | 0 | 0 | 0 | 0 | 0 | 0 |
| | Female | 0 | 0 | 0 | 0 | 0 | 0 | 0 |

Miscellaneous:

| | | 25-29 | 30-34 | 35-39 | 40-44 | 45-49 | 50-54 | 55-59 |
|--|--------|--------------|--------------|--------------|--------------|--------------|--------------|--------------|
| Offenses Against the Family and Children | Male | 0 | 0 | 0 | 0 | 0 | 0 | 0 |
| | Female | 0 | 0 | 0 | 0 | 0 | 0 | 0 |
| Driving Under the Influence | Male | 0 | 0 | 0 | 0 | 1 | 0 | 0 |
| | Female | 0 | 0 | 0 | 0 | 0 | 0 | 0 |
| Liquor Laws | Male | 0 | 0 | 0 | 0 | 0 | 0 | 0 |
| | Female | 0 | 0 | 0 | 0 | 0 | 0 | 0 |
| Drunkenness | Male | 0 | 0 | 0 | 0 | 0 | 0 | 0 |
| | Female | 0 | 0 | 0 | 0 | 0 | 0 | 0 |
| Disorderly Conduct | Male | 0 | 0 | 0 | 0 | 0 | 0 | 0 |
| | Female | 0 | 0 | 0 | 0 | 0 | 0 | 0 |
| Vagrancy | Male | 0 | 1 | 0 | 0 | 0 | 0 | 0 |
| | Female | 0 | 1 | 0 | 1 | 0 | 0 | 0 |
| All Other Offenses (Except Traffic) | Male | 4 | 4 | 1 | 5 | 4 | 0 | 0 |
| | Female | 2 | 0 | 1 | 0 | 1 | 2 | 0 |
| Suspicion | Male | 0 | 0 | 0 | 0 | 0 | 0 | 0 |
| | Female | 0 | 0 | 0 | 0 | 0 | 0 | 0 |
| Total Miscellaneous Violations: | | | | | | | | |
| | Male | 4 | 5 | 1 | 5 | 5 | 0 | 0 |
| | Female | 2 | 1 | 1 | 1 | 1 | 2 | 0 |

Human Trafficking:

| | | 25-29 | 30-34 | 35-39 | 40-44 | 45-49 | 50-54 | 55-59 |
|--|--------|--------------|--------------|--------------|--------------|--------------|--------------|--------------|
| Human Trafficking/ Commercial Sex Acts | Male | 0 | 0 | 0 | 0 | 0 | 0 | 0 |
| | Female | 0 | 0 | 0 | 0 | 0 | 0 | 0 |
| Human Trafficking/ Involuntary Servitude | Male | 0 | 0 | 0 | 0 | 0 | 0 | 0 |
| | Female | 0 | 0 | 0 | 0 | 0 | 0 | 0 |
| Total Human Trafficking Violations: | | | | | | | | |
| | Male | 0 | 0 | 0 | 0 | 0 | 0 | 0 |
| | Female | 0 | 0 | 0 | 0 | 0 | 0 | 0 |

2016 College of Southern Nevada PD Arrests - Adult
25 - 59 Years of Age

| Index Crime: | | 25-29 | 30-34 | 35-39 | 40-44 | 45-49 | 50-54 | 55-59 |
|--|--------|-------|-------|-------|-------|-------|-------|-------|
| Murder and Nonnegligent Manslaughter | Male | 0 | 0 | 0 | 0 | 0 | 0 | 0 |
| | Female | 0 | 0 | 0 | 0 | 0 | 0 | 0 |
| Manslaughter by Negligence | Male | 0 | 0 | 0 | 0 | 0 | 0 | 0 |
| | Female | 0 | 0 | 0 | 0 | 0 | 0 | 0 |
| Rape | Male | 0 | 0 | 0 | 0 | 0 | 0 | 0 |
| | Female | 0 | 0 | 0 | 0 | 0 | 0 | 0 |
| Robbery | Male | 0 | 0 | 0 | 0 | 0 | 0 | 0 |
| | Female | 0 | 0 | 0 | 0 | 0 | 0 | 0 |
| Aggravated Assault (Return A - 4a-d) | Male | 0 | 0 | 0 | 0 | 0 | 0 | 0 |
| | Female | 0 | 0 | 0 | 0 | 0 | 0 | 0 |
| Burglary - Breaking or Entering | Male | 0 | 0 | 0 | 0 | 0 | 0 | 0 |
| | Female | 0 | 0 | 0 | 0 | 0 | 0 | 0 |
| Larceny - Theft (Except Motor Vehicle Theft) | Male | 0 | 0 | 0 | 0 | 0 | 0 | 0 |
| | Female | 0 | 0 | 0 | 0 | 0 | 0 | 0 |
| Motor Vehicle Theft | Male | 0 | 0 | 0 | 1 | 0 | 0 | 0 |
| | Female | 0 | 0 | 0 | 0 | 0 | 0 | 0 |
| Arson | Male | 0 | 0 | 0 | 0 | 0 | 0 | 0 |
| | Female | 0 | 0 | 0 | 0 | 0 | 0 | 0 |
| Total Index Crimes Violations: Male | | 0 | 0 | 0 | 1 | 0 | 0 | 0 |
| Female | | 0 | 0 | 0 | 0 | 0 | 0 | 0 |

| Other Offenses: | | 25-29 | 30-34 | 35-39 | 40-44 | 45-49 | 50-54 | 55-59 |
|--|--------|-------|-------|-------|-------|-------|-------|-------|
| Other Assaults (Return A - 4e) | Male | 0 | 0 | 0 | 0 | 0 | 0 | 0 |
| | Female | 0 | 0 | 0 | 0 | 0 | 0 | 0 |
| Forgery and Counterfeiting | Male | 0 | 0 | 0 | 0 | 0 | 0 | 0 |
| | Female | 0 | 0 | 0 | 0 | 0 | 0 | 0 |
| Fraud | Male | 0 | 0 | 0 | 0 | 0 | 0 | 0 |
| | Female | 0 | 0 | 0 | 0 | 0 | 0 | 0 |
| Embezzlement | Male | 0 | 0 | 0 | 0 | 0 | 0 | 0 |
| | Female | 0 | 0 | 0 | 0 | 0 | 0 | 0 |
| Stolen Property; Buying, Receiving, Possessing | Male | 0 | 0 | 0 | 0 | 0 | 0 | 0 |
| | Female | 0 | 0 | 0 | 0 | 0 | 0 | 0 |
| Vandalism | Male | 0 | 0 | 0 | 0 | 0 | 0 | 0 |
| | Female | 0 | 0 | 0 | 0 | 0 | 0 | 0 |
| Weapons; Carrying, Possessing, etc. | Male | 0 | 0 | 0 | 0 | 0 | 0 | 0 |
| | Female | 0 | 0 | 0 | 0 | 0 | 0 | 0 |
| Total Other Offense Violations: Male | | 0 | 0 | 0 | 0 | 0 | 0 | 0 |
| Female | | 0 | 0 | 0 | 0 | 0 | 0 | 0 |

| Prostitution and Commercialized Vice: | | 25-29 | 30-34 | 35-39 | 40-44 | 45-49 | 50-54 | 55-59 |
|---|--------|-------|-------|-------|-------|-------|-------|-------|
| Prostitution | Male | 0 | 0 | 0 | 0 | 0 | 0 | 0 |
| | Female | 0 | 0 | 0 | 0 | 0 | 0 | 0 |
| Assisting or Promoting Prostitution | Male | 0 | 0 | 0 | 0 | 0 | 0 | 0 |
| | Female | 0 | 0 | 0 | 0 | 0 | 0 | 0 |
| Purchasing Prostitution | Male | 0 | 0 | 0 | 0 | 0 | 0 | 0 |
| | Female | 0 | 0 | 0 | 0 | 0 | 0 | 0 |
| Sex Offenses (Except Forcible Rape and Prostitution) | Male | 0 | 0 | 0 | 0 | 0 | 0 | 0 |
| | Female | 0 | 0 | 0 | 0 | 0 | 0 | 0 |
| Total Prostitution & Commercialized Vice Violations: Male | | 0 | 0 | 0 | 0 | 0 | 0 | 0 |
| Female | | 0 | 0 | 0 | 0 | 0 | 0 | 0 |

2016 College of Southern Nevada PD Arrests - Adult
25 - 59 Years of Age

Drug Abuse Violations:

| Sale/Manufacturing: | | 25-29 | 30-34 | 35-39 | 40-44 | 45-49 | 50-54 | 55-59 |
|--|--------|--------------|--------------|--------------|--------------|--------------|--------------|--------------|
| Opium or Cocaine and Their Derivatives (Morphine, Heroin, Codeine) | Male | 0 | 0 | 0 | 0 | 0 | 0 | 0 |
| | Female | 0 | 0 | 0 | 0 | 0 | 0 | 0 |
| Marijuana | Male | 0 | 0 | 0 | 0 | 0 | 0 | 0 |
| | Female | 0 | 0 | 0 | 0 | 0 | 0 | 0 |
| Synthetic Narcotics - Manufactured Narcotics Which Can Cause True Drug Addiction (Demerol, Methadones) | Male | 0 | 0 | 0 | 0 | 0 | 0 | 0 |
| | Female | 0 | 0 | 0 | 0 | 0 | 0 | 0 |
| Other - Dangerous Nonnarcotic Drugs (Barbiturates, Benzedrine) | Male | 0 | 0 | 0 | 0 | 0 | 0 | 0 |
| | Female | 0 | 0 | 0 | 0 | 0 | 0 | 0 |
| Possession: | | | | | | | | |
| Opium or Cocaine and Their Derivatives (Morphine, Heroin, Codeine) | Male | 0 | 0 | 0 | 0 | 0 | 0 | 0 |
| | Female | 0 | 0 | 0 | 0 | 0 | 0 | 0 |
| Marijuana | Male | 3 | 0 | 1 | 0 | 0 | 0 | 0 |
| | Female | 2 | 1 | 0 | 0 | 0 | 0 | 0 |
| Synthetic Narcotics - Manufactured Narcotics Which Can Cause True Drug Addiction (Demerol, Methadones) | Male | 0 | 0 | 0 | 0 | 0 | 0 | 0 |
| | Female | 0 | 1 | 0 | 0 | 0 | 0 | 0 |
| Other - Dangerous Nonnarcotic Drugs (Barbiturates, Benzedrine) | Male | 0 | 0 | 0 | 0 | 0 | 0 | 0 |
| | Female | 0 | 0 | 0 | 0 | 0 | 0 | 0 |
| Total Drug Abuse Violations: | | | | | | | | |
| | Male | 3 | 0 | 1 | 0 | 0 | 0 | 0 |
| | Female | 2 | 2 | 0 | 0 | 0 | 0 | 0 |

Gambling:

| | | 25-29 | 30-34 | 35-39 | 40-44 | 45-49 | 50-54 | 55-59 |
|-----------------------------------|--------|--------------|--------------|--------------|--------------|--------------|--------------|--------------|
| Bookmaking (Horse and Sport Book) | Male | 0 | 0 | 0 | 0 | 0 | 0 | 0 |
| | Female | 0 | 0 | 0 | 0 | 0 | 0 | 0 |
| Numbers and Lottery | Male | 0 | 0 | 0 | 0 | 0 | 0 | 0 |
| | Female | 0 | 0 | 0 | 0 | 0 | 0 | 0 |
| All Other Gambling | Male | 0 | 0 | 0 | 0 | 0 | 0 | 0 |
| | Female | 0 | 0 | 0 | 0 | 0 | 0 | 0 |
| Total Gambling Violations: | | | | | | | | |
| | Male | 0 | 0 | 0 | 0 | 0 | 0 | 0 |
| | Female | 0 | 0 | 0 | 0 | 0 | 0 | 0 |

Miscellaneous:

| | | 25-29 | 30-34 | 35-39 | 40-44 | 45-49 | 50-54 | 55-59 |
|--|--------|--------------|--------------|--------------|--------------|--------------|--------------|--------------|
| Offenses Against the Family and Children | Male | 0 | 0 | 0 | 0 | 0 | 0 | 0 |
| | Female | 0 | 0 | 0 | 0 | 0 | 0 | 0 |
| Driving Under the Influence | Male | 0 | 0 | 0 | 0 | 0 | 0 | 0 |
| | Female | 0 | 0 | 0 | 0 | 0 | 0 | 0 |
| Liquor Laws | Male | 0 | 2 | 0 | 0 | 0 | 0 | 0 |
| | Female | 0 | 0 | 1 | 0 | 0 | 0 | 0 |
| Drunkenness | Male | 0 | 0 | 0 | 0 | 0 | 0 | 0 |
| | Female | 0 | 0 | 0 | 0 | 0 | 0 | 0 |
| Disorderly Conduct | Male | 0 | 0 | 0 | 0 | 0 | 0 | 0 |
| | Female | 0 | 0 | 0 | 0 | 0 | 0 | 0 |
| Vagrancy | Male | 0 | 0 | 0 | 0 | 0 | 0 | 0 |
| | Female | 0 | 0 | 0 | 0 | 0 | 0 | 0 |
| All Other Offenses (Except Traffic) | Male | 0 | 2 | 1 | 0 | 0 | 0 | 3 |
| | Female | 1 | 1 | 0 | 0 | 0 | 0 | 0 |
| Suspicion | Male | 0 | 0 | 0 | 0 | 0 | 0 | 0 |
| | Female | 0 | 0 | 0 | 0 | 0 | 0 | 0 |
| Total Miscellaneous Violations: | | | | | | | | |
| | Male | 0 | 4 | 1 | 0 | 0 | 0 | 3 |
| | Female | 1 | 1 | 1 | 0 | 0 | 0 | 0 |

Human Trafficking:

| | | 25-29 | 30-34 | 35-39 | 40-44 | 45-49 | 50-54 | 55-59 |
|--|--------|--------------|--------------|--------------|--------------|--------------|--------------|--------------|
| Human Trafficking/ Commercial Sex Acts | Male | 0 | 0 | 0 | 0 | 0 | 0 | 0 |
| | Female | 0 | 0 | 0 | 0 | 0 | 0 | 0 |
| Human Trafficking/ Involuntary Servitude | Male | 0 | 0 | 0 | 0 | 0 | 0 | 0 |
| | Female | 0 | 0 | 0 | 0 | 0 | 0 | 0 |
| Total Human Trafficking Violations: | | | | | | | | |
| | Male | 0 | 0 | 0 | 0 | 0 | 0 | 0 |
| | Female | 0 | 0 | 0 | 0 | 0 | 0 | 0 |

2016 Henderson PD Arrests - Adult
25 - 59 Years of Age

| Index Crime: | | 25-29 | 30-34 | 35-39 | 40-44 | 45-49 | 50-54 | 55-59 |
|--|--------|-------|-------|-------|-------|-------|-------|-------|
| Murder and Nonnegligent Manslaughter | Male | 1 | 0 | 0 | 0 | 1 | 0 | 0 |
| | Female | 0 | 0 | 0 | 0 | 0 | 0 | 0 |
| Manslaughter by Negligence | Male | 0 | 0 | 0 | 0 | 0 | 0 | 0 |
| | Female | 0 | 0 | 1 | 0 | 0 | 0 | 0 |
| Rape | Male | 4 | 0 | 2 | 1 | 1 | 0 | 1 |
| | Female | 0 | 0 | 0 | 0 | 0 | 0 | 0 |
| Robbery | Male | 12 | 10 | 5 | 3 | 1 | 2 | 0 |
| | Female | 7 | 3 | 2 | 1 | 0 | 0 | 0 |
| Aggravated Assault (Return A - 4a-d) | Male | 23 | 12 | 11 | 12 | 7 | 4 | 5 |
| | Female | 7 | 3 | 9 | 4 | 1 | 3 | 0 |
| Burglary - Breaking or Entering | Male | 30 | 27 | 25 | 9 | 6 | 7 | 2 |
| | Female | 10 | 7 | 5 | 7 | 6 | 0 | 0 |
| Larceny - Theft (Except Motor Vehicle Theft) | Male | 95 | 73 | 53 | 24 | 22 | 26 | 12 |
| | Female | 74 | 60 | 53 | 25 | 18 | 20 | 9 |
| Motor Vehicle Theft | Male | 8 | 2 | 2 | 3 | 1 | 0 | 1 |
| | Female | 2 | 4 | 0 | 1 | 0 | 0 | 0 |
| Arson | Male | 1 | 0 | 0 | 1 | 0 | 1 | 0 |
| | Female | 1 | 0 | 1 | 0 | 0 | 0 | 0 |
| Total Index Crimes Violations: | | | | | | | | |
| | Male | 174 | 124 | 98 | 53 | 39 | 40 | 21 |
| | Female | 101 | 77 | 71 | 38 | 25 | 23 | 9 |

| Other Offenses: | | 25-29 | 30-34 | 35-39 | 40-44 | 45-49 | 50-54 | 55-59 |
|--|--------|-------|-------|-------|-------|-------|-------|-------|
| Other Assaults (Return A - 4e) | Male | 164 | 121 | 114 | 67 | 53 | 48 | 32 |
| | Female | 86 | 73 | 57 | 42 | 37 | 30 | 12 |
| Forgery and Counterfeiting | Male | 5 | 3 | 2 | 2 | 2 | 0 | 0 |
| | Female | 5 | 2 | 1 | 2 | 0 | 0 | 0 |
| Fraud | Male | 13 | 14 | 7 | 7 | 8 | 4 | 0 |
| | Female | 10 | 5 | 6 | 1 | 3 | 0 | 1 |
| Embezzlement | Male | 0 | 1 | 0 | 2 | 1 | 2 | 0 |
| | Female | 2 | 5 | 2 | 1 | 0 | 0 | 1 |
| Stolen Property; Buying, Receiving, Possessing | Male | 22 | 22 | 8 | 8 | 8 | 4 | 1 |
| | Female | 4 | 6 | 2 | 5 | 1 | 1 | 1 |
| Vandalism | Male | 10 | 9 | 5 | 2 | 3 | 1 | 0 |
| | Female | 0 | 3 | 1 | 1 | 1 | 1 | 0 |
| Weapons; Carrying, Possessing, etc. | Male | 14 | 9 | 7 | 7 | 2 | 5 | 1 |
| | Female | 1 | 1 | 0 | 0 | 1 | 1 | 0 |
| Total Other Offense Violations: | | | | | | | | |
| | Male | 228 | 179 | 143 | 95 | 77 | 64 | 34 |
| | Female | 108 | 95 | 69 | 52 | 43 | 33 | 15 |

| Prostitution and Commercialized Vice: | | 25-29 | 30-34 | 35-39 | 40-44 | 45-49 | 50-54 | 55-59 |
|--|--------|-------|-------|-------|-------|-------|-------|-------|
| Prostitution | Male | 0 | 0 | 1 | 0 | 0 | 0 | 0 |
| | Female | 0 | 0 | 0 | 0 | 0 | 1 | 0 |
| Assisting or Promoting Prostitution | Male | 0 | 0 | 0 | 0 | 0 | 0 | 0 |
| | Female | 0 | 0 | 0 | 0 | 0 | 0 | 0 |
| Purchasing Prostitution | Male | 0 | 0 | 0 | 0 | 0 | 0 | 0 |
| | Female | 0 | 0 | 0 | 0 | 0 | 0 | 0 |
| Sex Offenses (Except Forcible Rape and Prostitution) | Male | 5 | 2 | 4 | 5 | 2 | 3 | 3 |
| | Female | 1 | 0 | 1 | 1 | 0 | 0 | 0 |
| Total Prostitution & Commercialized Vice Violations: | | | | | | | | |
| | Male | 5 | 2 | 5 | 5 | 2 | 3 | 3 |
| | Female | 1 | 0 | 1 | 1 | 0 | 1 | 0 |

2016 Henderson PD Arrests - Adult
25 - 59 Years of Age

Drug Abuse Violations:

| Sale/Manufacturing: | | 25-29 | 30-34 | 35-39 | 40-44 | 45-49 | 50-54 | 55-59 |
|--|--------|--------------|--------------|--------------|--------------|--------------|--------------|--------------|
| Opium or Cocaine and Their Derivatives (Morphine, Heroin, Codeine) | Male | 0 | 0 | 0 | 0 | 0 | 0 | 0 |
| | Female | 0 | 0 | 0 | 0 | 0 | 0 | 0 |
| Marijuana | Male | 0 | 0 | 0 | 0 | 0 | 0 | 0 |
| | Female | 0 | 0 | 0 | 0 | 0 | 0 | 0 |
| Synthetic Narcotics - Manufactured Narcotics Which Can Cause True Drug Addiction (Demerol, Methadones) | Male | 0 | 0 | 0 | 0 | 0 | 0 | 0 |
| | Female | 0 | 0 | 0 | 0 | 0 | 0 | 0 |
| Other - Dangerous Nonnarcotic Drugs (Barbiturates, Benzedrine) | Male | 9 | 9 | 4 | 6 | 1 | 2 | 2 |
| | Female | 3 | 3 | 1 | 2 | 2 | 1 | 0 |
| Possession: | | | | | | | | |
| Opium or Cocaine and Their Derivatives (Morphine, Heroin, Codeine) | Male | 0 | 0 | 0 | 0 | 0 | 0 | 0 |
| | Female | 0 | 0 | 0 | 0 | 0 | 0 | 0 |
| Marijuana | Male | 45 | 34 | 23 | 10 | 5 | 5 | 4 |
| | Female | 18 | 8 | 2 | 2 | 1 | 1 | 0 |
| Synthetic Narcotics - Manufactured Narcotics Which Can Cause True Drug Addiction (Demerol, Methadones) | Male | 0 | 0 | 0 | 0 | 0 | 0 | 0 |
| | Female | 0 | 0 | 0 | 0 | 0 | 0 | 0 |
| Other - Dangerous Nonnarcotic Drugs (Barbiturates, Benzedrine) | Male | 65 | 27 | 34 | 32 | 24 | 10 | 9 |
| | Female | 26 | 22 | 19 | 12 | 6 | 6 | 1 |
| Total Drug Abuse Violations: | | | | | | | | |
| | Male | 119 | 70 | 61 | 48 | 30 | 17 | 15 |
| | Female | 47 | 33 | 22 | 16 | 9 | 8 | 1 |

Gambling:

| | | 25-29 | 30-34 | 35-39 | 40-44 | 45-49 | 50-54 | 55-59 |
|-----------------------------------|--------|--------------|--------------|--------------|--------------|--------------|--------------|--------------|
| Bookmaking (Horse and Sport Book) | Male | 0 | 0 | 0 | 0 | 0 | 0 | 0 |
| | Female | 0 | 0 | 0 | 0 | 0 | 0 | 0 |
| Numbers and Lottery | Male | 0 | 0 | 0 | 0 | 0 | 0 | 0 |
| | Female | 0 | 0 | 0 | 0 | 0 | 0 | 0 |
| All Other Gambling | Male | 0 | 0 | 0 | 0 | 0 | 0 | 0 |
| | Female | 0 | 0 | 0 | 0 | 0 | 0 | 0 |
| Total Gambling Violations: | | | | | | | | |
| | Male | 0 | 0 | 0 | 0 | 0 | 0 | 0 |
| | Female | 0 | 0 | 0 | 0 | 0 | 0 | 0 |

Miscellaneous:

| | | 25-29 | 30-34 | 35-39 | 40-44 | 45-49 | 50-54 | 55-59 |
|--|--------|--------------|--------------|--------------|--------------|--------------|--------------|--------------|
| Offenses Against the Family and Children | Male | 3 | 8 | 9 | 3 | 5 | 1 | 0 |
| | Female | 7 | 8 | 3 | 3 | 1 | 0 | 0 |
| Driving Under the Influence | Male | 63 | 53 | 42 | 31 | 31 | 17 | 22 |
| | Female | 22 | 17 | 20 | 23 | 23 | 19 | 11 |
| Liquor Laws | Male | 7 | 5 | 9 | 7 | 8 | 8 | 7 |
| | Female | 0 | 2 | 1 | 1 | 0 | 0 | 1 |
| Drunkenness | Male | 0 | 0 | 0 | 0 | 0 | 0 | 0 |
| | Female | 0 | 0 | 0 | 0 | 0 | 0 | 0 |
| Disorderly Conduct | Male | 1 | 1 | 2 | 1 | 0 | 4 | 0 |
| | Female | 0 | 0 | 1 | 0 | 0 | 0 | 0 |
| Vagrancy | Male | 0 | 1 | 0 | 0 | 0 | 0 | 0 |
| | Female | 0 | 0 | 1 | 0 | 1 | 0 | 0 |
| All Other Offenses (Except Traffic) | Male | 682 | 498 | 402 | 303 | 245 | 202 | 126 |
| | Female | 285 | 225 | 184 | 138 | 90 | 75 | 40 |
| Suspicion | Male | 0 | 0 | 0 | 0 | 0 | 0 | 0 |
| | Female | 0 | 0 | 0 | 0 | 0 | 0 | 0 |
| Total Miscellaneous Violations: | | | | | | | | |
| | Male | 756 | 566 | 464 | 345 | 289 | 232 | 155 |
| | Female | 314 | 252 | 210 | 165 | 115 | 94 | 52 |

Human Trafficking:

| | | 25-29 | 30-34 | 35-39 | 40-44 | 45-49 | 50-54 | 55-59 |
|--|--------|--------------|--------------|--------------|--------------|--------------|--------------|--------------|
| Human Trafficking/ Commercial Sex Acts | Male | 0 | 0 | 0 | 0 | 0 | 0 | 0 |
| | Female | 0 | 0 | 0 | 0 | 0 | 0 | 0 |
| Human Trafficking/ Involuntary Servitude | Male | 0 | 0 | 0 | 0 | 0 | 0 | 0 |
| | Female | 0 | 0 | 0 | 0 | 0 | 0 | 0 |
| Total Human Trafficking Violations: | | | | | | | | |
| | Male | 0 | 0 | 0 | 0 | 0 | 0 | 0 |
| | Female | 0 | 0 | 0 | 0 | 0 | 0 | 0 |

2016 Las Vegas Metro Arrests - Adult
25 - 59 Years of Age

| Index Crime: | | 25-29 | 30-34 | 35-39 | 40-44 | 45-49 | 50-54 | 55-59 |
|--|--------|--------------|------------|------------|------------|------------|------------|------------|
| Murder and Nonnegligent Manslaughter | Male | 21 | 19 | 4 | 2 | 5 | 3 | 1 |
| | Female | 4 | 1 | 3 | 1 | 0 | 2 | 0 |
| Manslaughter by Negligence | Male | 0 | 0 | 0 | 0 | 0 | 0 | 0 |
| | Female | 0 | 0 | 0 | 0 | 0 | 0 | 0 |
| Rape | Male | 20 | 21 | 14 | 17 | 13 | 5 | 6 |
| | Female | 1 | 0 | 1 | 2 | 0 | 0 | 0 |
| Robbery | Male | 188 | 138 | 90 | 53 | 50 | 31 | 17 |
| | Female | 69 | 40 | 19 | 14 | 11 | 9 | 1 |
| Aggravated Assault (Return A - 4a-d) | Male | 347 | 289 | 273 | 182 | 123 | 123 | 77 |
| | Female | 153 | 101 | 94 | 60 | 61 | 50 | 24 |
| Burglary - Breaking or Entering | Male | 149 | 111 | 87 | 35 | 40 | 35 | 11 |
| | Female | 35 | 35 | 26 | 16 | 12 | 6 | 3 |
| Larceny - Theft (Except Motor Vehicle Theft) | Male | 354 | 299 | 234 | 149 | 143 | 118 | 85 |
| | Female | 234 | 194 | 124 | 94 | 78 | 53 | 19 |
| Motor Vehicle Theft | Male | 48 | 41 | 33 | 17 | 10 | 8 | 1 |
| | Female | 26 | 13 | 5 | 5 | 3 | 4 | 1 |
| Arson | Male | 1 | 2 | 0 | 0 | 0 | 1 | 0 |
| | Female | 1 | 0 | 0 | 0 | 1 | 0 | 1 |
| Total Index Crimes Violations: | | | | | | | | |
| | Male | 1,128 | 920 | 735 | 455 | 384 | 324 | 198 |
| | Female | 523 | 384 | 272 | 192 | 166 | 124 | 49 |

| Other Offenses: | | 25-29 | 30-34 | 35-39 | 40-44 | 45-49 | 50-54 | 55-59 |
|--|--------|--------------|--------------|--------------|------------|------------|------------|------------|
| Other Assaults (Return A - 4e) | Male | 1,223 | 1,028 | 785 | 543 | 467 | 364 | 236 |
| | Female | 619 | 437 | 352 | 226 | 195 | 169 | 77 |
| Forgery and Counterfeiting | Male | 59 | 50 | 35 | 12 | 19 | 14 | 4 |
| | Female | 35 | 33 | 19 | 19 | 11 | 5 | 5 |
| Fraud | Male | 101 | 127 | 104 | 55 | 58 | 39 | 22 |
| | Female | 60 | 72 | 44 | 24 | 11 | 10 | 3 |
| Embezzlement | Male | 27 | 19 | 29 | 13 | 7 | 5 | 0 |
| | Female | 23 | 16 | 8 | 4 | 9 | 4 | 0 |
| Stolen Property; Buying, Receiving, Possessing | Male | 171 | 157 | 122 | 95 | 41 | 35 | 4 |
| | Female | 45 | 33 | 22 | 15 | 8 | 6 | 1 |
| Vandalism | Male | 94 | 102 | 52 | 44 | 26 | 24 | 17 |
| | Female | 23 | 25 | 16 | 12 | 10 | 5 | 4 |
| Weapons; Carrying, Possessing, etc. | Male | 218 | 206 | 121 | 93 | 50 | 50 | 20 |
| | Female | 25 | 20 | 12 | 12 | 3 | 2 | 1 |
| Total Other Offense Violations: | | | | | | | | |
| | Male | 1,893 | 1,689 | 1,248 | 855 | 668 | 531 | 303 |
| | Female | 830 | 636 | 473 | 312 | 247 | 201 | 91 |

| Prostitution and Commercialized Vice: | | 25-29 | 30-34 | 35-39 | 40-44 | 45-49 | 50-54 | 55-59 |
|---|--------|------------|------------|------------|-----------|-----------|-----------|-----------|
| Prostitution | Male | 39 | 34 | 28 | 30 | 20 | 12 | 7 |
| | Female | 640 | 257 | 121 | 67 | 51 | 21 | 13 |
| Assisting or Promoting Prostitution | Male | 5 | 3 | 2 | 3 | 1 | 0 | 0 |
| | Female | 3 | 1 | 1 | 1 | 0 | 0 | 0 |
| Purchasing Prostitution | Male | 6 | 4 | 5 | 8 | 6 | 2 | 2 |
| | Female | 1 | 1 | 0 | 0 | 0 | 0 | 0 |
| Sex Offenses (Except Forcible Rape and Prostitution) | Male | 59 | 58 | 60 | 37 | 37 | 57 | 46 |
| | Female | 10 | 5 | 6 | 6 | 3 | 6 | 1 |
| Total Prostitution & Commercialized Vice Violations: | | | | | | | | |
| | Male | 109 | 99 | 95 | 78 | 64 | 71 | 55 |
| | Female | 654 | 264 | 128 | 74 | 54 | 27 | 14 |

2016 Las Vegas Metro Arrests - Adult
25 - 59 Years of Age

Drug Abuse Violations:

| Sale/Manufacturing: | | 25-29 | 30-34 | 35-39 | 40-44 | 45-49 | 50-54 | 55-59 |
|--|--------|--------------|--------------|--------------|--------------|--------------|--------------|--------------|
| Opium or Cocaine and Their Derivatives (Morphine, Heroin, Codeine) | Male | 81 | 56 | 38 | 23 | 22 | 15 | 12 |
| | Female | 9 | 7 | 2 | 6 | 2 | 0 | 0 |
| Marijuana | Male | 102 | 68 | 51 | 25 | 22 | 11 | 5 |
| | Female | 11 | 3 | 2 | 1 | 1 | 0 | 0 |
| Synthetic Narcotics - Manufactured Narcotics Which Can Cause True Drug Addiction (Demerol, Methadones) | Male | 26 | 40 | 23 | 22 | 22 | 20 | 6 |
| | Female | 6 | 8 | 7 | 3 | 3 | 1 | 1 |
| Other - Dangerous Nonnarcotic Drugs (Barbiturates, Benzedrine) | Male | 46 | 53 | 39 | 32 | 22 | 22 | 7 |
| | Female | 6 | 13 | 9 | 6 | 4 | 2 | 4 |
| Possession: | | | | | | | | |
| Opium or Cocaine and Their Derivatives (Morphine, Heroin, Codeine) | Male | 153 | 97 | 83 | 48 | 33 | 47 | 25 |
| | Female | 56 | 29 | 23 | 20 | 5 | 9 | 7 |
| Marijuana | Male | 605 | 354 | 246 | 155 | 94 | 85 | 60 |
| | Female | 116 | 69 | 38 | 24 | 17 | 10 | 5 |
| Synthetic Narcotics - Manufactured Narcotics Which Can Cause True Drug Addiction (Demerol, Methadones) | Male | 138 | 161 | 136 | 110 | 87 | 96 | 43 |
| | Female | 54 | 56 | 49 | 37 | 16 | 10 | 5 |
| Other - Dangerous Nonnarcotic Drugs (Barbiturates, Benzedrine) | Male | 217 | 214 | 188 | 140 | 111 | 114 | 62 |
| | Female | 80 | 62 | 43 | 41 | 21 | 25 | 10 |
| Total Drug Abuse Violations: | | | | | | | | |
| | Male | 1,368 | 1,043 | 804 | 555 | 413 | 410 | 220 |
| | Female | 338 | 247 | 173 | 138 | 69 | 57 | 32 |

Gambling:

| | | 25-29 | 30-34 | 35-39 | 40-44 | 45-49 | 50-54 | 55-59 |
|-----------------------------------|--------|--------------|--------------|--------------|--------------|--------------|--------------|--------------|
| Bookmaking (Horse and Sport Book) | Male | 0 | 0 | 0 | 0 | 0 | 0 | 0 |
| | Female | 0 | 0 | 0 | 0 | 0 | 0 | 0 |
| Numbers and Lottery | Male | 0 | 0 | 0 | 0 | 0 | 0 | 0 |
| | Female | 0 | 0 | 0 | 0 | 0 | 0 | 0 |
| All Other Gambling | Male | 0 | 0 | 0 | 0 | 0 | 0 | 0 |
| | Female | 0 | 0 | 0 | 0 | 0 | 0 | 0 |
| Total Gambling Violations: | | | | | | | | |
| | Male | 0 | 0 | 0 | 0 | 0 | 0 | 0 |
| | Female | 0 | 0 | 0 | 0 | 0 | 0 | 0 |

Miscellaneous:

| | | 25-29 | 30-34 | 35-39 | 40-44 | 45-49 | 50-54 | 55-59 |
|--|--------|--------------|--------------|--------------|--------------|--------------|--------------|--------------|
| Offenses Against the Family and Children | Male | 11 | 15 | 10 | 4 | 2 | 3 | 3 |
| | Female | 26 | 20 | 11 | 9 | 3 | 1 | 1 |
| Driving Under the Influence | Male | 623 | 502 | 393 | 285 | 237 | 201 | 125 |
| | Female | 279 | 185 | 143 | 103 | 97 | 68 | 44 |
| Liquor Laws | Male | 89 | 136 | 97 | 64 | 93 | 152 | 95 |
| | Female | 13 | 15 | 16 | 13 | 11 | 17 | 7 |
| Drunkenness | Male | 0 | 0 | 0 | 0 | 0 | 0 | 0 |
| | Female | 0 | 0 | 0 | 0 | 0 | 0 | 0 |
| Disorderly Conduct | Male | 54 | 36 | 25 | 18 | 9 | 14 | 15 |
| | Female | 10 | 14 | 7 | 5 | 5 | 3 | 6 |
| Vagrancy | Male | 92 | 140 | 187 | 78 | 120 | 149 | 100 |
| | Female | 18 | 11 | 18 | 18 | 46 | 10 | 12 |
| All Other Offenses (Except Traffic) | Male | 2,938 | 2,903 | 2,267 | 1,598 | 1,460 | 1,453 | 1,012 |
| | Female | 1,667 | 1,055 | 663 | 479 | 387 | 270 | 98 |
| Suspicion | Male | 0 | 0 | 0 | 0 | 0 | 0 | 0 |
| | Female | 0 | 0 | 0 | 0 | 0 | 0 | 0 |
| Total Miscellaneous Violations: | | | | | | | | |
| | Male | 3,807 | 3,732 | 2,979 | 2,047 | 1,921 | 1,972 | 1,350 |
| | Female | 2,013 | 1,300 | 858 | 627 | 549 | 369 | 168 |

Human Trafficking:

| | | 25-29 | 30-34 | 35-39 | 40-44 | 45-49 | 50-54 | 55-59 |
|--|--------|--------------|--------------|--------------|--------------|--------------|--------------|--------------|
| Human Trafficking/ Commercial Sex Acts | Male | 7 | 4 | 3 | 2 | 1 | 0 | 0 |
| | Female | 0 | 0 | 1 | 0 | 0 | 0 | 0 |
| Human Trafficking/ Involuntary Servitude | Male | 2 | 1 | 1 | 0 | 0 | 0 | 0 |
| | Female | 1 | 0 | 0 | 0 | 0 | 0 | 0 |
| Total Human Trafficking Violations: | | | | | | | | |
| | Male | 9 | 5 | 4 | 2 | 1 | 0 | 0 |
| | Female | 1 | 0 | 1 | 0 | 0 | 0 | 0 |

2016 Mesquite PD Arrests - Adult
25 - 59 Years of Age

| Index Crime: | | 25-29 | 30-34 | 35-39 | 40-44 | 45-49 | 50-54 | 55-59 |
|--|--------|-------|-------|-------|-------|-------|-------|-------|
| Murder and Nonnegligent Manslaughter | Male | 0 | 0 | 0 | 0 | 0 | 0 | 0 |
| | Female | 0 | 0 | 0 | 0 | 0 | 0 | 0 |
| Manslaughter by Negligence | Male | 0 | 0 | 0 | 0 | 0 | 0 | 0 |
| | Female | 0 | 0 | 0 | 0 | 0 | 0 | 0 |
| Rape | Male | 0 | 0 | 2 | 0 | 0 | 0 | 0 |
| | Female | 0 | 0 | 0 | 0 | 0 | 0 | 0 |
| Robbery | Male | 0 | 0 | 0 | 0 | 1 | 1 | 0 |
| | Female | 0 | 0 | 0 | 0 | 0 | 0 | 0 |
| Aggravated Assault (Return A - 4a-d) | Male | 1 | 1 | 1 | 0 | 1 | 0 | 0 |
| | Female | 0 | 0 | 0 | 0 | 0 | 0 | 0 |
| Burglary - Breaking or Entering | Male | 1 | 1 | 2 | 0 | 0 | 0 | 1 |
| | Female | 0 | 0 | 1 | 0 | 0 | 0 | 0 |
| Larceny - Theft (Except Motor Vehicle Theft) | Male | 6 | 3 | 12 | 0 | 3 | 0 | 0 |
| | Female | 1 | 5 | 3 | 1 | 5 | 3 | 0 |
| Motor Vehicle Theft | Male | 1 | 0 | 0 | 0 | 0 | 0 | 0 |
| | Female | 0 | 0 | 0 | 0 | 0 | 0 | 0 |
| Arson | Male | 0 | 0 | 0 | 0 | 0 | 0 | 0 |
| | Female | 0 | 0 | 0 | 0 | 0 | 0 | 0 |
| Total Index Crimes Violations: Male | | 9 | 5 | 17 | 0 | 5 | 1 | 1 |
| Female | | 1 | 5 | 4 | 1 | 5 | 3 | 0 |

| Other Offenses: | | 25-29 | 30-34 | 35-39 | 40-44 | 45-49 | 50-54 | 55-59 |
|--|--------|-------|-------|-------|-------|-------|-------|-------|
| Other Assaults (Return A - 4e) | Male | 13 | 6 | 4 | 6 | 11 | 5 | 3 |
| | Female | 9 | 4 | 6 | 4 | 3 | 1 | 1 |
| Forgery and Counterfeiting | Male | 0 | 0 | 0 | 0 | 0 | 0 | 0 |
| | Female | 0 | 0 | 0 | 0 | 0 | 0 | 0 |
| Fraud | Male | 1 | 1 | 0 | 0 | 1 | 0 | 0 |
| | Female | 1 | 0 | 0 | 0 | 0 | 0 | 0 |
| Embezzlement | Male | 0 | 0 | 0 | 0 | 0 | 0 | 0 |
| | Female | 0 | 0 | 0 | 1 | 0 | 0 | 0 |
| Stolen Property; Buying, Receiving, Possessing | Male | 0 | 1 | 2 | 0 | 0 | 1 | 1 |
| | Female | 0 | 1 | 0 | 0 | 1 | 0 | 0 |
| Vandalism | Male | 1 | 2 | 0 | 0 | 0 | 1 | 0 |
| | Female | 1 | 0 | 0 | 1 | 0 | 1 | 1 |
| Weapons; Carrying, Possessing, etc. | Male | 1 | 1 | 2 | 1 | 1 | 0 | 0 |
| | Female | 0 | 0 | 0 | 0 | 0 | 0 | 0 |
| Total Other Offense Violations: Male | | 16 | 11 | 8 | 7 | 13 | 7 | 4 |
| Female | | 11 | 5 | 6 | 6 | 4 | 2 | 2 |

| Prostitution and Commercialized Vice: | | 25-29 | 30-34 | 35-39 | 40-44 | 45-49 | 50-54 | 55-59 |
|---|--------|-------|-------|-------|-------|-------|-------|-------|
| Prostitution | Male | 0 | 1 | 0 | 0 | 0 | 0 | 0 |
| | Female | 0 | 0 | 0 | 0 | 0 | 0 | 0 |
| Assisting or Promoting Prostitution | Male | 0 | 0 | 0 | 0 | 0 | 0 | 0 |
| | Female | 0 | 0 | 0 | 0 | 0 | 0 | 0 |
| Purchasing Prostitution | Male | 0 | 0 | 0 | 0 | 0 | 0 | 0 |
| | Female | 0 | 0 | 0 | 0 | 0 | 0 | 0 |
| Sex Offenses (Except Forcible Rape and Prostitution) | Male | 0 | 0 | 1 | 0 | 0 | 0 | 0 |
| | Female | 0 | 0 | 0 | 0 | 0 | 0 | 0 |
| Total Prostitution & Commercialized Vice Violations: Male | | 0 | 1 | 1 | 0 | 0 | 0 | 0 |
| Female | | 0 | 0 | 0 | 0 | 0 | 0 | 0 |

2016 Mesquite PD Arrests - Adult
25 - 59 Years of Age

Drug Abuse Violations:

| Sale/Manufacturing: | | 25-29 | 30-34 | 35-39 | 40-44 | 45-49 | 50-54 | 55-59 |
|--|--------|--------------|--------------|--------------|--------------|--------------|--------------|--------------|
| Opium or Cocaine and Their Derivatives (Morphine, Heroin, Codeine) | Male | 0 | 1 | 0 | 0 | 0 | 0 | 0 |
| | Female | 0 | 0 | 0 | 0 | 0 | 0 | 0 |
| Marijuana | Male | 0 | 0 | 0 | 0 | 0 | 0 | 0 |
| | Female | 0 | 0 | 0 | 0 | 0 | 0 | 0 |
| Synthetic Narcotics - Manufactured Narcotics Which Can Cause True Drug Addiction (Demerol, Methadones) | Male | 0 | 0 | 0 | 0 | 0 | 0 | 0 |
| | Female | 0 | 0 | 0 | 1 | 0 | 0 | 0 |
| Other - Dangerous Nonnarcotic Drugs (Barbiturates, Benzedrine) | Male | 2 | 8 | 1 | 3 | 0 | 0 | 2 |
| | Female | 1 | 4 | 1 | 0 | 2 | 1 | 1 |
| Possession: | | | | | | | | |
| Opium or Cocaine and Their Derivatives (Morphine, Heroin, Codeine) | Male | 0 | 0 | 0 | 0 | 0 | 0 | 0 |
| | Female | 0 | 0 | 0 | 0 | 0 | 0 | 0 |
| Marijuana | Male | 6 | 6 | 1 | 1 | 1 | 0 | 1 |
| | Female | 4 | 2 | 1 | 1 | 1 | 1 | 0 |
| Synthetic Narcotics - Manufactured Narcotics Which Can Cause True Drug Addiction (Demerol, Methadones) | Male | 0 | 0 | 0 | 0 | 0 | 0 | 0 |
| | Female | 0 | 0 | 0 | 0 | 0 | 0 | 0 |
| Other - Dangerous Nonnarcotic Drugs (Barbiturates, Benzedrine) | Male | 14 | 10 | 10 | 3 | 4 | 2 | 3 |
| | Female | 9 | 3 | 6 | 2 | 3 | 2 | 1 |
| Total Drug Abuse Violations: | | | | | | | | |
| | Male | 22 | 25 | 12 | 7 | 5 | 2 | 6 |
| | Female | 14 | 9 | 8 | 4 | 6 | 4 | 2 |

Gambling:

| | | 25-29 | 30-34 | 35-39 | 40-44 | 45-49 | 50-54 | 55-59 |
|-----------------------------------|--------|--------------|--------------|--------------|--------------|--------------|--------------|--------------|
| Bookmaking (Horse and Sport Book) | Male | 0 | 0 | 0 | 0 | 0 | 0 | 0 |
| | Female | 0 | 0 | 0 | 0 | 0 | 0 | 0 |
| Numbers and Lottery | Male | 0 | 0 | 0 | 0 | 0 | 0 | 0 |
| | Female | 0 | 0 | 0 | 0 | 0 | 0 | 0 |
| All Other Gambling | Male | 0 | 0 | 0 | 0 | 0 | 0 | 0 |
| | Female | 0 | 0 | 0 | 0 | 0 | 0 | 0 |
| Total Gambling Violations: | | | | | | | | |
| | Male | 0 | 0 | 0 | 0 | 0 | 0 | 0 |
| | Female | 0 | 0 | 0 | 0 | 0 | 0 | 0 |

Miscellaneous:

| | | 25-29 | 30-34 | 35-39 | 40-44 | 45-49 | 50-54 | 55-59 |
|--|--------|--------------|--------------|--------------|--------------|--------------|--------------|--------------|
| Offenses Against the Family and Children | Male | 0 | 0 | 0 | 0 | 0 | 0 | 0 |
| | Female | 1 | 0 | 1 | 0 | 0 | 1 | 0 |
| Driving Under the Influence | Male | 7 | 6 | 7 | 4 | 4 | 5 | 3 |
| | Female | 2 | 2 | 1 | 0 | 1 | 3 | 2 |
| Liquor Laws | Male | 0 | 0 | 0 | 0 | 3 | 1 | 1 |
| | Female | 0 | 0 | 0 | 0 | 0 | 0 | 1 |
| Drunkenness | Male | 0 | 0 | 0 | 1 | 1 | 0 | 0 |
| | Female | 0 | 0 | 0 | 0 | 0 | 0 | 0 |
| Disorderly Conduct | Male | 7 | 1 | 6 | 7 | 1 | 3 | 3 |
| | Female | 1 | 5 | 1 | 0 | 0 | 0 | 0 |
| Vagrancy | Male | 0 | 0 | 0 | 0 | 0 | 0 | 0 |
| | Female | 0 | 0 | 0 | 0 | 0 | 0 | 0 |
| All Other Offenses (Except Traffic) | Male | 5 | 4 | 6 | 8 | 3 | 5 | 3 |
| | Female | 2 | 3 | 1 | 0 | 2 | 0 | 3 |
| Suspicion | Male | 0 | 0 | 0 | 0 | 0 | 0 | 0 |
| | Female | 0 | 0 | 0 | 0 | 0 | 0 | 0 |
| Total Miscellaneous Violations: | | | | | | | | |
| | Male | 19 | 11 | 19 | 20 | 12 | 14 | 10 |
| | Female | 6 | 10 | 4 | 0 | 3 | 4 | 6 |

Human Trafficking:

| | | 25-29 | 30-34 | 35-39 | 40-44 | 45-49 | 50-54 | 55-59 |
|--|--------|--------------|--------------|--------------|--------------|--------------|--------------|--------------|
| Human Trafficking/ Commercial Sex Acts | Male | 0 | 0 | 0 | 0 | 0 | 0 | 0 |
| | Female | 0 | 0 | 0 | 0 | 0 | 0 | 0 |
| Human Trafficking/ Involuntary Servitude | Male | 0 | 0 | 0 | 0 | 0 | 0 | 0 |
| | Female | 0 | 0 | 0 | 0 | 0 | 0 | 0 |
| Total Human Trafficking Violations: | | | | | | | | |
| | Male | 0 | 0 | 0 | 0 | 0 | 0 | 0 |
| | Female | 0 | 0 | 0 | 0 | 0 | 0 | 0 |

2016 North Las Vegas PD Arrests - Adult
25 - 59 Years of Age

| Index Crime: | | 25-29 | 30-34 | 35-39 | 40-44 | 45-49 | 50-54 | 55-59 |
|--|--------|-------|-------|-------|-------|-------|-------|-------|
| Murder and Nonnegligent Manslaughter | Male | 3 | 2 | 2 | 0 | 0 | 1 | 0 |
| | Female | 0 | 0 | 1 | 0 | 0 | 1 | 0 |
| Manslaughter by Negligence | Male | 0 | 0 | 0 | 0 | 0 | 0 | 0 |
| | Female | 0 | 0 | 0 | 0 | 0 | 0 | 0 |
| Rape | Male | 2 | 0 | 0 | 1 | 1 | 0 | 0 |
| | Female | 0 | 0 | 0 | 0 | 0 | 0 | 0 |
| Robbery | Male | 13 | 3 | 5 | 0 | 1 | 0 | 2 |
| | Female | 4 | 1 | 2 | 0 | 0 | 0 | 0 |
| Aggravated Assault (Return A - 4a-d) | Male | 58 | 60 | 51 | 44 | 25 | 17 | 16 |
| | Female | 30 | 20 | 17 | 9 | 13 | 12 | 5 |
| Burglary - Breaking or Entering | Male | 16 | 14 | 6 | 3 | 1 | 6 | 3 |
| | Female | 4 | 4 | 1 | 1 | 2 | 0 | 0 |
| Larceny - Theft (Except Motor Vehicle Theft) | Male | 47 | 41 | 18 | 10 | 20 | 17 | 17 |
| | Female | 29 | 24 | 24 | 13 | 9 | 8 | 6 |
| Motor Vehicle Theft | Male | 4 | 3 | 3 | 4 | 1 | 2 | 1 |
| | Female | 4 | 3 | 2 | 0 | 0 | 0 | 0 |
| Arson | Male | 0 | 0 | 1 | 1 | 1 | 1 | 0 |
| | Female | 0 | 0 | 0 | 0 | 0 | 0 | 0 |
| Total Index Crimes Violations: | | | | | | | | |
| | Male | 143 | 123 | 86 | 63 | 50 | 44 | 39 |
| | Female | 71 | 52 | 47 | 23 | 24 | 21 | 11 |

| Other Offenses: | | 25-29 | 30-34 | 35-39 | 40-44 | 45-49 | 50-54 | 55-59 |
|--|--------|-------|-------|-------|-------|-------|-------|-------|
| Other Assaults (Return A - 4e) | Male | 67 | 57 | 44 | 36 | 28 | 17 | 18 |
| | Female | 32 | 30 | 27 | 13 | 10 | 17 | 7 |
| Forgery and Counterfeiting | Male | 3 | 0 | 1 | 0 | 0 | 1 | 0 |
| | Female | 2 | 2 | 4 | 0 | 0 | 1 | 0 |
| Fraud | Male | 6 | 7 | 5 | 5 | 0 | 0 | 0 |
| | Female | 2 | 2 | 0 | 1 | 2 | 0 | 0 |
| Embezzlement | Male | 3 | 3 | 0 | 0 | 0 | 0 | 1 |
| | Female | 2 | 1 | 0 | 1 | 0 | 0 | 0 |
| Stolen Property; Buying, Receiving, Possessing | Male | 17 | 10 | 10 | 6 | 3 | 3 | 2 |
| | Female | 4 | 2 | 2 | 3 | 1 | 0 | 0 |
| Vandalism | Male | 12 | 9 | 4 | 8 | 1 | 3 | 0 |
| | Female | 2 | 4 | 4 | 1 | 2 | 0 | 1 |
| Weapons; Carrying, Possessing, etc. | Male | 13 | 8 | 4 | 8 | 0 | 0 | 2 |
| | Female | 1 | 2 | 1 | 1 | 0 | 0 | 0 |
| Total Other Offense Violations: | | | | | | | | |
| | Male | 121 | 94 | 68 | 63 | 32 | 24 | 23 |
| | Female | 45 | 43 | 38 | 20 | 15 | 18 | 8 |

| Prostitution and Commercialized Vice: | | 25-29 | 30-34 | 35-39 | 40-44 | 45-49 | 50-54 | 55-59 |
|--|--------|-------|-------|-------|-------|-------|-------|-------|
| Prostitution | Male | 0 | 0 | 0 | 0 | 0 | 0 | 0 |
| | Female | 0 | 0 | 0 | 0 | 0 | 0 | 0 |
| Assisting or Promoting Prostitution | Male | 0 | 0 | 0 | 0 | 0 | 0 | 0 |
| | Female | 0 | 0 | 0 | 0 | 0 | 0 | 0 |
| Purchasing Prostitution | Male | 0 | 0 | 0 | 0 | 0 | 0 | 0 |
| | Female | 0 | 0 | 0 | 0 | 0 | 0 | 0 |
| Sex Offenses (Except Forcible Rape and Prostitution) | Male | 2 | 0 | 2 | 0 | 0 | 1 | 0 |
| | Female | 0 | 0 | 0 | 0 | 0 | 0 | 0 |
| Total Prostitution & Commercialized Vice Violations: | | | | | | | | |
| | Male | 2 | 0 | 2 | 0 | 0 | 1 | 0 |
| | Female | 0 | 0 | 0 | 0 | 0 | 0 | 0 |

2016 North Las Vegas PD Arrests - Adult
25 - 59 Years of Age

Drug Abuse Violations:

| Sale/Manufacturing: | | 25-29 | 30-34 | 35-39 | 40-44 | 45-49 | 50-54 | 55-59 |
|--|--------|--------------|--------------|--------------|--------------|--------------|--------------|--------------|
| Opium or Cocaine and Their Derivatives (Morphine, Heroin, Codeine) | Male | 0 | 3 | 1 | 0 | 1 | 0 | 0 |
| | Female | 0 | 1 | 0 | 0 | 0 | 0 | 0 |
| Marijuana | Male | 2 | 0 | 0 | 0 | 0 | 0 | 0 |
| | Female | 0 | 0 | 1 | 0 | 0 | 0 | 0 |
| Synthetic Narcotics - Manufactured Narcotics Which Can Cause True Drug Addiction (Demerol, Methadones) | Male | 0 | 0 | 0 | 0 | 0 | 0 | 0 |
| | Female | 0 | 0 | 0 | 0 | 0 | 0 | 0 |
| Other - Dangerous Nonnarcotic Drugs (Barbiturates, Benzedrine) | Male | 0 | 0 | 4 | 5 | 0 | 0 | 0 |
| | Female | 0 | 0 | 0 | 0 | 0 | 0 | 0 |
| Possession: | | | | | | | | |
| Opium or Cocaine and Their Derivatives (Morphine, Heroin, Codeine) | Male | 11 | 14 | 10 | 3 | 1 | 3 | 0 |
| | Female | 5 | 0 | 2 | 2 | 1 | 1 | 0 |
| Marijuana | Male | 61 | 20 | 18 | 13 | 8 | 7 | 5 |
| | Female | 8 | 11 | 4 | 1 | 3 | 2 | 0 |
| Synthetic Narcotics - Manufactured Narcotics Which Can Cause True Drug Addiction (Demerol, Methadones) | Male | 2 | 3 | 1 | 2 | 1 | 0 | 1 |
| | Female | 0 | 1 | 0 | 0 | 1 | 0 | 0 |
| Other - Dangerous Nonnarcotic Drugs (Barbiturates, Benzedrine) | Male | 54 | 51 | 42 | 28 | 27 | 16 | 13 |
| | Female | 10 | 24 | 15 | 8 | 12 | 6 | 2 |
| Total Drug Abuse Violations: | | | | | | | | |
| | Male | 130 | 91 | 76 | 51 | 38 | 26 | 19 |
| | Female | 23 | 37 | 22 | 11 | 17 | 9 | 2 |

Gambling:

| | | 25-29 | 30-34 | 35-39 | 40-44 | 45-49 | 50-54 | 55-59 |
|-----------------------------------|--------|--------------|--------------|--------------|--------------|--------------|--------------|--------------|
| Bookmaking (Horse and Sport Book) | Male | 0 | 0 | 0 | 0 | 0 | 0 | 0 |
| | Female | 0 | 0 | 0 | 0 | 0 | 0 | 0 |
| Numbers and Lottery | Male | 0 | 0 | 0 | 0 | 0 | 0 | 0 |
| | Female | 0 | 0 | 0 | 0 | 0 | 0 | 0 |
| All Other Gambling | Male | 0 | 0 | 0 | 0 | 0 | 0 | 0 |
| | Female | 0 | 0 | 0 | 0 | 0 | 0 | 0 |
| Total Gambling Violations: | | | | | | | | |
| | Male | 0 | 0 | 0 | 0 | 0 | 0 | 0 |
| | Female | 0 | 0 | 0 | 0 | 0 | 0 | 0 |

Miscellaneous:

| | | 25-29 | 30-34 | 35-39 | 40-44 | 45-49 | 50-54 | 55-59 |
|--|--------|--------------|--------------|--------------|--------------|--------------|--------------|--------------|
| Offenses Against the Family and Children | Male | 4 | 1 | 0 | 0 | 0 | 1 | 0 |
| | Female | 0 | 0 | 1 | 0 | 0 | 0 | 0 |
| Driving Under the Influence | Male | 40 | 41 | 34 | 32 | 30 | 20 | 12 |
| | Female | 24 | 7 | 10 | 9 | 7 | 7 | 3 |
| Liquor Laws | Male | 0 | 0 | 0 | 0 | 0 | 0 | 0 |
| | Female | 0 | 0 | 0 | 0 | 0 | 0 | 0 |
| Drunkenness | Male | 0 | 0 | 0 | 0 | 0 | 0 | 0 |
| | Female | 0 | 0 | 0 | 0 | 0 | 0 | 0 |
| Disorderly Conduct | Male | 15 | 9 | 7 | 4 | 5 | 6 | 4 |
| | Female | 3 | 4 | 3 | 1 | 8 | 3 | 1 |
| Vagrancy | Male | 0 | 0 | 0 | 0 | 0 | 0 | 0 |
| | Female | 0 | 0 | 0 | 0 | 0 | 0 | 0 |
| All Other Offenses (Except Traffic) | Male | 221 | 207 | 149 | 103 | 106 | 89 | 62 |
| | Female | 95 | 64 | 55 | 39 | 26 | 13 | 9 |
| Suspicion | Male | 0 | 0 | 0 | 0 | 0 | 0 | 0 |
| | Female | 0 | 0 | 0 | 0 | 0 | 0 | 0 |
| Total Miscellaneous Violations: | | | | | | | | |
| | Male | 280 | 258 | 190 | 139 | 141 | 116 | 78 |
| | Female | 122 | 75 | 69 | 49 | 41 | 23 | 13 |

Human Trafficking:

| | | 25-29 | 30-34 | 35-39 | 40-44 | 45-49 | 50-54 | 55-59 |
|--|--------|--------------|--------------|--------------|--------------|--------------|--------------|--------------|
| Human Trafficking/ Commercial Sex Acts | Male | 0 | 0 | 0 | 0 | 0 | 0 | 0 |
| | Female | 0 | 0 | 0 | 0 | 0 | 0 | 0 |
| Human Trafficking/ Involuntary Servitude | Male | 0 | 0 | 0 | 0 | 0 | 0 | 0 |
| | Female | 0 | 0 | 0 | 0 | 0 | 0 | 0 |
| Total Human Trafficking Violations: | | | | | | | | |
| | Male | 0 | 0 | 0 | 0 | 0 | 0 | 0 |
| | Female | 0 | 0 | 0 | 0 | 0 | 0 | 0 |

2016 UNLV PD Arrests - Adult
25 - 59 Years of Age

| Index Crime: | | 25-29 | 30-34 | 35-39 | 40-44 | 45-49 | 50-54 | 55-59 |
|--|--------|-------|-------|-------|-------|-------|-------|-------|
| Murder and Nonnegligent Manslaughter | Male | 0 | 0 | 0 | 0 | 0 | 0 | 0 |
| | Female | 0 | 0 | 0 | 0 | 0 | 0 | 0 |
| Manslaughter by Negligence | Male | 0 | 0 | 0 | 0 | 0 | 0 | 0 |
| | Female | 0 | 0 | 0 | 0 | 0 | 0 | 0 |
| Rape | Male | 0 | 0 | 0 | 0 | 0 | 0 | 0 |
| | Female | 0 | 0 | 0 | 0 | 0 | 0 | 0 |
| Robbery | Male | 0 | 0 | 0 | 0 | 0 | 0 | 0 |
| | Female | 0 | 0 | 0 | 0 | 0 | 0 | 0 |
| Aggravated Assault (Return A - 4a-d) | Male | 0 | 0 | 0 | 0 | 1 | 0 | 0 |
| | Female | 0 | 0 | 0 | 0 | 0 | 0 | 0 |
| Burglary - Breaking or Entering | Male | 1 | 0 | 0 | 0 | 0 | 0 | 0 |
| | Female | 0 | 0 | 0 | 0 | 0 | 0 | 0 |
| Larceny - Theft (Except Motor Vehicle Theft) | Male | 4 | 0 | 0 | 0 | 0 | 1 | 0 |
| | Female | 0 | 1 | 0 | 0 | 0 | 0 | 1 |
| Motor Vehicle Theft | Male | 0 | 1 | 0 | 0 | 0 | 0 | 0 |
| | Female | 0 | 0 | 0 | 0 | 0 | 0 | 0 |
| Arson | Male | 0 | 0 | 0 | 0 | 0 | 0 | 0 |
| | Female | 0 | 0 | 0 | 0 | 0 | 0 | 0 |
| Total Index Crimes Violations: Male | | 5 | 1 | 0 | 0 | 1 | 1 | 0 |
| Female | | 0 | 1 | 0 | 0 | 0 | 0 | 1 |

| Other Offenses: | | 25-29 | 30-34 | 35-39 | 40-44 | 45-49 | 50-54 | 55-59 |
|--|--------|-------|-------|-------|-------|-------|-------|-------|
| Other Assaults (Return A - 4e) | Male | 1 | 0 | 0 | 0 | 1 | 1 | 0 |
| | Female | 0 | 0 | 0 | 0 | 0 | 2 | 0 |
| Forgery and Counterfeiting | Male | 0 | 0 | 0 | 0 | 0 | 0 | 0 |
| | Female | 0 | 0 | 0 | 0 | 0 | 0 | 0 |
| Fraud | Male | 0 | 0 | 0 | 0 | 0 | 0 | 0 |
| | Female | 0 | 0 | 0 | 0 | 0 | 0 | 0 |
| Embezzlement | Male | 0 | 0 | 0 | 0 | 0 | 0 | 0 |
| | Female | 0 | 0 | 0 | 0 | 0 | 0 | 0 |
| Stolen Property; Buying, Receiving, Possessing | Male | 0 | 0 | 0 | 0 | 0 | 0 | 0 |
| | Female | 0 | 0 | 0 | 1 | 0 | 0 | 0 |
| Vandalism | Male | 0 | 0 | 0 | 0 | 0 | 0 | 0 |
| | Female | 0 | 0 | 0 | 0 | 0 | 0 | 0 |
| Weapons; Carrying, Possessing, etc. | Male | 1 | 1 | 1 | 1 | 0 | 0 | 0 |
| | Female | 0 | 0 | 0 | 0 | 0 | 0 | 0 |
| Total Other Offense Violations: Male | | 2 | 1 | 1 | 1 | 1 | 1 | 0 |
| Female | | 0 | 0 | 0 | 1 | 0 | 2 | 0 |

| Prostitution and Commercialized Vice: | | 25-29 | 30-34 | 35-39 | 40-44 | 45-49 | 50-54 | 55-59 |
|---|--------|-------|-------|-------|-------|-------|-------|-------|
| Prostitution | Male | 0 | 0 | 0 | 0 | 0 | 0 | 0 |
| | Female | 0 | 0 | 0 | 0 | 0 | 0 | 0 |
| Assisting or Promoting Prostitution | Male | 0 | 0 | 0 | 0 | 0 | 0 | 0 |
| | Female | 0 | 0 | 0 | 0 | 0 | 0 | 0 |
| Purchasing Prostitution | Male | 0 | 0 | 0 | 0 | 0 | 0 | 0 |
| | Female | 0 | 0 | 0 | 0 | 0 | 0 | 0 |
| Sex Offenses (Except Forcible Rape and Prostitution) | Male | 1 | 0 | 0 | 0 | 0 | 1 | 1 |
| | Female | 0 | 0 | 1 | 0 | 0 | 0 | 0 |
| Total Prostitution & Commercialized Vice Violations: Male | | 1 | 0 | 0 | 0 | 0 | 1 | 1 |
| Female | | 0 | 0 | 1 | 0 | 0 | 0 | 0 |

2016 UNLV PD Arrests - Adult
25 - 59 Years of Age

Drug Abuse Violations:

| Sale/Manufacturing: | | 25-29 | 30-34 | 35-39 | 40-44 | 45-49 | 50-54 | 55-59 |
|--|--------|--------------|--------------|--------------|--------------|--------------|--------------|--------------|
| Opium or Cocaine and Their Derivatives (Morphine, Heroin, Codeine) | Male | 0 | 0 | 0 | 0 | 0 | 0 | 0 |
| | Female | 0 | 0 | 0 | 0 | 0 | 0 | 0 |
| Marijuana | Male | 0 | 0 | 0 | 0 | 0 | 0 | 0 |
| | Female | 0 | 0 | 0 | 0 | 0 | 0 | 0 |
| Synthetic Narcotics - Manufactured Narcotics Which Can Cause True Drug Addiction (Demerol, Methadones) | Male | 0 | 0 | 0 | 0 | 0 | 0 | 0 |
| | Female | 0 | 0 | 0 | 0 | 0 | 0 | 0 |
| Other - Dangerous Nonnarcotic Drugs (Barbiturates, Benzedrine) | Male | 0 | 0 | 0 | 0 | 0 | 0 | 0 |
| | Female | 0 | 0 | 0 | 0 | 0 | 0 | 0 |
| Possession: | | | | | | | | |
| Opium or Cocaine and Their Derivatives (Morphine, Heroin, Codeine) | Male | 0 | 0 | 0 | 0 | 0 | 0 | 0 |
| | Female | 0 | 0 | 0 | 0 | 0 | 0 | 0 |
| Marijuana | Male | 0 | 0 | 1 | 0 | 0 | 1 | 1 |
| | Female | 0 | 0 | 1 | 0 | 0 | 0 | 0 |
| Synthetic Narcotics - Manufactured Narcotics Which Can Cause True Drug Addiction (Demerol, Methadones) | Male | 0 | 1 | 1 | 1 | 1 | 0 | 0 |
| | Female | 0 | 0 | 0 | 0 | 0 | 0 | 0 |
| Other - Dangerous Nonnarcotic Drugs (Barbiturates, Benzedrine) | Male | 0 | 0 | 0 | 0 | 0 | 0 | 0 |
| | Female | 0 | 0 | 0 | 0 | 0 | 0 | 0 |
| Total Drug Abuse Violations: | | | | | | | | |
| | Male | 0 | 1 | 2 | 1 | 1 | 1 | 1 |
| | Female | 0 | 0 | 1 | 0 | 0 | 0 | 0 |

Gambling:

| | | 25-29 | 30-34 | 35-39 | 40-44 | 45-49 | 50-54 | 55-59 |
|-----------------------------------|--------|--------------|--------------|--------------|--------------|--------------|--------------|--------------|
| Bookmaking (Horse and Sport Book) | Male | 0 | 0 | 0 | 0 | 0 | 0 | 0 |
| | Female | 0 | 0 | 0 | 0 | 0 | 0 | 0 |
| Numbers and Lottery | Male | 0 | 0 | 0 | 0 | 0 | 0 | 0 |
| | Female | 0 | 0 | 0 | 0 | 0 | 0 | 0 |
| All Other Gambling | Male | 0 | 0 | 0 | 0 | 0 | 0 | 0 |
| | Female | 0 | 0 | 0 | 0 | 0 | 0 | 0 |
| Total Gambling Violations: | | | | | | | | |
| | Male | 0 | 0 | 0 | 0 | 0 | 0 | 0 |
| | Female | 0 | 0 | 0 | 0 | 0 | 0 | 0 |

Miscellaneous:

| | | 25-29 | 30-34 | 35-39 | 40-44 | 45-49 | 50-54 | 55-59 |
|--|--------|--------------|--------------|--------------|--------------|--------------|--------------|--------------|
| Offenses Against the Family and Children | Male | 0 | 0 | 0 | 0 | 0 | 0 | 0 |
| | Female | 0 | 0 | 0 | 0 | 0 | 0 | 0 |
| Driving Under the Influence | Male | 0 | 0 | 1 | 1 | 0 | 0 | 0 |
| | Female | 0 | 1 | 0 | 0 | 0 | 0 | 0 |
| Liquor Laws | Male | 0 | 0 | 0 | 0 | 0 | 0 | 0 |
| | Female | 0 | 0 | 0 | 0 | 0 | 0 | 0 |
| Drunkenness | Male | 0 | 0 | 0 | 0 | 0 | 0 | 0 |
| | Female | 0 | 0 | 0 | 0 | 0 | 0 | 0 |
| Disorderly Conduct | Male | 0 | 0 | 0 | 0 | 0 | 1 | 0 |
| | Female | 0 | 0 | 0 | 0 | 0 | 0 | 0 |
| Vagrancy | Male | 0 | 0 | 0 | 0 | 0 | 0 | 0 |
| | Female | 0 | 0 | 0 | 0 | 0 | 0 | 0 |
| All Other Offenses (Except Traffic) | Male | 1 | 7 | 2 | 5 | 3 | 2 | 2 |
| | Female | 0 | 0 | 0 | 1 | 0 | 0 | 0 |
| Suspicion | Male | 0 | 0 | 0 | 0 | 0 | 0 | 0 |
| | Female | 0 | 0 | 0 | 0 | 0 | 0 | 0 |
| Total Miscellaneous Violations: | | | | | | | | |
| | Male | 1 | 7 | 3 | 6 | 3 | 3 | 2 |
| | Female | 0 | 1 | 0 | 1 | 0 | 0 | 0 |

Human Trafficking:

| | | 25-29 | 30-34 | 35-39 | 40-44 | 45-49 | 50-54 | 55-59 |
|--|--------|--------------|--------------|--------------|--------------|--------------|--------------|--------------|
| Human Trafficking/ Commercial Sex Acts | Male | 0 | 0 | 0 | 0 | 0 | 0 | 0 |
| | Female | 0 | 0 | 0 | 0 | 0 | 0 | 0 |
| Human Trafficking/ Involuntary Servitude | Male | 0 | 0 | 0 | 0 | 0 | 0 | 0 |
| | Female | 0 | 0 | 0 | 0 | 0 | 0 | 0 |
| Total Human Trafficking Violations: | | | | | | | | |
| | Male | 0 | 0 | 0 | 0 | 0 | 0 | 0 |
| | Female | 0 | 0 | 0 | 0 | 0 | 0 | 0 |

2016 Douglas County Arrests - Adult
25 - 59 Years of Age

| Index Crime: | | 25-29 | 30-34 | 35-39 | 40-44 | 45-49 | 50-54 | 55-59 |
|--|--------|-------|-------|-------|-------|-------|-------|-------|
| Murder and Nonnegligent Manslaughter | Male | 0 | 0 | 0 | 0 | 0 | 0 | 1 |
| | Female | 0 | 1 | 0 | 0 | 0 | 0 | 0 |
| Manslaughter by Negligence | Male | 0 | 0 | 0 | 0 | 0 | 0 | 0 |
| | Female | 0 | 0 | 0 | 0 | 0 | 0 | 0 |
| Rape | Male | 0 | 0 | 0 | 0 | 0 | 0 | 0 |
| | Female | 0 | 0 | 0 | 0 | 0 | 0 | 0 |
| Robbery | Male | 0 | 2 | 0 | 0 | 0 | 0 | 0 |
| | Female | 0 | 0 | 2 | 0 | 0 | 0 | 0 |
| Aggravated Assault (Return A - 4a-d) | Male | 4 | 3 | 2 | 1 | 2 | 1 | 2 |
| | Female | 0 | 1 | 0 | 0 | 0 | 0 | 0 |
| Burglary - Breaking or Entering | Male | 5 | 6 | 3 | 0 | 2 | 0 | 0 |
| | Female | 1 | 2 | 2 | 2 | 1 | 1 | 0 |
| Larceny - Theft (Except Motor Vehicle Theft) | Male | 14 | 10 | 5 | 2 | 2 | 4 | 3 |
| | Female | 10 | 16 | 5 | 1 | 10 | 6 | 0 |
| Motor Vehicle Theft | Male | 0 | 1 | 0 | 0 | 0 | 0 | 0 |
| | Female | 0 | 0 | 0 | 0 | 0 | 0 | 0 |
| Arson | Male | 0 | 0 | 0 | 0 | 0 | 0 | 0 |
| | Female | 0 | 0 | 0 | 0 | 0 | 0 | 0 |
| Total Index Crimes Violations: Male | | 23 | 22 | 10 | 3 | 6 | 5 | 6 |
| Female | | 11 | 20 | 9 | 3 | 11 | 7 | 0 |

| Other Offenses: | | 25-29 | 30-34 | 35-39 | 40-44 | 45-49 | 50-54 | 55-59 |
|--|--------|-------|-------|-------|-------|-------|-------|-------|
| Other Assaults (Return A - 4e) | Male | 30 | 21 | 12 | 11 | 14 | 10 | 11 |
| | Female | 10 | 8 | 5 | 5 | 6 | 10 | 2 |
| Forgery and Counterfeiting | Male | 0 | 0 | 0 | 0 | 0 | 0 | 0 |
| | Female | 1 | 0 | 0 | 1 | 0 | 0 | 0 |
| Fraud | Male | 3 | 3 | 0 | 2 | 1 | 1 | 1 |
| | Female | 2 | 1 | 1 | 0 | 1 | 1 | 0 |
| Embezzlement | Male | 0 | 1 | 1 | 0 | 0 | 0 | 0 |
| | Female | 0 | 0 | 0 | 0 | 0 | 0 | 0 |
| Stolen Property; Buying, Receiving, Possessing | Male | 1 | 2 | 3 | 2 | 0 | 1 | 1 |
| | Female | 1 | 0 | 0 | 0 | 0 | 0 | 0 |
| Vandalism | Male | 4 | 2 | 0 | 2 | 0 | 0 | 2 |
| | Female | 0 | 1 | 0 | 0 | 0 | 0 | 0 |
| Weapons; Carrying, Possessing, etc. | Male | 3 | 0 | 1 | 1 | 1 | 0 | 1 |
| | Female | 1 | 1 | 0 | 0 | 0 | 0 | 0 |
| Total Other Offense Violations: Male | | 41 | 29 | 17 | 18 | 16 | 12 | 16 |
| Female | | 15 | 11 | 6 | 6 | 7 | 11 | 2 |

| Prostitution and Commercialized Vice: | | 25-29 | 30-34 | 35-39 | 40-44 | 45-49 | 50-54 | 55-59 |
|---|--------|-------|-------|-------|-------|-------|-------|-------|
| Prostitution | Male | 0 | 0 | 0 | 0 | 0 | 0 | 0 |
| | Female | 0 | 2 | 0 | 0 | 0 | 1 | 0 |
| Assisting or Promoting Prostitution | Male | 0 | 0 | 0 | 0 | 0 | 0 | 0 |
| | Female | 0 | 0 | 0 | 0 | 0 | 0 | 0 |
| Purchasing Prostitution | Male | 0 | 0 | 0 | 0 | 0 | 0 | 0 |
| | Female | 0 | 0 | 0 | 0 | 0 | 0 | 0 |
| Sex Offenses (Except Forcible Rape and Prostitution) | Male | 1 | 1 | 0 | 0 | 0 | 0 | 0 |
| | Female | 0 | 0 | 0 | 0 | 0 | 0 | 0 |
| Total Prostitution & Commercialized Vice Violations: Male | | 1 | 1 | 0 | 0 | 0 | 0 | 0 |
| Female | | 0 | 2 | 0 | 0 | 0 | 1 | 0 |

2016 Douglas County Arrests - Adult
25 - 59 Years of Age

Drug Abuse Violations:

| Sale/Manufacturing: | | 25-29 | 30-34 | 35-39 | 40-44 | 45-49 | 50-54 | 55-59 |
|--|--------|--------------|--------------|--------------|--------------|--------------|--------------|--------------|
| Opium or Cocaine and Their Derivatives (Morphine, Heroin, Codeine) | Male | 1 | 0 | 1 | 1 | 0 | 0 | 0 |
| | Female | 0 | 0 | 1 | 0 | 0 | 0 | 0 |
| Marijuana | Male | 0 | 0 | 0 | 0 | 0 | 0 | 0 |
| | Female | 0 | 0 | 0 | 0 | 0 | 0 | 0 |
| Synthetic Narcotics - Manufactured Narcotics Which Can Cause True Drug Addiction (Demerol, Methadones) | Male | 2 | 1 | 0 | 0 | 0 | 1 | 2 |
| | Female | 1 | 0 | 0 | 0 | 1 | 0 | 0 |
| Other - Dangerous Nonnarcotic Drugs (Barbiturates, Benzedrine) | Male | 1 | 1 | 0 | 0 | 0 | 1 | 0 |
| | Female | 0 | 0 | 0 | 0 | 0 | 0 | 0 |
| Possession: | | | | | | | | |
| Opium or Cocaine and Their Derivatives (Morphine, Heroin, Codeine) | Male | 0 | 0 | 1 | 0 | 0 | 0 | 0 |
| | Female | 0 | 0 | 0 | 0 | 0 | 0 | 0 |
| Marijuana | Male | 16 | 16 | 12 | 4 | 6 | 1 | 0 |
| | Female | 5 | 4 | 3 | 1 | 0 | 1 | 1 |
| Synthetic Narcotics - Manufactured Narcotics Which Can Cause True Drug Addiction (Demerol, Methadones) | Male | 1 | 0 | 0 | 0 | 0 | 0 | 0 |
| | Female | 0 | 0 | 0 | 0 | 0 | 0 | 0 |
| Other - Dangerous Nonnarcotic Drugs (Barbiturates, Benzedrine) | Male | 16 | 8 | 6 | 2 | 3 | 3 | 0 |
| | Female | 7 | 2 | 3 | 3 | 2 | 1 | 1 |
| Total Drug Abuse Violations: | | | | | | | | |
| | Male | 37 | 26 | 20 | 7 | 9 | 6 | 2 |
| | Female | 13 | 6 | 7 | 4 | 3 | 2 | 2 |

Gambling:

| | | 25-29 | 30-34 | 35-39 | 40-44 | 45-49 | 50-54 | 55-59 |
|-----------------------------------|--------|--------------|--------------|--------------|--------------|--------------|--------------|--------------|
| Bookmaking (Horse and Sport Book) | Male | 0 | 0 | 0 | 0 | 0 | 0 | 0 |
| | Female | 0 | 0 | 0 | 0 | 0 | 0 | 0 |
| Numbers and Lottery | Male | 0 | 0 | 0 | 0 | 0 | 0 | 0 |
| | Female | 0 | 0 | 0 | 0 | 0 | 0 | 0 |
| All Other Gambling | Male | 0 | 0 | 0 | 0 | 0 | 0 | 0 |
| | Female | 0 | 0 | 0 | 0 | 0 | 0 | 0 |
| Total Gambling Violations: | | | | | | | | |
| | Male | 0 | 0 | 0 | 0 | 0 | 0 | 0 |
| | Female | 0 | 0 | 0 | 0 | 0 | 0 | 0 |

Miscellaneous:

| | | 25-29 | 30-34 | 35-39 | 40-44 | 45-49 | 50-54 | 55-59 |
|--|--------|--------------|--------------|--------------|--------------|--------------|--------------|--------------|
| Offenses Against the Family and Children | Male | 1 | 2 | 5 | 1 | 2 | 2 | 0 |
| | Female | 0 | 1 | 1 | 1 | 1 | 0 | 0 |
| Driving Under the Influence | Male | 22 | 18 | 12 | 9 | 11 | 11 | 12 |
| | Female | 2 | 5 | 3 | 3 | 3 | 7 | 3 |
| Liquor Laws | Male | 1 | 4 | 4 | 1 | 1 | 0 | 2 |
| | Female | 1 | 0 | 1 | 0 | 0 | 2 | 2 |
| Drunkenness | Male | 3 | 1 | 0 | 0 | 2 | 0 | 0 |
| | Female | 0 | 1 | 0 | 0 | 0 | 1 | 0 |
| Disorderly Conduct | Male | 13 | 14 | 7 | 4 | 6 | 7 | 3 |
| | Female | 2 | 6 | 2 | 0 | 6 | 4 | 0 |
| Vagrancy | Male | 0 | 0 | 0 | 0 | 0 | 0 | 1 |
| | Female | 0 | 0 | 0 | 0 | 0 | 0 | 0 |
| All Other Offenses (Except Traffic) | Male | 106 | 86 | 39 | 30 | 24 | 20 | 27 |
| | Female | 22 | 26 | 9 | 11 | 7 | 8 | 2 |
| Suspicion | Male | 0 | 0 | 0 | 0 | 0 | 0 | 0 |
| | Female | 0 | 0 | 0 | 0 | 0 | 0 | 0 |
| Total Miscellaneous Violations: | | | | | | | | |
| | Male | 146 | 125 | 67 | 45 | 46 | 40 | 45 |
| | Female | 27 | 39 | 16 | 15 | 17 | 22 | 7 |

Human Trafficking:

| | | 25-29 | 30-34 | 35-39 | 40-44 | 45-49 | 50-54 | 55-59 |
|--|--------|--------------|--------------|--------------|--------------|--------------|--------------|--------------|
| Human Trafficking/ Commercial Sex Acts | Male | 0 | 0 | 0 | 0 | 0 | 0 | 0 |
| | Female | 0 | 0 | 0 | 0 | 0 | 0 | 0 |
| Human Trafficking/ Involuntary Servitude | Male | 0 | 0 | 0 | 0 | 0 | 0 | 0 |
| | Female | 0 | 0 | 0 | 0 | 0 | 0 | 0 |
| Total Human Trafficking Violations: | | | | | | | | |
| | Male | 0 | 0 | 0 | 0 | 0 | 0 | 0 |
| | Female | 0 | 0 | 0 | 0 | 0 | 0 | 0 |

2016 Elko County Arrests - Adult
25 - 59 Years of Age

| Index Crime: | | 25-29 | 30-34 | 35-39 | 40-44 | 45-49 | 50-54 | 55-59 |
|--|---------------|-----------|-----------|-----------|----------|-----------|----------|----------|
| Murder and Nonnegligent Manslaughter | Male | 0 | 1 | 1 | 0 | 2 | 0 | 0 |
| | Female | 0 | 0 | 0 | 0 | 0 | 0 | 0 |
| Manslaughter by Negligence | Male | 0 | 0 | 0 | 0 | 0 | 0 | 0 |
| | Female | 0 | 0 | 0 | 0 | 0 | 0 | 0 |
| Rape | Male | 1 | 0 | 0 | 0 | 0 | 0 | 0 |
| | Female | 0 | 0 | 0 | 0 | 0 | 0 | 0 |
| Robbery | Male | 0 | 1 | 0 | 0 | 0 | 0 | 0 |
| | Female | 0 | 0 | 0 | 1 | 0 | 0 | 0 |
| Aggravated Assault (Return A - 4a-d) | Male | 6 | 6 | 2 | 3 | 5 | 1 | 2 |
| | Female | 3 | 1 | 0 | 1 | 0 | 0 | 0 |
| Burglary - Breaking or Entering | Male | 7 | 1 | 6 | 3 | 2 | 0 | 1 |
| | Female | 0 | 1 | 0 | 0 | 0 | 1 | 0 |
| Larceny - Theft (Except Motor Vehicle Theft) | Male | 5 | 4 | 1 | 1 | 1 | 1 | 2 |
| | Female | 4 | 5 | 4 | 2 | 0 | 1 | 0 |
| Motor Vehicle Theft | Male | 2 | 1 | 4 | 0 | 1 | 0 | 0 |
| | Female | 0 | 0 | 0 | 0 | 0 | 0 | 0 |
| Arson | Male | 0 | 0 | 0 | 0 | 0 | 0 | 0 |
| | Female | 0 | 0 | 0 | 0 | 0 | 0 | 0 |
| Total Index Crimes Violations: | | | | | | | | |
| | Male | 21 | 14 | 14 | 7 | 11 | 2 | 5 |
| | Female | 7 | 7 | 4 | 4 | 0 | 2 | 0 |

| Other Offenses: | | 25-29 | 30-34 | 35-39 | 40-44 | 45-49 | 50-54 | 55-59 |
|--|---------------|-----------|-----------|-----------|-----------|-----------|-----------|----------|
| Other Assaults (Return A - 4e) | Male | 14 | 16 | 15 | 14 | 10 | 6 | 2 |
| | Female | 9 | 9 | 8 | 9 | 3 | 3 | 1 |
| Forgery and Counterfeiting | Male | 2 | 8 | 0 | 1 | 1 | 0 | 0 |
| | Female | 1 | 1 | 0 | 0 | 2 | 1 | 0 |
| Fraud | Male | 4 | 0 | 2 | 1 | 0 | 2 | 0 |
| | Female | 0 | 1 | 1 | 1 | 0 | 2 | 0 |
| Embezzlement | Male | 1 | 0 | 0 | 1 | 0 | 1 | 0 |
| | Female | 0 | 0 | 0 | 0 | 0 | 0 | 0 |
| Stolen Property; Buying, Receiving, Possessing | Male | 6 | 5 | 4 | 0 | 0 | 0 | 2 |
| | Female | 0 | 1 | 1 | 1 | 0 | 0 | 0 |
| Vandalism | Male | 8 | 2 | 3 | 0 | 1 | 1 | 0 |
| | Female | 0 | 1 | 0 | 0 | 0 | 0 | 0 |
| Weapons; Carrying, Possessing, etc. | Male | 3 | 4 | 1 | 3 | 0 | 0 | 1 |
| | Female | 0 | 1 | 1 | 0 | 0 | 1 | 0 |
| Total Other Offense Violations: | | | | | | | | |
| | Male | 38 | 35 | 25 | 20 | 12 | 10 | 5 |
| | Female | 10 | 14 | 11 | 11 | 5 | 7 | 1 |

| Prostitution and Commercialized Vice: | | 25-29 | 30-34 | 35-39 | 40-44 | 45-49 | 50-54 | 55-59 |
|---|---------------|----------|----------|----------|----------|----------|----------|----------|
| Prostitution | Male | 0 | 0 | 0 | 0 | 0 | 0 | 0 |
| | Female | 0 | 0 | 0 | 0 | 0 | 0 | 0 |
| Assisting or Promoting Prostitution | Male | 0 | 0 | 0 | 0 | 0 | 0 | 0 |
| | Female | 0 | 0 | 0 | 0 | 0 | 0 | 0 |
| Purchasing Prostitution | Male | 0 | 0 | 0 | 0 | 0 | 0 | 0 |
| | Female | 0 | 0 | 0 | 0 | 0 | 0 | 0 |
| Sex Offenses (Except Forcible Rape and Prostitution) | Male | 2 | 0 | 1 | 0 | 0 | 0 | 0 |
| | Female | 0 | 0 | 0 | 1 | 0 | 0 | 0 |
| Total Prostitution & Commercialized Vice Violations: | | | | | | | | |
| | Male | 2 | 0 | 1 | 0 | 0 | 0 | 0 |
| | Female | 0 | 0 | 0 | 1 | 0 | 0 | 0 |

2016 Elko County Arrests - Adult
25 - 59 Years of Age

Drug Abuse Violations:

| Sale/Manufacturing: | | 25-29 | 30-34 | 35-39 | 40-44 | 45-49 | 50-54 | 55-59 |
|--|--------|--------------|--------------|--------------|--------------|--------------|--------------|--------------|
| Opium or Cocaine and Their Derivatives (Morphine, Heroin, Codeine) | Male | 1 | 0 | 1 | 0 | 0 | 0 | 1 |
| | Female | 0 | 2 | 0 | 0 | 0 | 0 | 0 |
| Marijuana | Male | 1 | 2 | 1 | 0 | 0 | 0 | 0 |
| | Female | 0 | 0 | 0 | 0 | 0 | 0 | 0 |
| Synthetic Narcotics - Manufactured Narcotics Which Can Cause True Drug Addiction (Demerol, Methadones) | Male | 1 | 0 | 0 | 1 | 0 | 1 | 1 |
| | Female | 0 | 0 | 0 | 1 | 0 | 0 | 0 |
| Other - Dangerous Nonnarcotic Drugs (Barbiturates, Benzedrine) | Male | 1 | 0 | 1 | 1 | 0 | 0 | 0 |
| | Female | 0 | 0 | 0 | 0 | 0 | 0 | 0 |
| Possession: | | | | | | | | |
| Opium or Cocaine and Their Derivatives (Morphine, Heroin, Codeine) | Male | 4 | 0 | 0 | 0 | 2 | 0 | 1 |
| | Female | 1 | 0 | 0 | 1 | 0 | 0 | 0 |
| Marijuana | Male | 15 | 9 | 0 | 2 | 4 | 2 | 0 |
| | Female | 2 | 0 | 4 | 1 | 0 | 0 | 0 |
| Synthetic Narcotics - Manufactured Narcotics Which Can Cause True Drug Addiction (Demerol, Methadones) | Male | 4 | 8 | 9 | 2 | 3 | 2 | 2 |
| | Female | 2 | 2 | 6 | 1 | 0 | 0 | 1 |
| Other - Dangerous Nonnarcotic Drugs (Barbiturates, Benzedrine) | Male | 5 | 0 | 0 | 0 | 0 | 0 | 0 |
| | Female | 1 | 0 | 0 | 1 | 0 | 0 | 0 |
| Total Drug Abuse Violations: | | | | | | | | |
| | Male | 32 | 19 | 12 | 6 | 9 | 5 | 5 |
| | Female | 6 | 4 | 10 | 5 | 0 | 0 | 1 |

Gambling:

| | | 25-29 | 30-34 | 35-39 | 40-44 | 45-49 | 50-54 | 55-59 |
|-----------------------------------|--------|--------------|--------------|--------------|--------------|--------------|--------------|--------------|
| Bookmaking (Horse and Sport Book) | Male | 0 | 0 | 0 | 0 | 0 | 0 | 0 |
| | Female | 0 | 0 | 0 | 0 | 0 | 0 | 0 |
| Numbers and Lottery | Male | 0 | 0 | 0 | 0 | 0 | 0 | 0 |
| | Female | 0 | 0 | 0 | 0 | 0 | 0 | 0 |
| All Other Gambling | Male | 0 | 0 | 1 | 1 | 0 | 0 | 0 |
| | Female | 0 | 0 | 0 | 0 | 0 | 0 | 0 |
| Total Gambling Violations: | | | | | | | | |
| | Male | 0 | 0 | 1 | 1 | 0 | 0 | 0 |
| | Female | 0 | 0 | 0 | 0 | 0 | 0 | 0 |

Miscellaneous:

| | | 25-29 | 30-34 | 35-39 | 40-44 | 45-49 | 50-54 | 55-59 |
|--|--------|--------------|--------------|--------------|--------------|--------------|--------------|--------------|
| Offenses Against the Family and Children | Male | 4 | 1 | 0 | 0 | 0 | 1 | 0 |
| | Female | 2 | 2 | 1 | 0 | 0 | 0 | 0 |
| Driving Under the Influence | Male | 26 | 19 | 8 | 14 | 10 | 5 | 5 |
| | Female | 4 | 5 | 5 | 6 | 5 | 2 | 2 |
| Liquor Laws | Male | 2 | 0 | 0 | 0 | 0 | 1 | 0 |
| | Female | 0 | 0 | 0 | 0 | 0 | 0 | 0 |
| Drunkenness | Male | 1 | 0 | 0 | 0 | 0 | 2 | 0 |
| | Female | 0 | 0 | 0 | 0 | 0 | 0 | 0 |
| Disorderly Conduct | Male | 12 | 8 | 9 | 5 | 6 | 3 | 5 |
| | Female | 4 | 6 | 2 | 1 | 1 | 2 | 0 |
| Vagrancy | Male | 0 | 0 | 0 | 0 | 0 | 0 | 0 |
| | Female | 0 | 0 | 0 | 0 | 0 | 0 | 0 |
| All Other Offenses (Except Traffic) | Male | 142 | 111 | 93 | 53 | 52 | 49 | 20 |
| | Female | 56 | 50 | 46 | 36 | 25 | 18 | 7 |
| Suspicion | Male | 0 | 0 | 0 | 0 | 0 | 0 | 0 |
| | Female | 0 | 0 | 0 | 0 | 0 | 0 | 0 |
| Total Miscellaneous Violations: | | | | | | | | |
| | Male | 187 | 139 | 110 | 72 | 68 | 61 | 30 |
| | Female | 66 | 63 | 54 | 43 | 31 | 22 | 9 |

Human Trafficking:

| | | 25-29 | 30-34 | 35-39 | 40-44 | 45-49 | 50-54 | 55-59 |
|--|--------|--------------|--------------|--------------|--------------|--------------|--------------|--------------|
| Human Trafficking/ Commercial Sex Acts | Male | 0 | 0 | 0 | 0 | 0 | 0 | 0 |
| | Female | 0 | 0 | 0 | 0 | 0 | 0 | 0 |
| Human Trafficking/ Involuntary Servitude | Male | 0 | 0 | 0 | 0 | 0 | 0 | 0 |
| | Female | 0 | 0 | 0 | 0 | 0 | 0 | 0 |
| Total Human Trafficking Violations: | | | | | | | | |
| | Male | 0 | 0 | 0 | 0 | 0 | 0 | 0 |
| | Female | 0 | 0 | 0 | 0 | 0 | 0 | 0 |

2016 Carlin PD Arrests - Adult
25 - 59 Years of Age

| Index Crime: | | 25-29 | 30-34 | 35-39 | 40-44 | 45-49 | 50-54 | 55-59 |
|--|--------|-------|-------|-------|-------|-------|-------|-------|
| Murder and Nonnegligent Manslaughter | Male | 0 | 0 | 0 | 0 | 0 | 0 | 0 |
| | Female | 0 | 0 | 0 | 0 | 0 | 0 | 0 |
| Manslaughter by Negligence | Male | 0 | 0 | 0 | 0 | 0 | 0 | 0 |
| | Female | 0 | 0 | 0 | 0 | 0 | 0 | 0 |
| Rape | Male | 0 | 0 | 0 | 0 | 0 | 0 | 0 |
| | Female | 0 | 0 | 0 | 0 | 0 | 0 | 0 |
| Robbery | Male | 0 | 0 | 0 | 0 | 0 | 0 | 0 |
| | Female | 0 | 0 | 0 | 0 | 0 | 0 | 0 |
| Aggravated Assault (Return A - 4a-d) | Male | 1 | 1 | 1 | 1 | 1 | 0 | 1 |
| | Female | 2 | 1 | 0 | 0 | 0 | 0 | 0 |
| Burglary - Breaking or Entering | Male | 0 | 0 | 0 | 0 | 1 | 0 | 0 |
| | Female | 0 | 0 | 0 | 0 | 0 | 0 | 0 |
| Larceny - Theft (Except Motor Vehicle Theft) | Male | 0 | 0 | 0 | 0 | 0 | 0 | 0 |
| | Female | 0 | 0 | 0 | 0 | 0 | 0 | 0 |
| Motor Vehicle Theft | Male | 1 | 0 | 0 | 0 | 0 | 0 | 0 |
| | Female | 0 | 0 | 0 | 0 | 0 | 0 | 0 |
| Arson | Male | 0 | 0 | 0 | 0 | 0 | 0 | 0 |
| | Female | 0 | 0 | 0 | 0 | 0 | 0 | 0 |
| Total Index Crimes Violations: Male | | 2 | 1 | 1 | 1 | 2 | 0 | 1 |
| Female | | 2 | 1 | 0 | 0 | 0 | 0 | 0 |

| Other Offenses: | | 25-29 | 30-34 | 35-39 | 40-44 | 45-49 | 50-54 | 55-59 |
|--|--------|-------|-------|-------|-------|-------|-------|-------|
| Other Assaults (Return A - 4e) | Male | 0 | 0 | 0 | 1 | 1 | 0 | 0 |
| | Female | 0 | 0 | 0 | 0 | 0 | 0 | 0 |
| Forgery and Counterfeiting | Male | 0 | 0 | 0 | 0 | 0 | 0 | 0 |
| | Female | 0 | 0 | 0 | 0 | 0 | 0 | 0 |
| Fraud | Male | 0 | 0 | 0 | 0 | 0 | 0 | 0 |
| | Female | 0 | 0 | 0 | 0 | 0 | 0 | 0 |
| Embezzlement | Male | 0 | 0 | 0 | 0 | 0 | 0 | 0 |
| | Female | 0 | 0 | 0 | 0 | 0 | 0 | 0 |
| Stolen Property; Buying, Receiving, Possessing | Male | 0 | 0 | 0 | 0 | 0 | 0 | 0 |
| | Female | 0 | 0 | 0 | 0 | 0 | 0 | 0 |
| Vandalism | Male | 0 | 0 | 0 | 0 | 0 | 0 | 0 |
| | Female | 0 | 0 | 0 | 0 | 0 | 0 | 0 |
| Weapons; Carrying, Possessing, etc. | Male | 0 | 0 | 0 | 0 | 0 | 0 | 0 |
| | Female | 0 | 0 | 0 | 0 | 0 | 0 | 0 |
| Total Other Offense Violations: Male | | 0 | 0 | 0 | 1 | 1 | 0 | 0 |
| Female | | 0 | 0 | 0 | 0 | 0 | 0 | 0 |

| Prostitution and Commercialized Vice: | | 25-29 | 30-34 | 35-39 | 40-44 | 45-49 | 50-54 | 55-59 |
|---|--------|-------|-------|-------|-------|-------|-------|-------|
| Prostitution | Male | 0 | 0 | 0 | 0 | 0 | 0 | 0 |
| | Female | 0 | 0 | 0 | 0 | 0 | 0 | 0 |
| Assisting or Promoting Prostitution | Male | 0 | 0 | 0 | 0 | 0 | 0 | 0 |
| | Female | 0 | 0 | 0 | 0 | 0 | 0 | 0 |
| Purchasing Prostitution | Male | 0 | 0 | 0 | 0 | 0 | 0 | 0 |
| | Female | 0 | 0 | 0 | 0 | 0 | 0 | 0 |
| Sex Offenses (Except Forcible Rape and Prostitution) | Male | 0 | 0 | 0 | 0 | 0 | 0 | 0 |
| | Female | 0 | 0 | 0 | 0 | 0 | 0 | 0 |
| Total Prostitution & Commercialized Vice Violations: Male | | 0 | 0 | 0 | 0 | 0 | 0 | 0 |
| Female | | 0 | 0 | 0 | 0 | 0 | 0 | 0 |

2016 Carlin PD Arrests - Adult
25 - 59 Years of Age

Drug Abuse Violations:

| Sale/Manufacturing: | | 25-29 | 30-34 | 35-39 | 40-44 | 45-49 | 50-54 | 55-59 |
|--|--------|--------------|--------------|--------------|--------------|--------------|--------------|--------------|
| Opium or Cocaine and Their Derivatives (Morphine, Heroin, Codeine) | Male | 0 | 0 | 0 | 0 | 0 | 0 | 0 |
| | Female | 0 | 0 | 0 | 0 | 0 | 0 | 0 |
| Marijuana | Male | 1 | 1 | 0 | 0 | 0 | 0 | 0 |
| | Female | 0 | 0 | 0 | 0 | 0 | 0 | 0 |
| Synthetic Narcotics - Manufactured Narcotics Which Can Cause True Drug Addiction Demerol, Methadones) | Male | 1 | 0 | 0 | 0 | 0 | 0 | 0 |
| | Female | 0 | 0 | 0 | 0 | 0 | 0 | 0 |
| Other - Dangerous Nonnarcotic Drugs (Barbiturates, Benzedrine) | Male | 0 | 0 | 0 | 0 | 0 | 0 | 0 |
| | Female | 0 | 0 | 0 | 0 | 0 | 0 | 0 |
| Possession: | | | | | | | | |
| Opium or Cocaine and Their Derivatives (Morphine, Heroin, Codeine) | Male | 0 | 0 | 0 | 0 | 0 | 0 | 0 |
| | Female | 0 | 0 | 0 | 0 | 0 | 0 | 0 |
| Marijuana | Male | 6 | 3 | 0 | 1 | 1 | 0 | 0 |
| | Female | 2 | 0 | 1 | 0 | 0 | 0 | 0 |
| Synthetic Narcotics - Manufactured Narcotics Which Can Cause True Drug Addiction (Demerol, Methadones) | Male | 0 | 2 | 4 | 0 | 0 | 0 | 0 |
| | Female | 1 | 0 | 1 | 0 | 0 | 0 | 0 |
| Other - Dangerous Nonnarcotic Drugs (Barbiturates, Benzedrine) | Male | 0 | 0 | 0 | 0 | 0 | 0 | 0 |
| | Female | 0 | 0 | 0 | 0 | 0 | 0 | 0 |
| Total Drug Abuse Violations: | | | | | | | | |
| | Male | 8 | 6 | 4 | 1 | 1 | 0 | 0 |
| | Female | 3 | 0 | 2 | 0 | 0 | 0 | 0 |

Gambling:

| | | 25-29 | 30-34 | 35-39 | 40-44 | 45-49 | 50-54 | 55-59 |
|-----------------------------------|--------|--------------|--------------|--------------|--------------|--------------|--------------|--------------|
| Bookmaking (Horse and Sport Book) | Male | 0 | 0 | 0 | 0 | 0 | 0 | 0 |
| | Female | 0 | 0 | 0 | 0 | 0 | 0 | 0 |
| Numbers and Lottery | Male | 0 | 0 | 0 | 0 | 0 | 0 | 0 |
| | Female | 0 | 0 | 0 | 0 | 0 | 0 | 0 |
| All Other Gambling | Male | 0 | 0 | 0 | 0 | 0 | 0 | 0 |
| | Female | 0 | 0 | 0 | 0 | 0 | 0 | 0 |
| Total Gambling Violations: | | | | | | | | |
| | Male | 0 | 0 | 0 | 0 | 0 | 0 | 0 |
| | Female | 0 | 0 | 0 | 0 | 0 | 0 | 0 |

Miscellaneous:

| | | 25-29 | 30-34 | 35-39 | 40-44 | 45-49 | 50-54 | 55-59 |
|--|--------|--------------|--------------|--------------|--------------|--------------|--------------|--------------|
| Offenses Against the Family and Children | Male | 0 | 0 | 0 | 0 | 0 | 0 | 0 |
| | Female | 0 | 0 | 0 | 0 | 0 | 0 | 0 |
| Driving Under the Influence | Male | 0 | 1 | 0 | 1 | 0 | 3 | 1 |
| | Female | 1 | 0 | 0 | 1 | 0 | 0 | 0 |
| Liquor Laws | Male | 1 | 0 | 0 | 0 | 0 | 0 | 0 |
| | Female | 0 | 0 | 0 | 0 | 0 | 0 | 0 |
| Drunkenness | Male | 0 | 0 | 0 | 0 | 0 | 0 | 0 |
| | Female | 0 | 0 | 0 | 0 | 0 | 0 | 0 |
| Disorderly Conduct | Male | 0 | 0 | 0 | 0 | 2 | 0 | 1 |
| | Female | 0 | 0 | 0 | 0 | 0 | 0 | 0 |
| Vagrancy | Male | 0 | 0 | 0 | 0 | 0 | 0 | 0 |
| | Female | 0 | 0 | 0 | 0 | 0 | 0 | 0 |
| All Other Offenses (Except Traffic) | Male | 7 | 9 | 3 | 2 | 1 | 2 | 1 |
| | Female | 2 | 1 | 3 | 2 | 4 | 3 | 0 |
| Suspicion | Male | 0 | 0 | 0 | 0 | 0 | 0 | 0 |
| | Female | 0 | 0 | 0 | 0 | 0 | 0 | 0 |
| Total Miscellaneous Violations: | | | | | | | | |
| | Male | 8 | 10 | 3 | 3 | 3 | 5 | 3 |
| | Female | 3 | 1 | 3 | 3 | 4 | 3 | 0 |

Human Trafficking:

| | | 25-29 | 30-34 | 35-39 | 40-44 | 45-49 | 50-54 | 55-59 |
|--|--------|--------------|--------------|--------------|--------------|--------------|--------------|--------------|
| Human Trafficking/ Commercial Sex Acts | Male | 0 | 0 | 0 | 0 | 0 | 0 | 0 |
| | Female | 0 | 0 | 0 | 0 | 0 | 0 | 0 |
| Human Trafficking/ Involuntary Servitude | Male | 0 | 0 | 0 | 0 | 0 | 0 | 0 |
| | Female | 0 | 0 | 0 | 0 | 0 | 0 | 0 |
| Total Human Trafficking Violations: | | | | | | | | |
| | Male | 0 | 0 | 0 | 0 | 0 | 0 | 0 |
| | Female | 0 | 0 | 0 | 0 | 0 | 0 | 0 |

2016 Elko PD Arrests - Adult
25 - 59 Years of Age

| Index Crime: | | 25-29 | 30-34 | 35-39 | 40-44 | 45-49 | 50-54 | 55-59 |
|--|--------|-------|-------|-------|-------|-------|-------|-------|
| Murder and Nonnegligent Manslaughter | Male | 0 | 1 | 0 | 0 | 1 | 0 | 0 |
| | Female | 0 | 0 | 0 | 0 | 0 | 0 | 0 |
| Manslaughter by Negligence | Male | 0 | 0 | 0 | 0 | 0 | 0 | 0 |
| | Female | 0 | 0 | 0 | 0 | 0 | 0 | 0 |
| Rape | Male | 1 | 0 | 0 | 0 | 0 | 0 | 0 |
| | Female | 0 | 0 | 0 | 0 | 0 | 0 | 0 |
| Robbery | Male | 0 | 1 | 0 | 0 | 0 | 0 | 0 |
| | Female | 0 | 0 | 0 | 1 | 0 | 0 | 0 |
| Aggravated Assault (Return A - 4a-d) | Male | 0 | 1 | 1 | 1 | 1 | 1 | 1 |
| | Female | 0 | 0 | 0 | 0 | 0 | 0 | 0 |
| Burglary - Breaking or Entering | Male | 3 | 0 | 4 | 3 | 0 | 0 | 1 |
| | Female | 0 | 1 | 0 | 0 | 0 | 1 | 0 |
| Larceny - Theft (Except Motor Vehicle Theft) | Male | 3 | 1 | 0 | 1 | 0 | 1 | 2 |
| | Female | 4 | 5 | 3 | 2 | 0 | 0 | 0 |
| Motor Vehicle Theft | Male | 0 | 1 | 3 | 0 | 1 | 0 | 0 |
| | Female | 0 | 0 | 0 | 0 | 0 | 0 | 0 |
| Arson | Male | 0 | 0 | 0 | 0 | 0 | 0 | 0 |
| | Female | 0 | 0 | 0 | 0 | 0 | 0 | 0 |
| Total Index Crimes Violations: Male | | 7 | 5 | 8 | 5 | 3 | 2 | 4 |
| Female | | 4 | 6 | 3 | 3 | 0 | 1 | 0 |

| Other Offenses: | | 25-29 | 30-34 | 35-39 | 40-44 | 45-49 | 50-54 | 55-59 |
|--|--------|-------|-------|-------|-------|-------|-------|-------|
| Other Assaults (Return A - 4e) | Male | 4 | 7 | 7 | 2 | 3 | 4 | 0 |
| | Female | 5 | 5 | 6 | 3 | 0 | 2 | 0 |
| Forgery and Counterfeiting | Male | 0 | 0 | 0 | 0 | 1 | 0 | 0 |
| | Female | 0 | 0 | 0 | 0 | 0 | 0 | 0 |
| Fraud | Male | 0 | 0 | 1 | 0 | 0 | 0 | 0 |
| | Female | 0 | 0 | 0 | 0 | 0 | 0 | 0 |
| Embezzlement | Male | 0 | 0 | 0 | 0 | 0 | 0 | 0 |
| | Female | 0 | 0 | 0 | 0 | 0 | 0 | 0 |
| Stolen Property; Buying, Receiving, Possessing | Male | 3 | 3 | 2 | 0 | 0 | 0 | 2 |
| | Female | 0 | 1 | 1 | 1 | 0 | 0 | 0 |
| Vandalism | Male | 1 | 1 | 3 | 0 | 0 | 0 | 0 |
| | Female | 0 | 0 | 0 | 0 | 0 | 0 | 0 |
| Weapons; Carrying, Possessing, etc. | Male | 2 | 2 | 1 | 1 | 0 | 0 | 1 |
| | Female | 0 | 0 | 0 | 0 | 0 | 0 | 0 |
| Total Other Offense Violations: Male | | 10 | 13 | 14 | 3 | 4 | 4 | 3 |
| Female | | 5 | 6 | 7 | 4 | 0 | 2 | 0 |

| Prostitution and Commercialized Vice: | | 25-29 | 30-34 | 35-39 | 40-44 | 45-49 | 50-54 | 55-59 |
|---|--------|-------|-------|-------|-------|-------|-------|-------|
| Prostitution | Male | 0 | 0 | 0 | 0 | 0 | 0 | 0 |
| | Female | 0 | 0 | 0 | 0 | 0 | 0 | 0 |
| Assisting or Promoting Prostitution | Male | 0 | 0 | 0 | 0 | 0 | 0 | 0 |
| | Female | 0 | 0 | 0 | 0 | 0 | 0 | 0 |
| Purchasing Prostitution | Male | 0 | 0 | 0 | 0 | 0 | 0 | 0 |
| | Female | 0 | 0 | 0 | 0 | 0 | 0 | 0 |
| Sex Offenses (Except Forcible Rape and Prostitution) | Male | 2 | 0 | 1 | 0 | 0 | 0 | 0 |
| | Female | 0 | 0 | 0 | 0 | 0 | 0 | 0 |
| Total Prostitution & Commercialized Vice Violations: Male | | 2 | 0 | 1 | 0 | 0 | 0 | 0 |
| Female | | 0 | 0 | 0 | 0 | 0 | 0 | 0 |

2016 Elko PD Arrests - Adult
25 - 59 Years of Age

Drug Abuse Violations:

| Sale/Manufacturing: | | 25-29 | 30-34 | 35-39 | 40-44 | 45-49 | 50-54 | 55-59 |
|--|--------|--------------|--------------|--------------|--------------|--------------|--------------|--------------|
| Opium or Cocaine and Their Derivatives (Morphine, Heroin, Codeine) | Male | 1 | 0 | 1 | 0 | 0 | 0 | 1 |
| | Female | 0 | 2 | 0 | 0 | 0 | 0 | 0 |
| Marijuana | Male | 0 | 1 | 0 | 0 | 0 | 0 | 0 |
| | Female | 0 | 0 | 0 | 0 | 0 | 0 | 0 |
| Synthetic Narcotics - Manufactured Narcotics Which Can Cause True Drug Addiction (Demerol, Methadones) | Male | 0 | 0 | 0 | 0 | 0 | 0 | 0 |
| | Female | 0 | 0 | 0 | 1 | 0 | 0 | 0 |
| Other - Dangerous Nonnarcotic Drugs (Barbiturates, Benzedrine) | Male | 0 | 0 | 0 | 0 | 0 | 0 | 0 |
| | Female | 0 | 0 | 0 | 0 | 0 | 0 | 0 |
| Possession: | | | | | | | | |
| Opium or Cocaine and Their Derivatives (Morphine, Heroin, Codeine) | Male | 4 | 0 | 0 | 0 | 2 | 0 | 1 |
| | Female | 1 | 0 | 0 | 1 | 0 | 0 | 0 |
| Marijuana | Male | 3 | 2 | 0 | 0 | 0 | 0 | 0 |
| | Female | 0 | 0 | 1 | 0 | 0 | 0 | 0 |
| Synthetic Narcotics - Manufactured Narcotics Which Can Cause True Drug Addiction (Demerol, Methadones) | Male | 4 | 4 | 4 | 2 | 2 | 1 | 2 |
| | Female | 1 | 1 | 3 | 1 | 0 | 0 | 0 |
| Other - Dangerous Nonnarcotic Drugs (Barbiturates, Benzedrine) | Male | 0 | 0 | 0 | 0 | 0 | 0 | 0 |
| | Female | 0 | 0 | 0 | 0 | 0 | 0 | 0 |
| Total Drug Abuse Violations: | | | | | | | | |
| | Male | 12 | 7 | 5 | 2 | 4 | 1 | 4 |
| | Female | 2 | 3 | 4 | 3 | 0 | 0 | 0 |

Gambling:

| | | 25-29 | 30-34 | 35-39 | 40-44 | 45-49 | 50-54 | 55-59 |
|-----------------------------------|--------|--------------|--------------|--------------|--------------|--------------|--------------|--------------|
| Bookmaking (Horse and Sport Book) | Male | 0 | 0 | 0 | 0 | 0 | 0 | 0 |
| | Female | 0 | 0 | 0 | 0 | 0 | 0 | 0 |
| Numbers and Lottery | Male | 0 | 0 | 0 | 0 | 0 | 0 | 0 |
| | Female | 0 | 0 | 0 | 0 | 0 | 0 | 0 |
| All Other Gambling | Male | 0 | 0 | 0 | 0 | 0 | 0 | 0 |
| | Female | 0 | 0 | 0 | 0 | 0 | 0 | 0 |
| Total Gambling Violations: | | | | | | | | |
| | Male | 0 | 0 | 0 | 0 | 0 | 0 | 0 |
| | Female | 0 | 0 | 0 | 0 | 0 | 0 | 0 |

Miscellaneous:

| | | 25-29 | 30-34 | 35-39 | 40-44 | 45-49 | 50-54 | 55-59 |
|--|--------|--------------|--------------|--------------|--------------|--------------|--------------|--------------|
| Offenses Against the Family and Children | Male | 2 | 0 | 0 | 0 | 0 | 0 | 0 |
| | Female | 0 | 0 | 1 | 0 | 0 | 0 | 0 |
| Driving Under the Influence | Male | 14 | 6 | 3 | 7 | 3 | 0 | 0 |
| | Female | 1 | 1 | 3 | 3 | 1 | 1 | 2 |
| Liquor Laws | Male | 0 | 0 | 0 | 0 | 0 | 0 | 0 |
| | Female | 0 | 0 | 0 | 0 | 0 | 0 | 0 |
| Drunkenness | Male | 1 | 0 | 0 | 0 | 0 | 2 | 0 |
| | Female | 0 | 0 | 0 | 0 | 0 | 0 | 0 |
| Disorderly Conduct | Male | 10 | 4 | 3 | 2 | 3 | 1 | 2 |
| | Female | 1 | 2 | 2 | 0 | 1 | 1 | 0 |
| Vagrancy | Male | 0 | 0 | 0 | 0 | 0 | 0 | 0 |
| | Female | 0 | 0 | 0 | 0 | 0 | 0 | 0 |
| All Other Offenses (Except Traffic) | Male | 60 | 39 | 35 | 23 | 26 | 20 | 7 |
| | Female | 24 | 23 | 18 | 16 | 8 | 6 | 1 |
| Suspicion | Male | 0 | 0 | 0 | 0 | 0 | 0 | 0 |
| | Female | 0 | 0 | 0 | 0 | 0 | 0 | 0 |
| Total Miscellaneous Violations: | | | | | | | | |
| | Male | 87 | 49 | 41 | 32 | 32 | 23 | 9 |
| | Female | 26 | 26 | 24 | 19 | 10 | 8 | 3 |

Human Trafficking:

| | | 25-29 | 30-34 | 35-39 | 40-44 | 45-49 | 50-54 | 55-59 |
|--|--------|--------------|--------------|--------------|--------------|--------------|--------------|--------------|
| Human Trafficking/ Commercial Sex Acts | Male | 0 | 0 | 0 | 0 | 0 | 0 | 0 |
| | Female | 0 | 0 | 0 | 0 | 0 | 0 | 0 |
| Human Trafficking/ Involuntary Servitude | Male | 0 | 0 | 0 | 0 | 0 | 0 | 0 |
| | Female | 0 | 0 | 0 | 0 | 0 | 0 | 0 |
| Total Human Trafficking Violations: | | | | | | | | |
| | Male | 0 | 0 | 0 | 0 | 0 | 0 | 0 |
| | Female | 0 | 0 | 0 | 0 | 0 | 0 | 0 |

2016 Elko County SO Arrests - Adult
25 - 59 Years of Age

| Index Crime: | | 25-29 | 30-34 | 35-39 | 40-44 | 45-49 | 50-54 | 55-59 |
|--|--------|-------|-------|-------|-------|-------|-------|-------|
| Murder and Nonnegligent Manslaughter | Male | 0 | 0 | 1 | 0 | 1 | 0 | 0 |
| | Female | 0 | 0 | 0 | 0 | 0 | 0 | 0 |
| Manslaughter by Negligence | Male | 0 | 0 | 0 | 0 | 0 | 0 | 0 |
| | Female | 0 | 0 | 0 | 0 | 0 | 0 | 0 |
| Rape | Male | 0 | 0 | 0 | 0 | 0 | 0 | 0 |
| | Female | 0 | 0 | 0 | 0 | 0 | 0 | 0 |
| Robbery | Male | 0 | 0 | 0 | 0 | 0 | 0 | 0 |
| | Female | 0 | 0 | 0 | 0 | 0 | 0 | 0 |
| Aggravated Assault (Return A - 4a-d) | Male | 4 | 4 | 0 | 1 | 3 | 0 | 0 |
| | Female | 0 | 0 | 0 | 1 | 0 | 0 | 0 |
| Burglary - Breaking or Entering | Male | 3 | 0 | 0 | 0 | 1 | 0 | 0 |
| | Female | 0 | 0 | 0 | 0 | 0 | 0 | 0 |
| Larceny - Theft (Except Motor Vehicle Theft) | Male | 2 | 3 | 1 | 0 | 1 | 0 | 0 |
| | Female | 0 | 0 | 1 | 0 | 0 | 1 | 0 |
| Motor Vehicle Theft | Male | 0 | 0 | 1 | 0 | 0 | 0 | 0 |
| | Female | 0 | 0 | 0 | 0 | 0 | 0 | 0 |
| Arson | Male | 0 | 0 | 0 | 0 | 0 | 0 | 0 |
| | Female | 0 | 0 | 0 | 0 | 0 | 0 | 0 |
| Total Index Crimes Violations: Male | | 9 | 7 | 3 | 1 | 6 | 0 | 0 |
| Female | | 0 | 0 | 1 | 1 | 0 | 1 | 0 |

| Other Offenses: | | 25-29 | 30-34 | 35-39 | 40-44 | 45-49 | 50-54 | 55-59 |
|--|--------|-------|-------|-------|-------|-------|-------|-------|
| Other Assaults (Return A - 4e) | Male | 7 | 7 | 7 | 7 | 4 | 0 | 1 |
| | Female | 0 | 3 | 1 | 5 | 3 | 1 | 1 |
| Forgery and Counterfeiting | Male | 2 | 5 | 0 | 0 | 0 | 0 | 0 |
| | Female | 0 | 1 | 0 | 0 | 0 | 0 | 0 |
| Fraud | Male | 3 | 0 | 1 | 1 | 0 | 2 | 0 |
| | Female | 0 | 1 | 1 | 1 | 0 | 2 | 0 |
| Embezzlement | Male | 1 | 0 | 0 | 1 | 0 | 1 | 0 |
| | Female | 0 | 0 | 0 | 0 | 0 | 0 | 0 |
| Stolen Property; Buying, Receiving, Possessing | Male | 2 | 1 | 2 | 0 | 0 | 0 | 0 |
| | Female | 0 | 0 | 0 | 0 | 0 | 0 | 0 |
| Vandalism | Male | 7 | 1 | 0 | 0 | 1 | 1 | 0 |
| | Female | 0 | 1 | 0 | 0 | 0 | 0 | 0 |
| Weapons; Carrying, Possessing, etc. | Male | 1 | 2 | 0 | 2 | 0 | 0 | 0 |
| | Female | 0 | 1 | 1 | 0 | 0 | 1 | 0 |
| Total Other Offense Violations: Male | | 23 | 16 | 10 | 11 | 5 | 4 | 1 |
| Female | | 0 | 7 | 3 | 6 | 3 | 4 | 1 |

| Prostitution and Commercialized Vice: | | 25-29 | 30-34 | 35-39 | 40-44 | 45-49 | 50-54 | 55-59 |
|---|--------|-------|-------|-------|-------|-------|-------|-------|
| Prostitution | Male | 0 | 0 | 0 | 0 | 0 | 0 | 0 |
| | Female | 0 | 0 | 0 | 0 | 0 | 0 | 0 |
| Assisting or Promoting Prostitution | Male | 0 | 0 | 0 | 0 | 0 | 0 | 0 |
| | Female | 0 | 0 | 0 | 0 | 0 | 0 | 0 |
| Purchasing Prostitution | Male | 0 | 0 | 0 | 0 | 0 | 0 | 0 |
| | Female | 0 | 0 | 0 | 0 | 0 | 0 | 0 |
| Sex Offenses (Except Forcible Rape and Prostitution) | Male | 0 | 0 | 0 | 0 | 0 | 0 | 0 |
| | Female | 0 | 0 | 0 | 1 | 0 | 0 | 0 |
| Total Prostitution & Commercialized Vice Violations: Male | | 0 | 0 | 0 | 0 | 0 | 0 | 0 |
| Female | | 0 | 0 | 0 | 1 | 0 | 0 | 0 |

2016 Elko County SO Arrests - Adult
25 - 59 Years of Age

Drug Abuse Violations:

| Sale/Manufacturing: | | 25-29 | 30-34 | 35-39 | 40-44 | 45-49 | 50-54 | 55-59 |
|--|--------|--------------|--------------|--------------|--------------|--------------|--------------|--------------|
| Opium or Cocaine and Their Derivatives (Morphine, Heroin, Codeine) | Male | 0 | 0 | 0 | 0 | 0 | 0 | 0 |
| | Female | 0 | 0 | 0 | 0 | 0 | 0 | 0 |
| Marijuana | Male | 0 | 0 | 1 | 0 | 0 | 0 | 0 |
| | Female | 0 | 0 | 0 | 0 | 0 | 0 | 0 |
| Synthetic Narcotics - Manufactured Narcotics Which Can Cause True Drug Addiction Demerol, Methadones) | Male | 0 | 0 | 0 | 1 | 0 | 0 | 1 |
| | Female | 0 | 0 | 0 | 0 | 0 | 0 | 0 |
| Other - Dangerous Nonnarcotic Drugs (Barbiturates, Benzedrine) | Male | 0 | 0 | 0 | 0 | 0 | 0 | 0 |
| | Female | 0 | 0 | 0 | 0 | 0 | 0 | 0 |
| Possession: | | | | | | | | |
| Opium or Cocaine and Their Derivatives (Morphine, Heroin, Codeine) | Male | 0 | 0 | 0 | 0 | 0 | 0 | 0 |
| | Female | 0 | 0 | 0 | 0 | 0 | 0 | 0 |
| Marijuana | Male | 4 | 4 | 0 | 1 | 3 | 2 | 0 |
| | Female | 0 | 0 | 2 | 1 | 0 | 0 | 0 |
| Synthetic Narcotics - Manufactured Narcotics Which Can Cause True Drug Addiction (Demerol, Methadones) | Male | 0 | 0 | 1 | 0 | 0 | 0 | 0 |
| | Female | 0 | 0 | 1 | 0 | 0 | 0 | 0 |
| Other - Dangerous Nonnarcotic Drugs (Barbiturates, Benzedrine) | Male | 3 | 0 | 0 | 0 | 0 | 0 | 0 |
| | Female | 0 | 0 | 0 | 1 | 0 | 0 | 0 |
| Total Drug Abuse Violations: | | | | | | | | |
| | Male | 7 | 4 | 2 | 2 | 3 | 2 | 1 |
| | Female | 0 | 0 | 3 | 2 | 0 | 0 | 0 |

Gambling:

| | | 25-29 | 30-34 | 35-39 | 40-44 | 45-49 | 50-54 | 55-59 |
|-----------------------------------|--------|--------------|--------------|--------------|--------------|--------------|--------------|--------------|
| Bookmaking (Horse and Sport Book) | Male | 0 | 0 | 0 | 0 | 0 | 0 | 0 |
| | Female | 0 | 0 | 0 | 0 | 0 | 0 | 0 |
| Numbers and Lottery | Male | 0 | 0 | 0 | 0 | 0 | 0 | 0 |
| | Female | 0 | 0 | 0 | 0 | 0 | 0 | 0 |
| All Other Gambling | Male | 0 | 0 | 1 | 1 | 0 | 0 | 0 |
| | Female | 0 | 0 | 0 | 0 | 0 | 0 | 0 |
| Total Gambling Violations: | | | | | | | | |
| | Male | 0 | 0 | 1 | 1 | 0 | 0 | 0 |
| | Female | 0 | 0 | 0 | 0 | 0 | 0 | 0 |

Miscellaneous:

| | | 25-29 | 30-34 | 35-39 | 40-44 | 45-49 | 50-54 | 55-59 |
|--|--------|--------------|--------------|--------------|--------------|--------------|--------------|--------------|
| Offenses Against the Family and Children | Male | 2 | 1 | 0 | 0 | 0 | 1 | 0 |
| | Female | 2 | 2 | 0 | 0 | 0 | 0 | 0 |
| Driving Under the Influence | Male | 9 | 8 | 3 | 0 | 4 | 0 | 1 |
| | Female | 2 | 0 | 1 | 2 | 4 | 1 | 0 |
| Liquor Laws | Male | 1 | 0 | 0 | 0 | 0 | 1 | 0 |
| | Female | 0 | 0 | 0 | 0 | 0 | 0 | 0 |
| Drunkenness | Male | 0 | 0 | 0 | 0 | 0 | 0 | 0 |
| | Female | 0 | 0 | 0 | 0 | 0 | 0 | 0 |
| Disorderly Conduct | Male | 2 | 4 | 6 | 3 | 1 | 2 | 1 |
| | Female | 3 | 4 | 0 | 1 | 0 | 1 | 0 |
| Vagrancy | Male | 0 | 0 | 0 | 0 | 0 | 0 | 0 |
| | Female | 0 | 0 | 0 | 0 | 0 | 0 | 0 |
| All Other Offenses (Except Traffic) | Male | 66 | 54 | 43 | 23 | 20 | 22 | 10 |
| | Female | 28 | 23 | 23 | 10 | 8 | 8 | 5 |
| Suspicion | Male | 0 | 0 | 0 | 0 | 0 | 0 | 0 |
| | Female | 0 | 0 | 0 | 0 | 0 | 0 | 0 |
| Total Miscellaneous Violations: | | | | | | | | |
| | Male | 80 | 67 | 52 | 26 | 25 | 26 | 12 |
| | Female | 35 | 29 | 24 | 13 | 12 | 10 | 5 |

Human Trafficking:

| | | 25-29 | 30-34 | 35-39 | 40-44 | 45-49 | 50-54 | 55-59 |
|--|--------|--------------|--------------|--------------|--------------|--------------|--------------|--------------|
| Human Trafficking/ Commercial Sex Acts | Male | 0 | 0 | 0 | 0 | 0 | 0 | 0 |
| | Female | 0 | 0 | 0 | 0 | 0 | 0 | 0 |
| Human Trafficking/ Involuntary Servitude | Male | 0 | 0 | 0 | 0 | 0 | 0 | 0 |
| | Female | 0 | 0 | 0 | 0 | 0 | 0 | 0 |
| Total Human Trafficking Violations: | | | | | | | | |
| | Male | 0 | 0 | 0 | 0 | 0 | 0 | 0 |
| | Female | 0 | 0 | 0 | 0 | 0 | 0 | 0 |

2016 West Wendover PD Arrests - Adult
25 - 59 Years of Age

| Index Crime: | | 25-29 | 30-34 | 35-39 | 40-44 | 45-49 | 50-54 | 55-59 |
|--|--------|-------|-------|-------|-------|-------|-------|-------|
| Murder and Nonnegligent Manslaughter | Male | 0 | 0 | 0 | 0 | 0 | 0 | 0 |
| | Female | 0 | 0 | 0 | 0 | 0 | 0 | 0 |
| Manslaughter by Negligence | Male | 0 | 0 | 0 | 0 | 0 | 0 | 0 |
| | Female | 0 | 0 | 0 | 0 | 0 | 0 | 0 |
| Rape | Male | 0 | 0 | 0 | 0 | 0 | 0 | 0 |
| | Female | 0 | 0 | 0 | 0 | 0 | 0 | 0 |
| Robbery | Male | 0 | 0 | 0 | 0 | 0 | 0 | 0 |
| | Female | 0 | 0 | 0 | 0 | 0 | 0 | 0 |
| Aggravated Assault (Return A - 4a-d) | Male | 1 | 0 | 0 | 0 | 0 | 0 | 0 |
| | Female | 1 | 0 | 0 | 0 | 0 | 0 | 0 |
| Burglary - Breaking or Entering | Male | 1 | 1 | 2 | 0 | 0 | 0 | 0 |
| | Female | 0 | 0 | 0 | 0 | 0 | 0 | 0 |
| Larceny - Theft (Except Motor Vehicle Theft) | Male | 0 | 0 | 0 | 0 | 0 | 0 | 0 |
| | Female | 0 | 0 | 0 | 0 | 0 | 0 | 0 |
| Motor Vehicle Theft | Male | 1 | 0 | 0 | 0 | 0 | 0 | 0 |
| | Female | 0 | 0 | 0 | 0 | 0 | 0 | 0 |
| Arson | Male | 0 | 0 | 0 | 0 | 0 | 0 | 0 |
| | Female | 0 | 0 | 0 | 0 | 0 | 0 | 0 |
| Total Index Crimes Violations: Male | | 3 | 1 | 2 | 0 | 0 | 0 | 0 |
| Female | | 1 | 0 | 0 | 0 | 0 | 0 | 0 |

| Other Offenses: | | 25-29 | 30-34 | 35-39 | 40-44 | 45-49 | 50-54 | 55-59 |
|--|--------|-------|-------|-------|-------|-------|-------|-------|
| Other Assaults (Return A - 4e) | Male | 3 | 2 | 1 | 4 | 2 | 2 | 1 |
| | Female | 4 | 1 | 1 | 1 | 0 | 0 | 0 |
| Forgery and Counterfeiting | Male | 0 | 3 | 0 | 1 | 0 | 0 | 0 |
| | Female | 1 | 0 | 0 | 0 | 2 | 1 | 0 |
| Fraud | Male | 1 | 0 | 0 | 0 | 0 | 0 | 0 |
| | Female | 0 | 0 | 0 | 0 | 0 | 0 | 0 |
| Embezzlement | Male | 0 | 0 | 0 | 0 | 0 | 0 | 0 |
| | Female | 0 | 0 | 0 | 0 | 0 | 0 | 0 |
| Stolen Property; Buying, Receiving, Possessing | Male | 1 | 1 | 0 | 0 | 0 | 0 | 0 |
| | Female | 0 | 0 | 0 | 0 | 0 | 0 | 0 |
| Vandalism | Male | 0 | 0 | 0 | 0 | 0 | 0 | 0 |
| | Female | 0 | 0 | 0 | 0 | 0 | 0 | 0 |
| Weapons; Carrying, Possessing, etc. | Male | 0 | 0 | 0 | 0 | 0 | 0 | 0 |
| | Female | 0 | 0 | 0 | 0 | 0 | 0 | 0 |
| Total Other Offense Violations: Male | | 5 | 6 | 1 | 5 | 2 | 2 | 1 |
| Female | | 5 | 1 | 1 | 1 | 2 | 1 | 0 |

| Prostitution and Commercialized Vice: | | 25-29 | 30-34 | 35-39 | 40-44 | 45-49 | 50-54 | 55-59 |
|---|--------|-------|-------|-------|-------|-------|-------|-------|
| Prostitution | Male | 0 | 0 | 0 | 0 | 0 | 0 | 0 |
| | Female | 0 | 0 | 0 | 0 | 0 | 0 | 0 |
| Assisting or Promoting Prostitution | Male | 0 | 0 | 0 | 0 | 0 | 0 | 0 |
| | Female | 0 | 0 | 0 | 0 | 0 | 0 | 0 |
| Purchasing Prostitution | Male | 0 | 0 | 0 | 0 | 0 | 0 | 0 |
| | Female | 0 | 0 | 0 | 0 | 0 | 0 | 0 |
| Sex Offenses (Except Forcible Rape and Prostitution) | Male | 0 | 0 | 0 | 0 | 0 | 0 | 0 |
| | Female | 0 | 0 | 0 | 0 | 0 | 0 | 0 |
| Total Prostitution & Commercialized Vice Violations: Male | | 0 | 0 | 0 | 0 | 0 | 0 | 0 |
| Female | | 0 | 0 | 0 | 0 | 0 | 0 | 0 |

2016 West Wendover PD Arrests - Adult
25 - 59 Years of Age

Drug Abuse Violations:

| Sale/Manufacturing: | | 25-29 | 30-34 | 35-39 | 40-44 | 45-49 | 50-54 | 55-59 |
|--|--------|--------------|--------------|--------------|--------------|--------------|--------------|--------------|
| Opium or Cocaine and Their Derivatives (Morphine, Heroin, Codeine) | Male | 0 | 0 | 0 | 0 | 0 | 0 | 0 |
| | Female | 0 | 0 | 0 | 0 | 0 | 0 | 0 |
| Marijuana | Male | 0 | 0 | 0 | 0 | 0 | 0 | 0 |
| | Female | 0 | 0 | 0 | 0 | 0 | 0 | 0 |
| Synthetic Narcotics - Manufactured Narcotics Which Can Cause True Drug Addiction (Demerol, Methadones) | Male | 0 | 0 | 0 | 0 | 0 | 1 | 0 |
| | Female | 0 | 0 | 0 | 0 | 0 | 0 | 0 |
| Other - Dangerous Nonnarcotic Drugs (Barbiturates, Benzedrine) | Male | 1 | 0 | 1 | 1 | 0 | 0 | 0 |
| | Female | 0 | 0 | 0 | 0 | 0 | 0 | 0 |
| Possession: | | | | | | | | |
| Opium or Cocaine and Their Derivatives (Morphine, Heroin, Codeine) | Male | 0 | 0 | 0 | 0 | 0 | 0 | 0 |
| | Female | 0 | 0 | 0 | 0 | 0 | 0 | 0 |
| Marijuana | Male | 2 | 0 | 0 | 0 | 0 | 0 | 0 |
| | Female | 0 | 0 | 0 | 0 | 0 | 0 | 0 |
| Synthetic Narcotics - Manufactured Narcotics Which Can Cause True Drug Addiction (Demerol, Methadones) | Male | 0 | 2 | 0 | 0 | 1 | 1 | 0 |
| | Female | 0 | 1 | 1 | 0 | 0 | 0 | 1 |
| Other - Dangerous Nonnarcotic Drugs (Barbiturates, Benzedrine) | Male | 2 | 0 | 0 | 0 | 0 | 0 | 0 |
| | Female | 1 | 0 | 0 | 0 | 0 | 0 | 0 |
| Total Drug Abuse Violations: | | | | | | | | |
| | Male | 5 | 2 | 1 | 1 | 1 | 2 | 0 |
| | Female | 1 | 1 | 1 | 0 | 0 | 0 | 1 |

Gambling:

| | | 25-29 | 30-34 | 35-39 | 40-44 | 45-49 | 50-54 | 55-59 |
|-----------------------------------|--------|--------------|--------------|--------------|--------------|--------------|--------------|--------------|
| Bookmaking (Horse and Sport Book) | Male | 0 | 0 | 0 | 0 | 0 | 0 | 0 |
| | Female | 0 | 0 | 0 | 0 | 0 | 0 | 0 |
| Numbers and Lottery | Male | 0 | 0 | 0 | 0 | 0 | 0 | 0 |
| | Female | 0 | 0 | 0 | 0 | 0 | 0 | 0 |
| All Other Gambling | Male | 0 | 0 | 0 | 0 | 0 | 0 | 0 |
| | Female | 0 | 0 | 0 | 0 | 0 | 0 | 0 |
| Total Gambling Violations: | | | | | | | | |
| | Male | 0 | 0 | 0 | 0 | 0 | 0 | 0 |
| | Female | 0 | 0 | 0 | 0 | 0 | 0 | 0 |

Miscellaneous:

| | | 25-29 | 30-34 | 35-39 | 40-44 | 45-49 | 50-54 | 55-59 |
|--|--------|--------------|--------------|--------------|--------------|--------------|--------------|--------------|
| Offenses Against the Family and Children | Male | 0 | 0 | 0 | 0 | 0 | 0 | 0 |
| | Female | 0 | 0 | 0 | 0 | 0 | 0 | 0 |
| Driving Under the Influence | Male | 3 | 4 | 2 | 6 | 3 | 2 | 3 |
| | Female | 0 | 4 | 1 | 0 | 0 | 0 | 0 |
| Liquor Laws | Male | 0 | 0 | 0 | 0 | 0 | 0 | 0 |
| | Female | 0 | 0 | 0 | 0 | 0 | 0 | 0 |
| Drunkenness | Male | 0 | 0 | 0 | 0 | 0 | 0 | 0 |
| | Female | 0 | 0 | 0 | 0 | 0 | 0 | 0 |
| Disorderly Conduct | Male | 0 | 0 | 0 | 0 | 0 | 0 | 1 |
| | Female | 0 | 0 | 0 | 0 | 0 | 0 | 0 |
| Vagrancy | Male | 0 | 0 | 0 | 0 | 0 | 0 | 0 |
| | Female | 0 | 0 | 0 | 0 | 0 | 0 | 0 |
| All Other Offenses (Except Traffic) | Male | 9 | 9 | 12 | 5 | 5 | 5 | 2 |
| | Female | 2 | 3 | 2 | 8 | 5 | 1 | 1 |
| Suspicion | Male | 0 | 0 | 0 | 0 | 0 | 0 | 0 |
| | Female | 0 | 0 | 0 | 0 | 0 | 0 | 0 |
| Total Miscellaneous Violations: | | | | | | | | |
| | Male | 12 | 13 | 14 | 11 | 8 | 7 | 6 |
| | Female | 2 | 7 | 3 | 8 | 5 | 1 | 1 |

Human Trafficking:

| | | 25-29 | 30-34 | 35-39 | 40-44 | 45-49 | 50-54 | 55-59 |
|--|--------|--------------|--------------|--------------|--------------|--------------|--------------|--------------|
| Human Trafficking/ Commercial Sex Acts | Male | 0 | 0 | 0 | 0 | 0 | 0 | 0 |
| | Female | 0 | 0 | 0 | 0 | 0 | 0 | 0 |
| Human Trafficking/ Involuntary Servitude | Male | 0 | 0 | 0 | 0 | 0 | 0 | 0 |
| | Female | 0 | 0 | 0 | 0 | 0 | 0 | 0 |
| Total Human Trafficking Violations: | | | | | | | | |
| | Male | 0 | 0 | 0 | 0 | 0 | 0 | 0 |
| | Female | 0 | 0 | 0 | 0 | 0 | 0 | 0 |

2016 Esmeralda County Arrests - Adult
25 - 59 Years of Age

| Index Crime: | | 25-29 | 30-34 | 35-39 | 40-44 | 45-49 | 50-54 | 55-59 |
|--|---------------|----------|----------|----------|----------|----------|----------|----------|
| Murder and Nonnegligent Manslaughter | Male | 0 | 0 | 0 | 0 | 0 | 0 | 0 |
| | Female | 0 | 0 | 0 | 0 | 0 | 0 | 0 |
| Manslaughter by Negligence | Male | 0 | 0 | 0 | 0 | 0 | 0 | 0 |
| | Female | 0 | 0 | 0 | 0 | 0 | 0 | 0 |
| Rape | Male | 0 | 0 | 0 | 0 | 0 | 0 | 0 |
| | Female | 0 | 0 | 0 | 0 | 0 | 0 | 0 |
| Robbery | Male | 0 | 0 | 0 | 0 | 0 | 0 | 0 |
| | Female | 0 | 0 | 0 | 0 | 0 | 0 | 0 |
| Aggravated Assault (Return A - 4a-d) | Male | 0 | 0 | 0 | 0 | 0 | 0 | 0 |
| | Female | 0 | 0 | 0 | 0 | 0 | 0 | 0 |
| Burglary - Breaking or Entering | Male | 0 | 0 | 0 | 0 | 0 | 0 | 0 |
| | Female | 0 | 0 | 0 | 0 | 0 | 0 | 0 |
| Larceny - Theft (Except Motor Vehicle Theft) | Male | 0 | 0 | 0 | 0 | 0 | 0 | 0 |
| | Female | 0 | 0 | 0 | 0 | 0 | 0 | 0 |
| Motor Vehicle Theft | Male | 0 | 0 | 0 | 0 | 0 | 0 | 0 |
| | Female | 1 | 0 | 0 | 0 | 0 | 0 | 0 |
| Arson | Male | 0 | 0 | 0 | 0 | 0 | 0 | 0 |
| | Female | 0 | 0 | 0 | 0 | 0 | 0 | 0 |
| Total Index Crimes Violations: | | | | | | | | |
| | Male | 0 | 0 | 0 | 0 | 0 | 0 | 0 |
| | Female | 1 | 0 | 0 | 0 | 0 | 0 | 0 |

| Other Offenses: | | 25-29 | 30-34 | 35-39 | 40-44 | 45-49 | 50-54 | 55-59 |
|--|---------------|----------|----------|----------|----------|----------|----------|----------|
| Other Assaults (Return A - 4e) | Male | 0 | 0 | 0 | 0 | 0 | 0 | 0 |
| | Female | 0 | 0 | 0 | 0 | 0 | 0 | 0 |
| Forgery and Counterfeiting | Male | 0 | 0 | 0 | 0 | 0 | 0 | 0 |
| | Female | 0 | 0 | 0 | 0 | 0 | 0 | 0 |
| Fraud | Male | 0 | 0 | 1 | 0 | 0 | 0 | 0 |
| | Female | 0 | 0 | 0 | 0 | 0 | 0 | 0 |
| Embezzlement | Male | 0 | 0 | 0 | 0 | 0 | 0 | 0 |
| | Female | 0 | 0 | 0 | 0 | 0 | 0 | 0 |
| Stolen Property; Buying, Receiving, Possessing | Male | 0 | 0 | 0 | 0 | 0 | 0 | 0 |
| | Female | 0 | 0 | 0 | 0 | 0 | 0 | 0 |
| Vandalism | Male | 0 | 0 | 0 | 0 | 0 | 0 | 0 |
| | Female | 0 | 0 | 0 | 0 | 0 | 0 | 0 |
| Weapons; Carrying, Possessing, etc. | Male | 0 | 0 | 0 | 0 | 1 | 0 | 0 |
| | Female | 0 | 0 | 1 | 0 | 0 | 0 | 0 |
| Total Other Offense Violations: | | | | | | | | |
| | Male | 0 | 0 | 1 | 0 | 1 | 0 | 0 |
| | Female | 0 | 0 | 1 | 0 | 0 | 0 | 0 |

| Prostitution and Commercialized Vice: | | 25-29 | 30-34 | 35-39 | 40-44 | 45-49 | 50-54 | 55-59 |
|---|---------------|----------|----------|----------|----------|----------|----------|----------|
| Prostitution | Male | 0 | 0 | 0 | 0 | 0 | 0 | 0 |
| | Female | 0 | 0 | 0 | 0 | 0 | 0 | 0 |
| Assisting or Promoting Prostitution | Male | 0 | 0 | 0 | 0 | 0 | 0 | 0 |
| | Female | 0 | 0 | 0 | 0 | 0 | 0 | 0 |
| Purchasing Prostitution | Male | 0 | 0 | 0 | 0 | 0 | 0 | 0 |
| | Female | 0 | 0 | 0 | 0 | 0 | 0 | 0 |
| Sex Offenses (Except Forcible Rape and Prostitution) | Male | 0 | 0 | 0 | 0 | 0 | 0 | 0 |
| | Female | 0 | 0 | 0 | 0 | 0 | 0 | 0 |
| Total Prostitution & Commercialized Vice Violations: | | | | | | | | |
| | Male | 0 | 0 | 0 | 0 | 0 | 0 | 0 |
| | Female | 0 | 0 | 0 | 0 | 0 | 0 | 0 |

2016 Esmeralda County Arrests - Adult
25 - 59 Years of Age

Drug Abuse Violations:

| Sale/Manufacturing: | | 25-29 | 30-34 | 35-39 | 40-44 | 45-49 | 50-54 | 55-59 |
|--|--------|--------------|--------------|--------------|--------------|--------------|--------------|--------------|
| Opium or Cocaine and Their Derivatives (Morphine, Heroin, Codeine) | Male | 0 | 0 | 0 | 0 | 0 | 0 | 0 |
| | Female | 0 | 0 | 0 | 0 | 0 | 0 | 0 |
| Marijuana | Male | 0 | 0 | 0 | 0 | 0 | 0 | 0 |
| | Female | 0 | 0 | 0 | 0 | 0 | 0 | 0 |
| Synthetic Narcotics - Manufactured Narcotics Which Can Cause True Drug Addiction Demerol, Methadones) | Male | 0 | 0 | 0 | 1 | 0 | 0 | 0 |
| | Female | 0 | 1 | 0 | 0 | 0 | 0 | 0 |
| Other - Dangerous Nonnarcotic Drugs (Barbiturates, Benzedrine) | Male | 0 | 0 | 0 | 0 | 0 | 0 | 0 |
| | Female | 0 | 0 | 0 | 0 | 0 | 0 | 0 |
| Possession: | | | | | | | | |
| Opium or Cocaine and Their Derivatives (Morphine, Heroin, Codeine) | Male | 0 | 0 | 0 | 0 | 0 | 0 | 0 |
| | Female | 0 | 0 | 0 | 0 | 0 | 0 | 0 |
| Marijuana | Male | 0 | 0 | 0 | 1 | 0 | 1 | 0 |
| | Female | 1 | 0 | 0 | 0 | 2 | 0 | 0 |
| Synthetic Narcotics - Manufactured Narcotics Which Can Cause True Drug Addiction (Demerol, Methadones) | Male | 0 | 0 | 0 | 0 | 0 | 0 | 0 |
| | Female | 0 | 0 | 0 | 0 | 0 | 0 | 0 |
| Other - Dangerous Nonnarcotic Drugs (Barbiturates, Benzedrine) | Male | 1 | 0 | 0 | 0 | 0 | 0 | 0 |
| | Female | 0 | 0 | 1 | 0 | 0 | 0 | 0 |
| Total Drug Abuse Violations: | | | | | | | | |
| | Male | 1 | 0 | 0 | 2 | 0 | 1 | 0 |
| | Female | 1 | 1 | 1 | 0 | 2 | 0 | 0 |

Gambling:

| | | 25-29 | 30-34 | 35-39 | 40-44 | 45-49 | 50-54 | 55-59 |
|-----------------------------------|--------|--------------|--------------|--------------|--------------|--------------|--------------|--------------|
| Bookmaking (Horse and Sport Book) | Male | 0 | 0 | 0 | 0 | 0 | 0 | 0 |
| | Female | 0 | 0 | 0 | 0 | 0 | 0 | 0 |
| Numbers and Lottery | Male | 0 | 0 | 0 | 0 | 0 | 0 | 0 |
| | Female | 0 | 0 | 0 | 0 | 0 | 0 | 0 |
| All Other Gambling | Male | 0 | 0 | 0 | 0 | 0 | 0 | 0 |
| | Female | 0 | 0 | 0 | 0 | 0 | 0 | 0 |
| Total Gambling Violations: | | | | | | | | |
| | Male | 0 | 0 | 0 | 0 | 0 | 0 | 0 |
| | Female | 0 | 0 | 0 | 0 | 0 | 0 | 0 |

Miscellaneous:

| | | 25-29 | 30-34 | 35-39 | 40-44 | 45-49 | 50-54 | 55-59 |
|--|--------|--------------|--------------|--------------|--------------|--------------|--------------|--------------|
| Offenses Against the Family and Children | Male | 0 | 0 | 0 | 0 | 0 | 0 | 0 |
| | Female | 0 | 0 | 0 | 0 | 0 | 0 | 0 |
| Driving Under the Influence | Male | 0 | 1 | 0 | 1 | 0 | 0 | 1 |
| | Female | 0 | 0 | 0 | 0 | 0 | 0 | 0 |
| Liquor Laws | Male | 0 | 0 | 0 | 0 | 0 | 0 | 0 |
| | Female | 0 | 0 | 0 | 0 | 0 | 0 | 0 |
| Drunkenness | Male | 0 | 0 | 0 | 0 | 0 | 0 | 0 |
| | Female | 0 | 0 | 0 | 0 | 0 | 0 | 0 |
| Disorderly Conduct | Male | 0 | 0 | 0 | 0 | 0 | 0 | 1 |
| | Female | 0 | 0 | 0 | 0 | 0 | 0 | 0 |
| Vagrancy | Male | 0 | 0 | 0 | 0 | 0 | 0 | 0 |
| | Female | 0 | 0 | 0 | 0 | 0 | 0 | 0 |
| All Other Offenses (Except Traffic) | Male | 5 | 1 | 2 | 6 | 4 | 1 | 1 |
| | Female | 2 | 0 | 0 | 1 | 0 | 1 | 0 |
| Suspicion | Male | 0 | 0 | 0 | 0 | 0 | 0 | 0 |
| | Female | 0 | 0 | 0 | 0 | 0 | 0 | 0 |
| Total Miscellaneous Violations: | | | | | | | | |
| | Male | 5 | 2 | 2 | 7 | 4 | 1 | 3 |
| | Female | 2 | 0 | 0 | 1 | 0 | 1 | 0 |

Human Trafficking:

| | | 25-29 | 30-34 | 35-39 | 40-44 | 45-49 | 50-54 | 55-59 |
|--|--------|--------------|--------------|--------------|--------------|--------------|--------------|--------------|
| Human Trafficking/ Commercial Sex Acts | Male | 0 | 0 | 0 | 0 | 0 | 0 | 0 |
| | Female | 0 | 0 | 0 | 0 | 0 | 0 | 0 |
| Human Trafficking/ Involuntary Servitude | Male | 0 | 0 | 0 | 0 | 0 | 0 | 0 |
| | Female | 0 | 0 | 0 | 0 | 0 | 0 | 0 |
| Total Human Trafficking Violations: | | | | | | | | |
| | Male | 0 | 0 | 0 | 0 | 0 | 0 | 0 |
| | Female | 0 | 0 | 0 | 0 | 0 | 0 | 0 |

2016 Eureka County Arrests - Adult
25 - 59 Years of Age

| Index Crime: | | 25-29 | 30-34 | 35-39 | 40-44 | 45-49 | 50-54 | 55-59 |
|--|--------|-------|-------|-------|-------|-------|-------|-------|
| Murder and Nonnegligent Manslaughter | Male | 0 | 0 | 0 | 0 | 0 | 0 | 0 |
| | Female | 0 | 0 | 0 | 0 | 0 | 0 | 0 |
| Manslaughter by Negligence | Male | 0 | 0 | 0 | 0 | 0 | 0 | 0 |
| | Female | 0 | 0 | 0 | 0 | 0 | 0 | 0 |
| Rape | Male | 0 | 0 | 0 | 0 | 0 | 0 | 0 |
| | Female | 0 | 0 | 0 | 0 | 0 | 0 | 0 |
| Robbery | Male | 0 | 1 | 0 | 0 | 0 | 0 | 0 |
| | Female | 0 | 0 | 0 | 0 | 0 | 0 | 0 |
| Aggravated Assault (Return A - 4a-d) | Male | 1 | 1 | 0 | 2 | 0 | 0 | 0 |
| | Female | 0 | 0 | 0 | 0 | 0 | 0 | 0 |
| Burglary - Breaking or Entering | Male | 2 | 0 | 0 | 0 | 0 | 1 | 0 |
| | Female | 0 | 0 | 0 | 0 | 0 | 0 | 0 |
| Larceny - Theft (Except Motor Vehicle Theft) | Male | 0 | 0 | 0 | 0 | 0 | 0 | 0 |
| | Female | 0 | 0 | 0 | 0 | 0 | 0 | 0 |
| Motor Vehicle Theft | Male | 0 | 0 | 0 | 0 | 0 | 0 | 0 |
| | Female | 0 | 0 | 0 | 0 | 0 | 0 | 0 |
| Arson | Male | 0 | 0 | 0 | 0 | 0 | 0 | 0 |
| | Female | 0 | 0 | 0 | 0 | 0 | 0 | 0 |
| Total Index Crimes Violations: Male | | 3 | 2 | 0 | 2 | 0 | 1 | 0 |
| Female | | 0 | 0 | 0 | 0 | 0 | 0 | 0 |

| Other Offenses: | | 25-29 | 30-34 | 35-39 | 40-44 | 45-49 | 50-54 | 55-59 |
|--|--------|-------|-------|-------|-------|-------|-------|-------|
| Other Assaults (Return A - 4e) | Male | 1 | 0 | 0 | 2 | 0 | 0 | 0 |
| | Female | 0 | 0 | 0 | 0 | 1 | 0 | 0 |
| Forgery and Counterfeiting | Male | 0 | 0 | 0 | 0 | 0 | 0 | 0 |
| | Female | 0 | 0 | 0 | 0 | 0 | 1 | 0 |
| Fraud | Male | 0 | 0 | 0 | 0 | 0 | 0 | 0 |
| | Female | 0 | 0 | 0 | 0 | 0 | 0 | 0 |
| Embezzlement | Male | 0 | 0 | 0 | 0 | 0 | 0 | 1 |
| | Female | 0 | 0 | 0 | 0 | 0 | 0 | 0 |
| Stolen Property; Buying, Receiving, Possessing | Male | 0 | 0 | 0 | 0 | 0 | 0 | 0 |
| | Female | 0 | 0 | 0 | 0 | 0 | 0 | 0 |
| Vandalism | Male | 0 | 0 | 0 | 0 | 0 | 0 | 0 |
| | Female | 0 | 0 | 0 | 0 | 0 | 0 | 0 |
| Weapons; Carrying, Possessing, etc. | Male | 0 | 0 | 0 | 0 | 0 | 0 | 0 |
| | Female | 0 | 0 | 0 | 0 | 0 | 0 | 0 |
| Total Other Offense Violations: Male | | 1 | 0 | 0 | 2 | 0 | 0 | 1 |
| Female | | 0 | 0 | 0 | 0 | 1 | 1 | 0 |

| Prostitution and Commercialized Vice: | | 25-29 | 30-34 | 35-39 | 40-44 | 45-49 | 50-54 | 55-59 |
|---|--------|-------|-------|-------|-------|-------|-------|-------|
| Prostitution | Male | 0 | 0 | 0 | 0 | 0 | 0 | 0 |
| | Female | 0 | 0 | 0 | 0 | 0 | 0 | 0 |
| Assisting or Promoting Prostitution | Male | 0 | 0 | 0 | 0 | 0 | 0 | 0 |
| | Female | 0 | 0 | 0 | 0 | 0 | 0 | 0 |
| Purchasing Prostitution | Male | 0 | 0 | 0 | 0 | 0 | 0 | 0 |
| | Female | 0 | 0 | 0 | 0 | 0 | 0 | 0 |
| Sex Offenses (Except Forcible Rape and Prostitution) | Male | 0 | 0 | 0 | 0 | 0 | 0 | 0 |
| | Female | 0 | 0 | 0 | 0 | 0 | 0 | 0 |
| Total Prostitution & Commercialized Vice Violations: Male | | 0 | 0 | 0 | 0 | 0 | 0 | 0 |
| Female | | 0 | 0 | 0 | 0 | 0 | 0 | 0 |

2016 Eureka County Arrests - Adult
25 - 59 Years of Age

Drug Abuse Violations:

| Sale/Manufacturing: | | 25-29 | 30-34 | 35-39 | 40-44 | 45-49 | 50-54 | 55-59 |
|--|--------|--------------|--------------|--------------|--------------|--------------|--------------|--------------|
| Opium or Cocaine and Their Derivatives (Morphine, Heroin, Codeine) | Male | 0 | 0 | 0 | 0 | 0 | 0 | 0 |
| | Female | 0 | 0 | 0 | 0 | 0 | 0 | 0 |
| Marijuana | Male | 1 | 1 | 0 | 0 | 0 | 0 | 0 |
| | Female | 0 | 0 | 0 | 0 | 0 | 0 | 0 |
| Synthetic Narcotics - Manufactured Narcotics Which Can Cause True Drug Addiction (Demerol, Methadones) | Male | 0 | 0 | 0 | 0 | 0 | 1 | 0 |
| | Female | 0 | 0 | 0 | 0 | 0 | 0 | 0 |
| Other - Dangerous Nonnarcotic Drugs (Barbiturates, Benzedrine) | Male | 0 | 0 | 0 | 0 | 0 | 0 | 0 |
| | Female | 0 | 0 | 0 | 0 | 0 | 0 | 0 |
| Possession: | | | | | | | | |
| Opium or Cocaine and Their Derivatives (Morphine, Heroin, Codeine) | Male | 0 | 0 | 0 | 0 | 0 | 0 | 0 |
| | Female | 0 | 0 | 0 | 0 | 0 | 0 | 0 |
| Marijuana | Male | 0 | 1 | 0 | 0 | 0 | 0 | 0 |
| | Female | 0 | 0 | 0 | 0 | 0 | 0 | 0 |
| Synthetic Narcotics - Manufactured Narcotics Which Can Cause True Drug Addiction (Demerol, Methadones) | Male | 0 | 0 | 0 | 0 | 0 | 0 | 0 |
| | Female | 0 | 0 | 0 | 0 | 0 | 0 | 0 |
| Other - Dangerous Nonnarcotic Drugs (Barbiturates, Benzedrine) | Male | 0 | 0 | 0 | 0 | 0 | 0 | 0 |
| | Female | 0 | 0 | 0 | 0 | 0 | 0 | 0 |
| Total Drug Abuse Violations: | | | | | | | | |
| | Male | 1 | 2 | 0 | 0 | 0 | 1 | 0 |
| | Female | 0 | 0 | 0 | 0 | 0 | 0 | 0 |

Gambling:

| | | 25-29 | 30-34 | 35-39 | 40-44 | 45-49 | 50-54 | 55-59 |
|-----------------------------------|--------|--------------|--------------|--------------|--------------|--------------|--------------|--------------|
| Bookmaking (Horse and Sport Book) | Male | 0 | 0 | 0 | 0 | 0 | 0 | 0 |
| | Female | 0 | 0 | 0 | 0 | 0 | 0 | 0 |
| Numbers and Lottery | Male | 0 | 0 | 0 | 0 | 0 | 0 | 0 |
| | Female | 0 | 0 | 0 | 0 | 0 | 0 | 0 |
| All Other Gambling | Male | 0 | 0 | 0 | 0 | 0 | 0 | 0 |
| | Female | 0 | 0 | 0 | 0 | 0 | 0 | 0 |
| Total Gambling Violations: | | | | | | | | |
| | Male | 0 | 0 | 0 | 0 | 0 | 0 | 0 |
| | Female | 0 | 0 | 0 | 0 | 0 | 0 | 0 |

Miscellaneous:

| | | 25-29 | 30-34 | 35-39 | 40-44 | 45-49 | 50-54 | 55-59 |
|--|--------|--------------|--------------|--------------|--------------|--------------|--------------|--------------|
| Offenses Against the Family and Children | Male | 0 | 0 | 0 | 0 | 0 | 0 | 0 |
| | Female | 0 | 0 | 0 | 0 | 0 | 0 | 0 |
| Driving Under the Influence | Male | 0 | 0 | 2 | 1 | 0 | 0 | 1 |
| | Female | 0 | 0 | 0 | 0 | 0 | 0 | 0 |
| Liquor Laws | Male | 0 | 0 | 0 | 0 | 0 | 0 | 0 |
| | Female | 0 | 0 | 0 | 0 | 0 | 0 | 0 |
| Drunkenness | Male | 0 | 0 | 0 | 0 | 0 | 0 | 0 |
| | Female | 0 | 0 | 0 | 0 | 0 | 0 | 0 |
| Disorderly Conduct | Male | 0 | 0 | 0 | 0 | 0 | 0 | 0 |
| | Female | 0 | 0 | 0 | 0 | 0 | 0 | 0 |
| Vagrancy | Male | 0 | 0 | 0 | 0 | 0 | 0 | 0 |
| | Female | 0 | 0 | 0 | 0 | 0 | 0 | 0 |
| All Other Offenses (Except Traffic) | Male | 2 | 1 | 2 | 0 | 1 | 1 | 0 |
| | Female | 0 | 0 | 0 | 0 | 0 | 2 | 0 |
| Suspicion | Male | 0 | 0 | 0 | 0 | 0 | 0 | 0 |
| | Female | 0 | 0 | 0 | 0 | 0 | 0 | 0 |
| Total Miscellaneous Violations: | | | | | | | | |
| | Male | 2 | 1 | 4 | 1 | 1 | 1 | 1 |
| | Female | 0 | 0 | 0 | 0 | 0 | 2 | 0 |

Human Trafficking:

| | | 25-29 | 30-34 | 35-39 | 40-44 | 45-49 | 50-54 | 55-59 |
|--|--------|--------------|--------------|--------------|--------------|--------------|--------------|--------------|
| Human Trafficking/ Commercial Sex Acts | Male | 0 | 0 | 0 | 0 | 0 | 0 | 0 |
| | Female | 0 | 0 | 0 | 0 | 0 | 0 | 0 |
| Human Trafficking/ Involuntary Servitude | Male | 0 | 0 | 0 | 0 | 0 | 0 | 0 |
| | Female | 0 | 0 | 0 | 0 | 0 | 0 | 0 |
| Total Human Trafficking Violations: | | | | | | | | |
| | Male | 0 | 0 | 0 | 0 | 0 | 0 | 0 |
| | Female | 0 | 0 | 0 | 0 | 0 | 0 | 0 |

2016 Humboldt County Arrests - Adult
25 - 59 Years of Age

| Index Crime: | | 25-29 | 30-34 | 35-39 | 40-44 | 45-49 | 50-54 | 55-59 |
|--|--------|-------|-------|-------|-------|-------|-------|-------|
| Murder and Nonnegligent Manslaughter | Male | 0 | 0 | 0 | 0 | 0 | 0 | 0 |
| | Female | 0 | 0 | 0 | 0 | 1 | 0 | 0 |
| Manslaughter by Negligence | Male | 0 | 0 | 0 | 0 | 0 | 0 | 0 |
| | Female | 0 | 0 | 0 | 0 | 0 | 0 | 0 |
| Rape | Male | 0 | 0 | 0 | 0 | 0 | 0 | 0 |
| | Female | 0 | 0 | 0 | 0 | 0 | 0 | 0 |
| Robbery | Male | 0 | 1 | 0 | 0 | 0 | 0 | 0 |
| | Female | 0 | 0 | 0 | 0 | 0 | 0 | 0 |
| Aggravated Assault (Return A - 4a-d) | Male | 3 | 0 | 1 | 1 | 2 | 0 | 2 |
| | Female | 0 | 0 | 1 | 0 | 0 | 0 | 0 |
| Burglary - Breaking or Entering | Male | 2 | 0 | 0 | 0 | 1 | 0 | 0 |
| | Female | 1 | 0 | 0 | 0 | 0 | 0 | 0 |
| Larceny - Theft (Except Motor Vehicle Theft) | Male | 3 | 0 | 0 | 2 | 3 | 0 | 0 |
| | Female | 1 | 12 | 5 | 5 | 1 | 1 | 1 |
| Motor Vehicle Theft | Male | 1 | 1 | 0 | 1 | 0 | 0 | 0 |
| | Female | 0 | 0 | 0 | 0 | 0 | 0 | 1 |
| Arson | Male | 0 | 0 | 0 | 0 | 0 | 0 | 0 |
| | Female | 0 | 0 | 0 | 0 | 0 | 0 | 0 |
| Total Index Crimes Violations: Male | | 9 | 2 | 1 | 4 | 6 | 0 | 2 |
| Female | | 2 | 12 | 6 | 5 | 2 | 1 | 2 |

| Other Offenses: | | 25-29 | 30-34 | 35-39 | 40-44 | 45-49 | 50-54 | 55-59 |
|--|--------|-------|-------|-------|-------|-------|-------|-------|
| Other Assaults (Return A - 4e) | Male | 11 | 3 | 1 | 14 | 2 | 0 | 0 |
| | Female | 2 | 2 | 6 | 2 | 3 | 1 | 1 |
| Forgery and Counterfeiting | Male | 0 | 0 | 0 | 0 | 0 | 0 | 0 |
| | Female | 0 | 0 | 0 | 0 | 0 | 0 | 0 |
| Fraud | Male | 0 | 0 | 0 | 0 | 0 | 0 | 0 |
| | Female | 0 | 0 | 0 | 0 | 0 | 0 | 0 |
| Embezzlement | Male | 0 | 0 | 0 | 0 | 0 | 0 | 0 |
| | Female | 0 | 0 | 0 | 0 | 0 | 0 | 0 |
| Stolen Property; Buying, Receiving, Possessing | Male | 0 | 1 | 0 | 0 | 0 | 0 | 0 |
| | Female | 0 | 0 | 0 | 1 | 0 | 0 | 0 |
| Vandalism | Male | 0 | 0 | 0 | 0 | 0 | 1 | 0 |
| | Female | 1 | 0 | 0 | 0 | 0 | 0 | 0 |
| Weapons; Carrying, Possessing, etc. | Male | 0 | 2 | 1 | 1 | 0 | 1 | 0 |
| | Female | 0 | 0 | 0 | 0 | 0 | 0 | 0 |
| Total Other Offense Violations: Male | | 11 | 6 | 2 | 15 | 2 | 2 | 0 |
| Female | | 3 | 2 | 6 | 3 | 3 | 1 | 1 |

| Prostitution and Commercialized Vice: | | 25-29 | 30-34 | 35-39 | 40-44 | 45-49 | 50-54 | 55-59 |
|---|--------|-------|-------|-------|-------|-------|-------|-------|
| Prostitution | Male | 0 | 0 | 0 | 0 | 0 | 0 | 0 |
| | Female | 0 | 0 | 0 | 0 | 0 | 0 | 0 |
| Assisting or Promoting Prostitution | Male | 0 | 0 | 0 | 0 | 0 | 0 | 0 |
| | Female | 0 | 0 | 0 | 0 | 0 | 0 | 0 |
| Purchasing Prostitution | Male | 0 | 0 | 0 | 0 | 0 | 0 | 0 |
| | Female | 0 | 0 | 0 | 0 | 0 | 0 | 0 |
| Sex Offenses (Except Forcible Rape and Prostitution) | Male | 0 | 0 | 0 | 0 | 0 | 0 | 0 |
| | Female | 0 | 0 | 0 | 0 | 0 | 0 | 0 |
| Total Prostitution & Commercialized Vice Violations: Male | | 0 | 0 | 0 | 0 | 0 | 0 | 0 |
| Female | | 0 | 0 | 0 | 0 | 0 | 0 | 0 |

2016 Humboldt County Arrests - Adult
25 - 59 Years of Age

Drug Abuse Violations:

| Sale/Manufacturing: | | 25-29 | 30-34 | 35-39 | 40-44 | 45-49 | 50-54 | 55-59 |
|--|--------|--------------|--------------|--------------|--------------|--------------|--------------|--------------|
| Opium or Cocaine and Their Derivatives (Morphine, Heroin, Codeine) | Male | 0 | 0 | 0 | 0 | 0 | 0 | 0 |
| | Female | 0 | 0 | 0 | 0 | 0 | 0 | 0 |
| Marijuana | Male | 0 | 0 | 0 | 0 | 0 | 0 | 0 |
| | Female | 0 | 0 | 0 | 0 | 0 | 0 | 0 |
| Synthetic Narcotics - Manufactured Narcotics Which Can Cause True Drug Addiction (Demerol, Methadones) | Male | 0 | 0 | 0 | 0 | 0 | 1 | 0 |
| | Female | 0 | 0 | 0 | 0 | 0 | 0 | 0 |
| Other - Dangerous Nonnarcotic Drugs (Barbiturates, Benzedrine) | Male | 0 | 0 | 0 | 0 | 0 | 0 | 0 |
| | Female | 0 | 0 | 0 | 0 | 0 | 0 | 0 |
| Possession: | | | | | | | | |
| Opium or Cocaine and Their Derivatives (Morphine, Heroin, Codeine) | Male | 1 | 0 | 0 | 0 | 0 | 0 | 0 |
| | Female | 0 | 0 | 1 | 0 | 0 | 0 | 0 |
| Marijuana | Male | 2 | 0 | 0 | 0 | 0 | 0 | 0 |
| | Female | 3 | 0 | 1 | 0 | 0 | 0 | 0 |
| Synthetic Narcotics - Manufactured Narcotics Which Can Cause True Drug Addiction (Demerol, Methadones) | Male | 0 | 0 | 0 | 1 | 2 | 0 | 0 |
| | Female | 0 | 0 | 0 | 0 | 0 | 0 | 1 |
| Other - Dangerous Nonnarcotic Drugs (Barbiturates, Benzedrine) | Male | 1 | 0 | 0 | 0 | 0 | 1 | 0 |
| | Female | 0 | 0 | 0 | 0 | 1 | 0 | 0 |
| Total Drug Abuse Violations: | | | | | | | | |
| | Male | 4 | 0 | 0 | 1 | 2 | 2 | 0 |
| | Female | 3 | 0 | 2 | 0 | 1 | 0 | 1 |

Gambling:

| | | 25-29 | 30-34 | 35-39 | 40-44 | 45-49 | 50-54 | 55-59 |
|-----------------------------------|--------|--------------|--------------|--------------|--------------|--------------|--------------|--------------|
| Bookmaking (Horse and Sport Book) | Male | 0 | 0 | 0 | 0 | 0 | 0 | 0 |
| | Female | 0 | 0 | 0 | 0 | 0 | 0 | 0 |
| Numbers and Lottery | Male | 0 | 0 | 0 | 0 | 0 | 0 | 0 |
| | Female | 0 | 0 | 0 | 0 | 0 | 0 | 0 |
| All Other Gambling | Male | 0 | 0 | 0 | 0 | 0 | 0 | 0 |
| | Female | 0 | 0 | 0 | 0 | 0 | 0 | 0 |
| Total Gambling Violations: | | | | | | | | |
| | Male | 0 | 0 | 0 | 0 | 0 | 0 | 0 |
| | Female | 0 | 0 | 0 | 0 | 0 | 0 | 0 |

Miscellaneous:

| | | 25-29 | 30-34 | 35-39 | 40-44 | 45-49 | 50-54 | 55-59 |
|--|--------|--------------|--------------|--------------|--------------|--------------|--------------|--------------|
| Offenses Against the Family and Children | Male | 0 | 0 | 1 | 0 | 1 | 0 | 0 |
| | Female | 0 | 0 | 1 | 0 | 0 | 0 | 0 |
| Driving Under the Influence | Male | 8 | 2 | 4 | 5 | 3 | 3 | 1 |
| | Female | 1 | 1 | 2 | 1 | 0 | 0 | 1 |
| Liquor Laws | Male | 0 | 0 | 0 | 0 | 0 | 0 | 0 |
| | Female | 0 | 0 | 0 | 0 | 0 | 0 | 0 |
| Drunkenness | Male | 0 | 0 | 0 | 2 | 2 | 1 | 0 |
| | Female | 0 | 0 | 0 | 0 | 0 | 0 | 0 |
| Disorderly Conduct | Male | 1 | 0 | 0 | 7 | 0 | 3 | 2 |
| | Female | 2 | 2 | 1 | 1 | 0 | 1 | 2 |
| Vagrancy | Male | 0 | 0 | 0 | 0 | 0 | 0 | 0 |
| | Female | 0 | 0 | 0 | 0 | 0 | 0 | 0 |
| All Other Offenses (Except Traffic) | Male | 22 | 18 | 17 | 8 | 12 | 9 | 5 |
| | Female | 6 | 7 | 10 | 3 | 3 | 2 | 2 |
| Suspicion | Male | 0 | 0 | 0 | 0 | 0 | 0 | 0 |
| | Female | 0 | 0 | 0 | 0 | 0 | 0 | 0 |
| Total Miscellaneous Violations: | | | | | | | | |
| | Male | 31 | 20 | 22 | 22 | 18 | 16 | 8 |
| | Female | 9 | 10 | 14 | 5 | 3 | 3 | 5 |

Human Trafficking:

| | | 25-29 | 30-34 | 35-39 | 40-44 | 45-49 | 50-54 | 55-59 |
|--|--------|--------------|--------------|--------------|--------------|--------------|--------------|--------------|
| Human Trafficking/ Commercial Sex Acts | Male | 0 | 0 | 0 | 0 | 0 | 0 | 0 |
| | Female | 0 | 0 | 0 | 0 | 0 | 0 | 0 |
| Human Trafficking/ Involuntary Servitude | Male | 0 | 0 | 0 | 0 | 0 | 0 | 0 |
| | Female | 0 | 0 | 0 | 0 | 0 | 0 | 0 |
| Total Human Trafficking Violations: | | | | | | | | |
| | Male | 0 | 0 | 0 | 0 | 0 | 0 | 0 |
| | Female | 0 | 0 | 0 | 0 | 0 | 0 | 0 |

2016 Humboldt County School District PD Arrests - Adult
25 - 59 Years of Age

| Index Crime: | | 25-29 | 30-34 | 35-39 | 40-44 | 45-49 | 50-54 | 55-59 |
|--|--------|-------|-------|-------|-------|-------|-------|-------|
| Murder and Nonnegligent Manslaughter | Male | 0 | 0 | 0 | 0 | 0 | 0 | 0 |
| | Female | 0 | 0 | 0 | 0 | 0 | 0 | 0 |
| Manslaughter by Negligence | Male | 0 | 0 | 0 | 0 | 0 | 0 | 0 |
| | Female | 0 | 0 | 0 | 0 | 0 | 0 | 0 |
| Rape | Male | 0 | 0 | 0 | 0 | 0 | 0 | 0 |
| | Female | 0 | 0 | 0 | 0 | 0 | 0 | 0 |
| Robbery | Male | 0 | 0 | 0 | 0 | 0 | 0 | 0 |
| | Female | 0 | 0 | 0 | 0 | 0 | 0 | 0 |
| Aggravated Assault (Return A - 4a-d) | Male | 0 | 0 | 0 | 0 | 0 | 0 | 0 |
| | Female | 0 | 0 | 0 | 0 | 0 | 0 | 0 |
| Burglary - Breaking or Entering | Male | 0 | 0 | 0 | 0 | 0 | 0 | 0 |
| | Female | 0 | 0 | 0 | 0 | 0 | 0 | 0 |
| Larceny - Theft (Except Motor Vehicle Theft) | Male | 0 | 0 | 0 | 0 | 0 | 0 | 0 |
| | Female | 0 | 0 | 0 | 0 | 0 | 0 | 0 |
| Motor Vehicle Theft | Male | 0 | 0 | 0 | 0 | 0 | 0 | 0 |
| | Female | 0 | 0 | 0 | 0 | 0 | 0 | 0 |
| Arson | Male | 0 | 0 | 0 | 0 | 0 | 0 | 0 |
| | Female | 0 | 0 | 0 | 0 | 0 | 0 | 0 |
| Total Index Crimes Violations: Male | | 0 | 0 | 0 | 0 | 0 | 0 | 0 |
| Female | | 0 | 0 | 0 | 0 | 0 | 0 | 0 |

| Other Offenses: | | 25-29 | 30-34 | 35-39 | 40-44 | 45-49 | 50-54 | 55-59 |
|--|--------|-------|-------|-------|-------|-------|-------|-------|
| Other Assaults (Return A - 4e) | Male | 0 | 0 | 0 | 0 | 0 | 0 | 0 |
| | Female | 0 | 0 | 0 | 0 | 0 | 0 | 0 |
| Forgery and Counterfeiting | Male | 0 | 0 | 0 | 0 | 0 | 0 | 0 |
| | Female | 0 | 0 | 0 | 0 | 0 | 0 | 0 |
| Fraud | Male | 0 | 0 | 0 | 0 | 0 | 0 | 0 |
| | Female | 0 | 0 | 0 | 0 | 0 | 0 | 0 |
| Embezzlement | Male | 0 | 0 | 0 | 0 | 0 | 0 | 0 |
| | Female | 0 | 0 | 0 | 0 | 0 | 0 | 0 |
| Stolen Property; Buying, Receiving, Possessing | Male | 0 | 0 | 0 | 0 | 0 | 0 | 0 |
| | Female | 0 | 0 | 0 | 0 | 0 | 0 | 0 |
| Vandalism | Male | 0 | 0 | 0 | 0 | 0 | 0 | 0 |
| | Female | 1 | 0 | 0 | 0 | 0 | 0 | 0 |
| Weapons; Carrying, Possessing, etc. | Male | 0 | 0 | 0 | 0 | 0 | 0 | 0 |
| | Female | 0 | 0 | 0 | 0 | 0 | 0 | 0 |
| Total Other Offense Violations: Male | | 0 | 0 | 0 | 0 | 0 | 0 | 0 |
| Female | | 1 | 0 | 0 | 0 | 0 | 0 | 0 |

| Prostitution and Commercialized Vice: | | 25-29 | 30-34 | 35-39 | 40-44 | 45-49 | 50-54 | 55-59 |
|---|--------|-------|-------|-------|-------|-------|-------|-------|
| Prostitution | Male | 0 | 0 | 0 | 0 | 0 | 0 | 0 |
| | Female | 0 | 0 | 0 | 0 | 0 | 0 | 0 |
| Assisting or Promoting Prostitution | Male | 0 | 0 | 0 | 0 | 0 | 0 | 0 |
| | Female | 0 | 0 | 0 | 0 | 0 | 0 | 0 |
| Purchasing Prostitution | Male | 0 | 0 | 0 | 0 | 0 | 0 | 0 |
| | Female | 0 | 0 | 0 | 0 | 0 | 0 | 0 |
| Sex Offenses (Except Forcible Rape and Prostitution) | Male | 0 | 0 | 0 | 0 | 0 | 0 | 0 |
| | Female | 0 | 0 | 0 | 0 | 0 | 0 | 0 |
| Total Prostitution & Commercialized Vice Violations: Male | | 0 | 0 | 0 | 0 | 0 | 0 | 0 |
| Female | | 0 | 0 | 0 | 0 | 0 | 0 | 0 |

2016 Humboldt County School District PD Arrests - Adult
25 - 59 Years of Age

Drug Abuse Violations:

| Sale/Manufacturing: | | 25-29 | 30-34 | 35-39 | 40-44 | 45-49 | 50-54 | 55-59 |
|--|--------|--------------|--------------|--------------|--------------|--------------|--------------|--------------|
| Opium or Cocaine and Their Derivatives (Morphine, Heroin, Codeine) | Male | 0 | 0 | 0 | 0 | 0 | 0 | 0 |
| | Female | 0 | 0 | 0 | 0 | 0 | 0 | 0 |
| Marijuana | Male | 0 | 0 | 0 | 0 | 0 | 0 | 0 |
| | Female | 0 | 0 | 0 | 0 | 0 | 0 | 0 |
| Synthetic Narcotics - Manufactured Narcotics Which Can Cause True Drug Addiction Demerol, Methadones) | Male | 0 | 0 | 0 | 0 | 0 | 0 | 0 |
| | Female | 0 | 0 | 0 | 0 | 0 | 0 | 0 |
| Other - Dangerous Nonnarcotic Drugs (Barbiturates, Benzedrine) | Male | 0 | 0 | 0 | 0 | 0 | 0 | 0 |
| | Female | 0 | 0 | 0 | 0 | 0 | 0 | 0 |
| Possession: | | | | | | | | |
| Opium or Cocaine and Their Derivatives (Morphine, Heroin, Codeine) | Male | 0 | 0 | 0 | 0 | 0 | 0 | 0 |
| | Female | 0 | 0 | 0 | 0 | 0 | 0 | 0 |
| Marijuana | Male | 0 | 0 | 0 | 0 | 0 | 0 | 0 |
| | Female | 0 | 0 | 0 | 0 | 0 | 0 | 0 |
| Synthetic Narcotics - Manufactured Narcotics Which Can Cause True Drug Addiction (Demerol, Methadones) | Male | 0 | 0 | 0 | 0 | 0 | 0 | 0 |
| | Female | 0 | 0 | 0 | 0 | 0 | 0 | 0 |
| Other - Dangerous Nonnarcotic Drugs (Barbiturates, Benzedrine) | Male | 0 | 0 | 0 | 0 | 0 | 0 | 0 |
| | Female | 0 | 0 | 0 | 0 | 0 | 0 | 0 |
| Total Drug Abuse Violations: | | | | | | | | |
| | Male | 0 | 0 | 0 | 0 | 0 | 0 | 0 |
| | Female | 0 | 0 | 0 | 0 | 0 | 0 | 0 |

Gambling:

| | | 25-29 | 30-34 | 35-39 | 40-44 | 45-49 | 50-54 | 55-59 |
|-----------------------------------|--------|--------------|--------------|--------------|--------------|--------------|--------------|--------------|
| Bookmaking (Horse and Sport Book) | Male | 0 | 0 | 0 | 0 | 0 | 0 | 0 |
| | Female | 0 | 0 | 0 | 0 | 0 | 0 | 0 |
| Numbers and Lottery | Male | 0 | 0 | 0 | 0 | 0 | 0 | 0 |
| | Female | 0 | 0 | 0 | 0 | 0 | 0 | 0 |
| All Other Gambling | Male | 0 | 0 | 0 | 0 | 0 | 0 | 0 |
| | Female | 0 | 0 | 0 | 0 | 0 | 0 | 0 |
| Total Gambling Violations: | | | | | | | | |
| | Male | 0 | 0 | 0 | 0 | 0 | 0 | 0 |
| | Female | 0 | 0 | 0 | 0 | 0 | 0 | 0 |

Miscellaneous:

| | | 25-29 | 30-34 | 35-39 | 40-44 | 45-49 | 50-54 | 55-59 |
|--|--------|--------------|--------------|--------------|--------------|--------------|--------------|--------------|
| Offenses Against the Family and Children | Male | 0 | 0 | 0 | 0 | 0 | 0 | 0 |
| | Female | 0 | 0 | 0 | 0 | 0 | 0 | 0 |
| Driving Under the Influence | Male | 0 | 0 | 0 | 0 | 0 | 0 | 0 |
| | Female | 0 | 0 | 0 | 0 | 0 | 0 | 0 |
| Liquor Laws | Male | 0 | 0 | 0 | 0 | 0 | 0 | 0 |
| | Female | 0 | 0 | 0 | 0 | 0 | 0 | 0 |
| Drunkenness | Male | 0 | 0 | 0 | 0 | 0 | 0 | 0 |
| | Female | 0 | 0 | 0 | 0 | 0 | 0 | 0 |
| Disorderly Conduct | Male | 0 | 0 | 0 | 0 | 0 | 0 | 0 |
| | Female | 0 | 0 | 0 | 0 | 0 | 0 | 0 |
| Vagrancy | Male | 0 | 0 | 0 | 0 | 0 | 0 | 0 |
| | Female | 0 | 0 | 0 | 0 | 0 | 0 | 0 |
| All Other Offenses (Except Traffic) | Male | 0 | 0 | 0 | 0 | 0 | 0 | 0 |
| | Female | 0 | 0 | 0 | 0 | 0 | 0 | 0 |
| Suspicion | Male | 0 | 0 | 0 | 0 | 0 | 0 | 0 |
| | Female | 0 | 0 | 0 | 0 | 0 | 0 | 0 |
| Total Miscellaneous Violations: | | | | | | | | |
| | Male | 0 | 0 | 0 | 0 | 0 | 0 | 0 |
| | Female | 0 | 0 | 0 | 0 | 0 | 0 | 0 |

Human Trafficking:

| | | 25-29 | 30-34 | 35-39 | 40-44 | 45-49 | 50-54 | 55-59 |
|--|--------|--------------|--------------|--------------|--------------|--------------|--------------|--------------|
| Human Trafficking/ Commercial Sex Acts | Male | 0 | 0 | 0 | 0 | 0 | 0 | 0 |
| | Female | 0 | 0 | 0 | 0 | 0 | 0 | 0 |
| Human Trafficking/ Involuntary Servitude | Male | 0 | 0 | 0 | 0 | 0 | 0 | 0 |
| | Female | 0 | 0 | 0 | 0 | 0 | 0 | 0 |
| Total Human Trafficking Violations: | | | | | | | | |
| | Male | 0 | 0 | 0 | 0 | 0 | 0 | 0 |
| | Female | 0 | 0 | 0 | 0 | 0 | 0 | 0 |

2016 Humboldt County SO Arrests - Adult
25 - 59 Years of Age

| Index Crime: | | 25-29 | 30-34 | 35-39 | 40-44 | 45-49 | 50-54 | 55-59 |
|--|--------|-------|-------|-------|-------|-------|-------|-------|
| Murder and Nonnegligent Manslaughter | Male | 0 | 0 | 0 | 0 | 0 | 0 | 0 |
| | Female | 0 | 0 | 0 | 0 | 1 | 0 | 0 |
| Manslaughter by Negligence | Male | 0 | 0 | 0 | 0 | 0 | 0 | 0 |
| | Female | 0 | 0 | 0 | 0 | 0 | 0 | 0 |
| Rape | Male | 0 | 0 | 0 | 0 | 0 | 0 | 0 |
| | Female | 0 | 0 | 0 | 0 | 0 | 0 | 0 |
| Robbery | Male | 0 | 0 | 0 | 0 | 0 | 0 | 0 |
| | Female | 0 | 0 | 0 | 0 | 0 | 0 | 0 |
| Aggravated Assault (Return A - 4a-d) | Male | 0 | 0 | 1 | 1 | 1 | 0 | 0 |
| | Female | 0 | 0 | 1 | 0 | 0 | 0 | 0 |
| Burglary - Breaking or Entering | Male | 1 | 0 | 0 | 0 | 0 | 0 | 0 |
| | Female | 0 | 0 | 0 | 0 | 0 | 0 | 0 |
| Larceny - Theft (Except Motor Vehicle Theft) | Male | 0 | 0 | 0 | 0 | 0 | 0 | 0 |
| | Female | 0 | 0 | 0 | 0 | 0 | 0 | 0 |
| Motor Vehicle Theft | Male | 0 | 1 | 0 | 1 | 0 | 0 | 0 |
| | Female | 0 | 0 | 0 | 0 | 0 | 0 | 0 |
| Arson | Male | 0 | 0 | 0 | 0 | 0 | 0 | 0 |
| | Female | 0 | 0 | 0 | 0 | 0 | 0 | 0 |
| Total Index Crimes Violations: Male | | 1 | 1 | 1 | 2 | 1 | 0 | 0 |
| Female | | 0 | 0 | 1 | 0 | 1 | 0 | 0 |

| Other Offenses: | | 25-29 | 30-34 | 35-39 | 40-44 | 45-49 | 50-54 | 55-59 |
|--|--------|-------|-------|-------|-------|-------|-------|-------|
| Other Assaults (Return A - 4e) | Male | 2 | 1 | 0 | 5 | 0 | 0 | 0 |
| | Female | 0 | 0 | 0 | 1 | 2 | 0 | 0 |
| Forgery and Counterfeiting | Male | 0 | 0 | 0 | 0 | 0 | 0 | 0 |
| | Female | 0 | 0 | 0 | 0 | 0 | 0 | 0 |
| Fraud | Male | 0 | 0 | 0 | 0 | 0 | 0 | 0 |
| | Female | 0 | 0 | 0 | 0 | 0 | 0 | 0 |
| Embezzlement | Male | 0 | 0 | 0 | 0 | 0 | 0 | 0 |
| | Female | 0 | 0 | 0 | 0 | 0 | 0 | 0 |
| Stolen Property; Buying, Receiving, Possessing | Male | 0 | 0 | 0 | 0 | 0 | 0 | 0 |
| | Female | 0 | 0 | 0 | 0 | 0 | 0 | 0 |
| Vandalism | Male | 0 | 0 | 0 | 0 | 0 | 1 | 0 |
| | Female | 0 | 0 | 0 | 0 | 0 | 0 | 0 |
| Weapons; Carrying, Possessing, etc. | Male | 0 | 2 | 1 | 0 | 0 | 1 | 0 |
| | Female | 0 | 0 | 0 | 0 | 0 | 0 | 0 |
| Total Other Offense Violations: Male | | 2 | 3 | 1 | 5 | 0 | 2 | 0 |
| Female | | 0 | 0 | 0 | 1 | 2 | 0 | 0 |

| Prostitution and Commercialized Vice: | | 25-29 | 30-34 | 35-39 | 40-44 | 45-49 | 50-54 | 55-59 |
|---|--------|-------|-------|-------|-------|-------|-------|-------|
| Prostitution | Male | 0 | 0 | 0 | 0 | 0 | 0 | 0 |
| | Female | 0 | 0 | 0 | 0 | 0 | 0 | 0 |
| Assisting or Promoting Prostitution | Male | 0 | 0 | 0 | 0 | 0 | 0 | 0 |
| | Female | 0 | 0 | 0 | 0 | 0 | 0 | 0 |
| Purchasing Prostitution | Male | 0 | 0 | 0 | 0 | 0 | 0 | 0 |
| | Female | 0 | 0 | 0 | 0 | 0 | 0 | 0 |
| Sex Offenses (Except Forcible Rape and Prostitution) | Male | 0 | 0 | 0 | 0 | 0 | 0 | 0 |
| | Female | 0 | 0 | 0 | 0 | 0 | 0 | 0 |
| Total Prostitution & Commercialized Vice Violations: Male | | 0 | 0 | 0 | 0 | 0 | 0 | 0 |
| Female | | 0 | 0 | 0 | 0 | 0 | 0 | 0 |

2016 Humboldt County SO Arrests - Adult
25 - 59 Years of Age

Drug Abuse Violations:

| Sale/Manufacturing: | | 25-29 | 30-34 | 35-39 | 40-44 | 45-49 | 50-54 | 55-59 |
|--|--------|--------------|--------------|--------------|--------------|--------------|--------------|--------------|
| Opium or Cocaine and Their Derivatives (Morphine, Heroin, Codeine) | Male | 0 | 0 | 0 | 0 | 0 | 0 | 0 |
| | Female | 0 | 0 | 0 | 0 | 0 | 0 | 0 |
| Marijuana | Male | 0 | 0 | 0 | 0 | 0 | 0 | 0 |
| | Female | 0 | 0 | 0 | 0 | 0 | 0 | 0 |
| Synthetic Narcotics - Manufactured Narcotics Which Can Cause True Drug Addiction (Demerol, Methadones) | Male | 0 | 0 | 0 | 0 | 0 | 0 | 0 |
| | Female | 0 | 0 | 0 | 0 | 0 | 0 | 0 |
| Other - Dangerous Nonnarcotic Drugs (Barbiturates, Benzedrine) | Male | 0 | 0 | 0 | 0 | 0 | 0 | 0 |
| | Female | 0 | 0 | 0 | 0 | 0 | 0 | 0 |
| Possession: | | | | | | | | |
| Opium or Cocaine and Their Derivatives (Morphine, Heroin, Codeine) | Male | 0 | 0 | 0 | 0 | 0 | 0 | 0 |
| | Female | 0 | 0 | 0 | 0 | 0 | 0 | 0 |
| Marijuana | Male | 0 | 0 | 0 | 0 | 0 | 0 | 0 |
| | Female | 0 | 0 | 0 | 0 | 0 | 0 | 0 |
| Synthetic Narcotics - Manufactured Narcotics Which Can Cause True Drug Addiction (Demerol, Methadones) | Male | 0 | 0 | 0 | 0 | 0 | 0 | 0 |
| | Female | 0 | 0 | 0 | 0 | 0 | 0 | 0 |
| Other - Dangerous Nonnarcotic Drugs (Barbiturates, Benzedrine) | Male | 0 | 0 | 0 | 0 | 0 | 0 | 0 |
| | Female | 0 | 0 | 0 | 0 | 0 | 0 | 0 |
| Total Drug Abuse Violations: | | | | | | | | |
| | Male | 0 | 0 | 0 | 0 | 0 | 0 | 0 |
| | Female | 0 | 0 | 0 | 0 | 0 | 0 | 0 |

Gambling:

| | | 25-29 | 30-34 | 35-39 | 40-44 | 45-49 | 50-54 | 55-59 |
|-----------------------------------|--------|--------------|--------------|--------------|--------------|--------------|--------------|--------------|
| Bookmaking (Horse and Sport Book) | Male | 0 | 0 | 0 | 0 | 0 | 0 | 0 |
| | Female | 0 | 0 | 0 | 0 | 0 | 0 | 0 |
| Numbers and Lottery | Male | 0 | 0 | 0 | 0 | 0 | 0 | 0 |
| | Female | 0 | 0 | 0 | 0 | 0 | 0 | 0 |
| All Other Gambling | Male | 0 | 0 | 0 | 0 | 0 | 0 | 0 |
| | Female | 0 | 0 | 0 | 0 | 0 | 0 | 0 |
| Total Gambling Violations: | | | | | | | | |
| | Male | 0 | 0 | 0 | 0 | 0 | 0 | 0 |
| | Female | 0 | 0 | 0 | 0 | 0 | 0 | 0 |

Miscellaneous:

| | | 25-29 | 30-34 | 35-39 | 40-44 | 45-49 | 50-54 | 55-59 |
|--|--------|--------------|--------------|--------------|--------------|--------------|--------------|--------------|
| Offenses Against the Family and Children | Male | 0 | 0 | 1 | 0 | 0 | 0 | 0 |
| | Female | 0 | 0 | 1 | 0 | 0 | 0 | 0 |
| Driving Under the Influence | Male | 3 | 2 | 0 | 3 | 1 | 2 | 0 |
| | Female | 0 | 1 | 0 | 0 | 0 | 0 | 1 |
| Liquor Laws | Male | 0 | 0 | 0 | 0 | 0 | 0 | 0 |
| | Female | 0 | 0 | 0 | 0 | 0 | 0 | 0 |
| Drunkenness | Male | 0 | 0 | 0 | 0 | 0 | 0 | 0 |
| | Female | 0 | 0 | 0 | 0 | 0 | 0 | 0 |
| Disorderly Conduct | Male | 0 | 0 | 0 | 0 | 0 | 0 | 0 |
| | Female | 0 | 0 | 0 | 0 | 0 | 0 | 0 |
| Vagrancy | Male | 0 | 0 | 0 | 0 | 0 | 0 | 0 |
| | Female | 0 | 0 | 0 | 0 | 0 | 0 | 0 |
| All Other Offenses (Except Traffic) | Male | 6 | 12 | 9 | 2 | 4 | 3 | 1 |
| | Female | 3 | 3 | 3 | 3 | 1 | 1 | 0 |
| Suspicion | Male | 0 | 0 | 0 | 0 | 0 | 0 | 0 |
| | Female | 0 | 0 | 0 | 0 | 0 | 0 | 0 |
| Total Miscellaneous Violations: | | | | | | | | |
| | Male | 9 | 14 | 10 | 5 | 5 | 5 | 1 |
| | Female | 3 | 4 | 4 | 3 | 1 | 1 | 1 |

Human Trafficking:

| | | 25-29 | 30-34 | 35-39 | 40-44 | 45-49 | 50-54 | 55-59 |
|--|--------|--------------|--------------|--------------|--------------|--------------|--------------|--------------|
| Human Trafficking/ Commercial Sex Acts | Male | 0 | 0 | 0 | 0 | 0 | 0 | 0 |
| | Female | 0 | 0 | 0 | 0 | 0 | 0 | 0 |
| Human Trafficking/ Involuntary Servitude | Male | 0 | 0 | 0 | 0 | 0 | 0 | 0 |
| | Female | 0 | 0 | 0 | 0 | 0 | 0 | 0 |
| Total Human Trafficking Violations: | | | | | | | | |
| | Male | 0 | 0 | 0 | 0 | 0 | 0 | 0 |
| | Female | 0 | 0 | 0 | 0 | 0 | 0 | 0 |

2016 Winnemucca PD Arrests - Adult
25 - 59 Years of Age

| Index Crime: | | 25-29 | 30-34 | 35-39 | 40-44 | 45-49 | 50-54 | 55-59 |
|--|--------|-------|-------|-------|-------|-------|-------|-------|
| Murder and Nonnegligent Manslaughter | Male | 0 | 0 | 0 | 0 | 0 | 0 | 0 |
| | Female | 0 | 0 | 0 | 0 | 0 | 0 | 0 |
| Manslaughter by Negligence | Male | 0 | 0 | 0 | 0 | 0 | 0 | 0 |
| | Female | 0 | 0 | 0 | 0 | 0 | 0 | 0 |
| Rape | Male | 0 | 0 | 0 | 0 | 0 | 0 | 0 |
| | Female | 0 | 0 | 0 | 0 | 0 | 0 | 0 |
| Robbery | Male | 0 | 1 | 0 | 0 | 0 | 0 | 0 |
| | Female | 0 | 0 | 0 | 0 | 0 | 0 | 0 |
| Aggravated Assault (Return A - 4a-d) | Male | 3 | 0 | 0 | 0 | 1 | 0 | 2 |
| | Female | 0 | 0 | 0 | 0 | 0 | 0 | 0 |
| Burglary - Breaking or Entering | Male | 1 | 0 | 0 | 0 | 1 | 0 | 0 |
| | Female | 1 | 0 | 0 | 0 | 0 | 0 | 0 |
| Larceny - Theft (Except Motor Vehicle Theft) | Male | 3 | 0 | 0 | 2 | 3 | 0 | 0 |
| | Female | 1 | 12 | 5 | 5 | 1 | 1 | 1 |
| Motor Vehicle Theft | Male | 1 | 0 | 0 | 0 | 0 | 0 | 0 |
| | Female | 0 | 0 | 0 | 0 | 0 | 0 | 1 |
| Arson | Male | 0 | 0 | 0 | 0 | 0 | 0 | 0 |
| | Female | 0 | 0 | 0 | 0 | 0 | 0 | 0 |
| Total Index Crimes Violations: Male | | 8 | 1 | 0 | 2 | 5 | 0 | 2 |
| Female | | 2 | 12 | 5 | 5 | 1 | 1 | 2 |

| Other Offenses: | | 25-29 | 30-34 | 35-39 | 40-44 | 45-49 | 50-54 | 55-59 |
|--|--------|-------|-------|-------|-------|-------|-------|-------|
| Other Assaults (Return A - 4e) | Male | 9 | 2 | 1 | 9 | 2 | 0 | 0 |
| | Female | 2 | 2 | 6 | 1 | 1 | 1 | 1 |
| Forgery and Counterfeiting | Male | 0 | 0 | 0 | 0 | 0 | 0 | 0 |
| | Female | 0 | 0 | 0 | 0 | 0 | 0 | 0 |
| Fraud | Male | 0 | 0 | 0 | 0 | 0 | 0 | 0 |
| | Female | 0 | 0 | 0 | 0 | 0 | 0 | 0 |
| Embezzlement | Male | 0 | 0 | 0 | 0 | 0 | 0 | 0 |
| | Female | 0 | 0 | 0 | 0 | 0 | 0 | 0 |
| Stolen Property; Buying, Receiving, Possessing | Male | 0 | 1 | 0 | 0 | 0 | 0 | 0 |
| | Female | 0 | 0 | 0 | 1 | 0 | 0 | 0 |
| Vandalism | Male | 0 | 0 | 0 | 0 | 0 | 0 | 0 |
| | Female | 0 | 0 | 0 | 0 | 0 | 0 | 0 |
| Weapons; Carrying, Possessing, etc. | Male | 0 | 0 | 0 | 1 | 0 | 0 | 0 |
| | Female | 0 | 0 | 0 | 0 | 0 | 0 | 0 |
| Total Other Offense Violations: Male | | 9 | 3 | 1 | 10 | 2 | 0 | 0 |
| Female | | 2 | 2 | 6 | 2 | 1 | 1 | 1 |

| Prostitution and Commercialized Vice: | | 25-29 | 30-34 | 35-39 | 40-44 | 45-49 | 50-54 | 55-59 |
|---|--------|-------|-------|-------|-------|-------|-------|-------|
| Prostitution | Male | 0 | 0 | 0 | 0 | 0 | 0 | 0 |
| | Female | 0 | 0 | 0 | 0 | 0 | 0 | 0 |
| Assisting or Promoting Prostitution | Male | 0 | 0 | 0 | 0 | 0 | 0 | 0 |
| | Female | 0 | 0 | 0 | 0 | 0 | 0 | 0 |
| Purchasing Prostitution | Male | 0 | 0 | 0 | 0 | 0 | 0 | 0 |
| | Female | 0 | 0 | 0 | 0 | 0 | 0 | 0 |
| Sex Offenses (Except Forcible Rape and Prostitution) | Male | 0 | 0 | 0 | 0 | 0 | 0 | 0 |
| | Female | 0 | 0 | 0 | 0 | 0 | 0 | 0 |
| Total Prostitution & Commercialized Vice Violations: Male | | 0 | 0 | 0 | 0 | 0 | 0 | 0 |
| Female | | 0 | 0 | 0 | 0 | 0 | 0 | 0 |

2016 Winnemucca PD Arrests - Adult
25 - 59 Years of Age

Drug Abuse Violations:

| Sale/Manufacturing: | | 25-29 | 30-34 | 35-39 | 40-44 | 45-49 | 50-54 | 55-59 |
|--|--------|--------------|--------------|--------------|--------------|--------------|--------------|--------------|
| Opium or Cocaine and Their Derivatives (Morphine, Heroin, Codeine) | Male | 0 | 0 | 0 | 0 | 0 | 0 | 0 |
| | Female | 0 | 0 | 0 | 0 | 0 | 0 | 0 |
| Marijuana | Male | 0 | 0 | 0 | 0 | 0 | 0 | 0 |
| | Female | 0 | 0 | 0 | 0 | 0 | 0 | 0 |
| Synthetic Narcotics - Manufactured Narcotics Which Can Cause True Drug Addiction (Demerol, Methadones) | Male | 0 | 0 | 0 | 0 | 0 | 1 | 0 |
| | Female | 0 | 0 | 0 | 0 | 0 | 0 | 0 |
| Other - Dangerous Nonnarcotic Drugs (Barbiturates, Benzedrine) | Male | 0 | 0 | 0 | 0 | 0 | 0 | 0 |
| | Female | 0 | 0 | 0 | 0 | 0 | 0 | 0 |
| Possession: | | | | | | | | |
| Opium or Cocaine and Their Derivatives (Morphine, Heroin, Codeine) | Male | 1 | 0 | 0 | 0 | 0 | 0 | 0 |
| | Female | 0 | 0 | 1 | 0 | 0 | 0 | 0 |
| Marijuana | Male | 2 | 0 | 0 | 0 | 0 | 0 | 0 |
| | Female | 3 | 0 | 1 | 0 | 0 | 0 | 0 |
| Synthetic Narcotics - Manufactured Narcotics Which Can Cause True Drug Addiction (Demerol, Methadones) | Male | 0 | 0 | 0 | 1 | 2 | 0 | 0 |
| | Female | 0 | 0 | 0 | 0 | 0 | 0 | 1 |
| Other - Dangerous Nonnarcotic Drugs (Barbiturates, Benzedrine) | Male | 1 | 0 | 0 | 0 | 0 | 1 | 0 |
| | Female | 0 | 0 | 0 | 0 | 1 | 0 | 0 |
| Total Drug Abuse Violations: | | | | | | | | |
| | Male | 4 | 0 | 0 | 1 | 2 | 2 | 0 |
| | Female | 3 | 0 | 2 | 0 | 1 | 0 | 1 |

Gambling:

| | | 25-29 | 30-34 | 35-39 | 40-44 | 45-49 | 50-54 | 55-59 |
|-----------------------------------|--------|--------------|--------------|--------------|--------------|--------------|--------------|--------------|
| Bookmaking (Horse and Sport Book) | Male | 0 | 0 | 0 | 0 | 0 | 0 | 0 |
| | Female | 0 | 0 | 0 | 0 | 0 | 0 | 0 |
| Numbers and Lottery | Male | 0 | 0 | 0 | 0 | 0 | 0 | 0 |
| | Female | 0 | 0 | 0 | 0 | 0 | 0 | 0 |
| All Other Gambling | Male | 0 | 0 | 0 | 0 | 0 | 0 | 0 |
| | Female | 0 | 0 | 0 | 0 | 0 | 0 | 0 |
| Total Gambling Violations: | | | | | | | | |
| | Male | 0 | 0 | 0 | 0 | 0 | 0 | 0 |
| | Female | 0 | 0 | 0 | 0 | 0 | 0 | 0 |

Miscellaneous:

| | | 25-29 | 30-34 | 35-39 | 40-44 | 45-49 | 50-54 | 55-59 |
|--|--------|--------------|--------------|--------------|--------------|--------------|--------------|--------------|
| Offenses Against the Family and Children | Male | 0 | 0 | 0 | 0 | 1 | 0 | 0 |
| | Female | 0 | 0 | 0 | 0 | 0 | 0 | 0 |
| Driving Under the Influence | Male | 5 | 0 | 4 | 2 | 2 | 1 | 1 |
| | Female | 1 | 0 | 2 | 1 | 0 | 0 | 0 |
| Liquor Laws | Male | 0 | 0 | 0 | 0 | 0 | 0 | 0 |
| | Female | 0 | 0 | 0 | 0 | 0 | 0 | 0 |
| Drunkenness | Male | 0 | 0 | 0 | 2 | 2 | 1 | 0 |
| | Female | 0 | 0 | 0 | 0 | 0 | 0 | 0 |
| Disorderly Conduct | Male | 1 | 0 | 0 | 7 | 0 | 3 | 2 |
| | Female | 2 | 2 | 1 | 1 | 0 | 1 | 2 |
| Vagrancy | Male | 0 | 0 | 0 | 0 | 0 | 0 | 0 |
| | Female | 0 | 0 | 0 | 0 | 0 | 0 | 0 |
| All Other Offenses (Except Traffic) | Male | 16 | 6 | 8 | 6 | 8 | 6 | 4 |
| | Female | 3 | 4 | 7 | 0 | 2 | 1 | 2 |
| Suspicion | Male | 0 | 0 | 0 | 0 | 0 | 0 | 0 |
| | Female | 0 | 0 | 0 | 0 | 0 | 0 | 0 |
| Total Miscellaneous Violations: | | | | | | | | |
| | Male | 22 | 6 | 12 | 17 | 13 | 11 | 7 |
| | Female | 6 | 6 | 10 | 2 | 2 | 2 | 4 |

Human Trafficking:

| | | 25-29 | 30-34 | 35-39 | 40-44 | 45-49 | 50-54 | 55-59 |
|--|--------|--------------|--------------|--------------|--------------|--------------|--------------|--------------|
| Human Trafficking/ Commercial Sex Acts | Male | 0 | 0 | 0 | 0 | 0 | 0 | 0 |
| | Female | 0 | 0 | 0 | 0 | 0 | 0 | 0 |
| Human Trafficking/ Involuntary Servitude | Male | 0 | 0 | 0 | 0 | 0 | 0 | 0 |
| | Female | 0 | 0 | 0 | 0 | 0 | 0 | 0 |
| Total Human Trafficking Violations: | | | | | | | | |
| | Male | 0 | 0 | 0 | 0 | 0 | 0 | 0 |
| | Female | 0 | 0 | 0 | 0 | 0 | 0 | 0 |

2016 Lander County Arrests - Adult
25 - 59 Years of Age

| Index Crime: | | 25-29 | 30-34 | 35-39 | 40-44 | 45-49 | 50-54 | 55-59 |
|--|--------|-------|-------|-------|-------|-------|-------|-------|
| Murder and Nonnegligent Manslaughter | Male | 0 | 0 | 0 | 0 | 0 | 0 | 0 |
| | Female | 0 | 0 | 0 | 0 | 0 | 0 | 0 |
| Manslaughter by Negligence | Male | 0 | 0 | 0 | 0 | 0 | 0 | 0 |
| | Female | 0 | 0 | 0 | 0 | 0 | 0 | 0 |
| Rape | Male | 0 | 0 | 0 | 0 | 0 | 0 | 0 |
| | Female | 0 | 0 | 0 | 0 | 0 | 0 | 0 |
| Robbery | Male | 0 | 0 | 0 | 0 | 0 | 0 | 0 |
| | Female | 0 | 0 | 0 | 0 | 0 | 0 | 0 |
| Aggravated Assault (Return A - 4a-d) | Male | 3 | 0 | 0 | 1 | 0 | 1 | 0 |
| | Female | 1 | 0 | 0 | 0 | 0 | 0 | 0 |
| Burglary - Breaking or Entering | Male | 0 | 0 | 2 | 0 | 0 | 0 | 0 |
| | Female | 0 | 0 | 0 | 0 | 0 | 0 | 0 |
| Larceny - Theft (Except Motor Vehicle Theft) | Male | 1 | 0 | 0 | 0 | 0 | 1 | 0 |
| | Female | 0 | 0 | 0 | 0 | 0 | 0 | 0 |
| Motor Vehicle Theft | Male | 1 | 0 | 0 | 0 | 0 | 0 | 0 |
| | Female | 0 | 0 | 0 | 0 | 0 | 0 | 0 |
| Arson | Male | 0 | 0 | 0 | 0 | 0 | 0 | 0 |
| | Female | 0 | 0 | 0 | 0 | 0 | 0 | 0 |
| Total Index Crimes Violations: Male | | 5 | 0 | 2 | 1 | 0 | 2 | 0 |
| Female | | 1 | 0 | 0 | 0 | 0 | 0 | 0 |

| Other Offenses: | | 25-29 | 30-34 | 35-39 | 40-44 | 45-49 | 50-54 | 55-59 |
|--|--------|-------|-------|-------|-------|-------|-------|-------|
| Other Assaults (Return A - 4e) | Male | 2 | 3 | 0 | 2 | 4 | 0 | 2 |
| | Female | 1 | 2 | 1 | 1 | 0 | 1 | 0 |
| Forgery and Counterfeiting | Male | 2 | 0 | 0 | 0 | 0 | 0 | 0 |
| | Female | 0 | 0 | 0 | 0 | 0 | 0 | 0 |
| Fraud | Male | 0 | 0 | 0 | 0 | 0 | 0 | 0 |
| | Female | 0 | 0 | 0 | 0 | 0 | 0 | 0 |
| Embezzlement | Male | 0 | 0 | 0 | 0 | 0 | 0 | 0 |
| | Female | 0 | 0 | 0 | 0 | 0 | 0 | 0 |
| Stolen Property; Buying, Receiving, Possessing | Male | 0 | 0 | 0 | 0 | 0 | 0 | 0 |
| | Female | 0 | 0 | 0 | 0 | 0 | 0 | 0 |
| Vandalism | Male | 1 | 0 | 0 | 0 | 0 | 0 | 0 |
| | Female | 0 | 0 | 0 | 0 | 0 | 0 | 0 |
| Weapons; Carrying, Possessing, etc. | Male | 0 | 0 | 0 | 0 | 0 | 0 | 0 |
| | Female | 0 | 0 | 0 | 0 | 0 | 0 | 0 |
| Total Other Offense Violations: Male | | 5 | 3 | 0 | 2 | 4 | 0 | 2 |
| Female | | 1 | 2 | 1 | 1 | 0 | 1 | 0 |

| Prostitution and Commercialized Vice: | | 25-29 | 30-34 | 35-39 | 40-44 | 45-49 | 50-54 | 55-59 |
|---|--------|-------|-------|-------|-------|-------|-------|-------|
| Prostitution | Male | 0 | 0 | 0 | 0 | 0 | 0 | 0 |
| | Female | 0 | 0 | 0 | 0 | 0 | 0 | 0 |
| Assisting or Promoting Prostitution | Male | 0 | 0 | 0 | 0 | 0 | 0 | 0 |
| | Female | 0 | 0 | 0 | 0 | 0 | 0 | 0 |
| Purchasing Prostitution | Male | 0 | 0 | 0 | 0 | 0 | 0 | 0 |
| | Female | 0 | 0 | 0 | 0 | 0 | 0 | 0 |
| Sex Offenses (Except Forcible Rape and Prostitution) | Male | 0 | 0 | 0 | 0 | 0 | 0 | 0 |
| | Female | 0 | 0 | 0 | 0 | 0 | 0 | 0 |
| Total Prostitution & Commercialized Vice Violations: Male | | 0 | 0 | 0 | 0 | 0 | 0 | 0 |
| Female | | 0 | 0 | 0 | 0 | 0 | 0 | 0 |

2016 Lander County Arrests - Adult
25 - 59 Years of Age

Drug Abuse Violations:

| Sale/Manufacturing: | | 25-29 | 30-34 | 35-39 | 40-44 | 45-49 | 50-54 | 55-59 |
|--|--------|--------------|--------------|--------------|--------------|--------------|--------------|--------------|
| Opium or Cocaine and Their Derivatives (Morphine, Heroin, Codeine) | Male | 0 | 0 | 0 | 0 | 0 | 0 | 0 |
| | Female | 0 | 0 | 0 | 0 | 0 | 0 | 0 |
| Marijuana | Male | 0 | 0 | 0 | 0 | 0 | 0 | 0 |
| | Female | 0 | 0 | 0 | 0 | 0 | 0 | 0 |
| Synthetic Narcotics - Manufactured Narcotics Which Can Cause True Drug Addiction Demerol, Methadones) | Male | 0 | 0 | 0 | 0 | 0 | 0 | 0 |
| | Female | 0 | 0 | 0 | 0 | 0 | 0 | 0 |
| Other - Dangerous Nonnarcotic Drugs (Barbiturates, Benzedrine) | Male | 3 | 0 | 0 | 1 | 0 | 0 | 0 |
| | Female | 0 | 1 | 0 | 0 | 0 | 0 | 0 |
| Possession: | | | | | | | | |
| Opium or Cocaine and Their Derivatives (Morphine, Heroin, Codeine) | Male | 0 | 0 | 0 | 0 | 0 | 0 | 0 |
| | Female | 0 | 0 | 0 | 0 | 0 | 0 | 0 |
| Marijuana | Male | 0 | 0 | 0 | 0 | 0 | 0 | 0 |
| | Female | 0 | 0 | 0 | 0 | 0 | 0 | 0 |
| Synthetic Narcotics - Manufactured Narcotics Which Can Cause True Drug Addiction (Demerol, Methadones) | Male | 0 | 0 | 0 | 0 | 0 | 0 | 0 |
| | Female | 0 | 0 | 0 | 0 | 0 | 0 | 0 |
| Other - Dangerous Nonnarcotic Drugs (Barbiturates, Benzedrine) | Male | 0 | 0 | 0 | 0 | 0 | 0 | 0 |
| | Female | 0 | 0 | 0 | 0 | 0 | 0 | 0 |
| Total Drug Abuse Violations: | | | | | | | | |
| | Male | 3 | 0 | 0 | 1 | 0 | 0 | 0 |
| | Female | 0 | 1 | 0 | 0 | 0 | 0 | 0 |

Gambling:

| | | 25-29 | 30-34 | 35-39 | 40-44 | 45-49 | 50-54 | 55-59 |
|-----------------------------------|--------|--------------|--------------|--------------|--------------|--------------|--------------|--------------|
| Bookmaking (Horse and Sport Book) | Male | 0 | 0 | 0 | 0 | 0 | 0 | 0 |
| | Female | 0 | 0 | 0 | 0 | 0 | 0 | 0 |
| Numbers and Lottery | Male | 0 | 0 | 0 | 0 | 0 | 0 | 0 |
| | Female | 0 | 0 | 0 | 0 | 0 | 0 | 0 |
| All Other Gambling | Male | 0 | 0 | 0 | 0 | 0 | 0 | 0 |
| | Female | 0 | 0 | 0 | 0 | 0 | 0 | 0 |
| Total Gambling Violations: | | | | | | | | |
| | Male | 0 | 0 | 0 | 0 | 0 | 0 | 0 |
| | Female | 0 | 0 | 0 | 0 | 0 | 0 | 0 |

Miscellaneous:

| | | 25-29 | 30-34 | 35-39 | 40-44 | 45-49 | 50-54 | 55-59 |
|--|--------|--------------|--------------|--------------|--------------|--------------|--------------|--------------|
| Offenses Against the Family and Children | Male | 0 | 0 | 0 | 0 | 0 | 0 | 0 |
| | Female | 0 | 1 | 0 | 0 | 0 | 0 | 0 |
| Driving Under the Influence | Male | 1 | 2 | 6 | 1 | 0 | 1 | 0 |
| | Female | 0 | 0 | 0 | 0 | 0 | 1 | 0 |
| Liquor Laws | Male | 1 | 0 | 0 | 1 | 0 | 2 | 0 |
| | Female | 0 | 0 | 0 | 0 | 0 | 1 | 1 |
| Drunkenness | Male | 0 | 0 | 0 | 0 | 0 | 0 | 0 |
| | Female | 0 | 0 | 0 | 0 | 0 | 0 | 0 |
| Disorderly Conduct | Male | 0 | 0 | 0 | 0 | 0 | 0 | 0 |
| | Female | 0 | 0 | 0 | 0 | 0 | 0 | 0 |
| Vagrancy | Male | 0 | 0 | 0 | 0 | 0 | 0 | 0 |
| | Female | 0 | 0 | 0 | 0 | 0 | 0 | 0 |
| All Other Offenses (Except Traffic) | Male | 23 | 17 | 5 | 6 | 7 | 7 | 4 |
| | Female | 6 | 1 | 2 | 3 | 6 | 0 | 2 |
| Suspicion | Male | 0 | 0 | 0 | 0 | 0 | 0 | 0 |
| | Female | 0 | 0 | 0 | 0 | 0 | 0 | 0 |
| Total Miscellaneous Violations: | | | | | | | | |
| | Male | 25 | 19 | 11 | 8 | 7 | 10 | 4 |
| | Female | 6 | 2 | 2 | 3 | 6 | 2 | 3 |

Human Trafficking:

| | | 25-29 | 30-34 | 35-39 | 40-44 | 45-49 | 50-54 | 55-59 |
|--|--------|--------------|--------------|--------------|--------------|--------------|--------------|--------------|
| Human Trafficking/ Commercial Sex Acts | Male | 0 | 0 | 0 | 0 | 0 | 0 | 0 |
| | Female | 0 | 0 | 0 | 0 | 0 | 0 | 0 |
| Human Trafficking/ Involuntary Servitude | Male | 0 | 0 | 0 | 0 | 0 | 0 | 0 |
| | Female | 0 | 0 | 0 | 0 | 0 | 0 | 0 |
| Total Human Trafficking Violations: | | | | | | | | |
| | Male | 0 | 0 | 0 | 0 | 0 | 0 | 0 |
| | Female | 0 | 0 | 0 | 0 | 0 | 0 | 0 |

2016 Lincoln County Arrests - Adult
25 - 59 Years of Age

| Index Crime: | | 25-29 | 30-34 | 35-39 | 40-44 | 45-49 | 50-54 | 55-59 |
|--|--------|-------|-------|-------|-------|-------|-------|-------|
| Murder and Nonnegligent Manslaughter | Male | 0 | 0 | 0 | 0 | 0 | 0 | 0 |
| | Female | 0 | 0 | 0 | 0 | 0 | 0 | 0 |
| Manslaughter by Negligence | Male | 0 | 0 | 0 | 0 | 0 | 0 | 0 |
| | Female | 0 | 0 | 0 | 0 | 0 | 0 | 0 |
| Rape | Male | 0 | 0 | 0 | 0 | 0 | 0 | 0 |
| | Female | 0 | 0 | 0 | 0 | 0 | 0 | 0 |
| Robbery | Male | 0 | 0 | 0 | 0 | 0 | 0 | 0 |
| | Female | 0 | 0 | 0 | 0 | 0 | 0 | 0 |
| Aggravated Assault (Return A - 4a-d) | Male | 0 | 0 | 0 | 0 | 0 | 1 | 0 |
| | Female | 0 | 0 | 0 | 0 | 0 | 0 | 0 |
| Burglary - Breaking or Entering | Male | 0 | 0 | 0 | 0 | 0 | 0 | 0 |
| | Female | 0 | 0 | 0 | 0 | 0 | 0 | 0 |
| Larceny - Theft (Except Motor Vehicle Theft) | Male | 0 | 0 | 0 | 0 | 0 | 0 | 0 |
| | Female | 0 | 0 | 0 | 0 | 0 | 0 | 0 |
| Motor Vehicle Theft | Male | 0 | 0 | 0 | 0 | 0 | 0 | 0 |
| | Female | 0 | 0 | 0 | 0 | 0 | 0 | 0 |
| Arson | Male | 0 | 0 | 0 | 0 | 0 | 0 | 0 |
| | Female | 0 | 0 | 0 | 0 | 0 | 0 | 0 |
| Total Index Crimes Violations: Male | | 0 | 0 | 0 | 0 | 0 | 1 | 0 |
| Female | | 0 | 0 | 0 | 0 | 0 | 0 | 0 |

| Other Offenses: | | 25-29 | 30-34 | 35-39 | 40-44 | 45-49 | 50-54 | 55-59 |
|--|--------|-------|-------|-------|-------|-------|-------|-------|
| Other Assaults (Return A - 4e) | Male | 1 | 4 | 2 | 1 | 1 | 0 | 0 |
| | Female | 2 | 2 | 0 | 1 | 1 | 0 | 0 |
| Forgery and Counterfeiting | Male | 0 | 0 | 0 | 0 | 0 | 0 | 0 |
| | Female | 0 | 0 | 0 | 0 | 0 | 0 | 0 |
| Fraud | Male | 0 | 0 | 0 | 1 | 0 | 0 | 0 |
| | Female | 0 | 0 | 0 | 1 | 0 | 0 | 0 |
| Embezzlement | Male | 0 | 0 | 0 | 0 | 0 | 0 | 0 |
| | Female | 0 | 0 | 0 | 0 | 0 | 0 | 0 |
| Stolen Property; Buying, Receiving, Possessing | Male | 0 | 0 | 0 | 0 | 0 | 0 | 0 |
| | Female | 0 | 0 | 0 | 0 | 0 | 0 | 0 |
| Vandalism | Male | 0 | 0 | 0 | 0 | 0 | 0 | 0 |
| | Female | 0 | 0 | 0 | 0 | 0 | 0 | 0 |
| Weapons; Carrying, Possessing, etc. | Male | 0 | 2 | 0 | 1 | 1 | 0 | 0 |
| | Female | 0 | 0 | 0 | 0 | 0 | 1 | 0 |
| Total Other Offense Violations: Male | | 1 | 6 | 2 | 3 | 2 | 0 | 0 |
| Female | | 2 | 2 | 0 | 2 | 1 | 1 | 0 |

| Prostitution and Commercialized Vice: | | 25-29 | 30-34 | 35-39 | 40-44 | 45-49 | 50-54 | 55-59 |
|---|--------|-------|-------|-------|-------|-------|-------|-------|
| Prostitution | Male | 0 | 0 | 0 | 0 | 0 | 0 | 0 |
| | Female | 0 | 0 | 0 | 0 | 0 | 0 | 0 |
| Assisting or Promoting Prostitution | Male | 0 | 0 | 0 | 0 | 0 | 0 | 0 |
| | Female | 0 | 0 | 0 | 0 | 0 | 0 | 0 |
| Purchasing Prostitution | Male | 0 | 0 | 0 | 0 | 0 | 0 | 0 |
| | Female | 0 | 0 | 0 | 0 | 0 | 0 | 0 |
| Sex Offenses (Except Forcible Rape and Prostitution) | Male | 0 | 0 | 0 | 0 | 0 | 0 | 0 |
| | Female | 0 | 0 | 0 | 0 | 0 | 0 | 0 |
| Total Prostitution & Commercialized Vice Violations: Male | | 0 | 0 | 0 | 0 | 0 | 0 | 0 |
| Female | | 0 | 0 | 0 | 0 | 0 | 0 | 0 |

2016 Lincoln County Arrests - Adult
25 - 59 Years of Age

Drug Abuse Violations:

| Sale/Manufacturing: | | 25-29 | 30-34 | 35-39 | 40-44 | 45-49 | 50-54 | 55-59 |
|--|--------|--------------|--------------|--------------|--------------|--------------|--------------|--------------|
| Opium or Cocaine and Their Derivatives (Morphine, Heroin, Codeine) | Male | 0 | 0 | 0 | 0 | 0 | 0 | 0 |
| | Female | 0 | 0 | 0 | 0 | 0 | 0 | 0 |
| Marijuana | Male | 0 | 0 | 0 | 0 | 0 | 0 | 0 |
| | Female | 0 | 0 | 0 | 0 | 0 | 0 | 0 |
| Synthetic Narcotics - Manufactured Narcotics Which Can Cause True Drug Addiction (Demerol, Methadones) | Male | 0 | 0 | 0 | 0 | 0 | 0 | 0 |
| | Female | 0 | 0 | 0 | 0 | 0 | 0 | 0 |
| Other - Dangerous Nonnarcotic Drugs (Barbiturates, Benzedrine) | Male | 0 | 0 | 0 | 0 | 0 | 0 | 1 |
| | Female | 0 | 0 | 0 | 0 | 0 | 0 | 0 |
| Possession: | | | | | | | | |
| Opium or Cocaine and Their Derivatives (Morphine, Heroin, Codeine) | Male | 0 | 0 | 0 | 0 | 0 | 0 | 0 |
| | Female | 0 | 0 | 0 | 0 | 0 | 0 | 0 |
| Marijuana | Male | 0 | 1 | 0 | 0 | 0 | 1 | 0 |
| | Female | 0 | 0 | 1 | 1 | 0 | 0 | 0 |
| Synthetic Narcotics - Manufactured Narcotics Which Can Cause True Drug Addiction (Demerol, Methadones) | Male | 0 | 0 | 0 | 0 | 0 | 0 | 0 |
| | Female | 0 | 0 | 0 | 0 | 0 | 0 | 0 |
| Other - Dangerous Nonnarcotic Drugs (Barbiturates, Benzedrine) | Male | 1 | 1 | 0 | 2 | 1 | 0 | 0 |
| | Female | 0 | 1 | 4 | 0 | 0 | 0 | 0 |
| Total Drug Abuse Violations: | | | | | | | | |
| | Male | 1 | 2 | 0 | 2 | 1 | 1 | 1 |
| | Female | 0 | 1 | 5 | 1 | 0 | 0 | 0 |

Gambling:

| | | 25-29 | 30-34 | 35-39 | 40-44 | 45-49 | 50-54 | 55-59 |
|-----------------------------------|--------|--------------|--------------|--------------|--------------|--------------|--------------|--------------|
| Bookmaking (Horse and Sport Book) | Male | 0 | 0 | 0 | 0 | 0 | 0 | 0 |
| | Female | 0 | 0 | 0 | 0 | 0 | 0 | 0 |
| Numbers and Lottery | Male | 0 | 0 | 0 | 0 | 0 | 0 | 0 |
| | Female | 0 | 0 | 0 | 0 | 0 | 0 | 0 |
| All Other Gambling | Male | 0 | 0 | 0 | 0 | 0 | 0 | 0 |
| | Female | 0 | 0 | 0 | 0 | 0 | 0 | 0 |
| Total Gambling Violations: | | | | | | | | |
| | Male | 0 | 0 | 0 | 0 | 0 | 0 | 0 |
| | Female | 0 | 0 | 0 | 0 | 0 | 0 | 0 |

Miscellaneous:

| | | 25-29 | 30-34 | 35-39 | 40-44 | 45-49 | 50-54 | 55-59 |
|--|--------|--------------|--------------|--------------|--------------|--------------|--------------|--------------|
| Offenses Against the Family and Children | Male | 0 | 0 | 0 | 0 | 0 | 0 | 0 |
| | Female | 0 | 0 | 0 | 0 | 0 | 0 | 0 |
| Driving Under the Influence | Male | 1 | 0 | 0 | 0 | 0 | 0 | 0 |
| | Female | 0 | 0 | 0 | 0 | 0 | 0 | 0 |
| Liquor Laws | Male | 0 | 0 | 0 | 0 | 0 | 0 | 0 |
| | Female | 0 | 0 | 0 | 0 | 0 | 0 | 0 |
| Drunkenness | Male | 0 | 0 | 0 | 0 | 0 | 0 | 0 |
| | Female | 0 | 0 | 0 | 0 | 0 | 0 | 0 |
| Disorderly Conduct | Male | 0 | 0 | 0 | 0 | 0 | 0 | 1 |
| | Female | 0 | 1 | 0 | 1 | 0 | 0 | 0 |
| Vagrancy | Male | 0 | 0 | 0 | 0 | 0 | 0 | 0 |
| | Female | 0 | 0 | 0 | 0 | 0 | 0 | 0 |
| All Other Offenses (Except Traffic) | Male | 1 | 3 | 2 | 0 | 0 | 0 | 0 |
| | Female | 0 | 1 | 2 | 1 | 0 | 0 | 0 |
| Suspicion | Male | 0 | 0 | 0 | 0 | 0 | 0 | 0 |
| | Female | 0 | 0 | 0 | 0 | 0 | 0 | 0 |
| Total Miscellaneous Violations: | | | | | | | | |
| | Male | 2 | 3 | 2 | 0 | 0 | 0 | 1 |
| | Female | 0 | 2 | 2 | 2 | 0 | 0 | 0 |

Human Trafficking:

| | | 25-29 | 30-34 | 35-39 | 40-44 | 45-49 | 50-54 | 55-59 |
|--|--------|--------------|--------------|--------------|--------------|--------------|--------------|--------------|
| Human Trafficking/ Commercial Sex Acts | Male | 0 | 0 | 0 | 0 | 0 | 0 | 0 |
| | Female | 0 | 0 | 0 | 0 | 0 | 0 | 0 |
| Human Trafficking/ Involuntary Servitude | Male | 0 | 0 | 0 | 0 | 0 | 0 | 0 |
| | Female | 0 | 0 | 0 | 0 | 0 | 0 | 0 |
| Total Human Trafficking Violations: | | | | | | | | |
| | Male | 0 | 0 | 0 | 0 | 0 | 0 | 0 |
| | Female | 0 | 0 | 0 | 0 | 0 | 0 | 0 |

2016 Lyon County Arrests - Adult
25 - 59 Years of Age

| Index Crime: | | 25-29 | 30-34 | 35-39 | 40-44 | 45-49 | 50-54 | 55-59 |
|--|--------|-------|-------|-------|-------|-------|-------|-------|
| Murder and Nonnegligent Manslaughter | Male | 1 | 0 | 0 | 0 | 1 | 0 | 0 |
| | Female | 0 | 0 | 0 | 0 | 0 | 0 | 0 |
| Manslaughter by Negligence | Male | 0 | 0 | 0 | 0 | 0 | 0 | 0 |
| | Female | 0 | 0 | 0 | 0 | 0 | 0 | 0 |
| Rape | Male | 0 | 0 | 1 | 0 | 1 | 0 | 0 |
| | Female | 0 | 0 | 0 | 0 | 0 | 0 | 0 |
| Robbery | Male | 3 | 0 | 0 | 0 | 0 | 0 | 0 |
| | Female | 1 | 0 | 0 | 0 | 0 | 0 | 0 |
| Aggravated Assault (Return A - 4a-d) | Male | 6 | 6 | 7 | 2 | 5 | 1 | 1 |
| | Female | 0 | 1 | 1 | 1 | 0 | 0 | 1 |
| Burglary - Breaking or Entering | Male | 7 | 9 | 4 | 1 | 1 | 3 | 0 |
| | Female | 1 | 3 | 2 | 2 | 0 | 1 | 1 |
| Larceny - Theft (Except Motor Vehicle Theft) | Male | 8 | 7 | 6 | 4 | 2 | 3 | 2 |
| | Female | 8 | 6 | 3 | 3 | 0 | 1 | 0 |
| Motor Vehicle Theft | Male | 1 | 0 | 2 | 1 | 1 | 0 | 0 |
| | Female | 0 | 2 | 1 | 0 | 0 | 0 | 0 |
| Arson | Male | 0 | 2 | 0 | 0 | 0 | 1 | 0 |
| | Female | 0 | 0 | 0 | 0 | 0 | 0 | 0 |
| Total Index Crimes Violations: | | | | | | | | |
| | Male | 26 | 24 | 20 | 8 | 11 | 8 | 3 |
| | Female | 10 | 12 | 7 | 6 | 0 | 2 | 2 |

| Other Offenses: | | 25-29 | 30-34 | 35-39 | 40-44 | 45-49 | 50-54 | 55-59 |
|--|--------|-------|-------|-------|-------|-------|-------|-------|
| Other Assaults (Return A - 4e) | Male | 26 | 22 | 22 | 8 | 4 | 3 | 6 |
| | Female | 7 | 3 | 10 | 3 | 2 | 6 | 4 |
| Forgery and Counterfeiting | Male | 1 | 1 | 1 | 0 | 0 | 0 | 0 |
| | Female | 1 | 0 | 0 | 0 | 0 | 0 | 0 |
| Fraud | Male | 7 | 3 | 3 | 0 | 1 | 0 | 0 |
| | Female | 3 | 0 | 0 | 0 | 0 | 2 | 0 |
| Embezzlement | Male | 1 | 1 | 0 | 0 | 0 | 0 | 0 |
| | Female | 1 | 1 | 0 | 0 | 0 | 0 | 0 |
| Stolen Property; Buying, Receiving, Possessing | Male | 5 | 5 | 0 | 1 | 1 | 4 | 0 |
| | Female | 0 | 1 | 0 | 1 | 1 | 0 | 1 |
| Vandalism | Male | 3 | 1 | 4 | 2 | 0 | 1 | 0 |
| | Female | 0 | 1 | 0 | 0 | 0 | 0 | 0 |
| Weapons; Carrying, Possessing, etc. | Male | 2 | 1 | 4 | 2 | 3 | 1 | 0 |
| | Female | 1 | 1 | 0 | 0 | 0 | 0 | 0 |
| Total Other Offense Violations: | | | | | | | | |
| | Male | 45 | 34 | 34 | 13 | 9 | 9 | 6 |
| | Female | 13 | 7 | 10 | 4 | 3 | 8 | 5 |

| Prostitution and Commercialized Vice: | | 25-29 | 30-34 | 35-39 | 40-44 | 45-49 | 50-54 | 55-59 |
|---|--------|-------|-------|-------|-------|-------|-------|-------|
| Prostitution | Male | 0 | 0 | 0 | 0 | 0 | 0 | 2 |
| | Female | 0 | 0 | 0 | 0 | 0 | 0 | 0 |
| Assisting or Promoting Prostitution | Male | 0 | 0 | 0 | 0 | 0 | 0 | 0 |
| | Female | 0 | 0 | 0 | 0 | 0 | 0 | 0 |
| Purchasing Prostitution | Male | 0 | 0 | 0 | 0 | 0 | 0 | 0 |
| | Female | 0 | 0 | 0 | 0 | 0 | 0 | 0 |
| Sex Offenses (Except Forcible Rape and Prostitution) | Male | 0 | 0 | 0 | 0 | 1 | 0 | 0 |
| | Female | 0 | 0 | 0 | 0 | 0 | 0 | 0 |
| Total Prostitution & Commercialized Vice Violations: | | | | | | | | |
| | Male | 0 | 0 | 0 | 0 | 1 | 0 | 2 |
| | Female | 0 | 0 | 0 | 0 | 0 | 0 | 0 |

2016 Lyon County Arrests - Adult
25 - 59 Years of Age

Drug Abuse Violations:

| Sale/Manufacturing: | | 25-29 | 30-34 | 35-39 | 40-44 | 45-49 | 50-54 | 55-59 |
|--|--------|--------------|--------------|--------------|--------------|--------------|--------------|--------------|
| Opium or Cocaine and Their Derivatives (Morphine, Heroin, Codeine) | Male | 0 | 0 | 0 | 0 | 0 | 0 | 0 |
| | Female | 0 | 0 | 0 | 0 | 0 | 0 | 0 |
| Marijuana | Male | 1 | 2 | 0 | 0 | 0 | 0 | 1 |
| | Female | 1 | 0 | 0 | 0 | 0 | 0 | 0 |
| Synthetic Narcotics - Manufactured Narcotics Which Can Cause True Drug Addiction (Demerol, Methadones) | Male | 2 | 0 | 3 | 2 | 1 | 3 | 0 |
| | Female | 2 | 0 | 1 | 0 | 0 | 0 | 1 |
| Other - Dangerous Nonnarcotic Drugs (Barbiturates, Benzedrine) | Male | 0 | 0 | 1 | 0 | 0 | 0 | 0 |
| | Female | 0 | 0 | 0 | 0 | 0 | 0 | 0 |
| Possession: | | | | | | | | |
| Opium or Cocaine and Their Derivatives (Morphine, Heroin, Codeine) | Male | 0 | 0 | 0 | 0 | 0 | 0 | 0 |
| | Female | 1 | 0 | 0 | 0 | 0 | 0 | 0 |
| Marijuana | Male | 11 | 5 | 6 | 3 | 0 | 1 | 1 |
| | Female | 3 | 1 | 3 | 3 | 1 | 0 | 0 |
| Synthetic Narcotics - Manufactured Narcotics Which Can Cause True Drug Addiction (Demerol, Methadones) | Male | 0 | 4 | 8 | 2 | 3 | 5 | 2 |
| | Female | 3 | 3 | 2 | 0 | 0 | 3 | 1 |
| Other - Dangerous Nonnarcotic Drugs (Barbiturates, Benzedrine) | Male | 9 | 2 | 6 | 0 | 2 | 0 | 0 |
| | Female | 0 | 3 | 4 | 1 | 1 | 0 | 1 |
| Total Drug Abuse Violations: | | | | | | | | |
| | Male | 23 | 13 | 24 | 7 | 6 | 9 | 4 |
| | Female | 10 | 7 | 10 | 4 | 2 | 3 | 3 |

Gambling:

| | | 25-29 | 30-34 | 35-39 | 40-44 | 45-49 | 50-54 | 55-59 |
|-----------------------------------|--------|--------------|--------------|--------------|--------------|--------------|--------------|--------------|
| Bookmaking (Horse and Sport Book) | Male | 0 | 0 | 0 | 0 | 0 | 0 | 0 |
| | Female | 0 | 0 | 0 | 0 | 0 | 0 | 0 |
| Numbers and Lottery | Male | 0 | 0 | 0 | 0 | 0 | 0 | 0 |
| | Female | 0 | 0 | 0 | 0 | 0 | 0 | 0 |
| All Other Gambling | Male | 0 | 0 | 0 | 0 | 0 | 0 | 0 |
| | Female | 0 | 0 | 0 | 0 | 0 | 0 | 0 |
| Total Gambling Violations: | | | | | | | | |
| | Male | 0 | 0 | 0 | 0 | 0 | 0 | 0 |
| | Female | 0 | 0 | 0 | 0 | 0 | 0 | 0 |

Miscellaneous:

| | | 25-29 | 30-34 | 35-39 | 40-44 | 45-49 | 50-54 | 55-59 |
|--|--------|--------------|--------------|--------------|--------------|--------------|--------------|--------------|
| Offenses Against the Family and Children | Male | 3 | 1 | 4 | 1 | 0 | 2 | 0 |
| | Female | 2 | 5 | 0 | 2 | 0 | 0 | 0 |
| Driving Under the Influence | Male | 8 | 3 | 3 | 3 | 8 | 12 | 7 |
| | Female | 2 | 1 | 2 | 1 | 3 | 1 | 0 |
| Liquor Laws | Male | 1 | 2 | 1 | 1 | 3 | 0 | 0 |
| | Female | 0 | 0 | 0 | 0 | 0 | 0 | 1 |
| Drunkenness | Male | 1 | 0 | 0 | 3 | 0 | 1 | 0 |
| | Female | 1 | 0 | 0 | 1 | 0 | 0 | 0 |
| Disorderly Conduct | Male | 4 | 4 | 2 | 1 | 2 | 1 | 2 |
| | Female | 1 | 0 | 0 | 2 | 0 | 0 | 0 |
| Vagrancy | Male | 0 | 0 | 0 | 0 | 0 | 0 | 0 |
| | Female | 0 | 0 | 0 | 0 | 0 | 0 | 0 |
| All Other Offenses (Except Traffic) | Male | 27 | 19 | 31 | 10 | 8 | 10 | 9 |
| | Female | 5 | 9 | 8 | 8 | 4 | 6 | 1 |
| Suspicion | Male | 0 | 0 | 0 | 0 | 0 | 0 | 0 |
| | Female | 0 | 0 | 0 | 0 | 0 | 0 | 0 |
| Total Miscellaneous Violations: | | | | | | | | |
| | Male | 44 | 29 | 41 | 19 | 21 | 26 | 18 |
| | Female | 11 | 15 | 10 | 14 | 7 | 7 | 2 |

Human Trafficking:

| | | 25-29 | 30-34 | 35-39 | 40-44 | 45-49 | 50-54 | 55-59 |
|--|--------|--------------|--------------|--------------|--------------|--------------|--------------|--------------|
| Human Trafficking/ Commercial Sex Acts | Male | 0 | 0 | 0 | 0 | 0 | 0 | 0 |
| | Female | 0 | 0 | 0 | 0 | 0 | 0 | 0 |
| Human Trafficking/ Involuntary Servitude | Male | 0 | 0 | 0 | 0 | 0 | 0 | 0 |
| | Female | 0 | 0 | 0 | 0 | 0 | 0 | 0 |
| Total Human Trafficking Violations: | | | | | | | | |
| | Male | 0 | 0 | 0 | 0 | 0 | 0 | 0 |
| | Female | 0 | 0 | 0 | 0 | 0 | 0 | 0 |

2016 Lyon County SO Arrests - Adult
25 - 59 Years of Age

| Index Crime: | | 25-29 | 30-34 | 35-39 | 40-44 | 45-49 | 50-54 | 55-59 |
|--|--------|-------|-------|-------|-------|-------|-------|-------|
| Murder and Nonnegligent Manslaughter | Male | 1 | 0 | 0 | 0 | 1 | 0 | 0 |
| | Female | 0 | 0 | 0 | 0 | 0 | 0 | 0 |
| Manslaughter by Negligence | Male | 0 | 0 | 0 | 0 | 0 | 0 | 0 |
| | Female | 0 | 0 | 0 | 0 | 0 | 0 | 0 |
| Rape | Male | 0 | 0 | 1 | 0 | 1 | 0 | 0 |
| | Female | 0 | 0 | 0 | 0 | 0 | 0 | 0 |
| Robbery | Male | 3 | 0 | 0 | 0 | 0 | 0 | 0 |
| | Female | 1 | 0 | 0 | 0 | 0 | 0 | 0 |
| Aggravated Assault (Return A - 4a-d) | Male | 6 | 6 | 7 | 2 | 4 | 1 | 1 |
| | Female | 0 | 1 | 1 | 1 | 0 | 0 | 1 |
| Burglary - Breaking or Entering | Male | 6 | 9 | 4 | 1 | 1 | 3 | 0 |
| | Female | 1 | 2 | 2 | 2 | 0 | 1 | 1 |
| Larceny - Theft (Except Motor Vehicle Theft) | Male | 6 | 7 | 6 | 4 | 0 | 3 | 2 |
| | Female | 8 | 6 | 3 | 3 | 0 | 1 | 0 |
| Motor Vehicle Theft | Male | 1 | 0 | 2 | 1 | 1 | 0 | 0 |
| | Female | 0 | 2 | 1 | 0 | 0 | 0 | 0 |
| Arson | Male | 0 | 2 | 0 | 0 | 0 | 1 | 0 |
| | Female | 0 | 0 | 0 | 0 | 0 | 0 | 0 |
| Total Index Crimes Violations: Male | | 23 | 24 | 20 | 8 | 8 | 8 | 3 |
| Female | | 10 | 11 | 7 | 6 | 0 | 2 | 2 |

| Other Offenses: | | 25-29 | 30-34 | 35-39 | 40-44 | 45-49 | 50-54 | 55-59 |
|--|--------|-------|-------|-------|-------|-------|-------|-------|
| Other Assaults (Return A - 4e) | Male | 21 | 19 | 22 | 8 | 4 | 2 | 6 |
| | Female | 7 | 3 | 10 | 3 | 2 | 6 | 4 |
| Forgery and Counterfeiting | Male | 1 | 1 | 0 | 0 | 0 | 0 | 0 |
| | Female | 1 | 0 | 0 | 0 | 0 | 0 | 0 |
| Fraud | Male | 6 | 3 | 3 | 0 | 1 | 0 | 0 |
| | Female | 3 | 0 | 0 | 0 | 0 | 2 | 0 |
| Embezzlement | Male | 1 | 1 | 0 | 0 | 0 | 0 | 0 |
| | Female | 1 | 1 | 0 | 0 | 0 | 0 | 0 |
| Stolen Property; Buying, Receiving, Possessing | Male | 5 | 5 | 0 | 1 | 1 | 4 | 0 |
| | Female | 0 | 1 | 0 | 1 | 1 | 0 | 1 |
| Vandalism | Male | 3 | 1 | 4 | 2 | 0 | 1 | 0 |
| | Female | 0 | 1 | 0 | 0 | 0 | 0 | 0 |
| Weapons; Carrying, Possessing, etc. | Male | 2 | 1 | 4 | 1 | 3 | 1 | 0 |
| | Female | 1 | 1 | 0 | 0 | 0 | 0 | 0 |
| Total Other Offense Violations: Male | | 39 | 31 | 33 | 12 | 9 | 8 | 6 |
| Female | | 13 | 7 | 10 | 4 | 3 | 8 | 5 |

| Prostitution and Commercialized Vice: | | 25-29 | 30-34 | 35-39 | 40-44 | 45-49 | 50-54 | 55-59 |
|---|--------|-------|-------|-------|-------|-------|-------|-------|
| Prostitution | Male | 0 | 0 | 0 | 0 | 0 | 0 | 2 |
| | Female | 0 | 0 | 0 | 0 | 0 | 0 | 0 |
| Assisting or Promoting Prostitution | Male | 0 | 0 | 0 | 0 | 0 | 0 | 0 |
| | Female | 0 | 0 | 0 | 0 | 0 | 0 | 0 |
| Purchasing Prostitution | Male | 0 | 0 | 0 | 0 | 0 | 0 | 0 |
| | Female | 0 | 0 | 0 | 0 | 0 | 0 | 0 |
| Sex Offenses (Except Forcible Rape and Prostitution) | Male | 0 | 0 | 0 | 0 | 1 | 0 | 0 |
| | Female | 0 | 0 | 0 | 0 | 0 | 0 | 0 |
| Total Prostitution & Commercialized Vice Violations: Male | | 0 | 0 | 0 | 0 | 1 | 0 | 2 |
| Female | | 0 | 0 | 0 | 0 | 0 | 0 | 0 |

2016 Lyon County SO Arrests - Adult
25 - 59 Years of Age

Drug Abuse Violations:

| Sale/Manufacturing: | | 25-29 | 30-34 | 35-39 | 40-44 | 45-49 | 50-54 | 55-59 |
|--|--------|--------------|--------------|--------------|--------------|--------------|--------------|--------------|
| Opium or Cocaine and Their Derivatives (Morphine, Heroin, Codeine) | Male | 0 | 0 | 0 | 0 | 0 | 0 | 0 |
| | Female | 0 | 0 | 0 | 0 | 0 | 0 | 0 |
| Marijuana | Male | 1 | 2 | 0 | 0 | 0 | 0 | 1 |
| | Female | 1 | 0 | 0 | 0 | 0 | 0 | 0 |
| Synthetic Narcotics - Manufactured Narcotics Which Can Cause True Drug Addiction Demerol, Methadones) | Male | 2 | 0 | 3 | 2 | 1 | 3 | 0 |
| | Female | 2 | 0 | 1 | 0 | 0 | 0 | 1 |
| Other - Dangerous Nonnarcotic Drugs (Barbiturates, Benzedrine) | Male | 0 | 0 | 1 | 0 | 0 | 0 | 0 |
| | Female | 0 | 0 | 0 | 0 | 0 | 0 | 0 |
| Possession: | | | | | | | | |
| Opium or Cocaine and Their Derivatives (Morphine, Heroin, Codeine) | Male | 0 | 0 | 0 | 0 | 0 | 0 | 0 |
| | Female | 1 | 0 | 0 | 0 | 0 | 0 | 0 |
| Marijuana | Male | 11 | 4 | 5 | 3 | 0 | 1 | 1 |
| | Female | 1 | 1 | 2 | 3 | 1 | 0 | 0 |
| Synthetic Narcotics - Manufactured Narcotics Which Can Cause True Drug Addiction (Demerol, Methadones) | Male | 0 | 4 | 7 | 2 | 3 | 5 | 2 |
| | Female | 3 | 3 | 2 | 0 | 0 | 3 | 1 |
| Other - Dangerous Nonnarcotic Drugs (Barbiturates, Benzedrine) | Male | 7 | 2 | 5 | 0 | 2 | 0 | 0 |
| | Female | 0 | 3 | 4 | 1 | 1 | 0 | 1 |
| Total Drug Abuse Violations: | | | | | | | | |
| | Male | 21 | 12 | 21 | 7 | 6 | 9 | 4 |
| | Female | 8 | 7 | 9 | 4 | 2 | 3 | 3 |

Gambling:

| | | 25-29 | 30-34 | 35-39 | 40-44 | 45-49 | 50-54 | 55-59 |
|-----------------------------------|--------|--------------|--------------|--------------|--------------|--------------|--------------|--------------|
| Bookmaking (Horse and Sport Book) | Male | 0 | 0 | 0 | 0 | 0 | 0 | 0 |
| | Female | 0 | 0 | 0 | 0 | 0 | 0 | 0 |
| Numbers and Lottery | Male | 0 | 0 | 0 | 0 | 0 | 0 | 0 |
| | Female | 0 | 0 | 0 | 0 | 0 | 0 | 0 |
| All Other Gambling | Male | 0 | 0 | 0 | 0 | 0 | 0 | 0 |
| | Female | 0 | 0 | 0 | 0 | 0 | 0 | 0 |
| Total Gambling Violations: | | | | | | | | |
| | Male | 0 | 0 | 0 | 0 | 0 | 0 | 0 |
| | Female | 0 | 0 | 0 | 0 | 0 | 0 | 0 |

Miscellaneous:

| | | 25-29 | 30-34 | 35-39 | 40-44 | 45-49 | 50-54 | 55-59 |
|--|--------|--------------|--------------|--------------|--------------|--------------|--------------|--------------|
| Offenses Against the Family and Children | Male | 2 | 1 | 4 | 1 | 0 | 1 | 0 |
| | Female | 1 | 5 | 0 | 2 | 0 | 0 | 0 |
| Driving Under the Influence | Male | 8 | 3 | 3 | 3 | 8 | 12 | 7 |
| | Female | 2 | 1 | 2 | 1 | 3 | 1 | 0 |
| Liquor Laws | Male | 1 | 2 | 1 | 1 | 3 | 0 | 0 |
| | Female | 0 | 0 | 0 | 0 | 0 | 0 | 1 |
| Drunkenness | Male | 0 | 0 | 0 | 1 | 0 | 1 | 0 |
| | Female | 1 | 0 | 0 | 0 | 0 | 0 | 0 |
| Disorderly Conduct | Male | 2 | 4 | 1 | 1 | 1 | 1 | 2 |
| | Female | 1 | 0 | 0 | 1 | 0 | 0 | 0 |
| Vagrancy | Male | 0 | 0 | 0 | 0 | 0 | 0 | 0 |
| | Female | 0 | 0 | 0 | 0 | 0 | 0 | 0 |
| All Other Offenses (Except Traffic) | Male | 22 | 19 | 27 | 9 | 7 | 10 | 9 |
| | Female | 5 | 7 | 8 | 7 | 4 | 5 | 1 |
| Suspicion | Male | 0 | 0 | 0 | 0 | 0 | 0 | 0 |
| | Female | 0 | 0 | 0 | 0 | 0 | 0 | 0 |
| Total Miscellaneous Violations: | | | | | | | | |
| | Male | 35 | 29 | 36 | 16 | 19 | 25 | 18 |
| | Female | 10 | 13 | 10 | 11 | 7 | 6 | 2 |

Human Trafficking:

| | | 25-29 | 30-34 | 35-39 | 40-44 | 45-49 | 50-54 | 55-59 |
|--|--------|--------------|--------------|--------------|--------------|--------------|--------------|--------------|
| Human Trafficking/ Commercial Sex Acts | Male | 0 | 0 | 0 | 0 | 0 | 0 | 0 |
| | Female | 0 | 0 | 0 | 0 | 0 | 0 | 0 |
| Human Trafficking/ Involuntary Servitude | Male | 0 | 0 | 0 | 0 | 0 | 0 | 0 |
| | Female | 0 | 0 | 0 | 0 | 0 | 0 | 0 |
| Total Human Trafficking Violations: | | | | | | | | |
| | Male | 0 | 0 | 0 | 0 | 0 | 0 | 0 |
| | Female | 0 | 0 | 0 | 0 | 0 | 0 | 0 |

2016 Yerington PD Arrests - Adult
25 - 59 Years of Age

| Index Crime: | | 25-29 | 30-34 | 35-39 | 40-44 | 45-49 | 50-54 | 55-59 |
|--|--------|-------|-------|-------|-------|-------|-------|-------|
| Murder and Nonnegligent Manslaughter | Male | 0 | 0 | 0 | 0 | 0 | 0 | 0 |
| | Female | 0 | 0 | 0 | 0 | 0 | 0 | 0 |
| Manslaughter by Negligence | Male | 0 | 0 | 0 | 0 | 0 | 0 | 0 |
| | Female | 0 | 0 | 0 | 0 | 0 | 0 | 0 |
| Rape | Male | 0 | 0 | 0 | 0 | 0 | 0 | 0 |
| | Female | 0 | 0 | 0 | 0 | 0 | 0 | 0 |
| Robbery | Male | 0 | 0 | 0 | 0 | 0 | 0 | 0 |
| | Female | 0 | 0 | 0 | 0 | 0 | 0 | 0 |
| Aggravated Assault (Return A - 4a-d) | Male | 0 | 0 | 0 | 0 | 1 | 0 | 0 |
| | Female | 0 | 0 | 0 | 0 | 0 | 0 | 0 |
| Burglary - Breaking or Entering | Male | 1 | 0 | 0 | 0 | 0 | 0 | 0 |
| | Female | 0 | 1 | 0 | 0 | 0 | 0 | 0 |
| Larceny - Theft (Except Motor Vehicle Theft) | Male | 2 | 0 | 0 | 0 | 2 | 0 | 0 |
| | Female | 0 | 0 | 0 | 0 | 0 | 0 | 0 |
| Motor Vehicle Theft | Male | 0 | 0 | 0 | 0 | 0 | 0 | 0 |
| | Female | 0 | 0 | 0 | 0 | 0 | 0 | 0 |
| Arson | Male | 0 | 0 | 0 | 0 | 0 | 0 | 0 |
| | Female | 0 | 0 | 0 | 0 | 0 | 0 | 0 |
| Total Index Crimes Violations: Male | | 3 | 0 | 0 | 0 | 3 | 0 | 0 |
| Female | | 0 | 1 | 0 | 0 | 0 | 0 | 0 |

| Other Offenses: | | 25-29 | 30-34 | 35-39 | 40-44 | 45-49 | 50-54 | 55-59 |
|--|--------|-------|-------|-------|-------|-------|-------|-------|
| Other Assaults (Return A - 4e) | Male | 5 | 3 | 0 | 0 | 0 | 1 | 0 |
| | Female | 0 | 0 | 0 | 0 | 0 | 0 | 0 |
| Forgery and Counterfeiting | Male | 0 | 0 | 1 | 0 | 0 | 0 | 0 |
| | Female | 0 | 0 | 0 | 0 | 0 | 0 | 0 |
| Fraud | Male | 1 | 0 | 0 | 0 | 0 | 0 | 0 |
| | Female | 0 | 0 | 0 | 0 | 0 | 0 | 0 |
| Embezzlement | Male | 0 | 0 | 0 | 0 | 0 | 0 | 0 |
| | Female | 0 | 0 | 0 | 0 | 0 | 0 | 0 |
| Stolen Property; Buying, Receiving, Possessing | Male | 0 | 0 | 0 | 0 | 0 | 0 | 0 |
| | Female | 0 | 0 | 0 | 0 | 0 | 0 | 0 |
| Vandalism | Male | 0 | 0 | 0 | 0 | 0 | 0 | 0 |
| | Female | 0 | 0 | 0 | 0 | 0 | 0 | 0 |
| Weapons; Carrying, Possessing, etc. | Male | 0 | 0 | 0 | 1 | 0 | 0 | 0 |
| | Female | 0 | 0 | 0 | 0 | 0 | 0 | 0 |
| Total Other Offense Violations: Male | | 6 | 3 | 1 | 1 | 0 | 1 | 0 |
| Female | | 0 | 0 | 0 | 0 | 0 | 0 | 0 |

| Prostitution and Commercialized Vice: | | 25-29 | 30-34 | 35-39 | 40-44 | 45-49 | 50-54 | 55-59 |
|---|--------|-------|-------|-------|-------|-------|-------|-------|
| Prostitution | Male | 0 | 0 | 0 | 0 | 0 | 0 | 0 |
| | Female | 0 | 0 | 0 | 0 | 0 | 0 | 0 |
| Assisting or Promoting Prostitution | Male | 0 | 0 | 0 | 0 | 0 | 0 | 0 |
| | Female | 0 | 0 | 0 | 0 | 0 | 0 | 0 |
| Purchasing Prostitution | Male | 0 | 0 | 0 | 0 | 0 | 0 | 0 |
| | Female | 0 | 0 | 0 | 0 | 0 | 0 | 0 |
| Sex Offenses (Except Forcible Rape and Prostitution) | Male | 0 | 0 | 0 | 0 | 0 | 0 | 0 |
| | Female | 0 | 0 | 0 | 0 | 0 | 0 | 0 |
| Total Prostitution & Commercialized Vice Violations: Male | | 0 | 0 | 0 | 0 | 0 | 0 | 0 |
| Female | | 0 | 0 | 0 | 0 | 0 | 0 | 0 |

2016 Yerington PD Arrests - Adult
25 - 59 Years of Age

Drug Abuse Violations:

| Sale/Manufacturing: | | 25-29 | 30-34 | 35-39 | 40-44 | 45-49 | 50-54 | 55-59 |
|--|--------|--------------|--------------|--------------|--------------|--------------|--------------|--------------|
| Opium or Cocaine and Their Derivatives (Morphine, Heroin, Codeine) | Male | 0 | 0 | 0 | 0 | 0 | 0 | 0 |
| | Female | 0 | 0 | 0 | 0 | 0 | 0 | 0 |
| Marijuana | Male | 0 | 0 | 0 | 0 | 0 | 0 | 0 |
| | Female | 0 | 0 | 0 | 0 | 0 | 0 | 0 |
| Synthetic Narcotics - Manufactured Narcotics Which Can Cause True Drug Addiction Demerol, Methadones) | Male | 0 | 0 | 0 | 0 | 0 | 0 | 0 |
| | Female | 0 | 0 | 0 | 0 | 0 | 0 | 0 |
| Other - Dangerous Nonnarcotic Drugs (Barbiturates, Benzedrine) | Male | 0 | 0 | 0 | 0 | 0 | 0 | 0 |
| | Female | 0 | 0 | 0 | 0 | 0 | 0 | 0 |
| Possession: | | | | | | | | |
| Opium or Cocaine and Their Derivatives (Morphine, Heroin, Codeine) | Male | 0 | 0 | 0 | 0 | 0 | 0 | 0 |
| | Female | 0 | 0 | 0 | 0 | 0 | 0 | 0 |
| Marijuana | Male | 0 | 1 | 1 | 0 | 0 | 0 | 0 |
| | Female | 2 | 0 | 1 | 0 | 0 | 0 | 0 |
| Synthetic Narcotics - Manufactured Narcotics Which Can Cause True Drug Addiction (Demerol, Methadones) | Male | 0 | 0 | 1 | 0 | 0 | 0 | 0 |
| | Female | 0 | 0 | 0 | 0 | 0 | 0 | 0 |
| Other - Dangerous Nonnarcotic Drugs (Barbiturates, Benzedrine) | Male | 2 | 0 | 1 | 0 | 0 | 0 | 0 |
| | Female | 0 | 0 | 0 | 0 | 0 | 0 | 0 |
| Total Drug Abuse Violations: | | | | | | | | |
| | Male | 2 | 1 | 3 | 0 | 0 | 0 | 0 |
| | Female | 2 | 0 | 1 | 0 | 0 | 0 | 0 |

Gambling:

| | | 25-29 | 30-34 | 35-39 | 40-44 | 45-49 | 50-54 | 55-59 |
|-----------------------------------|--------|--------------|--------------|--------------|--------------|--------------|--------------|--------------|
| Bookmaking (Horse and Sport Book) | Male | 0 | 0 | 0 | 0 | 0 | 0 | 0 |
| | Female | 0 | 0 | 0 | 0 | 0 | 0 | 0 |
| Numbers and Lottery | Male | 0 | 0 | 0 | 0 | 0 | 0 | 0 |
| | Female | 0 | 0 | 0 | 0 | 0 | 0 | 0 |
| All Other Gambling | Male | 0 | 0 | 0 | 0 | 0 | 0 | 0 |
| | Female | 0 | 0 | 0 | 0 | 0 | 0 | 0 |
| Total Gambling Violations: | | | | | | | | |
| | Male | 0 | 0 | 0 | 0 | 0 | 0 | 0 |
| | Female | 0 | 0 | 0 | 0 | 0 | 0 | 0 |

Miscellaneous:

| | | 25-29 | 30-34 | 35-39 | 40-44 | 45-49 | 50-54 | 55-59 |
|--|--------|--------------|--------------|--------------|--------------|--------------|--------------|--------------|
| Offenses Against the Family and Children | Male | 1 | 0 | 0 | 0 | 0 | 1 | 0 |
| | Female | 1 | 0 | 0 | 0 | 0 | 0 | 0 |
| Driving Under the Influence | Male | 0 | 0 | 0 | 0 | 0 | 0 | 0 |
| | Female | 0 | 0 | 0 | 0 | 0 | 0 | 0 |
| Liquor Laws | Male | 0 | 0 | 0 | 0 | 0 | 0 | 0 |
| | Female | 0 | 0 | 0 | 0 | 0 | 0 | 0 |
| Drunkenness | Male | 1 | 0 | 0 | 2 | 0 | 0 | 0 |
| | Female | 0 | 0 | 0 | 1 | 0 | 0 | 0 |
| Disorderly Conduct | Male | 2 | 0 | 1 | 0 | 1 | 0 | 0 |
| | Female | 0 | 0 | 0 | 1 | 0 | 0 | 0 |
| Vagrancy | Male | 0 | 0 | 0 | 0 | 0 | 0 | 0 |
| | Female | 0 | 0 | 0 | 0 | 0 | 0 | 0 |
| All Other Offenses (Except Traffic) | Male | 5 | 0 | 4 | 1 | 1 | 0 | 0 |
| | Female | 0 | 2 | 0 | 1 | 0 | 1 | 0 |
| Suspicion | Male | 0 | 0 | 0 | 0 | 0 | 0 | 0 |
| | Female | 0 | 0 | 0 | 0 | 0 | 0 | 0 |
| Total Miscellaneous Violations: | | | | | | | | |
| | Male | 9 | 0 | 5 | 3 | 2 | 1 | 0 |
| | Female | 1 | 2 | 0 | 3 | 0 | 1 | 0 |

Human Trafficking:

| | | 25-29 | 30-34 | 35-39 | 40-44 | 45-49 | 50-54 | 55-59 |
|--|--------|--------------|--------------|--------------|--------------|--------------|--------------|--------------|
| Human Trafficking/ Commercial Sex Acts | Male | 0 | 0 | 0 | 0 | 0 | 0 | 0 |
| | Female | 0 | 0 | 0 | 0 | 0 | 0 | 0 |
| Human Trafficking/ Involuntary Servitude | Male | 0 | 0 | 0 | 0 | 0 | 0 | 0 |
| | Female | 0 | 0 | 0 | 0 | 0 | 0 | 0 |
| Total Human Trafficking Violations: | | | | | | | | |
| | Male | 0 | 0 | 0 | 0 | 0 | 0 | 0 |
| | Female | 0 | 0 | 0 | 0 | 0 | 0 | 0 |

2016 Mineral County Arrests - Adult
25 - 59 Years of Age

| Index Crime: | | 25-29 | 30-34 | 35-39 | 40-44 | 45-49 | 50-54 | 55-59 |
|--|--------|-------|-------|-------|-------|-------|-------|-------|
| Murder and Nonnegligent Manslaughter | Male | 0 | 0 | 0 | 0 | 0 | 0 | 0 |
| | Female | 0 | 0 | 0 | 0 | 0 | 0 | 0 |
| Manslaughter by Negligence | Male | 0 | 0 | 0 | 0 | 0 | 0 | 0 |
| | Female | 0 | 0 | 0 | 0 | 0 | 0 | 0 |
| Rape | Male | 1 | 0 | 0 | 0 | 0 | 0 | 0 |
| | Female | 0 | 0 | 0 | 0 | 0 | 0 | 0 |
| Robbery | Male | 0 | 0 | 0 | 0 | 0 | 0 | 0 |
| | Female | 0 | 0 | 0 | 0 | 0 | 0 | 0 |
| Aggravated Assault (Return A - 4a-d) | Male | 1 | 0 | 0 | 0 | 0 | 0 | 0 |
| | Female | 2 | 0 | 0 | 0 | 0 | 0 | 0 |
| Burglary - Breaking or Entering | Male | 4 | 1 | 0 | 0 | 0 | 0 | 0 |
| | Female | 1 | 0 | 0 | 0 | 0 | 0 | 0 |
| Larceny - Theft (Except Motor Vehicle Theft) | Male | 0 | 0 | 0 | 0 | 0 | 0 | 0 |
| | Female | 1 | 0 | 0 | 0 | 0 | 0 | 0 |
| Motor Vehicle Theft | Male | 1 | 0 | 0 | 1 | 1 | 1 | 0 |
| | Female | 0 | 0 | 0 | 0 | 0 | 0 | 0 |
| Arson | Male | 0 | 0 | 0 | 0 | 0 | 0 | 0 |
| | Female | 0 | 0 | 0 | 0 | 0 | 0 | 0 |
| Total Index Crimes Violations: Male | | 7 | 1 | 0 | 1 | 1 | 1 | 0 |
| Female | | 4 | 0 | 0 | 0 | 0 | 0 | 0 |

| Other Offenses: | | 25-29 | 30-34 | 35-39 | 40-44 | 45-49 | 50-54 | 55-59 |
|--|--------|-------|-------|-------|-------|-------|-------|-------|
| Other Assaults (Return A - 4e) | Male | 0 | 0 | 0 | 0 | 0 | 0 | 0 |
| | Female | 0 | 0 | 0 | 0 | 0 | 0 | 0 |
| Forgery and Counterfeiting | Male | 0 | 0 | 0 | 0 | 0 | 0 | 0 |
| | Female | 0 | 0 | 0 | 0 | 0 | 0 | 0 |
| Fraud | Male | 0 | 0 | 0 | 0 | 0 | 0 | 0 |
| | Female | 0 | 0 | 1 | 0 | 0 | 0 | 0 |
| Embezzlement | Male | 0 | 0 | 0 | 0 | 0 | 0 | 0 |
| | Female | 0 | 0 | 0 | 0 | 0 | 0 | 0 |
| Stolen Property; Buying, Receiving, Possessing | Male | 0 | 0 | 0 | 0 | 0 | 0 | 0 |
| | Female | 0 | 0 | 0 | 0 | 0 | 0 | 0 |
| Vandalism | Male | 0 | 0 | 0 | 0 | 0 | 0 | 0 |
| | Female | 0 | 0 | 0 | 0 | 0 | 0 | 0 |
| Weapons; Carrying, Possessing, etc. | Male | 1 | 0 | 0 | 3 | 0 | 0 | 1 |
| | Female | 0 | 0 | 0 | 0 | 0 | 0 | 0 |
| Total Other Offense Violations: Male | | 1 | 0 | 0 | 3 | 0 | 0 | 1 |
| Female | | 0 | 0 | 1 | 0 | 0 | 0 | 0 |

| Prostitution and Commercialized Vice: | | 25-29 | 30-34 | 35-39 | 40-44 | 45-49 | 50-54 | 55-59 |
|---|--------|-------|-------|-------|-------|-------|-------|-------|
| Prostitution | Male | 0 | 0 | 0 | 0 | 0 | 0 | 0 |
| | Female | 0 | 0 | 0 | 0 | 0 | 0 | 0 |
| Assisting or Promoting Prostitution | Male | 0 | 0 | 0 | 0 | 0 | 0 | 0 |
| | Female | 0 | 0 | 0 | 0 | 0 | 0 | 0 |
| Purchasing Prostitution | Male | 0 | 0 | 0 | 0 | 0 | 0 | 0 |
| | Female | 0 | 0 | 0 | 0 | 0 | 0 | 0 |
| Sex Offenses (Except Forcible Rape and Prostitution) | Male | 0 | 0 | 0 | 0 | 0 | 0 | 0 |
| | Female | 0 | 0 | 0 | 0 | 0 | 0 | 0 |
| Total Prostitution & Commercialized Vice Violations: Male | | 0 | 0 | 0 | 0 | 0 | 0 | 0 |
| Female | | 0 | 0 | 0 | 0 | 0 | 0 | 0 |

2016 Mineral County Arrests - Adult
25 - 59 Years of Age

Drug Abuse Violations:

| Sale/Manufacturing: | | 25-29 | 30-34 | 35-39 | 40-44 | 45-49 | 50-54 | 55-59 |
|--|--------|--------------|--------------|--------------|--------------|--------------|--------------|--------------|
| Opium or Cocaine and Their Derivatives (Morphine, Heroin, Codeine) | Male | 0 | 0 | 0 | 0 | 1 | 0 | 1 |
| | Female | 0 | 0 | 0 | 0 | 0 | 1 | 0 |
| Marijuana | Male | 1 | 2 | 1 | 0 | 0 | 0 | 0 |
| | Female | 1 | 0 | 0 | 0 | 0 | 0 | 0 |
| Synthetic Narcotics - Manufactured Narcotics Which Can Cause True Drug Addiction Demerol, Methadones) | Male | 2 | 2 | 2 | 0 | 0 | 0 | 0 |
| | Female | 1 | 1 | 0 | 0 | 0 | 2 | 0 |
| Other - Dangerous Nonnarcotic Drugs (Barbiturates, Benzedrine) | Male | 0 | 0 | 0 | 0 | 0 | 0 | 0 |
| | Female | 0 | 0 | 0 | 0 | 0 | 0 | 0 |
| Possession: | | | | | | | | |
| Opium or Cocaine and Their Derivatives (Morphine, Heroin, Codeine) | Male | 2 | 0 | 0 | 1 | 0 | 0 | 0 |
| | Female | 0 | 0 | 1 | 0 | 1 | 0 | 1 |
| Marijuana | Male | 3 | 2 | 2 | 1 | 1 | 0 | 0 |
| | Female | 0 | 2 | 0 | 1 | 1 | 0 | 0 |
| Synthetic Narcotics - Manufactured Narcotics Which Can Cause True Drug Addiction (Demerol, Methadones) | Male | 1 | 1 | 4 | 0 | 1 | 1 | 0 |
| | Female | 0 | 0 | 0 | 1 | 0 | 0 | 1 |
| Other - Dangerous Nonnarcotic Drugs (Barbiturates, Benzedrine) | Male | 0 | 0 | 0 | 0 | 0 | 0 | 0 |
| | Female | 0 | 0 | 0 | 0 | 0 | 0 | 1 |
| Total Drug Abuse Violations: | | | | | | | | |
| | Male | 9 | 7 | 9 | 2 | 3 | 1 | 1 |
| | Female | 2 | 3 | 1 | 2 | 2 | 3 | 3 |

Gambling:

| | | 25-29 | 30-34 | 35-39 | 40-44 | 45-49 | 50-54 | 55-59 |
|-----------------------------------|--------|--------------|--------------|--------------|--------------|--------------|--------------|--------------|
| Bookmaking (Horse and Sport Book) | Male | 0 | 0 | 0 | 0 | 0 | 0 | 0 |
| | Female | 0 | 0 | 0 | 0 | 0 | 0 | 0 |
| Numbers and Lottery | Male | 0 | 0 | 0 | 0 | 0 | 0 | 0 |
| | Female | 0 | 0 | 0 | 0 | 0 | 0 | 0 |
| All Other Gambling | Male | 0 | 0 | 0 | 0 | 0 | 0 | 0 |
| | Female | 0 | 0 | 0 | 0 | 0 | 0 | 0 |
| Total Gambling Violations: | | | | | | | | |
| | Male | 0 | 0 | 0 | 0 | 0 | 0 | 0 |
| | Female | 0 | 0 | 0 | 0 | 0 | 0 | 0 |

Miscellaneous:

| | | 25-29 | 30-34 | 35-39 | 40-44 | 45-49 | 50-54 | 55-59 |
|--|--------|--------------|--------------|--------------|--------------|--------------|--------------|--------------|
| Offenses Against the Family and Children | Male | 0 | 0 | 0 | 0 | 0 | 0 | 0 |
| | Female | 1 | 2 | 0 | 0 | 0 | 0 | 0 |
| Driving Under the Influence | Male | 8 | 6 | 0 | 1 | 1 | 2 | 4 |
| | Female | 0 | 2 | 1 | 1 | 1 | 1 | 0 |
| Liquor Laws | Male | 0 | 0 | 0 | 1 | 0 | 0 | 0 |
| | Female | 0 | 0 | 0 | 0 | 0 | 0 | 0 |
| Drunkenness | Male | 0 | 0 | 0 | 0 | 0 | 0 | 0 |
| | Female | 0 | 0 | 0 | 0 | 0 | 0 | 0 |
| Disorderly Conduct | Male | 1 | 0 | 0 | 0 | 0 | 0 | 0 |
| | Female | 0 | 0 | 0 | 0 | 0 | 0 | 0 |
| Vagrancy | Male | 0 | 0 | 0 | 0 | 0 | 0 | 0 |
| | Female | 0 | 0 | 0 | 0 | 0 | 0 | 0 |
| All Other Offenses (Except Traffic) | Male | 3 | 3 | 3 | 1 | 8 | 1 | 4 |
| | Female | 2 | 1 | 0 | 1 | 0 | 0 | 0 |
| Suspicion | Male | 0 | 0 | 0 | 0 | 0 | 0 | 0 |
| | Female | 0 | 0 | 0 | 0 | 0 | 0 | 0 |
| Total Miscellaneous Violations: | | | | | | | | |
| | Male | 12 | 9 | 3 | 3 | 9 | 3 | 8 |
| | Female | 3 | 5 | 1 | 2 | 1 | 1 | 0 |

Human Trafficking:

| | | 25-29 | 30-34 | 35-39 | 40-44 | 45-49 | 50-54 | 55-59 |
|--|--------|--------------|--------------|--------------|--------------|--------------|--------------|--------------|
| Human Trafficking/ Commercial Sex Acts | Male | 0 | 0 | 0 | 0 | 0 | 0 | 0 |
| | Female | 0 | 0 | 0 | 0 | 0 | 0 | 0 |
| Human Trafficking/ Involuntary Servitude | Male | 0 | 0 | 0 | 0 | 0 | 0 | 0 |
| | Female | 0 | 0 | 0 | 0 | 0 | 0 | 0 |
| Total Human Trafficking Violations: | | | | | | | | |
| | Male | 0 | 0 | 0 | 0 | 0 | 0 | 0 |
| | Female | 0 | 0 | 0 | 0 | 0 | 0 | 0 |

2016 Nye County Arrests - Adult
25 - 59 Years of Age

| Index Crime: | | 25-29 | 30-34 | 35-39 | 40-44 | 45-49 | 50-54 | 55-59 |
|--|--------|-------|-------|-------|-------|-------|-------|-------|
| Murder and Nonnegligent Manslaughter | Male | 0 | 0 | 0 | 0 | 0 | 0 | 0 |
| | Female | 0 | 0 | 0 | 0 | 0 | 0 | 0 |
| Manslaughter by Negligence | Male | 0 | 0 | 0 | 0 | 0 | 0 | 1 |
| | Female | 0 | 0 | 0 | 0 | 0 | 0 | 0 |
| Rape | Male | 0 | 0 | 0 | 0 | 0 | 0 | 0 |
| | Female | 0 | 0 | 0 | 0 | 0 | 0 | 0 |
| Robbery | Male | 0 | 0 | 0 | 0 | 0 | 0 | 0 |
| | Female | 0 | 0 | 0 | 0 | 0 | 0 | 0 |
| Aggravated Assault (Return A - 4a-d) | Male | 3 | 5 | 6 | 2 | 3 | 1 | 1 |
| | Female | 1 | 0 | 0 | 3 | 0 | 0 | 0 |
| Burglary - Breaking or Entering | Male | 0 | 0 | 0 | 0 | 0 | 0 | 0 |
| | Female | 0 | 0 | 0 | 0 | 0 | 0 | 0 |
| Larceny - Theft (Except Motor Vehicle Theft) | Male | 0 | 2 | 0 | 0 | 2 | 1 | 0 |
| | Female | 0 | 0 | 1 | 0 | 0 | 1 | 1 |
| Motor Vehicle Theft | Male | 0 | 0 | 0 | 0 | 0 | 0 | 0 |
| | Female | 0 | 0 | 0 | 0 | 0 | 0 | 0 |
| Arson | Male | 0 | 0 | 0 | 0 | 0 | 0 | 0 |
| | Female | 0 | 0 | 0 | 0 | 0 | 0 | 0 |
| Total Index Crimes Violations: Male | | 3 | 7 | 6 | 2 | 5 | 2 | 2 |
| Female | | 1 | 0 | 1 | 3 | 0 | 1 | 1 |

| Other Offenses: | | 25-29 | 30-34 | 35-39 | 40-44 | 45-49 | 50-54 | 55-59 |
|--|--------|-------|-------|-------|-------|-------|-------|-------|
| Other Assaults (Return A - 4e) | Male | 3 | 5 | 0 | 2 | 1 | 1 | 2 |
| | Female | 0 | 0 | 0 | 2 | 2 | 2 | 0 |
| Forgery and Counterfeiting | Male | 1 | 0 | 0 | 1 | 0 | 0 | 0 |
| | Female | 0 | 0 | 0 | 2 | 1 | 0 | 0 |
| Fraud | Male | 4 | 3 | 3 | 2 | 3 | 1 | 3 |
| | Female | 2 | 6 | 1 | 1 | 0 | 1 | 1 |
| Embezzlement | Male | 0 | 0 | 0 | 0 | 0 | 1 | 0 |
| | Female | 0 | 0 | 0 | 0 | 0 | 0 | 0 |
| Stolen Property; Buying, Receiving, Possessing | Male | 0 | 0 | 0 | 0 | 0 | 0 | 0 |
| | Female | 0 | 0 | 0 | 0 | 0 | 0 | 0 |
| Vandalism | Male | 3 | 4 | 6 | 0 | 3 | 1 | 0 |
| | Female | 0 | 0 | 1 | 0 | 0 | 2 | 0 |
| Weapons; Carrying, Possessing, etc. | Male | 4 | 4 | 2 | 4 | 1 | 2 | 3 |
| | Female | 0 | 3 | 0 | 3 | 0 | 2 | 1 |
| Total Other Offense Violations: Male | | 15 | 16 | 11 | 9 | 8 | 6 | 8 |
| Female | | 2 | 9 | 2 | 8 | 3 | 7 | 2 |

| Prostitution and Commercialized Vice: | | 25-29 | 30-34 | 35-39 | 40-44 | 45-49 | 50-54 | 55-59 |
|---|--------|-------|-------|-------|-------|-------|-------|-------|
| Prostitution | Male | 0 | 0 | 0 | 0 | 0 | 0 | 0 |
| | Female | 0 | 0 | 0 | 0 | 0 | 0 | 0 |
| Assisting or Promoting Prostitution | Male | 0 | 0 | 0 | 0 | 0 | 0 | 0 |
| | Female | 0 | 0 | 0 | 0 | 0 | 0 | 0 |
| Purchasing Prostitution | Male | 0 | 0 | 1 | 0 | 0 | 0 | 0 |
| | Female | 0 | 0 | 0 | 0 | 0 | 0 | 0 |
| Sex Offenses (Except Forcible Rape and Prostitution) | Male | 0 | 0 | 0 | 0 | 0 | 0 | 0 |
| | Female | 0 | 0 | 0 | 0 | 0 | 0 | 0 |
| Total Prostitution & Commercialized Vice Violations: Male | | 0 | 0 | 1 | 0 | 0 | 0 | 0 |
| Female | | 0 | 0 | 0 | 0 | 0 | 0 | 0 |

2016 Nye County Arrests - Adult
25 - 59 Years of Age

Drug Abuse Violations:

| Sale/Manufacturing: | | 25-29 | 30-34 | 35-39 | 40-44 | 45-49 | 50-54 | 55-59 |
|--|--------|--------------|--------------|--------------|--------------|--------------|--------------|--------------|
| Opium or Cocaine and Their Derivatives (Morphine, Heroin, Codeine) | Male | 0 | 0 | 0 | 0 | 0 | 0 | 0 |
| | Female | 0 | 0 | 0 | 0 | 0 | 0 | 0 |
| Marijuana | Male | 3 | 0 | 0 | 0 | 0 | 0 | 0 |
| | Female | 0 | 0 | 2 | 0 | 1 | 0 | 0 |
| Synthetic Narcotics - Manufactured Narcotics Which Can Cause True Drug Addiction (Demerol, Methadones) | Male | 0 | 0 | 2 | 1 | 0 | 2 | 1 |
| | Female | 1 | 1 | 0 | 0 | 1 | 1 | 1 |
| Other - Dangerous Nonnarcotic Drugs (Barbiturates, Benzedrine) | Male | 0 | 0 | 0 | 0 | 0 | 0 | 0 |
| | Female | 0 | 0 | 0 | 1 | 0 | 0 | 0 |
| Possession: | | | | | | | | |
| Opium or Cocaine and Their Derivatives (Morphine, Heroin, Codeine) | Male | 0 | 0 | 0 | 0 | 0 | 0 | 0 |
| | Female | 0 | 0 | 0 | 0 | 0 | 0 | 0 |
| Marijuana | Male | 10 | 2 | 7 | 1 | 1 | 2 | 1 |
| | Female | 5 | 2 | 3 | 0 | 0 | 1 | 1 |
| Synthetic Narcotics - Manufactured Narcotics Which Can Cause True Drug Addiction (Demerol, Methadones) | Male | 0 | 1 | 2 | 0 | 1 | 1 | 2 |
| | Female | 1 | 0 | 1 | 0 | 0 | 0 | 0 |
| Other - Dangerous Nonnarcotic Drugs (Barbiturates, Benzedrine) | Male | 0 | 0 | 1 | 0 | 1 | 0 | 0 |
| | Female | 0 | 0 | 0 | 1 | 1 | 0 | 0 |
| Total Drug Abuse Violations: | | | | | | | | |
| | Male | 13 | 3 | 12 | 2 | 3 | 5 | 4 |
| | Female | 7 | 3 | 6 | 2 | 3 | 2 | 2 |

Gambling:

| | | 25-29 | 30-34 | 35-39 | 40-44 | 45-49 | 50-54 | 55-59 |
|-----------------------------------|--------|--------------|--------------|--------------|--------------|--------------|--------------|--------------|
| Bookmaking (Horse and Sport Book) | Male | 0 | 0 | 0 | 0 | 0 | 0 | 0 |
| | Female | 0 | 0 | 0 | 0 | 0 | 0 | 0 |
| Numbers and Lottery | Male | 0 | 0 | 0 | 0 | 0 | 0 | 0 |
| | Female | 0 | 0 | 0 | 0 | 0 | 0 | 0 |
| All Other Gambling | Male | 0 | 0 | 0 | 0 | 0 | 0 | 0 |
| | Female | 0 | 0 | 0 | 0 | 0 | 0 | 0 |
| Total Gambling Violations: | | | | | | | | |
| | Male | 0 | 0 | 0 | 0 | 0 | 0 | 0 |
| | Female | 0 | 0 | 0 | 0 | 0 | 0 | 0 |

Miscellaneous:

| | | 25-29 | 30-34 | 35-39 | 40-44 | 45-49 | 50-54 | 55-59 |
|--|--------|--------------|--------------|--------------|--------------|--------------|--------------|--------------|
| Offenses Against the Family and Children | Male | 5 | 6 | 8 | 4 | 2 | 0 | 1 |
| | Female | 1 | 2 | 3 | 0 | 2 | 0 | 2 |
| Driving Under the Influence | Male | 13 | 14 | 5 | 3 | 8 | 7 | 9 |
| | Female | 3 | 3 | 2 | 3 | 3 | 7 | 1 |
| Liquor Laws | Male | 0 | 1 | 0 | 0 | 0 | 0 | 0 |
| | Female | 0 | 0 | 0 | 0 | 0 | 0 | 0 |
| Drunkenness | Male | 3 | 5 | 6 | 7 | 8 | 2 | 4 |
| | Female | 3 | 2 | 7 | 6 | 2 | 7 | 2 |
| Disorderly Conduct | Male | 1 | 0 | 2 | 2 | 1 | 2 | 1 |
| | Female | 0 | 1 | 0 | 0 | 0 | 2 | 0 |
| Vagrancy | Male | 0 | 0 | 0 | 0 | 0 | 0 | 0 |
| | Female | 0 | 0 | 0 | 0 | 0 | 0 | 0 |
| All Other Offenses (Except Traffic) | Male | 85 | 89 | 62 | 51 | 50 | 59 | 44 |
| | Female | 28 | 31 | 36 | 21 | 19 | 19 | 15 |
| Suspicion | Male | 0 | 0 | 0 | 0 | 0 | 0 | 0 |
| | Female | 0 | 0 | 0 | 0 | 0 | 0 | 0 |
| Total Miscellaneous Violations: | | | | | | | | |
| | Male | 107 | 115 | 83 | 67 | 69 | 70 | 59 |
| | Female | 35 | 39 | 48 | 30 | 26 | 35 | 20 |

Human Trafficking:

| | | 25-29 | 30-34 | 35-39 | 40-44 | 45-49 | 50-54 | 55-59 |
|--|--------|--------------|--------------|--------------|--------------|--------------|--------------|--------------|
| Human Trafficking/ Commercial Sex Acts | Male | 0 | 0 | 0 | 0 | 0 | 0 | 0 |
| | Female | 0 | 0 | 0 | 0 | 0 | 0 | 0 |
| Human Trafficking/ Involuntary Servitude | Male | 0 | 0 | 0 | 0 | 0 | 0 | 0 |
| | Female | 0 | 0 | 0 | 0 | 0 | 0 | 0 |
| Total Human Trafficking Violations: | | | | | | | | |
| | Male | 0 | 0 | 0 | 0 | 0 | 0 | 0 |
| | Female | 0 | 0 | 0 | 0 | 0 | 0 | 0 |

2016 Pershing County Arrests - Adult
25 - 59 Years of Age

| Index Crime: | | 25-29 | 30-34 | 35-39 | 40-44 | 45-49 | 50-54 | 55-59 |
|--|--------|-------|-------|-------|-------|-------|-------|-------|
| Murder and Nonnegligent Manslaughter | Male | 0 | 0 | 0 | 0 | 0 | 0 | 0 |
| | Female | 0 | 0 | 0 | 0 | 0 | 0 | 0 |
| Manslaughter by Negligence | Male | 0 | 0 | 0 | 0 | 0 | 0 | 0 |
| | Female | 0 | 0 | 0 | 0 | 0 | 0 | 0 |
| Rape | Male | 1 | 0 | 0 | 0 | 0 | 0 | 0 |
| | Female | 0 | 0 | 0 | 0 | 0 | 0 | 0 |
| Robbery | Male | 0 | 0 | 0 | 0 | 0 | 0 | 0 |
| | Female | 0 | 0 | 1 | 0 | 0 | 0 | 0 |
| Aggravated Assault (Return A - 4a-d) | Male | 0 | 1 | 0 | 1 | 2 | 0 | 0 |
| | Female | 1 | 0 | 0 | 1 | 0 | 0 | 0 |
| Burglary - Breaking or Entering | Male | 0 | 0 | 0 | 1 | 0 | 0 | 1 |
| | Female | 0 | 0 | 0 | 0 | 0 | 0 | 0 |
| Larceny - Theft (Except Motor Vehicle Theft) | Male | 0 | 0 | 0 | 0 | 0 | 0 | 0 |
| | Female | 0 | 0 | 0 | 0 | 0 | 0 | 0 |
| Motor Vehicle Theft | Male | 0 | 0 | 0 | 0 | 0 | 0 | 0 |
| | Female | 0 | 0 | 0 | 0 | 0 | 0 | 0 |
| Arson | Male | 0 | 0 | 0 | 0 | 0 | 0 | 0 |
| | Female | 0 | 0 | 0 | 0 | 0 | 0 | 0 |
| Total Index Crimes Violations: Male | | 1 | 1 | 0 | 2 | 2 | 0 | 1 |
| Female | | 1 | 0 | 1 | 1 | 0 | 0 | 0 |

| Other Offenses: | | 25-29 | 30-34 | 35-39 | 40-44 | 45-49 | 50-54 | 55-59 |
|--|--------|-------|-------|-------|-------|-------|-------|-------|
| Other Assaults (Return A - 4e) | Male | 1 | 1 | 0 | 0 | 0 | 2 | 0 |
| | Female | 0 | 1 | 2 | 1 | 1 | 0 | 0 |
| Forgery and Counterfeiting | Male | 0 | 0 | 0 | 0 | 0 | 0 | 0 |
| | Female | 0 | 0 | 0 | 0 | 0 | 0 | 0 |
| Fraud | Male | 0 | 0 | 0 | 0 | 0 | 0 | 0 |
| | Female | 0 | 0 | 0 | 0 | 0 | 0 | 0 |
| Embezzlement | Male | 0 | 0 | 0 | 0 | 0 | 0 | 0 |
| | Female | 0 | 0 | 0 | 0 | 0 | 0 | 0 |
| Stolen Property; Buying, Receiving, Possessing | Male | 0 | 0 | 0 | 0 | 0 | 0 | 0 |
| | Female | 1 | 0 | 0 | 0 | 0 | 0 | 0 |
| Vandalism | Male | 0 | 0 | 0 | 0 | 1 | 0 | 0 |
| | Female | 0 | 0 | 0 | 0 | 0 | 0 | 0 |
| Weapons; Carrying, Possessing, etc. | Male | 0 | 0 | 0 | 1 | 0 | 0 | 0 |
| | Female | 0 | 0 | 0 | 1 | 0 | 0 | 0 |
| Total Other Offense Violations: Male | | 1 | 1 | 0 | 1 | 1 | 2 | 0 |
| Female | | 1 | 1 | 2 | 2 | 1 | 0 | 0 |

| Prostitution and Commercialized Vice: | | 25-29 | 30-34 | 35-39 | 40-44 | 45-49 | 50-54 | 55-59 |
|---|--------|-------|-------|-------|-------|-------|-------|-------|
| Prostitution | Male | 0 | 0 | 0 | 0 | 0 | 0 | 0 |
| | Female | 0 | 0 | 0 | 0 | 0 | 0 | 0 |
| Assisting or Promoting Prostitution | Male | 0 | 0 | 0 | 0 | 0 | 0 | 0 |
| | Female | 0 | 0 | 0 | 0 | 0 | 0 | 0 |
| Purchasing Prostitution | Male | 0 | 0 | 0 | 0 | 0 | 0 | 0 |
| | Female | 0 | 0 | 0 | 0 | 0 | 0 | 0 |
| Sex Offenses (Except Forcible Rape and Prostitution) | Male | 0 | 0 | 0 | 0 | 0 | 0 | 0 |
| | Female | 0 | 0 | 0 | 0 | 0 | 0 | 0 |
| Total Prostitution & Commercialized Vice Violations: Male | | 0 | 0 | 0 | 0 | 0 | 0 | 0 |
| Female | | 0 | 0 | 0 | 0 | 0 | 0 | 0 |

2016 Pershing County Arrests - Adult
25 - 59 Years of Age

Drug Abuse Violations:

| Sale/Manufacturing: | | 25-29 | 30-34 | 35-39 | 40-44 | 45-49 | 50-54 | 55-59 |
|--|--------|--------------|--------------|--------------|--------------|--------------|--------------|--------------|
| Opium or Cocaine and Their Derivatives (Morphine, Heroin, Codeine) | Male | 2 | 2 | 1 | 2 | 0 | 0 | 0 |
| | Female | 2 | 1 | 0 | 0 | 0 | 0 | 0 |
| Marijuana | Male | 2 | 1 | 0 | 1 | 3 | 0 | 0 |
| | Female | 2 | 1 | 0 | 1 | 0 | 0 | 0 |
| Synthetic Narcotics - Manufactured Narcotics Which Can Cause True Drug Addiction (Demerol, Methadones) | Male | 0 | 2 | 2 | 0 | 1 | 1 | 0 |
| | Female | 1 | 4 | 1 | 0 | 0 | 0 | 0 |
| Other - Dangerous Nonnarcotic Drugs (Barbiturates, Benzedrine) | Male | 0 | 0 | 0 | 0 | 0 | 0 | 0 |
| | Female | 0 | 0 | 0 | 1 | 0 | 0 | 0 |
| Possession: | | | | | | | | |
| Opium or Cocaine and Their Derivatives (Morphine, Heroin, Codeine) | Male | 1 | 4 | 1 | 0 | 0 | 0 | 0 |
| | Female | 1 | 0 | 0 | 0 | 1 | 0 | 0 |
| Marijuana | Male | 14 | 16 | 4 | 3 | 1 | 3 | 1 |
| | Female | 2 | 1 | 1 | 2 | 1 | 1 | 0 |
| Synthetic Narcotics - Manufactured Narcotics Which Can Cause True Drug Addiction (Demerol, Methadones) | Male | 10 | 5 | 4 | 1 | 2 | 1 | 0 |
| | Female | 1 | 5 | 0 | 1 | 1 | 0 | 0 |
| Other - Dangerous Nonnarcotic Drugs (Barbiturates, Benzedrine) | Male | 0 | 0 | 0 | 0 | 0 | 0 | 0 |
| | Female | 0 | 0 | 0 | 0 | 0 | 0 | 0 |
| Total Drug Abuse Violations: | | | | | | | | |
| | Male | 29 | 30 | 12 | 7 | 7 | 5 | 1 |
| | Female | 9 | 12 | 2 | 5 | 3 | 1 | 0 |

Gambling:

| | | 25-29 | 30-34 | 35-39 | 40-44 | 45-49 | 50-54 | 55-59 |
|-----------------------------------|--------|--------------|--------------|--------------|--------------|--------------|--------------|--------------|
| Bookmaking (Horse and Sport Book) | Male | 0 | 0 | 0 | 0 | 0 | 0 | 0 |
| | Female | 0 | 0 | 0 | 0 | 0 | 0 | 0 |
| Numbers and Lottery | Male | 0 | 0 | 0 | 0 | 0 | 0 | 0 |
| | Female | 0 | 0 | 0 | 0 | 0 | 0 | 0 |
| All Other Gambling | Male | 0 | 0 | 0 | 0 | 0 | 0 | 0 |
| | Female | 0 | 0 | 0 | 0 | 0 | 0 | 0 |
| Total Gambling Violations: | | | | | | | | |
| | Male | 0 | 0 | 0 | 0 | 0 | 0 | 0 |
| | Female | 0 | 0 | 0 | 0 | 0 | 0 | 0 |

Miscellaneous:

| | | 25-29 | 30-34 | 35-39 | 40-44 | 45-49 | 50-54 | 55-59 |
|--|--------|--------------|--------------|--------------|--------------|--------------|--------------|--------------|
| Offenses Against the Family and Children | Male | 0 | 0 | 0 | 0 | 1 | 0 | 0 |
| | Female | 0 | 1 | 0 | 0 | 1 | 0 | 0 |
| Driving Under the Influence | Male | 2 | 2 | 0 | 2 | 2 | 1 | 1 |
| | Female | 0 | 0 | 0 | 0 | 0 | 0 | 0 |
| Liquor Laws | Male | 0 | 0 | 0 | 1 | 0 | 0 | 0 |
| | Female | 0 | 0 | 0 | 0 | 0 | 0 | 0 |
| Drunkenness | Male | 1 | 0 | 0 | 0 | 0 | 0 | 0 |
| | Female | 0 | 0 | 0 | 0 | 0 | 1 | 0 |
| Disorderly Conduct | Male | 3 | 0 | 0 | 0 | 0 | 0 | 0 |
| | Female | 0 | 0 | 0 | 1 | 0 | 1 | 0 |
| Vagrancy | Male | 0 | 0 | 0 | 0 | 0 | 0 | 0 |
| | Female | 0 | 0 | 0 | 0 | 0 | 0 | 0 |
| All Other Offenses (Except Traffic) | Male | 7 | 6 | 2 | 2 | 1 | 4 | 0 |
| | Female | 1 | 1 | 1 | 1 | 3 | 0 | 1 |
| Suspicion | Male | 0 | 0 | 0 | 0 | 0 | 0 | 0 |
| | Female | 0 | 0 | 0 | 0 | 0 | 0 | 0 |
| Total Miscellaneous Violations: | | | | | | | | |
| | Male | 13 | 8 | 2 | 5 | 4 | 5 | 1 |
| | Female | 1 | 2 | 1 | 2 | 4 | 2 | 1 |

Human Trafficking:

| | | 25-29 | 30-34 | 35-39 | 40-44 | 45-49 | 50-54 | 55-59 |
|--|--------|--------------|--------------|--------------|--------------|--------------|--------------|--------------|
| Human Trafficking/ Commercial Sex Acts | Male | 0 | 0 | 0 | 0 | 0 | 0 | 0 |
| | Female | 0 | 0 | 0 | 0 | 0 | 0 | 0 |
| Human Trafficking/ Involuntary Servitude | Male | 0 | 0 | 0 | 0 | 0 | 0 | 0 |
| | Female | 0 | 0 | 0 | 0 | 0 | 0 | 0 |
| Total Human Trafficking Violations: | | | | | | | | |
| | Male | 0 | 0 | 0 | 0 | 0 | 0 | 0 |
| | Female | 0 | 0 | 0 | 0 | 0 | 0 | 0 |

2016 Lovelock PD Arrests - Adult
25 - 59 Years of Age

| Index Crime: | | 25-29 | 30-34 | 35-39 | 40-44 | 45-49 | 50-54 | 55-59 |
|--|--------|-------|-------|-------|-------|-------|-------|-------|
| Murder and Nonnegligent Manslaughter | Male | 0 | 0 | 0 | 0 | 0 | 0 | 0 |
| | Female | 0 | 0 | 0 | 0 | 0 | 0 | 0 |
| Manslaughter by Negligence | Male | 0 | 0 | 0 | 0 | 0 | 0 | 0 |
| | Female | 0 | 0 | 0 | 0 | 0 | 0 | 0 |
| Rape | Male | 0 | 0 | 0 | 0 | 0 | 0 | 0 |
| | Female | 0 | 0 | 0 | 0 | 0 | 0 | 0 |
| Robbery | Male | 0 | 0 | 0 | 0 | 0 | 0 | 0 |
| | Female | 0 | 0 | 1 | 0 | 0 | 0 | 0 |
| Aggravated Assault (Return A - 4a-d) | Male | 0 | 0 | 0 | 0 | 0 | 0 | 0 |
| | Female | 0 | 0 | 0 | 1 | 0 | 0 | 0 |
| Burglary - Breaking or Entering | Male | 0 | 0 | 0 | 1 | 0 | 0 | 0 |
| | Female | 0 | 0 | 0 | 0 | 0 | 0 | 0 |
| Larceny - Theft (Except Motor Vehicle Theft) | Male | 0 | 0 | 0 | 0 | 0 | 0 | 0 |
| | Female | 0 | 0 | 0 | 0 | 0 | 0 | 0 |
| Motor Vehicle Theft | Male | 0 | 0 | 0 | 0 | 0 | 0 | 0 |
| | Female | 0 | 0 | 0 | 0 | 0 | 0 | 0 |
| Arson | Male | 0 | 0 | 0 | 0 | 0 | 0 | 0 |
| | Female | 0 | 0 | 0 | 0 | 0 | 0 | 0 |
| Total Index Crimes Violations: Male | | 0 | 0 | 0 | 1 | 0 | 0 | 0 |
| Female | | 0 | 0 | 1 | 1 | 0 | 0 | 0 |

| Other Offenses: | | 25-29 | 30-34 | 35-39 | 40-44 | 45-49 | 50-54 | 55-59 |
|--|--------|-------|-------|-------|-------|-------|-------|-------|
| Other Assaults (Return A - 4e) | Male | 0 | 0 | 0 | 0 | 0 | 0 | 0 |
| | Female | 0 | 1 | 1 | 0 | 1 | 0 | 0 |
| Forgery and Counterfeiting | Male | 0 | 0 | 0 | 0 | 0 | 0 | 0 |
| | Female | 0 | 0 | 0 | 0 | 0 | 0 | 0 |
| Fraud | Male | 0 | 0 | 0 | 0 | 0 | 0 | 0 |
| | Female | 0 | 0 | 0 | 0 | 0 | 0 | 0 |
| Embezzlement | Male | 0 | 0 | 0 | 0 | 0 | 0 | 0 |
| | Female | 0 | 0 | 0 | 0 | 0 | 0 | 0 |
| Stolen Property; Buying, Receiving, Possessing | Male | 0 | 0 | 0 | 0 | 0 | 0 | 0 |
| | Female | 0 | 0 | 0 | 0 | 0 | 0 | 0 |
| Vandalism | Male | 0 | 0 | 0 | 0 | 0 | 0 | 0 |
| | Female | 0 | 0 | 0 | 0 | 0 | 0 | 0 |
| Weapons; Carrying, Possessing, etc. | Male | 0 | 0 | 0 | 1 | 0 | 0 | 0 |
| | Female | 0 | 0 | 0 | 0 | 0 | 0 | 0 |
| Total Other Offense Violations: Male | | 0 | 0 | 0 | 1 | 0 | 0 | 0 |
| Female | | 0 | 1 | 1 | 0 | 1 | 0 | 0 |

| Prostitution and Commercialized Vice: | | 25-29 | 30-34 | 35-39 | 40-44 | 45-49 | 50-54 | 55-59 |
|---|--------|-------|-------|-------|-------|-------|-------|-------|
| Prostitution | Male | 0 | 0 | 0 | 0 | 0 | 0 | 0 |
| | Female | 0 | 0 | 0 | 0 | 0 | 0 | 0 |
| Assisting or Promoting Prostitution | Male | 0 | 0 | 0 | 0 | 0 | 0 | 0 |
| | Female | 0 | 0 | 0 | 0 | 0 | 0 | 0 |
| Purchasing Prostitution | Male | 0 | 0 | 0 | 0 | 0 | 0 | 0 |
| | Female | 0 | 0 | 0 | 0 | 0 | 0 | 0 |
| Sex Offenses (Except Forcible Rape and Prostitution) | Male | 0 | 0 | 0 | 0 | 0 | 0 | 0 |
| | Female | 0 | 0 | 0 | 0 | 0 | 0 | 0 |
| Total Prostitution & Commercialized Vice Violations: Male | | 0 | 0 | 0 | 0 | 0 | 0 | 0 |
| Female | | 0 | 0 | 0 | 0 | 0 | 0 | 0 |

2016 Lovelock PD Arrests - Adult
25 - 59 Years of Age

Drug Abuse Violations:

| Sale/Manufacturing: | | 25-29 | 30-34 | 35-39 | 40-44 | 45-49 | 50-54 | 55-59 |
|--|--------|--------------|--------------|--------------|--------------|--------------|--------------|--------------|
| Opium or Cocaine and Their Derivatives (Morphine, Heroin, Codeine) | Male | 0 | 0 | 0 | 0 | 0 | 0 | 0 |
| | Female | 0 | 0 | 0 | 0 | 0 | 0 | 0 |
| Marijuana | Male | 0 | 0 | 0 | 0 | 0 | 0 | 0 |
| | Female | 0 | 0 | 0 | 0 | 0 | 0 | 0 |
| Synthetic Narcotics - Manufactured Narcotics Which Can Cause True Drug Addiction (Demerol, Methadones) | Male | 0 | 0 | 0 | 0 | 0 | 0 | 0 |
| | Female | 0 | 0 | 0 | 0 | 0 | 0 | 0 |
| Other - Dangerous Nonnarcotic Drugs (Barbiturates, Benzedrine) | Male | 0 | 0 | 0 | 0 | 0 | 0 | 0 |
| | Female | 0 | 0 | 0 | 0 | 0 | 0 | 0 |
| Possession: | | | | | | | | |
| Opium or Cocaine and Their Derivatives (Morphine, Heroin, Codeine) | Male | 0 | 0 | 0 | 0 | 0 | 0 | 0 |
| | Female | 0 | 0 | 0 | 0 | 0 | 0 | 0 |
| Marijuana | Male | 0 | 0 | 0 | 0 | 0 | 0 | 0 |
| | Female | 0 | 0 | 0 | 0 | 0 | 0 | 0 |
| Synthetic Narcotics - Manufactured Narcotics Which Can Cause True Drug Addiction (Demerol, Methadones) | Male | 0 | 0 | 0 | 0 | 0 | 0 | 0 |
| | Female | 0 | 0 | 0 | 0 | 0 | 0 | 0 |
| Other - Dangerous Nonnarcotic Drugs (Barbiturates, Benzedrine) | Male | 0 | 0 | 0 | 0 | 0 | 0 | 0 |
| | Female | 0 | 0 | 0 | 0 | 0 | 0 | 0 |
| Total Drug Abuse Violations: | | | | | | | | |
| | Male | 0 | 0 | 0 | 0 | 0 | 0 | 0 |
| | Female | 0 | 0 | 0 | 0 | 0 | 0 | 0 |

Gambling:

| | | 25-29 | 30-34 | 35-39 | 40-44 | 45-49 | 50-54 | 55-59 |
|-----------------------------------|--------|--------------|--------------|--------------|--------------|--------------|--------------|--------------|
| Bookmaking (Horse and Sport Book) | Male | 0 | 0 | 0 | 0 | 0 | 0 | 0 |
| | Female | 0 | 0 | 0 | 0 | 0 | 0 | 0 |
| Numbers and Lottery | Male | 0 | 0 | 0 | 0 | 0 | 0 | 0 |
| | Female | 0 | 0 | 0 | 0 | 0 | 0 | 0 |
| All Other Gambling | Male | 0 | 0 | 0 | 0 | 0 | 0 | 0 |
| | Female | 0 | 0 | 0 | 0 | 0 | 0 | 0 |
| Total Gambling Violations: | | | | | | | | |
| | Male | 0 | 0 | 0 | 0 | 0 | 0 | 0 |
| | Female | 0 | 0 | 0 | 0 | 0 | 0 | 0 |

Miscellaneous:

| | | 25-29 | 30-34 | 35-39 | 40-44 | 45-49 | 50-54 | 55-59 |
|--|--------|--------------|--------------|--------------|--------------|--------------|--------------|--------------|
| Offenses Against the Family and Children | Male | 0 | 0 | 0 | 0 | 0 | 0 | 0 |
| | Female | 0 | 0 | 0 | 0 | 0 | 0 | 0 |
| Driving Under the Influence | Male | 0 | 0 | 0 | 0 | 1 | 1 | 0 |
| | Female | 0 | 0 | 0 | 0 | 0 | 0 | 0 |
| Liquor Laws | Male | 0 | 0 | 0 | 0 | 0 | 0 | 0 |
| | Female | 0 | 0 | 0 | 0 | 0 | 0 | 0 |
| Drunkenness | Male | 0 | 0 | 0 | 0 | 0 | 0 | 0 |
| | Female | 0 | 0 | 0 | 0 | 0 | 0 | 0 |
| Disorderly Conduct | Male | 3 | 0 | 0 | 0 | 0 | 0 | 0 |
| | Female | 0 | 0 | 0 | 0 | 0 | 1 | 0 |
| Vagrancy | Male | 0 | 0 | 0 | 0 | 0 | 0 | 0 |
| | Female | 0 | 0 | 0 | 0 | 0 | 0 | 0 |
| All Other Offenses (Except Traffic) | Male | 3 | 2 | 2 | 2 | 0 | 0 | 0 |
| | Female | 0 | 1 | 0 | 1 | 1 | 0 | 0 |
| Suspicion | Male | 0 | 0 | 0 | 0 | 0 | 0 | 0 |
| | Female | 0 | 0 | 0 | 0 | 0 | 0 | 0 |
| Total Miscellaneous Violations: | | | | | | | | |
| | Male | 6 | 2 | 2 | 2 | 1 | 1 | 0 |
| | Female | 0 | 1 | 0 | 1 | 1 | 1 | 0 |

Human Trafficking:

| | | 25-29 | 30-34 | 35-39 | 40-44 | 45-49 | 50-54 | 55-59 |
|--|--------|--------------|--------------|--------------|--------------|--------------|--------------|--------------|
| Human Trafficking/ Commercial Sex Acts | Male | 0 | 0 | 0 | 0 | 0 | 0 | 0 |
| | Female | 0 | 0 | 0 | 0 | 0 | 0 | 0 |
| Human Trafficking/ Involuntary Servitude | Male | 0 | 0 | 0 | 0 | 0 | 0 | 0 |
| | Female | 0 | 0 | 0 | 0 | 0 | 0 | 0 |
| Total Human Trafficking Violations: | | | | | | | | |
| | Male | 0 | 0 | 0 | 0 | 0 | 0 | 0 |
| | Female | 0 | 0 | 0 | 0 | 0 | 0 | 0 |

2016 Pershing Co SO Arrests - Adult
25 - 59 Years of Age

| Index Crime: | | 25-29 | 30-34 | 35-39 | 40-44 | 45-49 | 50-54 | 55-59 |
|--|---------------|----------|----------|----------|----------|----------|----------|----------|
| Murder and Nonnegligent Manslaughter | Male | 0 | 0 | 0 | 0 | 0 | 0 | 0 |
| | Female | 0 | 0 | 0 | 0 | 0 | 0 | 0 |
| Manslaughter by Negligence | Male | 0 | 0 | 0 | 0 | 0 | 0 | 0 |
| | Female | 0 | 0 | 0 | 0 | 0 | 0 | 0 |
| Rape | Male | 1 | 0 | 0 | 0 | 0 | 0 | 0 |
| | Female | 0 | 0 | 0 | 0 | 0 | 0 | 0 |
| Robbery | Male | 0 | 0 | 0 | 0 | 0 | 0 | 0 |
| | Female | 0 | 0 | 0 | 0 | 0 | 0 | 0 |
| Aggravated Assault (Return A - 4a-d) | Male | 0 | 1 | 0 | 1 | 2 | 0 | 0 |
| | Female | 1 | 0 | 0 | 0 | 0 | 0 | 0 |
| Burglary - Breaking or Entering | Male | 0 | 0 | 0 | 0 | 0 | 0 | 1 |
| | Female | 0 | 0 | 0 | 0 | 0 | 0 | 0 |
| Larceny - Theft (Except Motor Vehicle Theft) | Male | 0 | 0 | 0 | 0 | 0 | 0 | 0 |
| | Female | 0 | 0 | 0 | 0 | 0 | 0 | 0 |
| Motor Vehicle Theft | Male | 0 | 0 | 0 | 0 | 0 | 0 | 0 |
| | Female | 0 | 0 | 0 | 0 | 0 | 0 | 0 |
| Arson | Male | 0 | 0 | 0 | 0 | 0 | 0 | 0 |
| | Female | 0 | 0 | 0 | 0 | 0 | 0 | 0 |
| Total Index Crimes Violations: | | | | | | | | |
| | Male | 1 | 1 | 0 | 1 | 2 | 0 | 1 |
| | Female | 1 | 0 | 0 | 0 | 0 | 0 | 0 |

| Other Offenses: | | 25-29 | 30-34 | 35-39 | 40-44 | 45-49 | 50-54 | 55-59 |
|--|---------------|----------|----------|----------|----------|----------|----------|----------|
| Other Assaults (Return A - 4e) | Male | 1 | 1 | 0 | 0 | 0 | 2 | 0 |
| | Female | 0 | 0 | 1 | 1 | 0 | 0 | 0 |
| Forgery and Counterfeiting | Male | 0 | 0 | 0 | 0 | 0 | 0 | 0 |
| | Female | 0 | 0 | 0 | 0 | 0 | 0 | 0 |
| Fraud | Male | 0 | 0 | 0 | 0 | 0 | 0 | 0 |
| | Female | 0 | 0 | 0 | 0 | 0 | 0 | 0 |
| Embezzlement | Male | 0 | 0 | 0 | 0 | 0 | 0 | 0 |
| | Female | 0 | 0 | 0 | 0 | 0 | 0 | 0 |
| Stolen Property; Buying, Receiving, Possessing | Male | 0 | 0 | 0 | 0 | 0 | 0 | 0 |
| | Female | 1 | 0 | 0 | 0 | 0 | 0 | 0 |
| Vandalism | Male | 0 | 0 | 0 | 0 | 1 | 0 | 0 |
| | Female | 0 | 0 | 0 | 0 | 0 | 0 | 0 |
| Weapons; Carrying, Possessing, etc. | Male | 0 | 0 | 0 | 0 | 0 | 0 | 0 |
| | Female | 0 | 0 | 0 | 1 | 0 | 0 | 0 |
| Total Other Offense Violations: | | | | | | | | |
| | Male | 1 | 1 | 0 | 0 | 1 | 2 | 0 |
| | Female | 1 | 0 | 1 | 2 | 0 | 0 | 0 |

| Prostitution and Commercialized Vice: | | 25-29 | 30-34 | 35-39 | 40-44 | 45-49 | 50-54 | 55-59 |
|---|---------------|----------|----------|----------|----------|----------|----------|----------|
| Prostitution | Male | 0 | 0 | 0 | 0 | 0 | 0 | 0 |
| | Female | 0 | 0 | 0 | 0 | 0 | 0 | 0 |
| Assisting or Promoting Prostitution | Male | 0 | 0 | 0 | 0 | 0 | 0 | 0 |
| | Female | 0 | 0 | 0 | 0 | 0 | 0 | 0 |
| Purchasing Prostitution | Male | 0 | 0 | 0 | 0 | 0 | 0 | 0 |
| | Female | 0 | 0 | 0 | 0 | 0 | 0 | 0 |
| Sex Offenses (Except Forcible Rape and Prostitution) | Male | 0 | 0 | 0 | 0 | 0 | 0 | 0 |
| | Female | 0 | 0 | 0 | 0 | 0 | 0 | 0 |
| Total Prostitution & Commercialized Vice Violations: | | | | | | | | |
| | Male | 0 | 0 | 0 | 0 | 0 | 0 | 0 |
| | Female | 0 | 0 | 0 | 0 | 0 | 0 | 0 |

2016 Pershing Co SO Arrests - Adult
25 - 59 Years of Age

Drug Abuse Violations:

| Sale/Manufacturing: | | 25-29 | 30-34 | 35-39 | 40-44 | 45-49 | 50-54 | 55-59 |
|--|--------|--------------|--------------|--------------|--------------|--------------|--------------|--------------|
| Opium or Cocaine and Their Derivatives (Morphine, Heroin, Codeine) | Male | 2 | 2 | 1 | 2 | 0 | 0 | 0 |
| | Female | 2 | 1 | 0 | 0 | 0 | 0 | 0 |
| Marijuana | Male | 2 | 1 | 0 | 1 | 3 | 0 | 0 |
| | Female | 2 | 1 | 0 | 1 | 0 | 0 | 0 |
| Synthetic Narcotics - Manufactured Narcotics Which Can Cause True Drug Addiction (Demerol, Methadones) | Male | 0 | 2 | 2 | 0 | 1 | 1 | 0 |
| | Female | 1 | 4 | 1 | 0 | 0 | 0 | 0 |
| Other - Dangerous Nonnarcotic Drugs (Barbiturates, Benzedrine) | Male | 0 | 0 | 0 | 0 | 0 | 0 | 0 |
| | Female | 0 | 0 | 0 | 1 | 0 | 0 | 0 |
| Possession: | | | | | | | | |
| Opium or Cocaine and Their Derivatives (Morphine, Heroin, Codeine) | Male | 1 | 4 | 1 | 0 | 0 | 0 | 0 |
| | Female | 1 | 0 | 0 | 0 | 1 | 0 | 0 |
| Marijuana | Male | 14 | 16 | 4 | 3 | 1 | 3 | 1 |
| | Female | 2 | 1 | 1 | 2 | 1 | 1 | 0 |
| Synthetic Narcotics - Manufactured Narcotics Which Can Cause True Drug Addiction (Demerol, Methadones) | Male | 10 | 5 | 4 | 1 | 2 | 1 | 0 |
| | Female | 1 | 5 | 0 | 1 | 1 | 0 | 0 |
| Other - Dangerous Nonnarcotic Drugs (Barbiturates, Benzedrine) | Male | 0 | 0 | 0 | 0 | 0 | 0 | 0 |
| | Female | 0 | 0 | 0 | 0 | 0 | 0 | 0 |
| Total Drug Abuse Violations: | | | | | | | | |
| | Male | 29 | 30 | 12 | 7 | 7 | 5 | 1 |
| | Female | 9 | 12 | 2 | 5 | 3 | 1 | 0 |

Gambling:

| | | 25-29 | 30-34 | 35-39 | 40-44 | 45-49 | 50-54 | 55-59 |
|-----------------------------------|--------|--------------|--------------|--------------|--------------|--------------|--------------|--------------|
| Bookmaking (Horse and Sport Book) | Male | 0 | 0 | 0 | 0 | 0 | 0 | 0 |
| | Female | 0 | 0 | 0 | 0 | 0 | 0 | 0 |
| Numbers and Lottery | Male | 0 | 0 | 0 | 0 | 0 | 0 | 0 |
| | Female | 0 | 0 | 0 | 0 | 0 | 0 | 0 |
| All Other Gambling | Male | 0 | 0 | 0 | 0 | 0 | 0 | 0 |
| | Female | 0 | 0 | 0 | 0 | 0 | 0 | 0 |
| Total Gambling Violations: | | | | | | | | |
| | Male | 0 | 0 | 0 | 0 | 0 | 0 | 0 |
| | Female | 0 | 0 | 0 | 0 | 0 | 0 | 0 |

Miscellaneous:

| | | 25-29 | 30-34 | 35-39 | 40-44 | 45-49 | 50-54 | 55-59 |
|--|--------|--------------|--------------|--------------|--------------|--------------|--------------|--------------|
| Offenses Against the Family and Children | Male | 0 | 0 | 0 | 0 | 1 | 0 | 0 |
| | Female | 0 | 1 | 0 | 0 | 1 | 0 | 0 |
| Driving Under the Influence | Male | 2 | 2 | 0 | 2 | 1 | 0 | 1 |
| | Female | 0 | 0 | 0 | 0 | 0 | 0 | 0 |
| Liquor Laws | Male | 0 | 0 | 0 | 1 | 0 | 0 | 0 |
| | Female | 0 | 0 | 0 | 0 | 0 | 0 | 0 |
| Drunkenness | Male | 1 | 0 | 0 | 0 | 0 | 0 | 0 |
| | Female | 0 | 0 | 0 | 0 | 0 | 1 | 0 |
| Disorderly Conduct | Male | 0 | 0 | 0 | 0 | 0 | 0 | 0 |
| | Female | 0 | 0 | 0 | 1 | 0 | 0 | 0 |
| Vagrancy | Male | 0 | 0 | 0 | 0 | 0 | 0 | 0 |
| | Female | 0 | 0 | 0 | 0 | 0 | 0 | 0 |
| All Other Offenses (Except Traffic) | Male | 4 | 4 | 0 | 0 | 1 | 4 | 0 |
| | Female | 1 | 0 | 1 | 0 | 2 | 0 | 1 |
| Suspicion | Male | 0 | 0 | 0 | 0 | 0 | 0 | 0 |
| | Female | 0 | 0 | 0 | 0 | 0 | 0 | 0 |
| Total Miscellaneous Violations: | | | | | | | | |
| | Male | 7 | 6 | 0 | 3 | 3 | 4 | 1 |
| | Female | 1 | 1 | 1 | 1 | 3 | 1 | 1 |

Human Trafficking:

| | | 25-29 | 30-34 | 35-39 | 40-44 | 45-49 | 50-54 | 55-59 |
|--|--------|--------------|--------------|--------------|--------------|--------------|--------------|--------------|
| Human Trafficking/ Commercial Sex Acts | Male | 0 | 0 | 0 | 0 | 0 | 0 | 0 |
| | Female | 0 | 0 | 0 | 0 | 0 | 0 | 0 |
| Human Trafficking/ Involuntary Servitude | Male | 0 | 0 | 0 | 0 | 0 | 0 | 0 |
| | Female | 0 | 0 | 0 | 0 | 0 | 0 | 0 |
| Total Human Trafficking Violations: | | | | | | | | |
| | Male | 0 | 0 | 0 | 0 | 0 | 0 | 0 |
| | Female | 0 | 0 | 0 | 0 | 0 | 0 | 0 |

2016 Storey County Arrests - Adult
25 - 59 Years of Age

| Index Crime: | | 25-29 | 30-34 | 35-39 | 40-44 | 45-49 | 50-54 | 55-59 |
|--|--------|-------|-------|-------|-------|-------|-------|-------|
| Murder and Nonnegligent Manslaughter | Male | 0 | 0 | 0 | 0 | 0 | 0 | 0 |
| | Female | 0 | 0 | 0 | 0 | 0 | 0 | 0 |
| Manslaughter by Negligence | Male | 0 | 0 | 0 | 0 | 0 | 0 | 0 |
| | Female | 0 | 0 | 0 | 0 | 0 | 0 | 0 |
| Rape | Male | 0 | 0 | 0 | 0 | 0 | 0 | 0 |
| | Female | 0 | 0 | 0 | 0 | 0 | 0 | 0 |
| Robbery | Male | 0 | 0 | 0 | 0 | 0 | 0 | 0 |
| | Female | 0 | 0 | 0 | 0 | 0 | 0 | 0 |
| Aggravated Assault (Return A - 4a-d) | Male | 0 | 1 | 1 | 1 | 0 | 0 | 0 |
| | Female | 0 | 0 | 0 | 0 | 0 | 0 | 0 |
| Burglary - Breaking or Entering | Male | 1 | 0 | 0 | 0 | 1 | 0 | 0 |
| | Female | 0 | 0 | 0 | 0 | 0 | 0 | 0 |
| Larceny - Theft (Except Motor Vehicle Theft) | Male | 0 | 0 | 0 | 0 | 0 | 0 | 0 |
| | Female | 0 | 0 | 0 | 0 | 0 | 0 | 0 |
| Motor Vehicle Theft | Male | 0 | 0 | 0 | 0 | 0 | 0 | 0 |
| | Female | 0 | 0 | 0 | 0 | 0 | 0 | 0 |
| Arson | Male | 0 | 0 | 0 | 0 | 0 | 0 | 0 |
| | Female | 0 | 0 | 0 | 0 | 0 | 0 | 0 |
| Total Index Crimes Violations: Male | | 1 | 1 | 1 | 1 | 1 | 0 | 0 |
| Female | | 0 | 0 | 0 | 0 | 0 | 0 | 0 |

| Other Offenses: | | 25-29 | 30-34 | 35-39 | 40-44 | 45-49 | 50-54 | 55-59 |
|--|--------|-------|-------|-------|-------|-------|-------|-------|
| Other Assaults (Return A - 4e) | Male | 0 | 0 | 0 | 0 | 0 | 0 | 0 |
| | Female | 1 | 0 | 0 | 0 | 0 | 0 | 0 |
| Forgery and Counterfeiting | Male | 0 | 0 | 0 | 0 | 0 | 0 | 0 |
| | Female | 0 | 0 | 0 | 0 | 0 | 0 | 0 |
| Fraud | Male | 0 | 0 | 0 | 0 | 0 | 0 | 0 |
| | Female | 0 | 0 | 0 | 0 | 0 | 0 | 0 |
| Embezzlement | Male | 0 | 0 | 0 | 0 | 0 | 0 | 0 |
| | Female | 0 | 0 | 0 | 0 | 0 | 0 | 0 |
| Stolen Property; Buying, Receiving, Possessing | Male | 1 | 0 | 0 | 0 | 0 | 0 | 0 |
| | Female | 0 | 0 | 0 | 0 | 0 | 0 | 0 |
| Vandalism | Male | 0 | 0 | 0 | 0 | 0 | 0 | 0 |
| | Female | 0 | 0 | 0 | 0 | 0 | 0 | 0 |
| Weapons; Carrying, Possessing, etc. | Male | 0 | 0 | 0 | 0 | 0 | 0 | 0 |
| | Female | 0 | 0 | 0 | 0 | 0 | 0 | 0 |
| Total Other Offense Violations: Male | | 1 | 0 | 0 | 0 | 0 | 0 | 0 |
| Female | | 1 | 0 | 0 | 0 | 0 | 0 | 0 |

| Prostitution and Commercialized Vice: | | 25-29 | 30-34 | 35-39 | 40-44 | 45-49 | 50-54 | 55-59 |
|---|--------|-------|-------|-------|-------|-------|-------|-------|
| Prostitution | Male | 0 | 0 | 0 | 0 | 0 | 0 | 0 |
| | Female | 0 | 0 | 0 | 0 | 0 | 0 | 0 |
| Assisting or Promoting Prostitution | Male | 0 | 0 | 0 | 0 | 0 | 0 | 0 |
| | Female | 0 | 0 | 0 | 0 | 0 | 0 | 0 |
| Purchasing Prostitution | Male | 0 | 0 | 0 | 0 | 0 | 0 | 0 |
| | Female | 0 | 0 | 0 | 0 | 0 | 0 | 0 |
| Sex Offenses (Except Forcible Rape and Prostitution) | Male | 0 | 0 | 0 | 0 | 0 | 0 | 0 |
| | Female | 0 | 0 | 0 | 0 | 0 | 0 | 0 |
| Total Prostitution & Commercialized Vice Violations: Male | | 0 | 0 | 0 | 0 | 0 | 0 | 0 |
| Female | | 0 | 0 | 0 | 0 | 0 | 0 | 0 |

2016 Storey County Arrests - Adult
25 - 59 Years of Age

Drug Abuse Violations:

| Sale/Manufacturing: | | 25-29 | 30-34 | 35-39 | 40-44 | 45-49 | 50-54 | 55-59 |
|--|--------|--------------|--------------|--------------|--------------|--------------|--------------|--------------|
| Opium or Cocaine and Their Derivatives (Morphine, Heroin, Codeine) | Male | 0 | 0 | 0 | 0 | 0 | 0 | 0 |
| | Female | 0 | 0 | 0 | 0 | 0 | 0 | 0 |
| Marijuana | Male | 1 | 1 | 0 | 0 | 0 | 0 | 0 |
| | Female | 1 | 0 | 0 | 1 | 0 | 0 | 0 |
| Synthetic Narcotics - Manufactured Narcotics Which Can Cause True Drug Addiction Demerol, Methadones) | Male | 0 | 0 | 0 | 0 | 0 | 0 | 0 |
| | Female | 0 | 0 | 0 | 0 | 0 | 0 | 0 |
| Other - Dangerous Nonnarcotic Drugs (Barbiturates, Benzedrine) | Male | 0 | 0 | 1 | 1 | 0 | 2 | 0 |
| | Female | 0 | 1 | 0 | 0 | 0 | 0 | 0 |
| Possession: | | | | | | | | |
| Opium or Cocaine and Their Derivatives (Morphine, Heroin, Codeine) | Male | 0 | 0 | 0 | 0 | 0 | 0 | 0 |
| | Female | 0 | 0 | 0 | 0 | 0 | 0 | 0 |
| Marijuana | Male | 1 | 0 | 0 | 0 | 0 | 0 | 0 |
| | Female | 0 | 0 | 0 | 0 | 0 | 0 | 0 |
| Synthetic Narcotics - Manufactured Narcotics Which Can Cause True Drug Addiction (Demerol, Methadones) | Male | 0 | 0 | 0 | 1 | 0 | 0 | 0 |
| | Female | 0 | 0 | 0 | 0 | 0 | 0 | 0 |
| Other - Dangerous Nonnarcotic Drugs (Barbiturates, Benzedrine) | Male | 0 | 0 | 0 | 0 | 0 | 0 | 0 |
| | Female | 0 | 0 | 0 | 0 | 0 | 0 | 0 |
| Total Drug Abuse Violations: | | | | | | | | |
| | Male | 2 | 1 | 1 | 2 | 0 | 2 | 0 |
| | Female | 1 | 1 | 0 | 1 | 0 | 0 | 0 |

Gambling:

| | | 25-29 | 30-34 | 35-39 | 40-44 | 45-49 | 50-54 | 55-59 |
|-----------------------------------|--------|--------------|--------------|--------------|--------------|--------------|--------------|--------------|
| Bookmaking (Horse and Sport Book) | Male | 0 | 0 | 0 | 0 | 0 | 0 | 0 |
| | Female | 0 | 0 | 0 | 0 | 0 | 0 | 0 |
| Numbers and Lottery | Male | 0 | 0 | 0 | 0 | 0 | 0 | 0 |
| | Female | 0 | 0 | 0 | 0 | 0 | 0 | 0 |
| All Other Gambling | Male | 0 | 0 | 0 | 0 | 0 | 0 | 0 |
| | Female | 0 | 0 | 0 | 0 | 0 | 0 | 0 |
| Total Gambling Violations: | | | | | | | | |
| | Male | 0 | 0 | 0 | 0 | 0 | 0 | 0 |
| | Female | 0 | 0 | 0 | 0 | 0 | 0 | 0 |

Miscellaneous:

| | | 25-29 | 30-34 | 35-39 | 40-44 | 45-49 | 50-54 | 55-59 |
|--|--------|--------------|--------------|--------------|--------------|--------------|--------------|--------------|
| Offenses Against the Family and Children | Male | 3 | 1 | 3 | 2 | 0 | 1 | 2 |
| | Female | 0 | 0 | 1 | 0 | 1 | 0 | 0 |
| Driving Under the Influence | Male | 1 | 0 | 2 | 3 | 0 | 1 | 2 |
| | Female | 0 | 0 | 2 | 0 | 0 | 0 | 1 |
| Liquor Laws | Male | 0 | 0 | 0 | 0 | 0 | 0 | 0 |
| | Female | 0 | 0 | 0 | 0 | 0 | 0 | 0 |
| Drunkenness | Male | 0 | 0 | 0 | 0 | 0 | 0 | 0 |
| | Female | 0 | 0 | 0 | 0 | 0 | 0 | 0 |
| Disorderly Conduct | Male | 0 | 0 | 0 | 0 | 0 | 0 | 0 |
| | Female | 0 | 0 | 0 | 0 | 0 | 0 | 0 |
| Vagrancy | Male | 0 | 0 | 0 | 0 | 0 | 0 | 0 |
| | Female | 0 | 0 | 0 | 0 | 0 | 0 | 0 |
| All Other Offenses (Except Traffic) | Male | 12 | 8 | 1 | 4 | 4 | 4 | 3 |
| | Female | 4 | 4 | 2 | 0 | 1 | 1 | 0 |
| Suspicion | Male | 0 | 0 | 0 | 0 | 0 | 0 | 0 |
| | Female | 0 | 0 | 0 | 0 | 0 | 0 | 0 |
| Total Miscellaneous Violations: | | | | | | | | |
| | Male | 16 | 9 | 6 | 9 | 4 | 6 | 7 |
| | Female | 4 | 4 | 5 | 0 | 2 | 1 | 1 |

Human Trafficking:

| | | 25-29 | 30-34 | 35-39 | 40-44 | 45-49 | 50-54 | 55-59 |
|--|--------|--------------|--------------|--------------|--------------|--------------|--------------|--------------|
| Human Trafficking/ Commercial Sex Acts | Male | 0 | 0 | 0 | 0 | 0 | 0 | 0 |
| | Female | 0 | 0 | 0 | 0 | 0 | 0 | 0 |
| Human Trafficking/ Involuntary Servitude | Male | 0 | 0 | 0 | 0 | 0 | 0 | 0 |
| | Female | 0 | 0 | 0 | 0 | 0 | 0 | 0 |
| Total Human Trafficking Violations: | | | | | | | | |
| | Male | 0 | 0 | 0 | 0 | 0 | 0 | 0 |
| | Female | 0 | 0 | 0 | 0 | 0 | 0 | 0 |

2016 Washoe County Arrests - Adult
25 - 59 Years of Age

| Index Crime: | | 25-29 | 30-34 | 35-39 | 40-44 | 45-49 | 50-54 | 55-59 |
|--|---------------|------------|------------|------------|------------|------------|------------|-----------|
| Murder and Nonnegligent Manslaughter | Male | 2 | 3 | 1 | 1 | 0 | 1 | 0 |
| | Female | 0 | 0 | 1 | 1 | 0 | 0 | 0 |
| Manslaughter by Negligence | Male | 0 | 0 | 0 | 0 | 0 | 0 | 0 |
| | Female | 0 | 0 | 0 | 0 | 0 | 0 | 0 |
| Rape | Male | 5 | 7 | 4 | 2 | 4 | 1 | 1 |
| | Female | 0 | 0 | 0 | 0 | 0 | 0 | 0 |
| Robbery | Male | 29 | 13 | 15 | 4 | 6 | 3 | 3 |
| | Female | 5 | 6 | 2 | 1 | 0 | 3 | 0 |
| Aggravated Assault (Return A - 4a-d) | Male | 233 | 178 | 154 | 119 | 88 | 84 | 53 |
| | Female | 93 | 56 | 50 | 34 | 36 | 29 | 23 |
| Burglary - Breaking or Entering | Male | 117 | 121 | 75 | 32 | 45 | 22 | 7 |
| | Female | 37 | 28 | 28 | 21 | 15 | 8 | 3 |
| Larceny - Theft (Except Motor Vehicle Theft) | Male | 106 | 100 | 53 | 31 | 44 | 32 | 21 |
| | Female | 88 | 68 | 48 | 32 | 36 | 34 | 10 |
| Motor Vehicle Theft | Male | 42 | 46 | 31 | 12 | 12 | 7 | 6 |
| | Female | 19 | 16 | 3 | 6 | 2 | 2 | 0 |
| Arson | Male | 2 | 1 | 2 | 1 | 3 | 1 | 1 |
| | Female | 1 | 0 | 0 | 0 | 1 | 0 | 0 |
| Total Index Crimes Violations: | | | | | | | | |
| | Male | 536 | 469 | 335 | 202 | 202 | 151 | 92 |
| | Female | 243 | 174 | 132 | 95 | 90 | 76 | 36 |

| Other Offenses: | | 25-29 | 30-34 | 35-39 | 40-44 | 45-49 | 50-54 | 55-59 |
|--|---------------|------------|------------|------------|-----------|-----------|-----------|-----------|
| Other Assaults (Return A - 4e) | Male | 70 | 67 | 49 | 47 | 25 | 38 | 26 |
| | Female | 35 | 31 | 13 | 12 | 17 | 17 | 9 |
| Forgery and Counterfeiting | Male | 16 | 9 | 9 | 1 | 2 | 6 | 3 |
| | Female | 3 | 4 | 5 | 2 | 4 | 2 | 0 |
| Fraud | Male | 27 | 26 | 31 | 14 | 15 | 16 | 15 |
| | Female | 19 | 19 | 20 | 9 | 6 | 6 | 2 |
| Embezzlement | Male | 4 | 3 | 1 | 1 | 2 | 1 | 0 |
| | Female | 5 | 2 | 1 | 2 | 2 | 3 | 0 |
| Stolen Property; Buying, Receiving, Possessing | Male | 20 | 25 | 18 | 8 | 9 | 4 | 3 |
| | Female | 7 | 5 | 8 | 2 | 2 | 1 | 2 |
| Vandalism | Male | 47 | 37 | 22 | 11 | 11 | 10 | 6 |
| | Female | 9 | 8 | 4 | 3 | 3 | 2 | 1 |
| Weapons; Carrying, Possessing, etc. | Male | 18 | 15 | 16 | 12 | 5 | 13 | 8 |
| | Female | 2 | 1 | 1 | 4 | 0 | 4 | 1 |
| Total Other Offense Violations: | | | | | | | | |
| | Male | 202 | 182 | 146 | 94 | 69 | 88 | 61 |
| | Female | 80 | 70 | 52 | 34 | 34 | 35 | 15 |

| Prostitution and Commercialized Vice: | | 25-29 | 30-34 | 35-39 | 40-44 | 45-49 | 50-54 | 55-59 |
|---|---------------|-----------|-----------|-----------|-----------|-----------|-----------|----------|
| Prostitution | Male | 4 | 6 | 7 | 4 | 8 | 7 | 3 |
| | Female | 24 | 12 | 3 | 3 | 4 | 1 | 0 |
| Assisting or Promoting Prostitution | Male | 0 | 0 | 0 | 0 | 0 | 0 | 0 |
| | Female | 0 | 0 | 0 | 0 | 0 | 0 | 0 |
| Purchasing Prostitution | Male | 0 | 0 | 0 | 0 | 0 | 0 | 0 |
| | Female | 0 | 0 | 0 | 0 | 0 | 0 | 0 |
| Sex Offenses (Except Forcible Rape and Prostitution) | Male | 4 | 6 | 7 | 10 | 7 | 8 | 2 |
| | Female | 2 | 0 | 2 | 1 | 0 | 2 | 0 |
| Total Prostitution & Commercialized Vice Violations: | | | | | | | | |
| | Male | 8 | 12 | 14 | 14 | 15 | 15 | 5 |
| | Female | 26 | 12 | 5 | 4 | 4 | 3 | 0 |

2016 Washoe County Arrests - Adult
25 - 59 Years of Age

Drug Abuse Violations:

| Sale/Manufacturing: | | 25-29 | 30-34 | 35-39 | 40-44 | 45-49 | 50-54 | 55-59 |
|--|--------|--------------|--------------|--------------|--------------|--------------|--------------|--------------|
| Opium or Cocaine and Their Derivatives (Morphine, Heroin, Codeine) | Male | 11 | 10 | 3 | 3 | 4 | 1 | 1 |
| | Female | 2 | 1 | 1 | 1 | 0 | 0 | 1 |
| Marijuana | Male | 24 | 12 | 16 | 8 | 1 | 9 | 2 |
| | Female | 1 | 0 | 1 | 0 | 0 | 0 | 0 |
| Synthetic Narcotics - Manufactured Narcotics Which Can Cause True Drug Addiction (Demerol, Methadones) | Male | 0 | 0 | 0 | 0 | 0 | 0 | 0 |
| | Female | 0 | 0 | 0 | 0 | 0 | 0 | 0 |
| Other - Dangerous Nonnarcotic Drugs (Barbiturates, Benzedrine) | Male | 0 | 0 | 0 | 0 | 0 | 0 | 0 |
| | Female | 0 | 0 | 0 | 0 | 0 | 0 | 0 |
| Possession: | | | | | | | | |
| Opium or Cocaine and Their Derivatives (Morphine, Heroin, Codeine) | Male | 1 | 0 | 0 | 0 | 1 | 1 | 0 |
| | Female | 0 | 0 | 0 | 1 | 0 | 0 | 0 |
| Marijuana | Male | 29 | 22 | 15 | 13 | 13 | 7 | 9 |
| | Female | 12 | 5 | 4 | 3 | 1 | 5 | 1 |
| Synthetic Narcotics - Manufactured Narcotics Which Can Cause True Drug Addiction (Demerol, Methadones) | Male | 7 | 2 | 3 | 0 | 2 | 6 | 1 |
| | Female | 0 | 2 | 2 | 0 | 0 | 0 | 0 |
| Other - Dangerous Nonnarcotic Drugs (Barbiturates, Benzedrine) | Male | 0 | 0 | 0 | 1 | 0 | 0 | 0 |
| | Female | 1 | 0 | 0 | 0 | 0 | 0 | 0 |
| Total Drug Abuse Violations: | | | | | | | | |
| | Male | 72 | 46 | 37 | 25 | 21 | 24 | 13 |
| | Female | 16 | 8 | 8 | 5 | 1 | 5 | 2 |

Gambling:

| | | 25-29 | 30-34 | 35-39 | 40-44 | 45-49 | 50-54 | 55-59 |
|-----------------------------------|--------|--------------|--------------|--------------|--------------|--------------|--------------|--------------|
| Bookmaking (Horse and Sport Book) | Male | 0 | 0 | 0 | 0 | 0 | 0 | 0 |
| | Female | 0 | 0 | 0 | 0 | 0 | 0 | 0 |
| Numbers and Lottery | Male | 0 | 0 | 0 | 0 | 0 | 0 | 0 |
| | Female | 0 | 0 | 0 | 0 | 0 | 0 | 0 |
| All Other Gambling | Male | 0 | 0 | 0 | 0 | 0 | 0 | 0 |
| | Female | 0 | 0 | 0 | 0 | 0 | 0 | 0 |
| Total Gambling Violations: | | | | | | | | |
| | Male | 0 | 0 | 0 | 0 | 0 | 0 | 0 |
| | Female | 0 | 0 | 0 | 0 | 0 | 0 | 0 |

Miscellaneous:

| | | 25-29 | 30-34 | 35-39 | 40-44 | 45-49 | 50-54 | 55-59 |
|--|--------|--------------|--------------|--------------|--------------|--------------|--------------|--------------|
| Offenses Against the Family and Children | Male | 36 | 32 | 26 | 15 | 16 | 11 | 5 |
| | Female | 36 | 33 | 23 | 11 | 12 | 5 | 2 |
| Driving Under the Influence | Male | 189 | 124 | 106 | 90 | 69 | 62 | 60 |
| | Female | 63 | 45 | 35 | 26 | 39 | 30 | 17 |
| Liquor Laws | Male | 49 | 54 | 68 | 92 | 110 | 145 | 110 |
| | Female | 18 | 8 | 33 | 19 | 28 | 26 | 14 |
| Drunkenness | Male | 0 | 0 | 0 | 0 | 0 | 0 | 0 |
| | Female | 0 | 0 | 0 | 0 | 0 | 0 | 0 |
| Disorderly Conduct | Male | 21 | 15 | 16 | 19 | 11 | 23 | 17 |
| | Female | 6 | 3 | 1 | 1 | 9 | 6 | 1 |
| Vagrancy | Male | 9 | 14 | 8 | 7 | 12 | 25 | 2 |
| | Female | 4 | 2 | 5 | 2 | 4 | 5 | 2 |
| All Other Offenses (Except Traffic) | Male | 1,339 | 1,125 | 863 | 536 | 564 | 587 | 309 |
| | Female | 426 | 366 | 270 | 199 | 193 | 136 | 68 |
| Suspicion | Male | 0 | 0 | 0 | 0 | 0 | 0 | 0 |
| | Female | 0 | 0 | 0 | 0 | 0 | 0 | 0 |
| Total Miscellaneous Violations: | | | | | | | | |
| | Male | 1,643 | 1,364 | 1,087 | 759 | 782 | 853 | 503 |
| | Female | 553 | 457 | 367 | 258 | 285 | 208 | 104 |

Human Trafficking:

| | | 25-29 | 30-34 | 35-39 | 40-44 | 45-49 | 50-54 | 55-59 |
|--|--------|--------------|--------------|--------------|--------------|--------------|--------------|--------------|
| Human Trafficking/ Commercial Sex Acts | Male | 0 | 0 | 1 | 0 | 1 | 0 | 0 |
| | Female | 0 | 0 | 0 | 0 | 0 | 0 | 0 |
| Human Trafficking/ Involuntary Servitude | Male | 0 | 0 | 0 | 0 | 0 | 0 | 0 |
| | Female | 0 | 0 | 0 | 0 | 0 | 0 | 0 |
| Total Human Trafficking Violations: | | | | | | | | |
| | Male | 0 | 0 | 1 | 0 | 1 | 0 | 0 |
| | Female | 0 | 0 | 0 | 0 | 0 | 0 | 0 |

2016 Reno PD Arrests - Adult
25 - 59 Years of Age

| Index Crime: | | 25-29 | 30-34 | 35-39 | 40-44 | 45-49 | 50-54 | 55-59 |
|--|--------|-------|-------|-------|-------|-------|-------|-------|
| Murder and Nonnegligent Manslaughter | Male | 1 | 2 | 1 | 0 | 0 | 0 | 0 |
| | Female | 0 | 0 | 1 | 1 | 0 | 0 | 0 |
| Manslaughter by Negligence | Male | 0 | 0 | 0 | 0 | 0 | 0 | 0 |
| | Female | 0 | 0 | 0 | 0 | 0 | 0 | 0 |
| Rape | Male | 5 | 4 | 2 | 1 | 4 | 0 | 1 |
| | Female | 0 | 0 | 0 | 0 | 0 | 0 | 0 |
| Robbery | Male | 18 | 11 | 15 | 4 | 5 | 2 | 2 |
| | Female | 3 | 5 | 1 | 1 | 0 | 2 | 0 |
| Aggravated Assault (Return A - 4a-d) | Male | 126 | 96 | 75 | 53 | 42 | 51 | 32 |
| | Female | 60 | 34 | 24 | 16 | 20 | 19 | 13 |
| Burglary - Breaking or Entering | Male | 71 | 66 | 55 | 21 | 34 | 17 | 5 |
| | Female | 22 | 21 | 18 | 12 | 11 | 5 | 2 |
| Larceny - Theft (Except Motor Vehicle Theft) | Male | 82 | 72 | 39 | 23 | 37 | 22 | 16 |
| | Female | 65 | 55 | 39 | 27 | 26 | 30 | 10 |
| Motor Vehicle Theft | Male | 25 | 32 | 18 | 8 | 9 | 5 | 4 |
| | Female | 9 | 7 | 1 | 5 | 2 | 1 | 0 |
| Arson | Male | 0 | 1 | 2 | 0 | 2 | 0 | 1 |
| | Female | 1 | 0 | 0 | 0 | 0 | 0 | 0 |
| Total Index Crimes Violations: | | | | | | | | |
| | Male | 328 | 284 | 207 | 110 | 133 | 97 | 61 |
| | Female | 160 | 122 | 84 | 62 | 59 | 57 | 25 |

| Other Offenses: | | 25-29 | 30-34 | 35-39 | 40-44 | 45-49 | 50-54 | 55-59 |
|--|--------|-------|-------|-------|-------|-------|-------|-------|
| Other Assaults (Return A - 4e) | Male | 52 | 47 | 36 | 36 | 17 | 25 | 17 |
| | Female | 27 | 19 | 7 | 9 | 12 | 10 | 5 |
| Forgery and Counterfeiting | Male | 10 | 8 | 4 | 0 | 2 | 3 | 3 |
| | Female | 1 | 4 | 3 | 2 | 3 | 1 | 0 |
| Fraud | Male | 11 | 16 | 20 | 7 | 11 | 11 | 9 |
| | Female | 10 | 9 | 14 | 5 | 5 | 4 | 2 |
| Embezzlement | Male | 3 | 2 | 0 | 0 | 1 | 1 | 0 |
| | Female | 4 | 0 | 0 | 0 | 1 | 2 | 0 |
| Stolen Property; Buying, Receiving, Possessing | Male | 11 | 10 | 10 | 4 | 4 | 1 | 0 |
| | Female | 2 | 2 | 5 | 1 | 0 | 0 | 2 |
| Vandalism | Male | 29 | 25 | 15 | 5 | 8 | 9 | 6 |
| | Female | 8 | 3 | 4 | 3 | 2 | 2 | 1 |
| Weapons; Carrying, Possessing, etc. | Male | 7 | 7 | 7 | 8 | 1 | 4 | 5 |
| | Female | 1 | 0 | 1 | 2 | 0 | 2 | 0 |
| Total Other Offense Violations: | | | | | | | | |
| | Male | 123 | 115 | 92 | 60 | 44 | 54 | 40 |
| | Female | 53 | 37 | 34 | 22 | 23 | 21 | 10 |

| Prostitution and Commercialized Vice: | | 25-29 | 30-34 | 35-39 | 40-44 | 45-49 | 50-54 | 55-59 |
|--|--------|-------|-------|-------|-------|-------|-------|-------|
| Prostitution | Male | 3 | 6 | 7 | 4 | 8 | 7 | 3 |
| | Female | 24 | 12 | 3 | 3 | 4 | 1 | 0 |
| Assisting or Promoting Prostitution | Male | 0 | 0 | 0 | 0 | 0 | 0 | 0 |
| | Female | 0 | 0 | 0 | 0 | 0 | 0 | 0 |
| Purchasing Prostitution | Male | 0 | 0 | 0 | 0 | 0 | 0 | 0 |
| | Female | 0 | 0 | 0 | 0 | 0 | 0 | 0 |
| Sex Offenses (Except Forcible Rape and Prostitution) | Male | 2 | 6 | 6 | 7 | 5 | 7 | 1 |
| | Female | 2 | 0 | 2 | 1 | 0 | 2 | 0 |
| Total Prostitution & Commercialized Vice Violations: | | | | | | | | |
| | Male | 5 | 12 | 13 | 11 | 13 | 14 | 4 |
| | Female | 26 | 12 | 5 | 4 | 4 | 3 | 0 |

2016 Reno PD Arrests - Adult
25 - 59 Years of Age

Drug Abuse Violations:

| Sale/Manufacturing: | | 25-29 | 30-34 | 35-39 | 40-44 | 45-49 | 50-54 | 55-59 |
|--|--------|--------------|--------------|--------------|--------------|--------------|--------------|--------------|
| Opium or Cocaine and Their Derivatives (Morphine, Heroin, Codeine) | Male | 3 | 5 | 2 | 0 | 3 | 0 | 1 |
| | Female | 2 | 1 | 1 | 1 | 0 | 0 | 0 |
| Marijuana | Male | 19 | 9 | 14 | 7 | 1 | 7 | 2 |
| | Female | 1 | 0 | 1 | 0 | 0 | 0 | 0 |
| Synthetic Narcotics - Manufactured Narcotics Which Can Cause True Drug Addiction Demerol, Methadones) | Male | 0 | 0 | 0 | 0 | 0 | 0 | 0 |
| | Female | 0 | 0 | 0 | 0 | 0 | 0 | 0 |
| Other - Dangerous Nonnarcotic Drugs (Barbiturates, Benzedrine) | Male | 0 | 0 | 0 | 0 | 0 | 0 | 0 |
| | Female | 0 | 0 | 0 | 0 | 0 | 0 | 0 |
| Possession: | | | | | | | | |
| Opium or Cocaine and Their Derivatives (Morphine, Heroin, Codeine) | Male | 0 | 0 | 0 | 0 | 0 | 0 | 0 |
| | Female | 0 | 0 | 0 | 0 | 0 | 0 | 0 |
| Marijuana | Male | 11 | 8 | 7 | 9 | 4 | 4 | 4 |
| | Female | 5 | 2 | 1 | 1 | 0 | 0 | 0 |
| Synthetic Narcotics - Manufactured Narcotics Which Can Cause True Drug Addiction (Demerol, Methadones) | Male | 0 | 0 | 0 | 0 | 0 | 0 | 0 |
| | Female | 0 | 0 | 1 | 0 | 0 | 0 | 0 |
| Other - Dangerous Nonnarcotic Drugs (Barbiturates, Benzedrine) | Male | 0 | 0 | 0 | 0 | 0 | 0 | 0 |
| | Female | 0 | 0 | 0 | 0 | 0 | 0 | 0 |
| Total Drug Abuse Violations: | | | | | | | | |
| | Male | 33 | 22 | 23 | 16 | 8 | 11 | 7 |
| | Female | 8 | 3 | 4 | 2 | 0 | 0 | 0 |

Gambling:

| | | 25-29 | 30-34 | 35-39 | 40-44 | 45-49 | 50-54 | 55-59 |
|-----------------------------------|--------|--------------|--------------|--------------|--------------|--------------|--------------|--------------|
| Bookmaking (Horse and Sport Book) | Male | 0 | 0 | 0 | 0 | 0 | 0 | 0 |
| | Female | 0 | 0 | 0 | 0 | 0 | 0 | 0 |
| Numbers and Lottery | Male | 0 | 0 | 0 | 0 | 0 | 0 | 0 |
| | Female | 0 | 0 | 0 | 0 | 0 | 0 | 0 |
| All Other Gambling | Male | 0 | 0 | 0 | 0 | 0 | 0 | 0 |
| | Female | 0 | 0 | 0 | 0 | 0 | 0 | 0 |
| Total Gambling Violations: | | | | | | | | |
| | Male | 0 | 0 | 0 | 0 | 0 | 0 | 0 |
| | Female | 0 | 0 | 0 | 0 | 0 | 0 | 0 |

Miscellaneous:

| | | 25-29 | 30-34 | 35-39 | 40-44 | 45-49 | 50-54 | 55-59 |
|--|--------|--------------|--------------|--------------|--------------|--------------|--------------|--------------|
| Offenses Against the Family and Children | Male | 21 | 20 | 12 | 6 | 8 | 8 | 2 |
| | Female | 22 | 23 | 15 | 5 | 8 | 1 | 1 |
| Driving Under the Influence | Male | 89 | 58 | 46 | 46 | 33 | 24 | 29 |
| | Female | 39 | 22 | 17 | 14 | 19 | 14 | 8 |
| Liquor Laws | Male | 45 | 51 | 63 | 89 | 106 | 138 | 108 |
| | Female | 16 | 8 | 32 | 17 | 28 | 25 | 14 |
| Drunkenness | Male | 0 | 0 | 0 | 0 | 0 | 0 | 0 |
| | Female | 0 | 0 | 0 | 0 | 0 | 0 | 0 |
| Disorderly Conduct | Male | 12 | 12 | 6 | 12 | 8 | 13 | 10 |
| | Female | 0 | 1 | 0 | 1 | 5 | 3 | 1 |
| Vagrancy | Male | 9 | 13 | 8 | 7 | 11 | 25 | 2 |
| | Female | 4 | 2 | 5 | 2 | 4 | 5 | 2 |
| All Other Offenses (Except Traffic) | Male | 690 | 645 | 481 | 327 | 355 | 390 | 230 |
| | Female | 237 | 216 | 159 | 125 | 106 | 93 | 52 |
| Suspicion | Male | 0 | 0 | 0 | 0 | 0 | 0 | 0 |
| | Female | 0 | 0 | 0 | 0 | 0 | 0 | 0 |
| Total Miscellaneous Violations: | | | | | | | | |
| | Male | 866 | 799 | 616 | 487 | 521 | 598 | 381 |
| | Female | 318 | 272 | 228 | 164 | 170 | 141 | 78 |

Human Trafficking:

| | | 25-29 | 30-34 | 35-39 | 40-44 | 45-49 | 50-54 | 55-59 |
|--|--------|--------------|--------------|--------------|--------------|--------------|--------------|--------------|
| Human Trafficking/ Commercial Sex Acts | Male | 0 | 0 | 1 | 0 | 1 | 0 | 0 |
| | Female | 0 | 0 | 0 | 0 | 0 | 0 | 0 |
| Human Trafficking/ Involuntary Servitude | Male | 0 | 0 | 0 | 0 | 0 | 0 | 0 |
| | Female | 0 | 0 | 0 | 0 | 0 | 0 | 0 |
| Total Human Trafficking Violations: | | | | | | | | |
| | Male | 0 | 0 | 1 | 0 | 1 | 0 | 0 |
| | Female | 0 | 0 | 0 | 0 | 0 | 0 | 0 |

2016 Reno-Tahoe Airport Authority PD Arrests - Adult
25 - 59 Years of Age

| Index Crime: | | 25-29 | 30-34 | 35-39 | 40-44 | 45-49 | 50-54 | 55-59 |
|--|--------|----------|----------|----------|----------|----------|----------|----------|
| Murder and Nonnegligent Manslaughter | Male | 0 | 0 | 0 | 0 | 0 | 0 | 0 |
| | Female | 0 | 0 | 0 | 0 | 0 | 0 | 0 |
| Manslaughter by Negligence | Male | 0 | 0 | 0 | 0 | 0 | 0 | 0 |
| | Female | 0 | 0 | 0 | 0 | 0 | 0 | 0 |
| Rape | Male | 0 | 0 | 0 | 0 | 0 | 0 | 0 |
| | Female | 0 | 0 | 0 | 0 | 0 | 0 | 0 |
| Robbery | Male | 0 | 0 | 0 | 0 | 0 | 0 | 0 |
| | Female | 0 | 0 | 0 | 0 | 0 | 0 | 0 |
| Aggravated Assault (Return A - 4a-d) | Male | 0 | 0 | 0 | 0 | 0 | 0 | 0 |
| | Female | 0 | 0 | 0 | 0 | 0 | 0 | 0 |
| Burglary - Breaking or Entering | Male | 0 | 0 | 0 | 0 | 0 | 0 | 0 |
| | Female | 0 | 0 | 0 | 0 | 0 | 0 | 0 |
| Larceny - Theft (Except Motor Vehicle Theft) | Male | 0 | 0 | 0 | 0 | 0 | 0 | 0 |
| | Female | 0 | 0 | 0 | 0 | 0 | 0 | 0 |
| Motor Vehicle Theft | Male | 0 | 0 | 0 | 0 | 0 | 0 | 0 |
| | Female | 0 | 0 | 0 | 0 | 0 | 0 | 0 |
| Arson | Male | 0 | 0 | 0 | 0 | 0 | 0 | 0 |
| | Female | 0 | 0 | 0 | 0 | 0 | 0 | 0 |
| Total Index Crimes Violations: Male | | 0 | 0 | 0 | 0 | 0 | 0 | 0 |
| Female | | 0 | 0 | 0 | 0 | 0 | 0 | 0 |

| Other Offenses: | | 25-29 | 30-34 | 35-39 | 40-44 | 45-49 | 50-54 | 55-59 |
|--|--------|----------|----------|----------|----------|----------|----------|----------|
| Other Assaults (Return A - 4e) | Male | 0 | 0 | 0 | 0 | 0 | 0 | 0 |
| | Female | 0 | 0 | 0 | 0 | 0 | 0 | 0 |
| Forgery and Counterfeiting | Male | 0 | 0 | 0 | 0 | 0 | 0 | 0 |
| | Female | 0 | 0 | 0 | 0 | 0 | 0 | 0 |
| Fraud | Male | 0 | 0 | 0 | 0 | 0 | 0 | 0 |
| | Female | 1 | 0 | 0 | 0 | 0 | 0 | 0 |
| Embezzlement | Male | 0 | 0 | 0 | 0 | 0 | 0 | 0 |
| | Female | 0 | 0 | 0 | 0 | 0 | 0 | 0 |
| Stolen Property; Buying, Receiving, Possessing | Male | 0 | 0 | 0 | 0 | 0 | 0 | 0 |
| | Female | 0 | 0 | 0 | 0 | 0 | 0 | 0 |
| Vandalism | Male | 0 | 0 | 0 | 0 | 0 | 0 | 0 |
| | Female | 0 | 0 | 0 | 0 | 0 | 0 | 0 |
| Weapons; Carrying, Possessing, etc. | Male | 0 | 1 | 0 | 0 | 2 | 3 | 1 |
| | Female | 0 | 0 | 0 | 1 | 0 | 1 | 1 |
| Total Other Offense Violations: Male | | 0 | 1 | 0 | 0 | 2 | 3 | 1 |
| Female | | 1 | 0 | 0 | 1 | 0 | 1 | 1 |

| Prostitution and Commercialized Vice: | | 25-29 | 30-34 | 35-39 | 40-44 | 45-49 | 50-54 | 55-59 |
|--|--------|----------|----------|----------|----------|----------|----------|----------|
| Prostitution | Male | 0 | 0 | 0 | 0 | 0 | 0 | 0 |
| | Female | 0 | 0 | 0 | 0 | 0 | 0 | 0 |
| Assisting or Promoting Prostitution | Male | 0 | 0 | 0 | 0 | 0 | 0 | 0 |
| | Female | 0 | 0 | 0 | 0 | 0 | 0 | 0 |
| Purchasing Prostitution | Male | 0 | 0 | 0 | 0 | 0 | 0 | 0 |
| | Female | 0 | 0 | 0 | 0 | 0 | 0 | 0 |
| Sex Offenses (Except Forcible Rape and Prostitution) | Male | 0 | 0 | 0 | 0 | 0 | 0 | 0 |
| | Female | 0 | 0 | 0 | 0 | 0 | 0 | 0 |
| Total Prostitution & Commercialized Vice Violations: Male | | 0 | 0 | 0 | 0 | 0 | 0 | 0 |
| Female | | 0 | 0 | 0 | 0 | 0 | 0 | 0 |

2016 Reno-Tahoe Airport Authority PD Arrests - Adult
25 - 59 Years of Age

Drug Abuse Violations:

| Sale/Manufacturing: | | 25-29 | 30-34 | 35-39 | 40-44 | 45-49 | 50-54 | 55-59 |
|--|--------|--------------|--------------|--------------|--------------|--------------|--------------|--------------|
| Opium or Cocaine and Their Derivatives (Morphine, Heroin, Codeine) | Male | 0 | 0 | 0 | 0 | 0 | 0 | 0 |
| | Female | 0 | 0 | 0 | 0 | 0 | 0 | 0 |
| Marijuana | Male | 0 | 0 | 0 | 0 | 0 | 0 | 0 |
| | Female | 0 | 0 | 0 | 0 | 0 | 0 | 0 |
| Synthetic Narcotics - Manufactured Narcotics Which Can Cause True Drug Addiction Demerol, Methadones) | Male | 0 | 0 | 0 | 0 | 0 | 0 | 0 |
| | Female | 0 | 0 | 0 | 0 | 0 | 0 | 0 |
| Other - Dangerous Nonnarcotic Drugs (Barbiturates, Benzedrine) | Male | 0 | 0 | 0 | 0 | 0 | 0 | 0 |
| | Female | 0 | 0 | 0 | 0 | 0 | 0 | 0 |
| Possession: | | | | | | | | |
| Opium or Cocaine and Their Derivatives (Morphine, Heroin, Codeine) | Male | 0 | 0 | 0 | 0 | 0 | 1 | 0 |
| | Female | 0 | 0 | 0 | 1 | 0 | 0 | 0 |
| Marijuana | Male | 3 | 0 | 0 | 0 | 0 | 0 | 1 |
| | Female | 0 | 0 | 0 | 0 | 0 | 0 | 0 |
| Synthetic Narcotics - Manufactured Narcotics Which Can Cause True Drug Addiction (Demerol, Methadones) | Male | 0 | 0 | 0 | 0 | 0 | 0 | 0 |
| | Female | 0 | 0 | 0 | 0 | 0 | 0 | 0 |
| Other - Dangerous Nonnarcotic Drugs (Barbiturates, Benzedrine) | Male | 0 | 0 | 0 | 0 | 0 | 0 | 0 |
| | Female | 0 | 0 | 0 | 0 | 0 | 0 | 0 |
| Total Drug Abuse Violations: | | | | | | | | |
| | Male | 3 | 0 | 0 | 0 | 0 | 1 | 1 |
| | Female | 0 | 0 | 0 | 1 | 0 | 0 | 0 |

Gambling:

| | | 25-29 | 30-34 | 35-39 | 40-44 | 45-49 | 50-54 | 55-59 |
|-----------------------------------|--------|--------------|--------------|--------------|--------------|--------------|--------------|--------------|
| Bookmaking (Horse and Sport Book) | Male | 0 | 0 | 0 | 0 | 0 | 0 | 0 |
| | Female | 0 | 0 | 0 | 0 | 0 | 0 | 0 |
| Numbers and Lottery | Male | 0 | 0 | 0 | 0 | 0 | 0 | 0 |
| | Female | 0 | 0 | 0 | 0 | 0 | 0 | 0 |
| All Other Gambling | Male | 0 | 0 | 0 | 0 | 0 | 0 | 0 |
| | Female | 0 | 0 | 0 | 0 | 0 | 0 | 0 |
| Total Gambling Violations: | | | | | | | | |
| | Male | 0 | 0 | 0 | 0 | 0 | 0 | 0 |
| | Female | 0 | 0 | 0 | 0 | 0 | 0 | 0 |

Miscellaneous:

| | | 25-29 | 30-34 | 35-39 | 40-44 | 45-49 | 50-54 | 55-59 |
|--|--------|--------------|--------------|--------------|--------------|--------------|--------------|--------------|
| Offenses Against the Family and Children | Male | 0 | 0 | 0 | 1 | 0 | 0 | 0 |
| | Female | 0 | 0 | 0 | 0 | 0 | 0 | 0 |
| Driving Under the Influence | Male | 0 | 0 | 0 | 0 | 0 | 0 | 0 |
| | Female | 0 | 1 | 0 | 0 | 0 | 0 | 0 |
| Liquor Laws | Male | 0 | 0 | 0 | 0 | 0 | 0 | 0 |
| | Female | 0 | 0 | 0 | 0 | 0 | 0 | 0 |
| Drunkenness | Male | 0 | 0 | 0 | 0 | 0 | 0 | 0 |
| | Female | 0 | 0 | 0 | 0 | 0 | 0 | 0 |
| Disorderly Conduct | Male | 0 | 0 | 0 | 2 | 0 | 0 | 0 |
| | Female | 0 | 0 | 0 | 0 | 0 | 0 | 0 |
| Vagrancy | Male | 0 | 0 | 0 | 0 | 1 | 0 | 0 |
| | Female | 0 | 0 | 0 | 0 | 0 | 0 | 0 |
| All Other Offenses (Except Traffic) | Male | 0 | 3 | 1 | 0 | 0 | 1 | 3 |
| | Female | 0 | 0 | 0 | 0 | 0 | 0 | 1 |
| Suspicion | Male | 0 | 0 | 0 | 0 | 0 | 0 | 0 |
| | Female | 0 | 0 | 0 | 0 | 0 | 0 | 0 |
| Total Miscellaneous Violations: | | | | | | | | |
| | Male | 0 | 3 | 1 | 3 | 1 | 1 | 3 |
| | Female | 0 | 1 | 0 | 0 | 0 | 0 | 1 |

Human Trafficking:

| | | 25-29 | 30-34 | 35-39 | 40-44 | 45-49 | 50-54 | 55-59 |
|--|--------|--------------|--------------|--------------|--------------|--------------|--------------|--------------|
| Human Trafficking/ Commercial Sex Acts | Male | 0 | 0 | 0 | 0 | 0 | 0 | 0 |
| | Female | 0 | 0 | 0 | 0 | 0 | 0 | 0 |
| Human Trafficking/ Involuntary Servitude | Male | 0 | 0 | 0 | 0 | 0 | 0 | 0 |
| | Female | 0 | 0 | 0 | 0 | 0 | 0 | 0 |
| Total Human Trafficking Violations: | | | | | | | | |
| | Male | 0 | 0 | 0 | 0 | 0 | 0 | 0 |
| | Female | 0 | 0 | 0 | 0 | 0 | 0 | 0 |

2016 Sparks PD Arrests - Adult
25 - 59 Years of Age

| Index Crime: | | 25-29 | 30-34 | 35-39 | 40-44 | 45-49 | 50-54 | 55-59 |
|--|---------------|------------|------------|-----------|-----------|-----------|-----------|-----------|
| Murder and Nonnegligent Manslaughter | Male | 0 | 1 | 0 | 0 | 0 | 0 | 0 |
| | Female | 0 | 0 | 0 | 0 | 0 | 0 | 0 |
| Manslaughter by Negligence | Male | 0 | 0 | 0 | 0 | 0 | 0 | 0 |
| | Female | 0 | 0 | 0 | 0 | 0 | 0 | 0 |
| Rape | Male | 0 | 2 | 1 | 0 | 0 | 1 | 0 |
| | Female | 0 | 0 | 0 | 0 | 0 | 0 | 0 |
| Robbery | Male | 9 | 2 | 0 | 0 | 1 | 0 | 1 |
| | Female | 1 | 0 | 1 | 0 | 0 | 0 | 0 |
| Aggravated Assault (Return A - 4a-d) | Male | 52 | 38 | 37 | 31 | 23 | 15 | 7 |
| | Female | 18 | 12 | 17 | 11 | 10 | 9 | 5 |
| Burglary - Breaking or Entering | Male | 31 | 36 | 15 | 9 | 8 | 3 | 0 |
| | Female | 10 | 3 | 7 | 4 | 3 | 1 | 1 |
| Larceny - Theft (Except Motor Vehicle Theft) | Male | 19 | 19 | 13 | 6 | 4 | 7 | 3 |
| | Female | 20 | 9 | 7 | 4 | 9 | 3 | 0 |
| Motor Vehicle Theft | Male | 9 | 7 | 8 | 1 | 2 | 2 | 1 |
| | Female | 8 | 5 | 2 | 1 | 0 | 0 | 0 |
| Arson | Male | 1 | 0 | 0 | 1 | 1 | 1 | 0 |
| | Female | 0 | 0 | 0 | 0 | 0 | 0 | 0 |
| Total Index Crimes Violations: | | | | | | | | |
| | Male | 121 | 105 | 74 | 48 | 39 | 29 | 12 |
| | Female | 57 | 29 | 34 | 20 | 22 | 13 | 6 |

| Other Offenses: | | 25-29 | 30-34 | 35-39 | 40-44 | 45-49 | 50-54 | 55-59 |
|--|---------------|-----------|-----------|-----------|-----------|-----------|-----------|-----------|
| Other Assaults (Return A - 4e) | Male | 11 | 10 | 8 | 11 | 7 | 8 | 6 |
| | Female | 6 | 9 | 5 | 1 | 2 | 3 | 2 |
| Forgery and Counterfeiting | Male | 4 | 0 | 4 | 1 | 0 | 3 | 0 |
| | Female | 1 | 0 | 2 | 0 | 1 | 0 | 0 |
| Fraud | Male | 7 | 8 | 5 | 4 | 1 | 2 | 3 |
| | Female | 6 | 6 | 1 | 2 | 0 | 2 | 0 |
| Embezzlement | Male | 0 | 1 | 1 | 1 | 1 | 0 | 0 |
| | Female | 1 | 2 | 1 | 2 | 0 | 1 | 0 |
| Stolen Property; Buying, Receiving, Possessing | Male | 7 | 6 | 5 | 3 | 3 | 1 | 1 |
| | Female | 4 | 1 | 2 | 0 | 2 | 1 | 0 |
| Vandalism | Male | 9 | 7 | 4 | 4 | 2 | 1 | 0 |
| | Female | 0 | 3 | 0 | 0 | 1 | 0 | 0 |
| Weapons; Carrying, Possessing, etc. | Male | 6 | 2 | 3 | 2 | 1 | 2 | 1 |
| | Female | 0 | 1 | 0 | 1 | 0 | 0 | 0 |
| Total Other Offense Violations: | | | | | | | | |
| | Male | 44 | 34 | 30 | 26 | 15 | 17 | 11 |
| | Female | 18 | 22 | 11 | 6 | 6 | 7 | 2 |

| Prostitution and Commercialized Vice: | | 25-29 | 30-34 | 35-39 | 40-44 | 45-49 | 50-54 | 55-59 |
|---|---------------|----------|----------|----------|----------|----------|----------|----------|
| Prostitution | Male | 1 | 0 | 0 | 0 | 0 | 0 | 0 |
| | Female | 0 | 0 | 0 | 0 | 0 | 0 | 0 |
| Assisting or Promoting Prostitution | Male | 0 | 0 | 0 | 0 | 0 | 0 | 0 |
| | Female | 0 | 0 | 0 | 0 | 0 | 0 | 0 |
| Purchasing Prostitution | Male | 0 | 0 | 0 | 0 | 0 | 0 | 0 |
| | Female | 0 | 0 | 0 | 0 | 0 | 0 | 0 |
| Sex Offenses (Except Forcible Rape and Prostitution) | Male | 1 | 0 | 0 | 1 | 0 | 1 | 0 |
| | Female | 0 | 0 | 0 | 0 | 0 | 0 | 0 |
| Total Prostitution & Commercialized Vice Violations: | | | | | | | | |
| | Male | 2 | 0 | 0 | 1 | 0 | 1 | 0 |
| | Female | 0 | 0 | 0 | 0 | 0 | 0 | 0 |

2016 Sparks PD Arrests - Adult
25 - 59 Years of Age

Drug Abuse Violations:

| Sale/Manufacturing: | | 25-29 | 30-34 | 35-39 | 40-44 | 45-49 | 50-54 | 55-59 |
|--|--------|--------------|--------------|--------------|--------------|--------------|--------------|--------------|
| Opium or Cocaine and Their Derivatives (Morphine, Heroin, Codeine) | Male | 3 | 1 | 0 | 1 | 0 | 0 | 0 |
| | Female | 0 | 0 | 0 | 0 | 0 | 0 | 0 |
| Marijuana | Male | 1 | 1 | 0 | 0 | 0 | 2 | 0 |
| | Female | 0 | 0 | 0 | 0 | 0 | 0 | 0 |
| Synthetic Narcotics - Manufactured Narcotics Which Can Cause True Drug Addiction (Demerol, Methadones) | Male | 0 | 0 | 0 | 0 | 0 | 0 | 0 |
| | Female | 0 | 0 | 0 | 0 | 0 | 0 | 0 |
| Other - Dangerous Nonnarcotic Drugs (Barbiturates, Benzedrine) | Male | 0 | 0 | 0 | 0 | 0 | 0 | 0 |
| | Female | 0 | 0 | 0 | 0 | 0 | 0 | 0 |
| Possession: | | | | | | | | |
| Opium or Cocaine and Their Derivatives (Morphine, Heroin, Codeine) | Male | 0 | 0 | 0 | 0 | 0 | 0 | 0 |
| | Female | 0 | 0 | 0 | 0 | 0 | 0 | 0 |
| Marijuana | Male | 4 | 7 | 5 | 1 | 2 | 1 | 0 |
| | Female | 2 | 2 | 1 | 1 | 0 | 1 | 0 |
| Synthetic Narcotics - Manufactured Narcotics Which Can Cause True Drug Addiction (Demerol, Methadones) | Male | 1 | 0 | 1 | 0 | 0 | 0 | 0 |
| | Female | 0 | 0 | 0 | 0 | 0 | 0 | 0 |
| Other - Dangerous Nonnarcotic Drugs (Barbiturates, Benzedrine) | Male | 0 | 0 | 0 | 0 | 0 | 0 | 0 |
| | Female | 0 | 0 | 0 | 0 | 0 | 0 | 0 |
| Total Drug Abuse Violations: | | | | | | | | |
| | Male | 9 | 9 | 6 | 2 | 2 | 3 | 0 |
| | Female | 2 | 2 | 1 | 1 | 0 | 1 | 0 |

Gambling:

| | | 25-29 | 30-34 | 35-39 | 40-44 | 45-49 | 50-54 | 55-59 |
|-----------------------------------|--------|--------------|--------------|--------------|--------------|--------------|--------------|--------------|
| Bookmaking (Horse and Sport Book) | Male | 0 | 0 | 0 | 0 | 0 | 0 | 0 |
| | Female | 0 | 0 | 0 | 0 | 0 | 0 | 0 |
| Numbers and Lottery | Male | 0 | 0 | 0 | 0 | 0 | 0 | 0 |
| | Female | 0 | 0 | 0 | 0 | 0 | 0 | 0 |
| All Other Gambling | Male | 0 | 0 | 0 | 0 | 0 | 0 | 0 |
| | Female | 0 | 0 | 0 | 0 | 0 | 0 | 0 |
| Total Gambling Violations: | | | | | | | | |
| | Male | 0 | 0 | 0 | 0 | 0 | 0 | 0 |
| | Female | 0 | 0 | 0 | 0 | 0 | 0 | 0 |

Miscellaneous:

| | | 25-29 | 30-34 | 35-39 | 40-44 | 45-49 | 50-54 | 55-59 |
|--|--------|--------------|--------------|--------------|--------------|--------------|--------------|--------------|
| Offenses Against the Family and Children | Male | 9 | 7 | 11 | 4 | 2 | 1 | 1 |
| | Female | 8 | 6 | 5 | 3 | 2 | 3 | 1 |
| Driving Under the Influence | Male | 30 | 22 | 23 | 12 | 14 | 15 | 6 |
| | Female | 9 | 12 | 8 | 4 | 8 | 6 | 3 |
| Liquor Laws | Male | 3 | 2 | 4 | 3 | 4 | 7 | 2 |
| | Female | 2 | 0 | 1 | 1 | 0 | 1 | 0 |
| Drunkenness | Male | 0 | 0 | 0 | 0 | 0 | 0 | 0 |
| | Female | 0 | 0 | 0 | 0 | 0 | 0 | 0 |
| Disorderly Conduct | Male | 7 | 2 | 9 | 2 | 2 | 7 | 6 |
| | Female | 5 | 2 | 1 | 0 | 3 | 3 | 0 |
| Vagrancy | Male | 0 | 0 | 0 | 0 | 0 | 0 | 0 |
| | Female | 0 | 0 | 0 | 0 | 0 | 0 | 0 |
| All Other Offenses (Except Traffic) | Male | 244 | 177 | 145 | 73 | 68 | 99 | 26 |
| | Female | 74 | 64 | 41 | 23 | 35 | 20 | 5 |
| Suspicion | Male | 0 | 0 | 0 | 0 | 0 | 0 | 0 |
| | Female | 0 | 0 | 0 | 0 | 0 | 0 | 0 |
| Total Miscellaneous Violations: | | | | | | | | |
| | Male | 293 | 210 | 192 | 94 | 90 | 129 | 41 |
| | Female | 98 | 84 | 56 | 31 | 48 | 33 | 9 |

Human Trafficking:

| | | 25-29 | 30-34 | 35-39 | 40-44 | 45-49 | 50-54 | 55-59 |
|--|--------|--------------|--------------|--------------|--------------|--------------|--------------|--------------|
| Human Trafficking/ Commercial Sex Acts | Male | 0 | 0 | 0 | 0 | 0 | 0 | 0 |
| | Female | 0 | 0 | 0 | 0 | 0 | 0 | 0 |
| Human Trafficking/ Involuntary Servitude | Male | 0 | 0 | 0 | 0 | 0 | 0 | 0 |
| | Female | 0 | 0 | 0 | 0 | 0 | 0 | 0 |
| Total Human Trafficking Violations: | | | | | | | | |
| | Male | 0 | 0 | 0 | 0 | 0 | 0 | 0 |
| | Female | 0 | 0 | 0 | 0 | 0 | 0 | 0 |

2016 UNR PD Arrests - Adult
25 - 59 Years of Age

| Index Crime: | | 25-29 | 30-34 | 35-39 | 40-44 | 45-49 | 50-54 | 55-59 |
|--|--------|-------|-------|-------|-------|-------|-------|-------|
| Murder and Nonnegligent Manslaughter | Male | 0 | 0 | 0 | 0 | 0 | 0 | 0 |
| | Female | 0 | 0 | 0 | 0 | 0 | 0 | 0 |
| Manslaughter by Negligence | Male | 0 | 0 | 0 | 0 | 0 | 0 | 0 |
| | Female | 0 | 0 | 0 | 0 | 0 | 0 | 0 |
| Rape | Male | 0 | 0 | 0 | 0 | 0 | 0 | 0 |
| | Female | 0 | 0 | 0 | 0 | 0 | 0 | 0 |
| Robbery | Male | 0 | 0 | 0 | 0 | 0 | 0 | 0 |
| | Female | 0 | 0 | 0 | 0 | 0 | 0 | 0 |
| Aggravated Assault (Return A - 4a-d) | Male | 0 | 0 | 0 | 0 | 0 | 0 | 0 |
| | Female | 0 | 0 | 0 | 0 | 0 | 0 | 0 |
| Burglary - Breaking or Entering | Male | 0 | 1 | 0 | 0 | 0 | 0 | 0 |
| | Female | 0 | 0 | 0 | 0 | 0 | 0 | 0 |
| Larceny - Theft (Except Motor Vehicle Theft) | Male | 0 | 0 | 0 | 1 | 0 | 0 | 0 |
| | Female | 0 | 0 | 0 | 0 | 0 | 0 | 0 |
| Motor Vehicle Theft | Male | 0 | 0 | 0 | 0 | 0 | 0 | 0 |
| | Female | 0 | 0 | 0 | 0 | 0 | 0 | 0 |
| Arson | Male | 0 | 0 | 0 | 0 | 0 | 0 | 0 |
| | Female | 0 | 0 | 0 | 0 | 0 | 0 | 0 |
| Total Index Crimes Violations: Male | | 0 | 1 | 0 | 1 | 0 | 0 | 0 |
| Female | | 0 | 0 | 0 | 0 | 0 | 0 | 0 |

| Other Offenses: | | 25-29 | 30-34 | 35-39 | 40-44 | 45-49 | 50-54 | 55-59 |
|--|--------|-------|-------|-------|-------|-------|-------|-------|
| Other Assaults (Return A - 4e) | Male | 0 | 0 | 1 | 0 | 0 | 1 | 0 |
| | Female | 0 | 0 | 0 | 0 | 0 | 0 | 0 |
| Forgery and Counterfeiting | Male | 0 | 0 | 0 | 0 | 0 | 0 | 0 |
| | Female | 0 | 0 | 0 | 0 | 0 | 0 | 0 |
| Fraud | Male | 0 | 0 | 0 | 0 | 0 | 1 | 0 |
| | Female | 0 | 0 | 0 | 0 | 0 | 0 | 0 |
| Embezzlement | Male | 0 | 0 | 0 | 0 | 0 | 0 | 0 |
| | Female | 0 | 0 | 0 | 0 | 0 | 0 | 0 |
| Stolen Property; Buying, Receiving, Possessing | Male | 0 | 1 | 1 | 0 | 0 | 0 | 0 |
| | Female | 0 | 0 | 0 | 0 | 0 | 0 | 0 |
| Vandalism | Male | 0 | 1 | 0 | 0 | 0 | 0 | 0 |
| | Female | 0 | 0 | 0 | 0 | 0 | 0 | 0 |
| Weapons; Carrying, Possessing, etc. | Male | 0 | 1 | 1 | 0 | 0 | 0 | 0 |
| | Female | 0 | 0 | 0 | 0 | 0 | 0 | 0 |
| Total Other Offense Violations: Male | | 0 | 3 | 3 | 0 | 0 | 2 | 0 |
| Female | | 0 | 0 | 0 | 0 | 0 | 0 | 0 |

| Prostitution and Commercialized Vice: | | 25-29 | 30-34 | 35-39 | 40-44 | 45-49 | 50-54 | 55-59 |
|---|--------|-------|-------|-------|-------|-------|-------|-------|
| Prostitution | Male | 0 | 0 | 0 | 0 | 0 | 0 | 0 |
| | Female | 0 | 0 | 0 | 0 | 0 | 0 | 0 |
| Assisting or Promoting Prostitution | Male | 0 | 0 | 0 | 0 | 0 | 0 | 0 |
| | Female | 0 | 0 | 0 | 0 | 0 | 0 | 0 |
| Purchasing Prostitution | Male | 0 | 0 | 0 | 0 | 0 | 0 | 0 |
| | Female | 0 | 0 | 0 | 0 | 0 | 0 | 0 |
| Sex Offenses (Except Forcible Rape and Prostitution) | Male | 0 | 0 | 0 | 1 | 1 | 0 | 0 |
| | Female | 0 | 0 | 0 | 0 | 0 | 0 | 0 |
| Total Prostitution & Commercialized Vice Violations: Male | | 0 | 0 | 0 | 1 | 1 | 0 | 0 |
| Female | | 0 | 0 | 0 | 0 | 0 | 0 | 0 |

2016 UNR PD Arrests - Adult
25 - 59 Years of Age

Drug Abuse Violations:

| Sale/Manufacturing: | | 25-29 | 30-34 | 35-39 | 40-44 | 45-49 | 50-54 | 55-59 |
|--|--------|--------------|--------------|--------------|--------------|--------------|--------------|--------------|
| Opium or Cocaine and Their Derivatives (Morphine, Heroin, Codeine) | Male | 0 | 0 | 0 | 0 | 0 | 0 | 0 |
| | Female | 0 | 0 | 0 | 0 | 0 | 0 | 0 |
| Marijuana | Male | 0 | 0 | 0 | 0 | 0 | 0 | 0 |
| | Female | 0 | 0 | 0 | 0 | 0 | 0 | 0 |
| Synthetic Narcotics - Manufactured Narcotics Which Can Cause True Drug Addiction (Demerol, Methadones) | Male | 0 | 0 | 0 | 0 | 0 | 0 | 0 |
| | Female | 0 | 0 | 0 | 0 | 0 | 0 | 0 |
| Other - Dangerous Nonnarcotic Drugs (Barbiturates, Benzedrine) | Male | 0 | 0 | 0 | 0 | 0 | 0 | 0 |
| | Female | 0 | 0 | 0 | 0 | 0 | 0 | 0 |
| Possession: | | | | | | | | |
| Opium or Cocaine and Their Derivatives (Morphine, Heroin, Codeine) | Male | 1 | 0 | 0 | 0 | 1 | 0 | 0 |
| | Female | 0 | 0 | 0 | 0 | 0 | 0 | 0 |
| Marijuana | Male | 1 | 0 | 0 | 1 | 0 | 0 | 0 |
| | Female | 0 | 0 | 0 | 0 | 0 | 0 | 0 |
| Synthetic Narcotics - Manufactured Narcotics Which Can Cause True Drug Addiction (Demerol, Methadones) | Male | 5 | 2 | 2 | 0 | 2 | 6 | 1 |
| | Female | 0 | 2 | 1 | 0 | 0 | 0 | 0 |
| Other - Dangerous Nonnarcotic Drugs (Barbiturates, Benzedrine) | Male | 0 | 0 | 0 | 0 | 0 | 0 | 0 |
| | Female | 0 | 0 | 0 | 0 | 0 | 0 | 0 |
| Total Drug Abuse Violations: | | | | | | | | |
| | Male | 7 | 2 | 2 | 1 | 3 | 6 | 1 |
| | Female | 0 | 2 | 1 | 0 | 0 | 0 | 0 |

Gambling:

| | | 25-29 | 30-34 | 35-39 | 40-44 | 45-49 | 50-54 | 55-59 |
|-----------------------------------|--------|--------------|--------------|--------------|--------------|--------------|--------------|--------------|
| Bookmaking (Horse and Sport Book) | Male | 0 | 0 | 0 | 0 | 0 | 0 | 0 |
| | Female | 0 | 0 | 0 | 0 | 0 | 0 | 0 |
| Numbers and Lottery | Male | 0 | 0 | 0 | 0 | 0 | 0 | 0 |
| | Female | 0 | 0 | 0 | 0 | 0 | 0 | 0 |
| All Other Gambling | Male | 0 | 0 | 0 | 0 | 0 | 0 | 0 |
| | Female | 0 | 0 | 0 | 0 | 0 | 0 | 0 |
| Total Gambling Violations: | | | | | | | | |
| | Male | 0 | 0 | 0 | 0 | 0 | 0 | 0 |
| | Female | 0 | 0 | 0 | 0 | 0 | 0 | 0 |

Miscellaneous:

| | | 25-29 | 30-34 | 35-39 | 40-44 | 45-49 | 50-54 | 55-59 |
|--|--------|--------------|--------------|--------------|--------------|--------------|--------------|--------------|
| Offenses Against the Family and Children | Male | 0 | 0 | 0 | 0 | 0 | 0 | 0 |
| | Female | 0 | 0 | 0 | 0 | 0 | 0 | 0 |
| Driving Under the Influence | Male | 1 | 0 | 1 | 0 | 0 | 0 | 0 |
| | Female | 1 | 1 | 0 | 0 | 0 | 0 | 0 |
| Liquor Laws | Male | 0 | 0 | 0 | 0 | 0 | 0 | 0 |
| | Female | 0 | 0 | 0 | 0 | 0 | 0 | 0 |
| Drunkenness | Male | 0 | 0 | 0 | 0 | 0 | 0 | 0 |
| | Female | 0 | 0 | 0 | 0 | 0 | 0 | 0 |
| Disorderly Conduct | Male | 0 | 0 | 0 | 0 | 0 | 0 | 0 |
| | Female | 0 | 0 | 0 | 0 | 0 | 0 | 0 |
| Vagrancy | Male | 0 | 0 | 0 | 0 | 0 | 0 | 0 |
| | Female | 0 | 0 | 0 | 0 | 0 | 0 | 0 |
| All Other Offenses (Except Traffic) | Male | 3 | 3 | 5 | 0 | 3 | 0 | 0 |
| | Female | 0 | 0 | 0 | 0 | 0 | 0 | 0 |
| Suspicion | Male | 0 | 0 | 0 | 0 | 0 | 0 | 0 |
| | Female | 0 | 0 | 0 | 0 | 0 | 0 | 0 |
| Total Miscellaneous Violations: | | | | | | | | |
| | Male | 4 | 3 | 6 | 0 | 3 | 0 | 0 |
| | Female | 1 | 1 | 0 | 0 | 0 | 0 | 0 |

Human Trafficking:

| | | 25-29 | 30-34 | 35-39 | 40-44 | 45-49 | 50-54 | 55-59 |
|--|--------|--------------|--------------|--------------|--------------|--------------|--------------|--------------|
| Human Trafficking/ Commercial Sex Acts | Male | 0 | 0 | 0 | 0 | 0 | 0 | 0 |
| | Female | 0 | 0 | 0 | 0 | 0 | 0 | 0 |
| Human Trafficking/ Involuntary Servitude | Male | 0 | 0 | 0 | 0 | 0 | 0 | 0 |
| | Female | 0 | 0 | 0 | 0 | 0 | 0 | 0 |
| Total Human Trafficking Violations: | | | | | | | | |
| | Male | 0 | 0 | 0 | 0 | 0 | 0 | 0 |
| | Female | 0 | 0 | 0 | 0 | 0 | 0 | 0 |

2016 Washoe County School District PD Arrests - Adult
25 - 59 Years of Age

| Index Crime: | | 25-29 | 30-34 | 35-39 | 40-44 | 45-49 | 50-54 | 55-59 |
|--|--------|-------|-------|-------|-------|-------|-------|-------|
| Murder and Nonnegligent Manslaughter | Male | 0 | 0 | 0 | 0 | 0 | 0 | 0 |
| | Female | 0 | 0 | 0 | 0 | 0 | 0 | 0 |
| Manslaughter by Negligence | Male | 0 | 0 | 0 | 0 | 0 | 0 | 0 |
| | Female | 0 | 0 | 0 | 0 | 0 | 0 | 0 |
| Rape | Male | 0 | 0 | 0 | 0 | 0 | 0 | 0 |
| | Female | 0 | 0 | 0 | 0 | 0 | 0 | 0 |
| Robbery | Male | 0 | 0 | 0 | 0 | 0 | 0 | 0 |
| | Female | 0 | 0 | 0 | 0 | 0 | 0 | 0 |
| Aggravated Assault (Return A - 4a-d) | Male | 0 | 0 | 0 | 0 | 0 | 0 | 0 |
| | Female | 0 | 0 | 0 | 0 | 0 | 0 | 0 |
| Burglary - Breaking or Entering | Male | 0 | 0 | 0 | 0 | 0 | 0 | 0 |
| | Female | 0 | 0 | 0 | 0 | 0 | 0 | 0 |
| Larceny - Theft (Except Motor Vehicle Theft) | Male | 0 | 0 | 0 | 0 | 0 | 0 | 0 |
| | Female | 0 | 0 | 0 | 0 | 0 | 0 | 0 |
| Motor Vehicle Theft | Male | 0 | 0 | 0 | 0 | 0 | 0 | 0 |
| | Female | 0 | 0 | 0 | 0 | 0 | 0 | 0 |
| Arson | Male | 0 | 0 | 0 | 0 | 0 | 0 | 0 |
| | Female | 0 | 0 | 0 | 0 | 0 | 0 | 0 |
| Total Index Crimes Violations: Male | | 0 | 0 | 0 | 0 | 0 | 0 | 0 |
| Female | | 0 | 0 | 0 | 0 | 0 | 0 | 0 |

| Other Offenses: | | 25-29 | 30-34 | 35-39 | 40-44 | 45-49 | 50-54 | 55-59 |
|--|--------|-------|-------|-------|-------|-------|-------|-------|
| Other Assaults (Return A - 4e) | Male | 0 | 1 | 0 | 0 | 0 | 0 | 0 |
| | Female | 1 | 0 | 0 | 0 | 0 | 2 | 0 |
| Forgery and Counterfeiting | Male | 0 | 0 | 0 | 0 | 0 | 0 | 0 |
| | Female | 0 | 0 | 0 | 0 | 0 | 0 | 0 |
| Fraud | Male | 0 | 0 | 0 | 0 | 0 | 0 | 0 |
| | Female | 0 | 0 | 0 | 0 | 0 | 0 | 0 |
| Embezzlement | Male | 0 | 0 | 0 | 0 | 0 | 0 | 0 |
| | Female | 0 | 0 | 0 | 0 | 0 | 0 | 0 |
| Stolen Property; Buying, Receiving, Possessing | Male | 0 | 1 | 0 | 0 | 0 | 0 | 0 |
| | Female | 0 | 0 | 0 | 0 | 0 | 0 | 0 |
| Vandalism | Male | 0 | 0 | 0 | 0 | 0 | 0 | 0 |
| | Female | 0 | 0 | 0 | 0 | 0 | 0 | 0 |
| Weapons; Carrying, Possessing, etc. | Male | 0 | 0 | 0 | 0 | 0 | 0 | 0 |
| | Female | 0 | 0 | 0 | 0 | 0 | 0 | 0 |
| Total Other Offense Violations: Male | | 0 | 2 | 0 | 0 | 0 | 0 | 0 |
| Female | | 1 | 0 | 0 | 0 | 0 | 2 | 0 |

| Prostitution and Commercialized Vice: | | 25-29 | 30-34 | 35-39 | 40-44 | 45-49 | 50-54 | 55-59 |
|---|--------|-------|-------|-------|-------|-------|-------|-------|
| Prostitution | Male | 0 | 0 | 0 | 0 | 0 | 0 | 0 |
| | Female | 0 | 0 | 0 | 0 | 0 | 0 | 0 |
| Assisting or Promoting Prostitution | Male | 0 | 0 | 0 | 0 | 0 | 0 | 0 |
| | Female | 0 | 0 | 0 | 0 | 0 | 0 | 0 |
| Purchasing Prostitution | Male | 0 | 0 | 0 | 0 | 0 | 0 | 0 |
| | Female | 0 | 0 | 0 | 0 | 0 | 0 | 0 |
| Sex Offenses (Except Forcible Rape and Prostitution) | Male | 0 | 0 | 0 | 0 | 0 | 0 | 0 |
| | Female | 0 | 0 | 0 | 0 | 0 | 0 | 0 |
| Total Prostitution & Commercialized Vice Violations: Male | | 0 | 0 | 0 | 0 | 0 | 0 | 0 |
| Female | | 0 | 0 | 0 | 0 | 0 | 0 | 0 |

2016 Washoe County School District PD Arrests - Adult
25 - 59 Years of Age

Drug Abuse Violations:

| Sale/Manufacturing: | | 25-29 | 30-34 | 35-39 | 40-44 | 45-49 | 50-54 | 55-59 |
|--|--------|--------------|--------------|--------------|--------------|--------------|--------------|--------------|
| Opium or Cocaine and Their Derivatives (Morphine, Heroin, Codeine) | Male | 0 | 0 | 0 | 0 | 0 | 0 | 0 |
| | Female | 0 | 0 | 0 | 0 | 0 | 0 | 0 |
| Marijuana | Male | 0 | 0 | 0 | 0 | 0 | 0 | 0 |
| | Female | 0 | 0 | 0 | 0 | 0 | 0 | 0 |
| Synthetic Narcotics - Manufactured Narcotics Which Can Cause True Drug Addiction (Demerol, Methadones) | Male | 0 | 0 | 0 | 0 | 0 | 0 | 0 |
| | Female | 0 | 0 | 0 | 0 | 0 | 0 | 0 |
| Other - Dangerous Nonnarcotic Drugs (Barbiturates, Benzedrine) | Male | 0 | 0 | 0 | 0 | 0 | 0 | 0 |
| | Female | 0 | 0 | 0 | 0 | 0 | 0 | 0 |
| Possession: | | | | | | | | |
| Opium or Cocaine and Their Derivatives (Morphine, Heroin, Codeine) | Male | 0 | 0 | 0 | 0 | 0 | 0 | 0 |
| | Female | 0 | 0 | 0 | 0 | 0 | 0 | 0 |
| Marijuana | Male | 1 | 0 | 0 | 0 | 0 | 0 | 0 |
| | Female | 0 | 0 | 0 | 0 | 0 | 2 | 0 |
| Synthetic Narcotics - Manufactured Narcotics Which Can Cause True Drug Addiction (Demerol, Methadones) | Male | 0 | 0 | 0 | 0 | 0 | 0 | 0 |
| | Female | 0 | 0 | 0 | 0 | 0 | 0 | 0 |
| Other - Dangerous Nonnarcotic Drugs (Barbiturates, Benzedrine) | Male | 0 | 0 | 0 | 0 | 0 | 0 | 0 |
| | Female | 1 | 0 | 0 | 0 | 0 | 0 | 0 |
| Total Drug Abuse Violations: | | | | | | | | |
| | Male | 1 | 0 | 0 | 0 | 0 | 0 | 0 |
| | Female | 1 | 0 | 0 | 0 | 0 | 2 | 0 |

Gambling:

| | | 25-29 | 30-34 | 35-39 | 40-44 | 45-49 | 50-54 | 55-59 |
|-----------------------------------|--------|--------------|--------------|--------------|--------------|--------------|--------------|--------------|
| Bookmaking (Horse and Sport Book) | Male | 0 | 0 | 0 | 0 | 0 | 0 | 0 |
| | Female | 0 | 0 | 0 | 0 | 0 | 0 | 0 |
| Numbers and Lottery | Male | 0 | 0 | 0 | 0 | 0 | 0 | 0 |
| | Female | 0 | 0 | 0 | 0 | 0 | 0 | 0 |
| All Other Gambling | Male | 0 | 0 | 0 | 0 | 0 | 0 | 0 |
| | Female | 0 | 0 | 0 | 0 | 0 | 0 | 0 |
| Total Gambling Violations: | | | | | | | | |
| | Male | 0 | 0 | 0 | 0 | 0 | 0 | 0 |
| | Female | 0 | 0 | 0 | 0 | 0 | 0 | 0 |

Miscellaneous:

| | | 25-29 | 30-34 | 35-39 | 40-44 | 45-49 | 50-54 | 55-59 |
|--|--------|--------------|--------------|--------------|--------------|--------------|--------------|--------------|
| Offenses Against the Family and Children | Male | 0 | 0 | 0 | 0 | 0 | 0 | 0 |
| | Female | 0 | 0 | 0 | 0 | 0 | 0 | 0 |
| Driving Under the Influence | Male | 0 | 0 | 0 | 0 | 0 | 0 | 1 |
| | Female | 0 | 1 | 1 | 0 | 1 | 0 | 0 |
| Liquor Laws | Male | 0 | 0 | 0 | 0 | 0 | 0 | 0 |
| | Female | 0 | 0 | 0 | 0 | 0 | 0 | 0 |
| Drunkenness | Male | 0 | 0 | 0 | 0 | 0 | 0 | 0 |
| | Female | 0 | 0 | 0 | 0 | 0 | 0 | 0 |
| Disorderly Conduct | Male | 0 | 0 | 0 | 0 | 0 | 0 | 0 |
| | Female | 0 | 0 | 0 | 0 | 0 | 0 | 0 |
| Vagrancy | Male | 0 | 0 | 0 | 0 | 0 | 0 | 0 |
| | Female | 0 | 0 | 0 | 0 | 0 | 0 | 0 |
| All Other Offenses (Except Traffic) | Male | 3 | 0 | 0 | 0 | 0 | 0 | 0 |
| | Female | 1 | 0 | 0 | 0 | 1 | 0 | 0 |
| Suspicion | Male | 0 | 0 | 0 | 0 | 0 | 0 | 0 |
| | Female | 0 | 0 | 0 | 0 | 0 | 0 | 0 |
| Total Miscellaneous Violations: | | | | | | | | |
| | Male | 3 | 0 | 0 | 0 | 0 | 0 | 1 |
| | Female | 1 | 1 | 1 | 0 | 2 | 0 | 0 |

Human Trafficking:

| | | 25-29 | 30-34 | 35-39 | 40-44 | 45-49 | 50-54 | 55-59 |
|--|--------|--------------|--------------|--------------|--------------|--------------|--------------|--------------|
| Human Trafficking/ Commercial Sex Acts | Male | 0 | 0 | 0 | 0 | 0 | 0 | 0 |
| | Female | 0 | 0 | 0 | 0 | 0 | 0 | 0 |
| Human Trafficking/ Involuntary Servitude | Male | 0 | 0 | 0 | 0 | 0 | 0 | 0 |
| | Female | 0 | 0 | 0 | 0 | 0 | 0 | 0 |
| Total Human Trafficking Violations: | | | | | | | | |
| | Male | 0 | 0 | 0 | 0 | 0 | 0 | 0 |
| | Female | 0 | 0 | 0 | 0 | 0 | 0 | 0 |

2016 Washoe County SO Arrests - Adult
25 - 59 Years of Age

| Index Crime: | | 25-29 | 30-34 | 35-39 | 40-44 | 45-49 | 50-54 | 55-59 |
|--|--------|-------|-------|-------|-------|-------|-------|-------|
| Murder and Nonnegligent Manslaughter | Male | 1 | 0 | 0 | 1 | 0 | 1 | 0 |
| | Female | 0 | 0 | 0 | 0 | 0 | 0 | 0 |
| Manslaughter by Negligence | Male | 0 | 0 | 0 | 0 | 0 | 0 | 0 |
| | Female | 0 | 0 | 0 | 0 | 0 | 0 | 0 |
| Rape | Male | 0 | 1 | 1 | 1 | 0 | 0 | 0 |
| | Female | 0 | 0 | 0 | 0 | 0 | 0 | 0 |
| Robbery | Male | 2 | 0 | 0 | 0 | 0 | 1 | 0 |
| | Female | 1 | 1 | 0 | 0 | 0 | 1 | 0 |
| Aggravated Assault (Return A - 4a-d) | Male | 55 | 44 | 42 | 35 | 23 | 18 | 14 |
| | Female | 15 | 10 | 9 | 7 | 6 | 1 | 5 |
| Burglary - Breaking or Entering | Male | 15 | 18 | 5 | 2 | 3 | 2 | 2 |
| | Female | 5 | 4 | 3 | 5 | 1 | 2 | 0 |
| Larceny - Theft (Except Motor Vehicle Theft) | Male | 5 | 9 | 1 | 1 | 3 | 3 | 2 |
| | Female | 3 | 4 | 2 | 1 | 1 | 1 | 0 |
| Motor Vehicle Theft | Male | 8 | 7 | 5 | 3 | 1 | 0 | 1 |
| | Female | 2 | 4 | 0 | 0 | 0 | 1 | 0 |
| Arson | Male | 1 | 0 | 0 | 0 | 0 | 0 | 0 |
| | Female | 0 | 0 | 0 | 0 | 1 | 0 | 0 |
| Total Index Crimes Violations: Male | | 87 | 79 | 54 | 43 | 30 | 25 | 19 |
| Female | | 26 | 23 | 14 | 13 | 9 | 6 | 5 |

| Other Offenses: | | 25-29 | 30-34 | 35-39 | 40-44 | 45-49 | 50-54 | 55-59 |
|--|--------|-------|-------|-------|-------|-------|-------|-------|
| Other Assaults (Return A - 4e) | Male | 7 | 9 | 3 | 0 | 1 | 4 | 3 |
| | Female | 1 | 3 | 1 | 2 | 3 | 2 | 2 |
| Forgery and Counterfeiting | Male | 2 | 1 | 1 | 0 | 0 | 0 | 0 |
| | Female | 1 | 0 | 0 | 0 | 0 | 1 | 0 |
| Fraud | Male | 9 | 2 | 6 | 3 | 3 | 2 | 3 |
| | Female | 2 | 4 | 5 | 2 | 1 | 0 | 0 |
| Embezzlement | Male | 1 | 0 | 0 | 0 | 0 | 0 | 0 |
| | Female | 0 | 0 | 0 | 0 | 1 | 0 | 0 |
| Stolen Property; Buying, Receiving, Possessing | Male | 2 | 7 | 2 | 1 | 2 | 2 | 2 |
| | Female | 1 | 2 | 1 | 1 | 0 | 0 | 0 |
| Vandalism | Male | 9 | 4 | 3 | 2 | 1 | 0 | 0 |
| | Female | 1 | 2 | 0 | 0 | 0 | 0 | 0 |
| Weapons; Carrying, Possessing, etc. | Male | 5 | 4 | 5 | 2 | 1 | 4 | 1 |
| | Female | 1 | 0 | 0 | 0 | 0 | 1 | 0 |
| Total Other Offense Violations: Male | | 35 | 27 | 20 | 8 | 8 | 12 | 9 |
| Female | | 7 | 11 | 7 | 5 | 5 | 4 | 2 |

| Prostitution and Commercialized Vice: | | 25-29 | 30-34 | 35-39 | 40-44 | 45-49 | 50-54 | 55-59 |
|---|--------|-------|-------|-------|-------|-------|-------|-------|
| Prostitution | Male | 0 | 0 | 0 | 0 | 0 | 0 | 0 |
| | Female | 0 | 0 | 0 | 0 | 0 | 0 | 0 |
| Assisting or Promoting Prostitution | Male | 0 | 0 | 0 | 0 | 0 | 0 | 0 |
| | Female | 0 | 0 | 0 | 0 | 0 | 0 | 0 |
| Purchasing Prostitution | Male | 0 | 0 | 0 | 0 | 0 | 0 | 0 |
| | Female | 0 | 0 | 0 | 0 | 0 | 0 | 0 |
| Sex Offenses (Except Forcible Rape and Prostitution) | Male | 1 | 0 | 1 | 1 | 1 | 0 | 1 |
| | Female | 0 | 0 | 0 | 0 | 0 | 0 | 0 |
| Total Prostitution & Commercialized Vice Violations: Male | | 1 | 0 | 1 | 1 | 1 | 0 | 1 |
| Female | | 0 | 0 | 0 | 0 | 0 | 0 | 0 |

2016 Washoe County SO Arrests - Adult
25 - 59 Years of Age

Drug Abuse Violations:

| Sale/Manufacturing: | | 25-29 | 30-34 | 35-39 | 40-44 | 45-49 | 50-54 | 55-59 |
|--|--------|--------------|--------------|--------------|--------------|--------------|--------------|--------------|
| Opium or Cocaine and Their Derivatives (Morphine, Heroin, Codeine) | Male | 5 | 4 | 1 | 2 | 1 | 1 | 0 |
| | Female | 0 | 0 | 0 | 0 | 0 | 0 | 1 |
| Marijuana | Male | 4 | 2 | 2 | 1 | 0 | 0 | 0 |
| | Female | 0 | 0 | 0 | 0 | 0 | 0 | 0 |
| Synthetic Narcotics - Manufactured Narcotics Which Can Cause True Drug Addiction Demerol, Methadones) | Male | 0 | 0 | 0 | 0 | 0 | 0 | 0 |
| | Female | 0 | 0 | 0 | 0 | 0 | 0 | 0 |
| Other - Dangerous Nonnarcotic Drugs (Barbiturates, Benzedrine) | Male | 0 | 0 | 0 | 0 | 0 | 0 | 0 |
| | Female | 0 | 0 | 0 | 0 | 0 | 0 | 0 |
| Possession: | | | | | | | | |
| Opium or Cocaine and Their Derivatives (Morphine, Heroin, Codeine) | Male | 0 | 0 | 0 | 0 | 0 | 0 | 0 |
| | Female | 0 | 0 | 0 | 0 | 0 | 0 | 0 |
| Marijuana | Male | 9 | 7 | 3 | 2 | 7 | 2 | 4 |
| | Female | 5 | 1 | 2 | 1 | 1 | 2 | 1 |
| Synthetic Narcotics - Manufactured Narcotics Which Can Cause True Drug Addiction (Demerol, Methadones) | Male | 1 | 0 | 0 | 0 | 0 | 0 | 0 |
| | Female | 0 | 0 | 0 | 0 | 0 | 0 | 0 |
| Other - Dangerous Nonnarcotic Drugs (Barbiturates, Benzedrine) | Male | 0 | 0 | 0 | 1 | 0 | 0 | 0 |
| | Female | 0 | 0 | 0 | 0 | 0 | 0 | 0 |
| Total Drug Abuse Violations: | | | | | | | | |
| | Male | 19 | 13 | 6 | 6 | 8 | 3 | 4 |
| | Female | 5 | 1 | 2 | 1 | 1 | 2 | 2 |

Gambling:

| | | 25-29 | 30-34 | 35-39 | 40-44 | 45-49 | 50-54 | 55-59 |
|-----------------------------------|--------|--------------|--------------|--------------|--------------|--------------|--------------|--------------|
| Bookmaking (Horse and Sport Book) | Male | 0 | 0 | 0 | 0 | 0 | 0 | 0 |
| | Female | 0 | 0 | 0 | 0 | 0 | 0 | 0 |
| Numbers and Lottery | Male | 0 | 0 | 0 | 0 | 0 | 0 | 0 |
| | Female | 0 | 0 | 0 | 0 | 0 | 0 | 0 |
| All Other Gambling | Male | 0 | 0 | 0 | 0 | 0 | 0 | 0 |
| | Female | 0 | 0 | 0 | 0 | 0 | 0 | 0 |
| Total Gambling Violations: | | | | | | | | |
| | Male | 0 | 0 | 0 | 0 | 0 | 0 | 0 |
| | Female | 0 | 0 | 0 | 0 | 0 | 0 | 0 |

Miscellaneous:

| | | 25-29 | 30-34 | 35-39 | 40-44 | 45-49 | 50-54 | 55-59 |
|--|--------|--------------|--------------|--------------|--------------|--------------|--------------|--------------|
| Offenses Against the Family and Children | Male | 6 | 5 | 3 | 4 | 6 | 2 | 2 |
| | Female | 6 | 4 | 3 | 3 | 2 | 1 | 0 |
| Driving Under the Influence | Male | 69 | 44 | 36 | 32 | 22 | 23 | 24 |
| | Female | 14 | 8 | 9 | 8 | 11 | 10 | 6 |
| Liquor Laws | Male | 1 | 1 | 1 | 0 | 0 | 0 | 0 |
| | Female | 0 | 0 | 0 | 1 | 0 | 0 | 0 |
| Drunkenness | Male | 0 | 0 | 0 | 0 | 0 | 0 | 0 |
| | Female | 0 | 0 | 0 | 0 | 0 | 0 | 0 |
| Disorderly Conduct | Male | 2 | 1 | 1 | 3 | 1 | 3 | 1 |
| | Female | 1 | 0 | 0 | 0 | 1 | 0 | 0 |
| Vagrancy | Male | 0 | 1 | 0 | 0 | 0 | 0 | 0 |
| | Female | 0 | 0 | 0 | 0 | 0 | 0 | 0 |
| All Other Offenses (Except Traffic) | Male | 399 | 297 | 231 | 136 | 138 | 97 | 50 |
| | Female | 114 | 86 | 70 | 51 | 51 | 23 | 10 |
| Suspicion | Male | 0 | 0 | 0 | 0 | 0 | 0 | 0 |
| | Female | 0 | 0 | 0 | 0 | 0 | 0 | 0 |
| Total Miscellaneous Violations: | | | | | | | | |
| | Male | 477 | 349 | 272 | 175 | 167 | 125 | 77 |
| | Female | 135 | 98 | 82 | 63 | 65 | 34 | 16 |

Human Trafficking:

| | | 25-29 | 30-34 | 35-39 | 40-44 | 45-49 | 50-54 | 55-59 |
|--|--------|--------------|--------------|--------------|--------------|--------------|--------------|--------------|
| Human Trafficking/ Commercial Sex Acts | Male | 0 | 0 | 0 | 0 | 0 | 0 | 0 |
| | Female | 0 | 0 | 0 | 0 | 0 | 0 | 0 |
| Human Trafficking/ Involuntary Servitude | Male | 0 | 0 | 0 | 0 | 0 | 0 | 0 |
| | Female | 0 | 0 | 0 | 0 | 0 | 0 | 0 |
| Total Human Trafficking Violations: | | | | | | | | |
| | Male | 0 | 0 | 0 | 0 | 0 | 0 | 0 |
| | Female | 0 | 0 | 0 | 0 | 0 | 0 | 0 |

2016 White Pine County Arrests - Adult
25 - 59 Years of Age

| Index Crime: | | 25-29 | 30-34 | 35-39 | 40-44 | 45-49 | 50-54 | 55-59 |
|--|--------|-------|-------|-------|-------|-------|-------|-------|
| Murder and Nonnegligent Manslaughter | Male | 0 | 0 | 0 | 0 | 0 | 0 | 0 |
| | Female | 0 | 0 | 0 | 0 | 0 | 0 | 0 |
| Manslaughter by Negligence | Male | 0 | 0 | 0 | 0 | 0 | 0 | 0 |
| | Female | 0 | 0 | 0 | 0 | 0 | 0 | 0 |
| Rape | Male | 0 | 0 | 0 | 0 | 1 | 0 | 0 |
| | Female | 0 | 0 | 0 | 0 | 0 | 0 | 0 |
| Robbery | Male | 0 | 0 | 0 | 0 | 0 | 0 | 0 |
| | Female | 0 | 0 | 0 | 0 | 0 | 0 | 0 |
| Aggravated Assault (Return A - 4a-d) | Male | 0 | 0 | 1 | 0 | 0 | 0 | 0 |
| | Female | 0 | 0 | 0 | 0 | 1 | 0 | 0 |
| Burglary - Breaking or Entering | Male | 2 | 0 | 0 | 0 | 0 | 1 | 0 |
| | Female | 0 | 1 | 0 | 0 | 0 | 0 | 0 |
| Larceny - Theft (Except Motor Vehicle Theft) | Male | 0 | 1 | 0 | 0 | 0 | 1 | 0 |
| | Female | 1 | 0 | 1 | 0 | 1 | 0 | 0 |
| Motor Vehicle Theft | Male | 0 | 1 | 0 | 0 | 0 | 0 | 0 |
| | Female | 0 | 0 | 0 | 0 | 0 | 0 | 0 |
| Arson | Male | 0 | 0 | 0 | 0 | 0 | 0 | 0 |
| | Female | 0 | 0 | 0 | 0 | 0 | 0 | 0 |
| Total Index Crimes Violations: Male | | 2 | 2 | 1 | 0 | 1 | 2 | 0 |
| Female | | 1 | 1 | 1 | 0 | 2 | 0 | 0 |

| Other Offenses: | | 25-29 | 30-34 | 35-39 | 40-44 | 45-49 | 50-54 | 55-59 |
|--|--------|-------|-------|-------|-------|-------|-------|-------|
| Other Assaults (Return A - 4e) | Male | 3 | 3 | 0 | 4 | 1 | 0 | 0 |
| | Female | 0 | 0 | 1 | 2 | 1 | 1 | 0 |
| Forgery and Counterfeiting | Male | 0 | 0 | 0 | 0 | 0 | 0 | 0 |
| | Female | 0 | 0 | 0 | 0 | 0 | 0 | 0 |
| Fraud | Male | 0 | 0 | 0 | 2 | 0 | 0 | 0 |
| | Female | 0 | 0 | 0 | 0 | 0 | 0 | 0 |
| Embezzlement | Male | 1 | 0 | 0 | 0 | 0 | 0 | 0 |
| | Female | 0 | 0 | 0 | 0 | 0 | 0 | 0 |
| Stolen Property; Buying, Receiving, Possessing | Male | 0 | 0 | 0 | 0 | 0 | 0 | 0 |
| | Female | 0 | 0 | 0 | 0 | 0 | 1 | 0 |
| Vandalism | Male | 0 | 0 | 0 | 0 | 0 | 0 | 0 |
| | Female | 1 | 0 | 0 | 0 | 0 | 0 | 0 |
| Weapons; Carrying, Possessing, etc. | Male | 0 | 0 | 0 | 0 | 0 | 0 | 0 |
| | Female | 0 | 0 | 0 | 0 | 0 | 0 | 0 |
| Total Other Offense Violations: Male | | 4 | 3 | 0 | 6 | 1 | 0 | 0 |
| Female | | 1 | 0 | 1 | 2 | 1 | 2 | 0 |

| Prostitution and Commercialized Vice: | | 25-29 | 30-34 | 35-39 | 40-44 | 45-49 | 50-54 | 55-59 |
|---|--------|-------|-------|-------|-------|-------|-------|-------|
| Prostitution | Male | 0 | 0 | 0 | 0 | 0 | 0 | 0 |
| | Female | 0 | 0 | 0 | 0 | 0 | 0 | 0 |
| Assisting or Promoting Prostitution | Male | 0 | 0 | 0 | 0 | 0 | 0 | 0 |
| | Female | 0 | 0 | 0 | 0 | 0 | 0 | 0 |
| Purchasing Prostitution | Male | 0 | 0 | 0 | 0 | 0 | 0 | 0 |
| | Female | 0 | 0 | 0 | 0 | 0 | 0 | 0 |
| Sex Offenses (Except Forcible Rape and Prostitution) | Male | 0 | 0 | 0 | 0 | 0 | 0 | 0 |
| | Female | 0 | 0 | 0 | 0 | 0 | 0 | 0 |
| Total Prostitution & Commercialized Vice Violations: Male | | 0 | 0 | 0 | 0 | 0 | 0 | 0 |
| Female | | 0 | 0 | 0 | 0 | 0 | 0 | 0 |

2016 White Pine County Arrests - Adult
25 - 59 Years of Age

Drug Abuse Violations:

| Sale/Manufacturing: | | 25-29 | 30-34 | 35-39 | 40-44 | 45-49 | 50-54 | 55-59 |
|--|--------|--------------|--------------|--------------|--------------|--------------|--------------|--------------|
| Opium or Cocaine and Their Derivatives (Morphine, Heroin, Codeine) | Male | 0 | 0 | 0 | 0 | 0 | 0 | 0 |
| | Female | 1 | 0 | 0 | 0 | 0 | 0 | 0 |
| Marijuana | Male | 0 | 0 | 0 | 0 | 0 | 0 | 0 |
| | Female | 0 | 0 | 0 | 0 | 1 | 0 | 0 |
| Synthetic Narcotics - Manufactured Narcotics Which Can Cause True Drug Addiction (Demerol, Methadones) | Male | 0 | 0 | 1 | 1 | 0 | 0 | 0 |
| | Female | 0 | 0 | 0 | 0 | 0 | 0 | 0 |
| Other - Dangerous Nonnarcotic Drugs (Barbiturates, Benzedrine) | Male | 0 | 0 | 0 | 0 | 0 | 0 | 0 |
| | Female | 0 | 0 | 0 | 0 | 0 | 0 | 0 |
| Possession: | | | | | | | | |
| Opium or Cocaine and Their Derivatives (Morphine, Heroin, Codeine) | Male | 0 | 0 | 0 | 0 | 0 | 0 | 0 |
| | Female | 0 | 0 | 0 | 0 | 0 | 0 | 0 |
| Marijuana | Male | 0 | 0 | 0 | 0 | 0 | 0 | 0 |
| | Female | 0 | 1 | 0 | 0 | 0 | 0 | 0 |
| Synthetic Narcotics - Manufactured Narcotics Which Can Cause True Drug Addiction (Demerol, Methadones) | Male | 2 | 5 | 1 | 5 | 1 | 1 | 0 |
| | Female | 4 | 2 | 3 | 4 | 1 | 1 | 0 |
| Other - Dangerous Nonnarcotic Drugs (Barbiturates, Benzedrine) | Male | 0 | 1 | 0 | 0 | 0 | 0 | 0 |
| | Female | 0 | 0 | 0 | 0 | 0 | 0 | 0 |
| Total Drug Abuse Violations: | | | | | | | | |
| | Male | 2 | 6 | 2 | 6 | 1 | 1 | 0 |
| | Female | 5 | 3 | 3 | 4 | 2 | 1 | 0 |

Gambling:

| | | 25-29 | 30-34 | 35-39 | 40-44 | 45-49 | 50-54 | 55-59 |
|-----------------------------------|--------|--------------|--------------|--------------|--------------|--------------|--------------|--------------|
| Bookmaking (Horse and Sport Book) | Male | 0 | 0 | 0 | 0 | 0 | 0 | 0 |
| | Female | 0 | 0 | 0 | 0 | 0 | 0 | 0 |
| Numbers and Lottery | Male | 0 | 0 | 0 | 0 | 0 | 0 | 0 |
| | Female | 0 | 0 | 0 | 0 | 0 | 0 | 0 |
| All Other Gambling | Male | 0 | 0 | 0 | 0 | 0 | 0 | 0 |
| | Female | 0 | 0 | 0 | 0 | 0 | 0 | 0 |
| Total Gambling Violations: | | | | | | | | |
| | Male | 0 | 0 | 0 | 0 | 0 | 0 | 0 |
| | Female | 0 | 0 | 0 | 0 | 0 | 0 | 0 |

Miscellaneous:

| | | 25-29 | 30-34 | 35-39 | 40-44 | 45-49 | 50-54 | 55-59 |
|--|--------|--------------|--------------|--------------|--------------|--------------|--------------|--------------|
| Offenses Against the Family and Children | Male | 2 | 1 | 0 | 1 | 0 | 0 | 0 |
| | Female | 0 | 0 | 1 | 1 | 1 | 0 | 0 |
| Driving Under the Influence | Male | 1 | 0 | 1 | 0 | 0 | 1 | 2 |
| | Female | 0 | 1 | 0 | 0 | 0 | 0 | 0 |
| Liquor Laws | Male | 0 | 0 | 0 | 0 | 0 | 0 | 0 |
| | Female | 0 | 0 | 0 | 0 | 0 | 0 | 0 |
| Drunkenness | Male | 0 | 3 | 2 | 1 | 1 | 0 | 0 |
| | Female | 0 | 0 | 0 | 0 | 0 | 0 | 1 |
| Disorderly Conduct | Male | 0 | 2 | 0 | 1 | 0 | 1 | 0 |
| | Female | 0 | 1 | 0 | 0 | 0 | 0 | 0 |
| Vagrancy | Male | 0 | 0 | 0 | 0 | 0 | 0 | 0 |
| | Female | 0 | 0 | 0 | 0 | 0 | 0 | 0 |
| All Other Offenses (Except Traffic) | Male | 24 | 26 | 20 | 9 | 9 | 10 | 5 |
| | Female | 15 | 8 | 7 | 9 | 4 | 2 | 3 |
| Suspicion | Male | 0 | 0 | 0 | 0 | 0 | 0 | 0 |
| | Female | 0 | 0 | 0 | 0 | 0 | 0 | 0 |
| Total Miscellaneous Violations: | | | | | | | | |
| | Male | 27 | 32 | 23 | 12 | 10 | 12 | 7 |
| | Female | 15 | 10 | 8 | 10 | 5 | 2 | 4 |

Human Trafficking:

| | | 25-29 | 30-34 | 35-39 | 40-44 | 45-49 | 50-54 | 55-59 |
|--|--------|--------------|--------------|--------------|--------------|--------------|--------------|--------------|
| Human Trafficking/ Commercial Sex Acts | Male | 0 | 0 | 0 | 0 | 0 | 0 | 0 |
| | Female | 0 | 0 | 0 | 0 | 0 | 0 | 0 |
| Human Trafficking/ Involuntary Servitude | Male | 0 | 0 | 0 | 0 | 0 | 0 | 0 |
| | Female | 0 | 0 | 0 | 0 | 0 | 0 | 0 |
| Total Human Trafficking Violations: | | | | | | | | |
| | Male | 0 | 0 | 0 | 0 | 0 | 0 | 0 |
| | Female | 0 | 0 | 0 | 0 | 0 | 0 | 0 |

2016 Statewide Agencies Total Arrests - Adult
25 - 59 Years of Age

| Index Crime: | | 25-29 | 30-34 | 35-39 | 40-44 | 45-49 | 50-54 | 55-59 |
|--|---------------|----------|----------|----------|----------|----------|----------|----------|
| Murder and Nonnegligent Manslaughter | Male | 0 | 0 | 0 | 0 | 0 | 2 | 0 |
| | Female | 0 | 0 | 0 | 0 | 0 | 0 | 0 |
| Manslaughter by Negligence | Male | 1 | 0 | 0 | 0 | 0 | 0 | 0 |
| | Female | 0 | 0 | 0 | 0 | 0 | 0 | 0 |
| Rape | Male | 0 | 0 | 0 | 0 | 0 | 0 | 0 |
| | Female | 0 | 0 | 0 | 0 | 0 | 0 | 0 |
| Robbery | Male | 1 | 1 | 0 | 0 | 0 | 0 | 0 |
| | Female | 0 | 0 | 0 | 0 | 0 | 0 | 0 |
| Aggravated Assault (Return A - 4a-d) | Male | 1 | 0 | 0 | 0 | 0 | 0 | 0 |
| | Female | 0 | 1 | 0 | 0 | 1 | 0 | 0 |
| Burglary - Breaking or Entering | Male | 2 | 0 | 0 | 1 | 0 | 0 | 0 |
| | Female | 0 | 0 | 0 | 1 | 0 | 0 | 0 |
| Larceny - Theft (Except Motor Vehicle Theft) | Male | 0 | 0 | 0 | 0 | 0 | 0 | 0 |
| | Female | 0 | 1 | 1 | 0 | 0 | 0 | 0 |
| Motor Vehicle Theft | Male | 0 | 4 | 4 | 0 | 1 | 1 | 0 |
| | Female | 1 | 0 | 0 | 0 | 0 | 0 | 1 |
| Arson | Male | 0 | 0 | 0 | 0 | 0 | 0 | 0 |
| | Female | 0 | 0 | 0 | 0 | 0 | 0 | 0 |
| Total Index Crimes Violations: | | | | | | | | |
| | Male | 5 | 5 | 4 | 1 | 1 | 3 | 0 |
| | Female | 1 | 2 | 1 | 1 | 1 | 0 | 1 |

| Other Offenses: | | 25-29 | 30-34 | 35-39 | 40-44 | 45-49 | 50-54 | 55-59 |
|--|---------------|-----------|-----------|-----------|-----------|----------|----------|----------|
| Other Assaults (Return A - 4e) | Male | 1 | 1 | 3 | 0 | 1 | 2 | 1 |
| | Female | 0 | 2 | 0 | 1 | 0 | 0 | 0 |
| Forgery and Counterfeiting | Male | 1 | 2 | 0 | 0 | 0 | 0 | 0 |
| | Female | 0 | 1 | 0 | 2 | 0 | 0 | 0 |
| Fraud | Male | 13 | 10 | 9 | 4 | 4 | 0 | 2 |
| | Female | 6 | 10 | 2 | 2 | 3 | 0 | 0 |
| Embezzlement | Male | 1 | 0 | 1 | 0 | 0 | 0 | 0 |
| | Female | 0 | 0 | 0 | 0 | 1 | 0 | 0 |
| Stolen Property; Buying, Receiving, Possessing | Male | 0 | 0 | 0 | 0 | 0 | 0 | 0 |
| | Female | 0 | 0 | 0 | 0 | 0 | 0 | 0 |
| Vandalism | Male | 2 | 2 | 3 | 1 | 1 | 0 | 0 |
| | Female | 0 | 0 | 0 | 0 | 0 | 0 | 0 |
| Weapons; Carrying, Possessing, etc. | Male | 17 | 21 | 5 | 8 | 0 | 4 | 5 |
| | Female | 2 | 2 | 4 | 1 | 0 | 2 | 0 |
| Total Other Offense Violations: | | | | | | | | |
| | Male | 35 | 36 | 21 | 13 | 6 | 6 | 8 |
| | Female | 8 | 15 | 6 | 6 | 4 | 2 | 0 |

| Prostitution and Commercialized Vice: | | 25-29 | 30-34 | 35-39 | 40-44 | 45-49 | 50-54 | 55-59 |
|---|---------------|----------|----------|----------|----------|----------|----------|----------|
| Prostitution | Male | 1 | 2 | 0 | 0 | 0 | 0 | 1 |
| | Female | 1 | 2 | 0 | 0 | 0 | 1 | 0 |
| Assisting or Promoting Prostitution | Male | 0 | 0 | 0 | 0 | 0 | 0 | 0 |
| | Female | 0 | 0 | 0 | 0 | 0 | 0 | 0 |
| Purchasing Prostitution | Male | 1 | 0 | 0 | 0 | 0 | 0 | 0 |
| | Female | 0 | 0 | 0 | 0 | 0 | 0 | 0 |
| Sex Offenses (Except Forcible Rape and Prostitution) | Male | 1 | 0 | 1 | 1 | 1 | 0 | 0 |
| | Female | 1 | 1 | 0 | 0 | 0 | 1 | 0 |
| Total Prostitution & Commercialized Vice Violations: | | | | | | | | |
| | Male | 3 | 2 | 1 | 1 | 1 | 0 | 1 |
| | Female | 2 | 3 | 0 | 0 | 0 | 2 | 0 |

2016 Statewide Agencies Total Arrests - Adult
25 - 59 Years of Age

Drug Abuse Violations:

| Sale/Manufacturing: | | 25-29 | 30-34 | 35-39 | 40-44 | 45-49 | 50-54 | 55-59 |
|--|--------|--------------|--------------|--------------|--------------|--------------|--------------|--------------|
| Opium or Cocaine and Their Derivatives (Morphine, Heroin, Codeine) | Male | 0 | 0 | 0 | 0 | 0 | 0 | 0 |
| | Female | 0 | 0 | 0 | 0 | 0 | 0 | 0 |
| Marijuana | Male | 0 | 2 | 0 | 1 | 0 | 1 | 0 |
| | Female | 0 | 0 | 0 | 0 | 1 | 0 | 1 |
| Synthetic Narcotics - Manufactured Narcotics Which Can Cause True Drug Addiction (Demerol, Methadones) | Male | 11 | 9 | 9 | 6 | 4 | 8 | 6 |
| | Female | 6 | 4 | 5 | 3 | 4 | 1 | 1 |
| Other - Dangerous Nonnarcotic Drugs (Barbiturates, Benzedrine) | Male | 1 | 0 | 1 | 0 | 0 | 0 | 0 |
| | Female | 0 | 0 | 0 | 0 | 0 | 0 | 0 |
| Possession: | | | | | | | | |
| Opium or Cocaine and Their Derivatives (Morphine, Heroin, Codeine) | Male | 1 | 0 | 0 | 0 | 0 | 0 | 0 |
| | Female | 0 | 0 | 0 | 0 | 0 | 0 | 0 |
| Marijuana | Male | 101 | 57 | 42 | 27 | 14 | 22 | 8 |
| | Female | 36 | 18 | 11 | 6 | 7 | 2 | 2 |
| Synthetic Narcotics - Manufactured Narcotics Which Can Cause True Drug Addiction (Demerol, Methadones) | Male | 12 | 11 | 7 | 6 | 2 | 3 | 1 |
| | Female | 7 | 8 | 8 | 7 | 1 | 3 | 0 |
| Other - Dangerous Nonnarcotic Drugs (Barbiturates, Benzedrine) | Male | 4 | 1 | 2 | 0 | 2 | 1 | 1 |
| | Female | 0 | 2 | 0 | 1 | 0 | 0 | 0 |
| Total Drug Abuse Violations: | | | | | | | | |
| | Male | 130 | 80 | 61 | 40 | 22 | 35 | 16 |
| | Female | 49 | 32 | 24 | 17 | 13 | 6 | 4 |

Gambling:

| | | 25-29 | 30-34 | 35-39 | 40-44 | 45-49 | 50-54 | 55-59 |
|-----------------------------------|--------|--------------|--------------|--------------|--------------|--------------|--------------|--------------|
| Bookmaking (Horse and Sport Book) | Male | 0 | 0 | 0 | 0 | 0 | 0 | 0 |
| | Female | 0 | 0 | 0 | 0 | 0 | 0 | 0 |
| Numbers and Lottery | Male | 0 | 0 | 0 | 0 | 0 | 0 | 0 |
| | Female | 0 | 0 | 0 | 0 | 0 | 0 | 0 |
| All Other Gambling | Male | 0 | 0 | 0 | 0 | 0 | 0 | 0 |
| | Female | 0 | 0 | 0 | 0 | 0 | 0 | 0 |
| Total Gambling Violations: | | | | | | | | |
| | Male | 0 | 0 | 0 | 0 | 0 | 0 | 0 |
| | Female | 0 | 0 | 0 | 0 | 0 | 0 | 0 |

Miscellaneous:

| | | 25-29 | 30-34 | 35-39 | 40-44 | 45-49 | 50-54 | 55-59 |
|--|--------|--------------|--------------|--------------|--------------|--------------|--------------|--------------|
| Offenses Against the Family and Children | Male | 3 | 10 | 8 | 2 | 2 | 2 | 1 |
| | Female | 8 | 5 | 4 | 0 | 3 | 0 | 0 |
| Driving Under the Influence | Male | 419 | 312 | 225 | 184 | 155 | 95 | 77 |
| | Female | 176 | 130 | 80 | 49 | 48 | 48 | 32 |
| Liquor Laws | Male | 3 | 3 | 4 | 1 | 3 | 2 | 0 |
| | Female | 0 | 2 | 1 | 0 | 0 | 0 | 0 |
| Drunkenness | Male | 4 | 2 | 1 | 2 | 1 | 1 | 1 |
| | Female | 2 | 2 | 1 | 1 | 0 | 1 | 0 |
| Disorderly Conduct | Male | 3 | 1 | 4 | 0 | 4 | 1 | 1 |
| | Female | 0 | 1 | 0 | 0 | 1 | 0 | 0 |
| Vagrancy | Male | 0 | 0 | 0 | 0 | 1 | 0 | 0 |
| | Female | 0 | 0 | 0 | 0 | 0 | 0 | 0 |
| All Other Offenses (Except Traffic) | Male | 412 | 283 | 195 | 119 | 98 | 84 | 55 |
| | Female | 166 | 134 | 76 | 64 | 35 | 30 | 8 |
| Suspicion | Male | 0 | 0 | 0 | 0 | 0 | 0 | 0 |
| | Female | 0 | 0 | 0 | 0 | 0 | 0 | 0 |
| Total Miscellaneous Violations: | | | | | | | | |
| | Male | 844 | 611 | 437 | 308 | 264 | 185 | 135 |
| | Female | 352 | 274 | 162 | 114 | 87 | 79 | 40 |

Human Trafficking:

| | | 25-29 | 30-34 | 35-39 | 40-44 | 45-49 | 50-54 | 55-59 |
|--|--------|--------------|--------------|--------------|--------------|--------------|--------------|--------------|
| Human Trafficking/ Commercial Sex Acts | Male | 0 | 0 | 0 | 0 | 0 | 0 | 0 |
| | Female | 0 | 0 | 0 | 0 | 0 | 0 | 0 |
| Human Trafficking/ Involuntary Servitude | Male | 0 | 0 | 0 | 0 | 0 | 0 | 0 |
| | Female | 0 | 0 | 0 | 0 | 0 | 0 | 0 |
| Total Human Trafficking Violations: | | | | | | | | |
| | Male | 0 | 0 | 0 | 0 | 0 | 0 | 0 |
| | Female | 0 | 0 | 0 | 0 | 0 | 0 | 0 |

2016 DPS - Capitol Police Arrests - Adult
25 - 59 Years of Age

| Index Crime: | | 25-29 | 30-34 | 35-39 | 40-44 | 45-49 | 50-54 | 55-59 |
|--|--------|-------|-------|-------|-------|-------|-------|-------|
| Murder and Nonnegligent Manslaughter | Male | 0 | 0 | 0 | 0 | 0 | 0 | 0 |
| | Female | 0 | 0 | 0 | 0 | 0 | 0 | 0 |
| Manslaughter by Negligence | Male | 0 | 0 | 0 | 0 | 0 | 0 | 0 |
| | Female | 0 | 0 | 0 | 0 | 0 | 0 | 0 |
| Rape | Male | 0 | 0 | 0 | 0 | 0 | 0 | 0 |
| | Female | 0 | 0 | 0 | 0 | 0 | 0 | 0 |
| Robbery | Male | 0 | 0 | 0 | 0 | 0 | 0 | 0 |
| | Female | 0 | 0 | 0 | 0 | 0 | 0 | 0 |
| Aggravated Assault (Return A - 4a-d) | Male | 0 | 0 | 0 | 0 | 0 | 0 | 0 |
| | Female | 0 | 0 | 0 | 0 | 0 | 0 | 0 |
| Burglary - Breaking or Entering | Male | 0 | 0 | 0 | 0 | 0 | 0 | 0 |
| | Female | 0 | 0 | 0 | 0 | 0 | 0 | 0 |
| Larceny - Theft (Except Motor Vehicle Theft) | Male | 0 | 0 | 0 | 0 | 0 | 0 | 0 |
| | Female | 0 | 0 | 0 | 0 | 0 | 0 | 0 |
| Motor Vehicle Theft | Male | 0 | 0 | 0 | 0 | 0 | 0 | 0 |
| | Female | 0 | 0 | 0 | 0 | 0 | 0 | 0 |
| Arson | Male | 0 | 0 | 0 | 0 | 0 | 0 | 0 |
| | Female | 0 | 0 | 0 | 0 | 0 | 0 | 0 |
| Total Index Crimes Violations: Male | | 0 | 0 | 0 | 0 | 0 | 0 | 0 |
| Female | | 0 | 0 | 0 | 0 | 0 | 0 | 0 |

| Other Offenses: | | 25-29 | 30-34 | 35-39 | 40-44 | 45-49 | 50-54 | 55-59 |
|--|--------|-------|-------|-------|-------|-------|-------|-------|
| Other Assaults (Return A - 4e) | Male | 0 | 1 | 0 | 0 | 0 | 0 | 0 |
| | Female | 0 | 0 | 0 | 0 | 0 | 0 | 0 |
| Forgery and Counterfeiting | Male | 0 | 0 | 0 | 0 | 0 | 0 | 0 |
| | Female | 0 | 0 | 0 | 0 | 0 | 0 | 0 |
| Fraud | Male | 0 | 0 | 0 | 0 | 1 | 0 | 0 |
| | Female | 0 | 0 | 0 | 0 | 1 | 0 | 0 |
| Embezzlement | Male | 0 | 0 | 0 | 0 | 0 | 0 | 0 |
| | Female | 0 | 0 | 0 | 0 | 0 | 0 | 0 |
| Stolen Property; Buying, Receiving, Possessing | Male | 0 | 0 | 0 | 0 | 0 | 0 | 0 |
| | Female | 0 | 0 | 0 | 0 | 0 | 0 | 0 |
| Vandalism | Male | 0 | 0 | 1 | 0 | 0 | 0 | 0 |
| | Female | 0 | 0 | 0 | 0 | 0 | 0 | 0 |
| Weapons; Carrying, Possessing, etc. | Male | 0 | 0 | 0 | 0 | 0 | 0 | 0 |
| | Female | 0 | 0 | 0 | 0 | 0 | 0 | 0 |
| Total Other Offense Violations: Male | | 0 | 1 | 1 | 0 | 1 | 0 | 0 |
| Female | | 0 | 0 | 0 | 0 | 1 | 0 | 0 |

| Prostitution and Commercialized Vice: | | 25-29 | 30-34 | 35-39 | 40-44 | 45-49 | 50-54 | 55-59 |
|---|--------|-------|-------|-------|-------|-------|-------|-------|
| Prostitution | Male | 0 | 0 | 0 | 0 | 0 | 0 | 0 |
| | Female | 0 | 0 | 0 | 0 | 0 | 0 | 0 |
| Assisting or Promoting Prostitution | Male | 0 | 0 | 0 | 0 | 0 | 0 | 0 |
| | Female | 0 | 0 | 0 | 0 | 0 | 0 | 0 |
| Purchasing Prostitution | Male | 0 | 0 | 0 | 0 | 0 | 0 | 0 |
| | Female | 0 | 0 | 0 | 0 | 0 | 0 | 0 |
| Sex Offenses (Except Forcible Rape and Prostitution) | Male | 0 | 0 | 0 | 0 | 0 | 0 | 0 |
| | Female | 0 | 0 | 0 | 0 | 0 | 0 | 0 |
| Total Prostitution & Commercialized Vice Violations: Male | | 0 | 0 | 0 | 0 | 0 | 0 | 0 |
| Female | | 0 | 0 | 0 | 0 | 0 | 0 | 0 |

2016 DPS - Capitol Police Arrests - Adult
25 - 59 Years of Age

Drug Abuse Violations:

| Sale/Manufacturing: | | 25-29 | 30-34 | 35-39 | 40-44 | 45-49 | 50-54 | 55-59 |
|--|--------|--------------|--------------|--------------|--------------|--------------|--------------|--------------|
| Opium or Cocaine and Their Derivatives (Morphine, Heroin, Codeine) | Male | 0 | 0 | 0 | 0 | 0 | 0 | 0 |
| | Female | 0 | 0 | 0 | 0 | 0 | 0 | 0 |
| Marijuana | Male | 0 | 0 | 0 | 0 | 0 | 0 | 0 |
| | Female | 0 | 0 | 0 | 0 | 0 | 0 | 0 |
| Synthetic Narcotics - Manufactured Narcotics Which Can Cause True Drug Addiction (Demerol, Methadones) | Male | 0 | 0 | 0 | 0 | 0 | 0 | 0 |
| | Female | 0 | 0 | 0 | 0 | 0 | 0 | 0 |
| Other - Dangerous Nonnarcotic Drugs (Barbiturates, Benzedrine) | Male | 0 | 0 | 0 | 0 | 0 | 0 | 0 |
| | Female | 0 | 0 | 0 | 0 | 0 | 0 | 0 |
| Possession: | | | | | | | | |
| Opium or Cocaine and Their Derivatives (Morphine, Heroin, Codeine) | Male | 0 | 0 | 0 | 0 | 0 | 0 | 0 |
| | Female | 0 | 0 | 0 | 0 | 0 | 0 | 0 |
| Marijuana | Male | 0 | 0 | 0 | 0 | 0 | 0 | 0 |
| | Female | 0 | 0 | 0 | 0 | 0 | 0 | 0 |
| Synthetic Narcotics - Manufactured Narcotics Which Can Cause True Drug Addiction (Demerol, Methadones) | Male | 0 | 0 | 0 | 0 | 0 | 0 | 0 |
| | Female | 0 | 0 | 0 | 0 | 0 | 0 | 0 |
| Other - Dangerous Nonnarcotic Drugs (Barbiturates, Benzedrine) | Male | 0 | 0 | 0 | 0 | 0 | 0 | 0 |
| | Female | 0 | 0 | 0 | 0 | 0 | 0 | 0 |
| Total Drug Abuse Violations: | | | | | | | | |
| | Male | 0 | 0 | 0 | 0 | 0 | 0 | 0 |
| | Female | 0 | 0 | 0 | 0 | 0 | 0 | 0 |

Gambling:

| | | 25-29 | 30-34 | 35-39 | 40-44 | 45-49 | 50-54 | 55-59 |
|-----------------------------------|--------|--------------|--------------|--------------|--------------|--------------|--------------|--------------|
| Bookmaking (Horse and Sport Book) | Male | 0 | 0 | 0 | 0 | 0 | 0 | 0 |
| | Female | 0 | 0 | 0 | 0 | 0 | 0 | 0 |
| Numbers and Lottery | Male | 0 | 0 | 0 | 0 | 0 | 0 | 0 |
| | Female | 0 | 0 | 0 | 0 | 0 | 0 | 0 |
| All Other Gambling | Male | 0 | 0 | 0 | 0 | 0 | 0 | 0 |
| | Female | 0 | 0 | 0 | 0 | 0 | 0 | 0 |
| Total Gambling Violations: | | | | | | | | |
| | Male | 0 | 0 | 0 | 0 | 0 | 0 | 0 |
| | Female | 0 | 0 | 0 | 0 | 0 | 0 | 0 |

Miscellaneous:

| | | 25-29 | 30-34 | 35-39 | 40-44 | 45-49 | 50-54 | 55-59 |
|--|--------|--------------|--------------|--------------|--------------|--------------|--------------|--------------|
| Offenses Against the Family and Children | Male | 0 | 0 | 0 | 0 | 0 | 0 | 0 |
| | Female | 0 | 0 | 0 | 0 | 0 | 0 | 0 |
| Driving Under the Influence | Male | 0 | 0 | 0 | 0 | 0 | 0 | 0 |
| | Female | 0 | 0 | 0 | 0 | 0 | 0 | 0 |
| Liquor Laws | Male | 0 | 0 | 0 | 0 | 0 | 0 | 0 |
| | Female | 0 | 0 | 0 | 0 | 0 | 0 | 0 |
| Drunkenness | Male | 0 | 0 | 0 | 0 | 0 | 0 | 0 |
| | Female | 0 | 0 | 0 | 0 | 0 | 0 | 0 |
| Disorderly Conduct | Male | 0 | 0 | 2 | 0 | 1 | 1 | 1 |
| | Female | 0 | 0 | 0 | 0 | 0 | 0 | 0 |
| Vagrancy | Male | 0 | 0 | 0 | 0 | 1 | 0 | 0 |
| | Female | 0 | 0 | 0 | 0 | 0 | 0 | 0 |
| All Other Offenses (Except Traffic) | Male | 0 | 4 | 0 | 0 | 0 | 1 | 1 |
| | Female | 0 | 0 | 0 | 0 | 0 | 0 | 0 |
| Suspicion | Male | 0 | 0 | 0 | 0 | 0 | 0 | 0 |
| | Female | 0 | 0 | 0 | 0 | 0 | 0 | 0 |
| Total Miscellaneous Violations: | | | | | | | | |
| | Male | 0 | 4 | 2 | 0 | 2 | 2 | 2 |
| | Female | 0 | 0 | 0 | 0 | 0 | 0 | 0 |

Human Trafficking:

| | | 25-29 | 30-34 | 35-39 | 40-44 | 45-49 | 50-54 | 55-59 |
|--|--------|--------------|--------------|--------------|--------------|--------------|--------------|--------------|
| Human Trafficking/ Commercial Sex Acts | Male | 0 | 0 | 0 | 0 | 0 | 0 | 0 |
| | Female | 0 | 0 | 0 | 0 | 0 | 0 | 0 |
| Human Trafficking/ Involuntary Servitude | Male | 0 | 0 | 0 | 0 | 0 | 0 | 0 |
| | Female | 0 | 0 | 0 | 0 | 0 | 0 | 0 |
| Total Human Trafficking Violations: | | | | | | | | |
| | Male | 0 | 0 | 0 | 0 | 0 | 0 | 0 |
| | Female | 0 | 0 | 0 | 0 | 0 | 0 | 0 |

2016 DPS - NDI Arrests - Adult
25 - 59 Years of Age

| Index Crime: | | 25-29 | 30-34 | 35-39 | 40-44 | 45-49 | 50-54 | 55-59 |
|--|--------|-------|-------|-------|-------|-------|-------|-------|
| Murder and Nonnegligent Manslaughter | Male | 0 | 0 | 0 | 0 | 0 | 2 | 0 |
| | Female | 0 | 0 | 0 | 0 | 0 | 0 | 0 |
| Manslaughter by Negligence | Male | 0 | 0 | 0 | 0 | 0 | 0 | 0 |
| | Female | 0 | 0 | 0 | 0 | 0 | 0 | 0 |
| Rape | Male | 0 | 0 | 0 | 0 | 0 | 0 | 0 |
| | Female | 0 | 0 | 0 | 0 | 0 | 0 | 0 |
| Robbery | Male | 1 | 1 | 0 | 0 | 0 | 0 | 0 |
| | Female | 0 | 0 | 0 | 0 | 0 | 0 | 0 |
| Aggravated Assault (Return A - 4a-d) | Male | 0 | 0 | 0 | 0 | 0 | 0 | 0 |
| | Female | 0 | 1 | 0 | 0 | 0 | 0 | 0 |
| Burglary - Breaking or Entering | Male | 2 | 0 | 0 | 1 | 0 | 0 | 0 |
| | Female | 0 | 0 | 0 | 1 | 0 | 0 | 0 |
| Larceny - Theft (Except Motor Vehicle Theft) | Male | 0 | 0 | 0 | 0 | 0 | 0 | 0 |
| | Female | 0 | 0 | 0 | 0 | 0 | 0 | 0 |
| Motor Vehicle Theft | Male | 0 | 4 | 4 | 0 | 1 | 1 | 0 |
| | Female | 1 | 0 | 0 | 0 | 0 | 0 | 0 |
| Arson | Male | 0 | 0 | 0 | 0 | 0 | 0 | 0 |
| | Female | 0 | 0 | 0 | 0 | 0 | 0 | 0 |
| Total Index Crimes Violations: Male | | 3 | 5 | 4 | 1 | 1 | 3 | 0 |
| Female | | 1 | 1 | 0 | 1 | 0 | 0 | 0 |

| Other Offenses: | | 25-29 | 30-34 | 35-39 | 40-44 | 45-49 | 50-54 | 55-59 |
|--|--------|-------|-------|-------|-------|-------|-------|-------|
| Other Assaults (Return A - 4e) | Male | 0 | 0 | 0 | 0 | 0 | 0 | 0 |
| | Female | 0 | 1 | 0 | 0 | 0 | 0 | 0 |
| Forgery and Counterfeiting | Male | 1 | 1 | 0 | 0 | 0 | 0 | 0 |
| | Female | 0 | 1 | 0 | 2 | 0 | 0 | 0 |
| Fraud | Male | 3 | 3 | 1 | 1 | 0 | 0 | 0 |
| | Female | 2 | 1 | 0 | 1 | 0 | 0 | 0 |
| Embezzlement | Male | 1 | 0 | 0 | 0 | 0 | 0 | 0 |
| | Female | 0 | 0 | 0 | 0 | 0 | 0 | 0 |
| Stolen Property; Buying, Receiving, Possessing | Male | 0 | 0 | 0 | 0 | 0 | 0 | 0 |
| | Female | 0 | 0 | 0 | 0 | 0 | 0 | 0 |
| Vandalism | Male | 0 | 0 | 0 | 0 | 0 | 0 | 0 |
| | Female | 0 | 0 | 0 | 0 | 0 | 0 | 0 |
| Weapons; Carrying, Possessing, etc. | Male | 0 | 2 | 1 | 3 | 0 | 1 | 1 |
| | Female | 0 | 1 | 0 | 0 | 0 | 1 | 0 |
| Total Other Offense Violations: Male | | 5 | 6 | 2 | 4 | 0 | 1 | 1 |
| Female | | 2 | 4 | 0 | 3 | 0 | 1 | 0 |

| Prostitution and Commercialized Vice: | | 25-29 | 30-34 | 35-39 | 40-44 | 45-49 | 50-54 | 55-59 |
|---|--------|-------|-------|-------|-------|-------|-------|-------|
| Prostitution | Male | 0 | 2 | 0 | 0 | 0 | 0 | 0 |
| | Female | 0 | 1 | 0 | 0 | 0 | 1 | 0 |
| Assisting or Promoting Prostitution | Male | 0 | 0 | 0 | 0 | 0 | 0 | 0 |
| | Female | 0 | 0 | 0 | 0 | 0 | 0 | 0 |
| Purchasing Prostitution | Male | 1 | 0 | 0 | 0 | 0 | 0 | 0 |
| | Female | 0 | 0 | 0 | 0 | 0 | 0 | 0 |
| Sex Offenses (Except Forcible Rape and Prostitution) | Male | 0 | 0 | 0 | 0 | 0 | 0 | 0 |
| | Female | 0 | 0 | 0 | 0 | 0 | 0 | 0 |
| Total Prostitution & Commercialized Vice Violations: Male | | 1 | 2 | 0 | 0 | 0 | 0 | 0 |
| Female | | 0 | 1 | 0 | 0 | 0 | 1 | 0 |

2016 DPS - NDI Arrests - Adult
25 - 59 Years of Age

Drug Abuse Violations:

| Sale/Manufacturing: | | 25-29 | 30-34 | 35-39 | 40-44 | 45-49 | 50-54 | 55-59 |
|--|--------|--------------|--------------|--------------|--------------|--------------|--------------|--------------|
| Opium or Cocaine and Their Derivatives (Morphine, Heroin, Codeine) | Male | 0 | 0 | 0 | 0 | 0 | 0 | 0 |
| | Female | 0 | 0 | 0 | 0 | 0 | 0 | 0 |
| Marijuana | Male | 0 | 0 | 0 | 0 | 0 | 0 | 0 |
| | Female | 0 | 0 | 0 | 0 | 0 | 0 | 1 |
| Synthetic Narcotics - Manufactured Narcotics Which Can Cause True Drug Addiction (Demerol, Methadones) | Male | 10 | 6 | 9 | 4 | 4 | 8 | 5 |
| | Female | 6 | 3 | 5 | 2 | 2 | 1 | 1 |
| Other - Dangerous Nonnarcotic Drugs (Barbiturates, Benzedrine) | Male | 1 | 0 | 0 | 0 | 0 | 0 | 0 |
| | Female | 0 | 0 | 0 | 0 | 0 | 0 | 0 |
| Possession: | | | | | | | | |
| Opium or Cocaine and Their Derivatives (Morphine, Heroin, Codeine) | Male | 1 | 0 | 0 | 0 | 0 | 0 | 0 |
| | Female | 0 | 0 | 0 | 0 | 0 | 0 | 0 |
| Marijuana | Male | 8 | 3 | 2 | 0 | 2 | 2 | 1 |
| | Female | 5 | 0 | 0 | 3 | 0 | 1 | 1 |
| Synthetic Narcotics - Manufactured Narcotics Which Can Cause True Drug Addiction (Demerol, Methadones) | Male | 5 | 5 | 5 | 3 | 2 | 1 | 0 |
| | Female | 5 | 4 | 7 | 6 | 1 | 2 | 0 |
| Other - Dangerous Nonnarcotic Drugs (Barbiturates, Benzedrine) | Male | 2 | 1 | 0 | 0 | 2 | 0 | 0 |
| | Female | 0 | 1 | 0 | 1 | 0 | 0 | 0 |
| Total Drug Abuse Violations: | | | | | | | | |
| | Male | 27 | 15 | 16 | 7 | 10 | 11 | 6 |
| | Female | 16 | 8 | 12 | 12 | 3 | 4 | 3 |

Gambling:

| | | 25-29 | 30-34 | 35-39 | 40-44 | 45-49 | 50-54 | 55-59 |
|-----------------------------------|--------|--------------|--------------|--------------|--------------|--------------|--------------|--------------|
| Bookmaking (Horse and Sport Book) | Male | 0 | 0 | 0 | 0 | 0 | 0 | 0 |
| | Female | 0 | 0 | 0 | 0 | 0 | 0 | 0 |
| Numbers and Lottery | Male | 0 | 0 | 0 | 0 | 0 | 0 | 0 |
| | Female | 0 | 0 | 0 | 0 | 0 | 0 | 0 |
| All Other Gambling | Male | 0 | 0 | 0 | 0 | 0 | 0 | 0 |
| | Female | 0 | 0 | 0 | 0 | 0 | 0 | 0 |
| Total Gambling Violations: | | | | | | | | |
| | Male | 0 | 0 | 0 | 0 | 0 | 0 | 0 |
| | Female | 0 | 0 | 0 | 0 | 0 | 0 | 0 |

Miscellaneous:

| | | 25-29 | 30-34 | 35-39 | 40-44 | 45-49 | 50-54 | 55-59 |
|--|--------|--------------|--------------|--------------|--------------|--------------|--------------|--------------|
| Offenses Against the Family and Children | Male | 0 | 3 | 0 | 0 | 0 | 0 | 0 |
| | Female | 0 | 0 | 0 | 0 | 0 | 0 | 0 |
| Driving Under the Influence | Male | 1 | 0 | 0 | 0 | 0 | 0 | 0 |
| | Female | 0 | 0 | 0 | 0 | 0 | 0 | 0 |
| Liquor Laws | Male | 0 | 0 | 0 | 0 | 0 | 0 | 0 |
| | Female | 0 | 0 | 0 | 0 | 0 | 0 | 0 |
| Drunkenness | Male | 0 | 0 | 0 | 0 | 0 | 1 | 0 |
| | Female | 1 | 1 | 0 | 0 | 0 | 0 | 0 |
| Disorderly Conduct | Male | 2 | 1 | 0 | 0 | 1 | 0 | 0 |
| | Female | 0 | 0 | 0 | 0 | 0 | 0 | 0 |
| Vagrancy | Male | 0 | 0 | 0 | 0 | 0 | 0 | 0 |
| | Female | 0 | 0 | 0 | 0 | 0 | 0 | 0 |
| All Other Offenses (Except Traffic) | Male | 16 | 13 | 6 | 5 | 4 | 6 | 2 |
| | Female | 10 | 8 | 4 | 4 | 1 | 3 | 0 |
| Suspicion | Male | 0 | 0 | 0 | 0 | 0 | 0 | 0 |
| | Female | 0 | 0 | 0 | 0 | 0 | 0 | 0 |
| Total Miscellaneous Violations: | | | | | | | | |
| | Male | 19 | 17 | 6 | 5 | 5 | 7 | 2 |
| | Female | 11 | 9 | 4 | 4 | 1 | 3 | 0 |

Human Trafficking:

| | | 25-29 | 30-34 | 35-39 | 40-44 | 45-49 | 50-54 | 55-59 |
|--|--------|--------------|--------------|--------------|--------------|--------------|--------------|--------------|
| Human Trafficking/ Commercial Sex Acts | Male | 0 | 0 | 0 | 0 | 0 | 0 | 0 |
| | Female | 0 | 0 | 0 | 0 | 0 | 0 | 0 |
| Human Trafficking/ Involuntary Servitude | Male | 0 | 0 | 0 | 0 | 0 | 0 | 0 |
| | Female | 0 | 0 | 0 | 0 | 0 | 0 | 0 |
| Total Human Trafficking Violations: | | | | | | | | |
| | Male | 0 | 0 | 0 | 0 | 0 | 0 | 0 |
| | Female | 0 | 0 | 0 | 0 | 0 | 0 | 0 |

2016 NHP - Northeastern Command Arrests - Adult
25 - 59 Years of Age

| Index Crime: | | 25-29 | 30-34 | 35-39 | 40-44 | 45-49 | 50-54 | 55-59 |
|--|--------|-------|-------|-------|-------|-------|-------|-------|
| Murder and Nonnegligent Manslaughter | Male | 0 | 0 | 0 | 0 | 0 | 0 | 0 |
| | Female | 0 | 0 | 0 | 0 | 0 | 0 | 0 |
| Manslaughter by Negligence | Male | 0 | 0 | 0 | 0 | 0 | 0 | 0 |
| | Female | 0 | 0 | 0 | 0 | 0 | 0 | 0 |
| Rape | Male | 0 | 0 | 0 | 0 | 0 | 0 | 0 |
| | Female | 0 | 0 | 0 | 0 | 0 | 0 | 0 |
| Robbery | Male | 0 | 0 | 0 | 0 | 0 | 0 | 0 |
| | Female | 0 | 0 | 0 | 0 | 0 | 0 | 0 |
| Aggravated Assault (Return A - 4a-d) | Male | 0 | 0 | 0 | 0 | 0 | 0 | 0 |
| | Female | 0 | 0 | 0 | 0 | 0 | 0 | 0 |
| Burglary - Breaking or Entering | Male | 0 | 0 | 0 | 0 | 0 | 0 | 0 |
| | Female | 0 | 0 | 0 | 0 | 0 | 0 | 0 |
| Larceny - Theft (Except Motor Vehicle Theft) | Male | 0 | 0 | 0 | 0 | 0 | 0 | 0 |
| | Female | 0 | 0 | 0 | 0 | 0 | 0 | 0 |
| Motor Vehicle Theft | Male | 0 | 0 | 0 | 0 | 0 | 0 | 0 |
| | Female | 0 | 0 | 0 | 0 | 0 | 0 | 1 |
| Arson | Male | 0 | 0 | 0 | 0 | 0 | 0 | 0 |
| | Female | 0 | 0 | 0 | 0 | 0 | 0 | 0 |
| Total Index Crimes Violations: | | | | | | | | |
| | Male | 0 | 0 | 0 | 0 | 0 | 0 | 0 |
| | Female | 0 | 0 | 0 | 0 | 0 | 0 | 1 |

| Other Offenses: | | 25-29 | 30-34 | 35-39 | 40-44 | 45-49 | 50-54 | 55-59 |
|--|--------|-------|-------|-------|-------|-------|-------|-------|
| Other Assaults (Return A - 4e) | Male | 0 | 0 | 1 | 0 | 1 | 0 | 0 |
| | Female | 0 | 0 | 0 | 0 | 0 | 0 | 0 |
| Forgery and Counterfeiting | Male | 0 | 0 | 0 | 0 | 0 | 0 | 0 |
| | Female | 0 | 0 | 0 | 0 | 0 | 0 | 0 |
| Fraud | Male | 1 | 2 | 2 | 0 | 0 | 0 | 0 |
| | Female | 3 | 2 | 1 | 0 | 0 | 0 | 0 |
| Embezzlement | Male | 0 | 0 | 0 | 0 | 0 | 0 | 0 |
| | Female | 0 | 0 | 0 | 0 | 0 | 0 | 0 |
| Stolen Property; Buying, Receiving, Possessing | Male | 0 | 0 | 0 | 0 | 0 | 0 | 0 |
| | Female | 0 | 0 | 0 | 0 | 0 | 0 | 0 |
| Vandalism | Male | 0 | 1 | 1 | 0 | 0 | 0 | 0 |
| | Female | 0 | 0 | 0 | 0 | 0 | 0 | 0 |
| Weapons; Carrying, Possessing, etc. | Male | 1 | 1 | 1 | 0 | 0 | 1 | 2 |
| | Female | 0 | 1 | 1 | 0 | 0 | 0 | 0 |
| Total Other Offense Violations: | | | | | | | | |
| | Male | 2 | 4 | 5 | 0 | 1 | 1 | 2 |
| | Female | 3 | 3 | 2 | 0 | 0 | 0 | 0 |

| Prostitution and Commercialized Vice: | | 25-29 | 30-34 | 35-39 | 40-44 | 45-49 | 50-54 | 55-59 |
|--|--------|-------|-------|-------|-------|-------|-------|-------|
| Prostitution | Male | 0 | 0 | 0 | 0 | 0 | 0 | 0 |
| | Female | 0 | 0 | 0 | 0 | 0 | 0 | 0 |
| Assisting or Promoting Prostitution | Male | 0 | 0 | 0 | 0 | 0 | 0 | 0 |
| | Female | 0 | 0 | 0 | 0 | 0 | 0 | 0 |
| Purchasing Prostitution | Male | 0 | 0 | 0 | 0 | 0 | 0 | 0 |
| | Female | 0 | 0 | 0 | 0 | 0 | 0 | 0 |
| Sex Offenses (Except Forcible Rape and Prostitution) | Male | 0 | 0 | 0 | 0 | 0 | 0 | 0 |
| | Female | 0 | 0 | 0 | 0 | 0 | 0 | 0 |
| Total Prostitution & Commercialized Vice Violations: | | | | | | | | |
| | Male | 0 | 0 | 0 | 0 | 0 | 0 | 0 |
| | Female | 0 | 0 | 0 | 0 | 0 | 0 | 0 |

2016 NHP - Northeastern Command Arrests - Adult
25 - 59 Years of Age

Drug Abuse Violations:

| Sale/Manufacturing: | | 25-29 | 30-34 | 35-39 | 40-44 | 45-49 | 50-54 | 55-59 |
|--|--------|--------------|--------------|--------------|--------------|--------------|--------------|--------------|
| Opium or Cocaine and Their Derivatives (Morphine, Heroin, Codeine) | Male | 0 | 0 | 0 | 0 | 0 | 0 | 0 |
| | Female | 0 | 0 | 0 | 0 | 0 | 0 | 0 |
| Marijuana | Male | 0 | 0 | 0 | 1 | 0 | 0 | 0 |
| | Female | 0 | 0 | 0 | 0 | 0 | 0 | 0 |
| Synthetic Narcotics - Manufactured Narcotics Which Can Cause True Drug Addiction Demerol, Methadones) | Male | 1 | 1 | 0 | 1 | 0 | 0 | 0 |
| | Female | 0 | 0 | 0 | 0 | 0 | 0 | 0 |
| Other - Dangerous Nonnarcotic Drugs (Barbiturates, Benzedrine) | Male | 0 | 0 | 0 | 0 | 0 | 0 | 0 |
| | Female | 0 | 0 | 0 | 0 | 0 | 0 | 0 |
| Possession: | | | | | | | | |
| Opium or Cocaine and Their Derivatives (Morphine, Heroin, Codeine) | Male | 0 | 0 | 0 | 0 | 0 | 0 | 0 |
| | Female | 0 | 0 | 0 | 0 | 0 | 0 | 0 |
| Marijuana | Male | 6 | 7 | 4 | 4 | 2 | 6 | 2 |
| | Female | 0 | 1 | 1 | 0 | 0 | 0 | 0 |
| Synthetic Narcotics - Manufactured Narcotics Which Can Cause True Drug Addiction (Demerol, Methadones) | Male | 2 | 0 | 0 | 0 | 0 | 1 | 0 |
| | Female | 0 | 1 | 0 | 1 | 0 | 1 | 0 |
| Other - Dangerous Nonnarcotic Drugs (Barbiturates, Benzedrine) | Male | 1 | 0 | 0 | 0 | 0 | 0 | 0 |
| | Female | 0 | 0 | 0 | 0 | 0 | 0 | 0 |
| Total Drug Abuse Violations: | | | | | | | | |
| | Male | 10 | 8 | 4 | 6 | 2 | 7 | 2 |
| | Female | 0 | 2 | 1 | 1 | 0 | 1 | 0 |

Gambling:

| | | 25-29 | 30-34 | 35-39 | 40-44 | 45-49 | 50-54 | 55-59 |
|-----------------------------------|--------|--------------|--------------|--------------|--------------|--------------|--------------|--------------|
| Bookmaking (Horse and Sport Book) | Male | 0 | 0 | 0 | 0 | 0 | 0 | 0 |
| | Female | 0 | 0 | 0 | 0 | 0 | 0 | 0 |
| Numbers and Lottery | Male | 0 | 0 | 0 | 0 | 0 | 0 | 0 |
| | Female | 0 | 0 | 0 | 0 | 0 | 0 | 0 |
| All Other Gambling | Male | 0 | 0 | 0 | 0 | 0 | 0 | 0 |
| | Female | 0 | 0 | 0 | 0 | 0 | 0 | 0 |
| Total Gambling Violations: | | | | | | | | |
| | Male | 0 | 0 | 0 | 0 | 0 | 0 | 0 |
| | Female | 0 | 0 | 0 | 0 | 0 | 0 | 0 |

Miscellaneous:

| | | 25-29 | 30-34 | 35-39 | 40-44 | 45-49 | 50-54 | 55-59 |
|--|--------|--------------|--------------|--------------|--------------|--------------|--------------|--------------|
| Offenses Against the Family and Children | Male | 0 | 0 | 0 | 0 | 0 | 0 | 0 |
| | Female | 2 | 0 | 0 | 0 | 0 | 0 | 0 |
| Driving Under the Influence | Male | 14 | 19 | 16 | 14 | 14 | 9 | 11 |
| | Female | 4 | 4 | 5 | 2 | 0 | 2 | 2 |
| Liquor Laws | Male | 0 | 2 | 0 | 0 | 0 | 0 | 0 |
| | Female | 0 | 1 | 0 | 0 | 0 | 0 | 0 |
| Drunkenness | Male | 1 | 0 | 1 | 0 | 0 | 0 | 0 |
| | Female | 0 | 0 | 0 | 1 | 0 | 0 | 0 |
| Disorderly Conduct | Male | 0 | 0 | 0 | 0 | 0 | 0 | 0 |
| | Female | 0 | 1 | 0 | 0 | 0 | 0 | 0 |
| Vagrancy | Male | 0 | 0 | 0 | 0 | 0 | 0 | 0 |
| | Female | 0 | 0 | 0 | 0 | 0 | 0 | 0 |
| All Other Offenses (Except Traffic) | Male | 26 | 19 | 14 | 10 | 9 | 8 | 7 |
| | Female | 3 | 3 | 5 | 8 | 1 | 3 | 2 |
| Suspicion | Male | 0 | 0 | 0 | 0 | 0 | 0 | 0 |
| | Female | 0 | 0 | 0 | 0 | 0 | 0 | 0 |
| Total Miscellaneous Violations: | | | | | | | | |
| | Male | 41 | 40 | 31 | 24 | 23 | 17 | 18 |
| | Female | 9 | 9 | 10 | 11 | 1 | 5 | 4 |

Human Trafficking:

| | | 25-29 | 30-34 | 35-39 | 40-44 | 45-49 | 50-54 | 55-59 |
|--|--------|--------------|--------------|--------------|--------------|--------------|--------------|--------------|
| Human Trafficking/ Commercial Sex Acts | Male | 0 | 0 | 0 | 0 | 0 | 0 | 0 |
| | Female | 0 | 0 | 0 | 0 | 0 | 0 | 0 |
| Human Trafficking/ Involuntary Servitude | Male | 0 | 0 | 0 | 0 | 0 | 0 | 0 |
| | Female | 0 | 0 | 0 | 0 | 0 | 0 | 0 |
| Total Human Trafficking Violations: | | | | | | | | |
| | Male | 0 | 0 | 0 | 0 | 0 | 0 | 0 |
| | Female | 0 | 0 | 0 | 0 | 0 | 0 | 0 |

2016 NHP - Northwestern Command Arrests - Adult
25 - 59 Years of Age

| Index Crime: | | 25-29 | 30-34 | 35-39 | 40-44 | 45-49 | 50-54 | 55-59 |
|--|--------|-------|-------|-------|-------|-------|-------|-------|
| Murder and Nonnegligent Manslaughter | Male | 0 | 0 | 0 | 0 | 0 | 0 | 0 |
| | Female | 0 | 0 | 0 | 0 | 0 | 0 | 0 |
| Manslaughter by Negligence | Male | 1 | 0 | 0 | 0 | 0 | 0 | 0 |
| | Female | 0 | 0 | 0 | 0 | 0 | 0 | 0 |
| Rape | Male | 0 | 0 | 0 | 0 | 0 | 0 | 0 |
| | Female | 0 | 0 | 0 | 0 | 0 | 0 | 0 |
| Robbery | Male | 0 | 0 | 0 | 0 | 0 | 0 | 0 |
| | Female | 0 | 0 | 0 | 0 | 0 | 0 | 0 |
| Aggravated Assault (Return A - 4a-d) | Male | 0 | 0 | 0 | 0 | 0 | 0 | 0 |
| | Female | 0 | 0 | 0 | 0 | 0 | 0 | 0 |
| Burglary - Breaking or Entering | Male | 0 | 0 | 0 | 0 | 0 | 0 | 0 |
| | Female | 0 | 0 | 0 | 0 | 0 | 0 | 0 |
| Larceny - Theft (Except Motor Vehicle Theft) | Male | 0 | 0 | 0 | 0 | 0 | 0 | 0 |
| | Female | 0 | 1 | 1 | 0 | 0 | 0 | 0 |
| Motor Vehicle Theft | Male | 0 | 0 | 0 | 0 | 0 | 0 | 0 |
| | Female | 0 | 0 | 0 | 0 | 0 | 0 | 0 |
| Arson | Male | 0 | 0 | 0 | 0 | 0 | 0 | 0 |
| | Female | 0 | 0 | 0 | 0 | 0 | 0 | 0 |
| Total Index Crimes Violations: Male | | 1 | 0 | 0 | 0 | 0 | 0 | 0 |
| Female | | 0 | 1 | 1 | 0 | 0 | 0 | 0 |

| Other Offenses: | | 25-29 | 30-34 | 35-39 | 40-44 | 45-49 | 50-54 | 55-59 |
|--|--------|-------|-------|-------|-------|-------|-------|-------|
| Other Assaults (Return A - 4e) | Male | 1 | 0 | 1 | 0 | 0 | 1 | 0 |
| | Female | 0 | 0 | 0 | 1 | 0 | 0 | 0 |
| Forgery and Counterfeiting | Male | 0 | 0 | 0 | 0 | 0 | 0 | 0 |
| | Female | 0 | 0 | 0 | 0 | 0 | 0 | 0 |
| Fraud | Male | 2 | 0 | 1 | 3 | 1 | 0 | 2 |
| | Female | 0 | 2 | 1 | 1 | 1 | 0 | 0 |
| Embezzlement | Male | 0 | 0 | 0 | 0 | 0 | 0 | 0 |
| | Female | 0 | 0 | 0 | 0 | 1 | 0 | 0 |
| Stolen Property; Buying, Receiving, Possessing | Male | 0 | 0 | 0 | 0 | 0 | 0 | 0 |
| | Female | 0 | 0 | 0 | 0 | 0 | 0 | 0 |
| Vandalism | Male | 1 | 0 | 0 | 1 | 0 | 0 | 0 |
| | Female | 0 | 0 | 0 | 0 | 0 | 0 | 0 |
| Weapons; Carrying, Possessing, etc. | Male | 3 | 5 | 2 | 0 | 0 | 0 | 1 |
| | Female | 0 | 0 | 3 | 1 | 0 | 1 | 0 |
| Total Other Offense Violations: Male | | 7 | 5 | 4 | 4 | 1 | 1 | 3 |
| Female | | 0 | 2 | 4 | 3 | 2 | 1 | 0 |

| Prostitution and Commercialized Vice: | | 25-29 | 30-34 | 35-39 | 40-44 | 45-49 | 50-54 | 55-59 |
|---|--------|-------|-------|-------|-------|-------|-------|-------|
| Prostitution | Male | 0 | 0 | 0 | 0 | 0 | 0 | 0 |
| | Female | 0 | 0 | 0 | 0 | 0 | 0 | 0 |
| Assisting or Promoting Prostitution | Male | 0 | 0 | 0 | 0 | 0 | 0 | 0 |
| | Female | 0 | 0 | 0 | 0 | 0 | 0 | 0 |
| Purchasing Prostitution | Male | 0 | 0 | 0 | 0 | 0 | 0 | 0 |
| | Female | 0 | 0 | 0 | 0 | 0 | 0 | 0 |
| Sex Offenses (Except Forcible Rape and Prostitution) | Male | 0 | 0 | 0 | 0 | 0 | 0 | 0 |
| | Female | 0 | 0 | 0 | 0 | 0 | 0 | 0 |
| Total Prostitution & Commercialized Vice Violations: Male | | 0 | 0 | 0 | 0 | 0 | 0 | 0 |
| Female | | 0 | 0 | 0 | 0 | 0 | 0 | 0 |

2016 NHP - Northwestern Command Arrests - Adult
25 - 59 Years of Age

Drug Abuse Violations:

| Sale/Manufacturing: | | 25-29 | 30-34 | 35-39 | 40-44 | 45-49 | 50-54 | 55-59 |
|--|--------|--------------|--------------|--------------|--------------|--------------|--------------|--------------|
| Opium or Cocaine and Their Derivatives (Morphine, Heroin, Codeine) | Male | 0 | 0 | 0 | 0 | 0 | 0 | 0 |
| | Female | 0 | 0 | 0 | 0 | 0 | 0 | 0 |
| Marijuana | Male | 0 | 1 | 0 | 0 | 0 | 1 | 0 |
| | Female | 0 | 0 | 0 | 0 | 1 | 0 | 0 |
| Synthetic Narcotics - Manufactured Narcotics Which Can Cause True Drug Addiction Demerol, Methadones) | Male | 0 | 0 | 0 | 1 | 0 | 0 | 1 |
| | Female | 0 | 0 | 0 | 1 | 2 | 0 | 0 |
| Other - Dangerous Nonnarcotic Drugs (Barbiturates, Benzedrine) | Male | 0 | 0 | 0 | 0 | 0 | 0 | 0 |
| | Female | 0 | 0 | 0 | 0 | 0 | 0 | 0 |
| Possession: | | | | | | | | |
| Opium or Cocaine and Their Derivatives (Morphine, Heroin, Codeine) | Male | 0 | 0 | 0 | 0 | 0 | 0 | 0 |
| | Female | 0 | 0 | 0 | 0 | 0 | 0 | 0 |
| Marijuana | Male | 14 | 5 | 12 | 7 | 2 | 6 | 2 |
| | Female | 4 | 4 | 3 | 0 | 3 | 0 | 0 |
| Synthetic Narcotics - Manufactured Narcotics Which Can Cause True Drug Addiction (Demerol, Methadones) | Male | 1 | 4 | 1 | 1 | 0 | 1 | 1 |
| | Female | 0 | 2 | 0 | 0 | 0 | 0 | 0 |
| Other - Dangerous Nonnarcotic Drugs (Barbiturates, Benzedrine) | Male | 1 | 0 | 1 | 0 | 0 | 1 | 1 |
| | Female | 0 | 1 | 0 | 0 | 0 | 0 | 0 |
| Total Drug Abuse Violations: | | | | | | | | |
| | Male | 16 | 10 | 14 | 9 | 2 | 9 | 5 |
| | Female | 4 | 7 | 3 | 1 | 6 | 0 | 0 |

Gambling:

| | | 25-29 | 30-34 | 35-39 | 40-44 | 45-49 | 50-54 | 55-59 |
|-----------------------------------|--------|--------------|--------------|--------------|--------------|--------------|--------------|--------------|
| Bookmaking (Horse and Sport Book) | Male | 0 | 0 | 0 | 0 | 0 | 0 | 0 |
| | Female | 0 | 0 | 0 | 0 | 0 | 0 | 0 |
| Numbers and Lottery | Male | 0 | 0 | 0 | 0 | 0 | 0 | 0 |
| | Female | 0 | 0 | 0 | 0 | 0 | 0 | 0 |
| All Other Gambling | Male | 0 | 0 | 0 | 0 | 0 | 0 | 0 |
| | Female | 0 | 0 | 0 | 0 | 0 | 0 | 0 |
| Total Gambling Violations: | | | | | | | | |
| | Male | 0 | 0 | 0 | 0 | 0 | 0 | 0 |
| | Female | 0 | 0 | 0 | 0 | 0 | 0 | 0 |

Miscellaneous:

| | | 25-29 | 30-34 | 35-39 | 40-44 | 45-49 | 50-54 | 55-59 |
|--|--------|--------------|--------------|--------------|--------------|--------------|--------------|--------------|
| Offenses Against the Family and Children | Male | 1 | 3 | 3 | 1 | 2 | 0 | 1 |
| | Female | 1 | 2 | 1 | 0 | 3 | 0 | 0 |
| Driving Under the Influence | Male | 106 | 81 | 37 | 53 | 49 | 27 | 31 |
| | Female | 28 | 18 | 12 | 12 | 17 | 24 | 13 |
| Liquor Laws | Male | 0 | 0 | 4 | 1 | 3 | 1 | 0 |
| | Female | 0 | 0 | 0 | 0 | 0 | 0 | 0 |
| Drunkenness | Male | 0 | 0 | 0 | 2 | 0 | 0 | 0 |
| | Female | 1 | 0 | 0 | 0 | 0 | 0 | 0 |
| Disorderly Conduct | Male | 0 | 0 | 0 | 0 | 0 | 0 | 0 |
| | Female | 0 | 0 | 0 | 0 | 0 | 0 | 0 |
| Vagrancy | Male | 0 | 0 | 0 | 0 | 0 | 0 | 0 |
| | Female | 0 | 0 | 0 | 0 | 0 | 0 | 0 |
| All Other Offenses (Except Traffic) | Male | 55 | 31 | 23 | 22 | 10 | 9 | 5 |
| | Female | 23 | 15 | 10 | 9 | 3 | 9 | 2 |
| Suspicion | Male | 0 | 0 | 0 | 0 | 0 | 0 | 0 |
| | Female | 0 | 0 | 0 | 0 | 0 | 0 | 0 |
| Total Miscellaneous Violations: | | | | | | | | |
| | Male | 162 | 115 | 67 | 79 | 64 | 37 | 37 |
| | Female | 53 | 35 | 23 | 21 | 23 | 33 | 15 |

Human Trafficking:

| | | 25-29 | 30-34 | 35-39 | 40-44 | 45-49 | 50-54 | 55-59 |
|--|--------|--------------|--------------|--------------|--------------|--------------|--------------|--------------|
| Human Trafficking/ Commercial Sex Acts | Male | 0 | 0 | 0 | 0 | 0 | 0 | 0 |
| | Female | 0 | 0 | 0 | 0 | 0 | 0 | 0 |
| Human Trafficking/ Involuntary Servitude | Male | 0 | 0 | 0 | 0 | 0 | 0 | 0 |
| | Female | 0 | 0 | 0 | 0 | 0 | 0 | 0 |
| Total Human Trafficking Violations: | | | | | | | | |
| | Male | 0 | 0 | 0 | 0 | 0 | 0 | 0 |
| | Female | 0 | 0 | 0 | 0 | 0 | 0 | 0 |

2016 NHP - Southern Command Arrests - Adult
25 - 59 Years of Age

| Index Crime: | | 25-29 | 30-34 | 35-39 | 40-44 | 45-49 | 50-54 | 55-59 |
|--|--------|-------|-------|-------|-------|-------|-------|-------|
| Murder and Nonnegligent Manslaughter | Male | 0 | 0 | 0 | 0 | 0 | 0 | 0 |
| | Female | 0 | 0 | 0 | 0 | 0 | 0 | 0 |
| Manslaughter by Negligence | Male | 0 | 0 | 0 | 0 | 0 | 0 | 0 |
| | Female | 0 | 0 | 0 | 0 | 0 | 0 | 0 |
| Rape | Male | 0 | 0 | 0 | 0 | 0 | 0 | 0 |
| | Female | 0 | 0 | 0 | 0 | 0 | 0 | 0 |
| Robbery | Male | 0 | 0 | 0 | 0 | 0 | 0 | 0 |
| | Female | 0 | 0 | 0 | 0 | 0 | 0 | 0 |
| Aggravated Assault (Return A - 4a-d) | Male | 1 | 0 | 0 | 0 | 0 | 0 | 0 |
| | Female | 0 | 0 | 0 | 0 | 1 | 0 | 0 |
| Burglary - Breaking or Entering | Male | 0 | 0 | 0 | 0 | 0 | 0 | 0 |
| | Female | 0 | 0 | 0 | 0 | 0 | 0 | 0 |
| Larceny - Theft (Except Motor Vehicle Theft) | Male | 0 | 0 | 0 | 0 | 0 | 0 | 0 |
| | Female | 0 | 0 | 0 | 0 | 0 | 0 | 0 |
| Motor Vehicle Theft | Male | 0 | 0 | 0 | 0 | 0 | 0 | 0 |
| | Female | 0 | 0 | 0 | 0 | 0 | 0 | 0 |
| Arson | Male | 0 | 0 | 0 | 0 | 0 | 0 | 0 |
| | Female | 0 | 0 | 0 | 0 | 0 | 0 | 0 |
| Total Index Crimes Violations: Male | | 1 | 0 | 0 | 0 | 0 | 0 | 0 |
| Female | | 0 | 0 | 0 | 0 | 1 | 0 | 0 |

| Other Offenses: | | 25-29 | 30-34 | 35-39 | 40-44 | 45-49 | 50-54 | 55-59 |
|--|--------|-------|-------|-------|-------|-------|-------|-------|
| Other Assaults (Return A - 4e) | Male | 0 | 0 | 1 | 0 | 0 | 1 | 1 |
| | Female | 0 | 1 | 0 | 0 | 0 | 0 | 0 |
| Forgery and Counterfeiting | Male | 0 | 1 | 0 | 0 | 0 | 0 | 0 |
| | Female | 0 | 0 | 0 | 0 | 0 | 0 | 0 |
| Fraud | Male | 7 | 5 | 4 | 0 | 1 | 0 | 0 |
| | Female | 1 | 5 | 0 | 0 | 1 | 0 | 0 |
| Embezzlement | Male | 0 | 0 | 1 | 0 | 0 | 0 | 0 |
| | Female | 0 | 0 | 0 | 0 | 0 | 0 | 0 |
| Stolen Property; Buying, Receiving, Possessing | Male | 0 | 0 | 0 | 0 | 0 | 0 | 0 |
| | Female | 0 | 0 | 0 | 0 | 0 | 0 | 0 |
| Vandalism | Male | 1 | 1 | 1 | 0 | 1 | 0 | 0 |
| | Female | 0 | 0 | 0 | 0 | 0 | 0 | 0 |
| Weapons; Carrying, Possessing, etc. | Male | 13 | 13 | 1 | 5 | 0 | 2 | 1 |
| | Female | 2 | 0 | 0 | 0 | 0 | 0 | 0 |
| Total Other Offense Violations: Male | | 21 | 20 | 8 | 5 | 2 | 3 | 2 |
| Female | | 3 | 6 | 0 | 0 | 1 | 0 | 0 |

| Prostitution and Commercialized Vice: | | 25-29 | 30-34 | 35-39 | 40-44 | 45-49 | 50-54 | 55-59 |
|---|--------|-------|-------|-------|-------|-------|-------|-------|
| Prostitution | Male | 1 | 0 | 0 | 0 | 0 | 0 | 1 |
| | Female | 1 | 1 | 0 | 0 | 0 | 0 | 0 |
| Assisting or Promoting Prostitution | Male | 0 | 0 | 0 | 0 | 0 | 0 | 0 |
| | Female | 0 | 0 | 0 | 0 | 0 | 0 | 0 |
| Purchasing Prostitution | Male | 0 | 0 | 0 | 0 | 0 | 0 | 0 |
| | Female | 0 | 0 | 0 | 0 | 0 | 0 | 0 |
| Sex Offenses (Except Forcible Rape and Prostitution) | Male | 1 | 0 | 1 | 1 | 1 | 0 | 0 |
| | Female | 1 | 1 | 0 | 0 | 0 | 1 | 0 |
| Total Prostitution & Commercialized Vice Violations: Male | | 2 | 0 | 1 | 1 | 1 | 0 | 1 |
| Female | | 2 | 2 | 0 | 0 | 0 | 1 | 0 |

2016 NHP - Southern Command Arrests - Adult
25 - 59 Years of Age

Drug Abuse Violations:

| Sale/Manufacturing: | | 25-29 | 30-34 | 35-39 | 40-44 | 45-49 | 50-54 | 55-59 |
|--|--------|--------------|--------------|--------------|--------------|--------------|--------------|--------------|
| Opium or Cocaine and Their Derivatives (Morphine, Heroin, Codeine) | Male | 0 | 0 | 0 | 0 | 0 | 0 | 0 |
| | Female | 0 | 0 | 0 | 0 | 0 | 0 | 0 |
| Marijuana | Male | 0 | 1 | 0 | 0 | 0 | 0 | 0 |
| | Female | 0 | 0 | 0 | 0 | 0 | 0 | 0 |
| Synthetic Narcotics - Manufactured Narcotics Which Can Cause True Drug Addiction (Demerol, Methadones) | Male | 0 | 2 | 0 | 0 | 0 | 0 | 0 |
| | Female | 0 | 1 | 0 | 0 | 0 | 0 | 0 |
| Other - Dangerous Nonnarcotic Drugs (Barbiturates, Benzedrine) | Male | 0 | 0 | 1 | 0 | 0 | 0 | 0 |
| | Female | 0 | 0 | 0 | 0 | 0 | 0 | 0 |
| Possession: | | | | | | | | |
| Opium or Cocaine and Their Derivatives (Morphine, Heroin, Codeine) | Male | 0 | 0 | 0 | 0 | 0 | 0 | 0 |
| | Female | 0 | 0 | 0 | 0 | 0 | 0 | 0 |
| Marijuana | Male | 73 | 42 | 24 | 16 | 8 | 8 | 3 |
| | Female | 27 | 13 | 7 | 3 | 4 | 1 | 1 |
| Synthetic Narcotics - Manufactured Narcotics Which Can Cause True Drug Addiction (Demerol, Methadones) | Male | 4 | 2 | 1 | 2 | 0 | 0 | 0 |
| | Female | 2 | 1 | 1 | 0 | 0 | 0 | 0 |
| Other - Dangerous Nonnarcotic Drugs (Barbiturates, Benzedrine) | Male | 0 | 0 | 1 | 0 | 0 | 0 | 0 |
| | Female | 0 | 0 | 0 | 0 | 0 | 0 | 0 |
| Total Drug Abuse Violations: | | | | | | | | |
| | Male | 77 | 47 | 27 | 18 | 8 | 8 | 3 |
| | Female | 29 | 15 | 8 | 3 | 4 | 1 | 1 |

Gambling:

| | | 25-29 | 30-34 | 35-39 | 40-44 | 45-49 | 50-54 | 55-59 |
|-----------------------------------|--------|--------------|--------------|--------------|--------------|--------------|--------------|--------------|
| Bookmaking (Horse and Sport Book) | Male | 0 | 0 | 0 | 0 | 0 | 0 | 0 |
| | Female | 0 | 0 | 0 | 0 | 0 | 0 | 0 |
| Numbers and Lottery | Male | 0 | 0 | 0 | 0 | 0 | 0 | 0 |
| | Female | 0 | 0 | 0 | 0 | 0 | 0 | 0 |
| All Other Gambling | Male | 0 | 0 | 0 | 0 | 0 | 0 | 0 |
| | Female | 0 | 0 | 0 | 0 | 0 | 0 | 0 |
| Total Gambling Violations: | | | | | | | | |
| | Male | 0 | 0 | 0 | 0 | 0 | 0 | 0 |
| | Female | 0 | 0 | 0 | 0 | 0 | 0 | 0 |

Miscellaneous:

| | | 25-29 | 30-34 | 35-39 | 40-44 | 45-49 | 50-54 | 55-59 |
|--|--------|--------------|--------------|--------------|--------------|--------------|--------------|--------------|
| Offenses Against the Family and Children | Male | 2 | 4 | 5 | 1 | 0 | 2 | 0 |
| | Female | 5 | 3 | 3 | 0 | 0 | 0 | 0 |
| Driving Under the Influence | Male | 298 | 212 | 172 | 117 | 92 | 59 | 35 |
| | Female | 144 | 108 | 63 | 35 | 31 | 22 | 17 |
| Liquor Laws | Male | 3 | 1 | 0 | 0 | 0 | 1 | 0 |
| | Female | 0 | 1 | 1 | 0 | 0 | 0 | 0 |
| Drunkenness | Male | 3 | 2 | 0 | 0 | 1 | 0 | 1 |
| | Female | 0 | 1 | 1 | 0 | 0 | 1 | 0 |
| Disorderly Conduct | Male | 1 | 0 | 2 | 0 | 2 | 0 | 0 |
| | Female | 0 | 0 | 0 | 0 | 1 | 0 | 0 |
| Vagrancy | Male | 0 | 0 | 0 | 0 | 0 | 0 | 0 |
| | Female | 0 | 0 | 0 | 0 | 0 | 0 | 0 |
| All Other Offenses (Except Traffic) | Male | 315 | 216 | 152 | 82 | 75 | 60 | 40 |
| | Female | 130 | 108 | 57 | 43 | 29 | 15 | 4 |
| Suspicion | Male | 0 | 0 | 0 | 0 | 0 | 0 | 0 |
| | Female | 0 | 0 | 0 | 0 | 0 | 0 | 0 |
| Total Miscellaneous Violations: | | | | | | | | |
| | Male | 622 | 435 | 331 | 200 | 170 | 122 | 76 |
| | Female | 279 | 221 | 125 | 78 | 61 | 38 | 21 |

Human Trafficking:

| | | 25-29 | 30-34 | 35-39 | 40-44 | 45-49 | 50-54 | 55-59 |
|--|--------|--------------|--------------|--------------|--------------|--------------|--------------|--------------|
| Human Trafficking/ Commercial Sex Acts | Male | 0 | 0 | 0 | 0 | 0 | 0 | 0 |
| | Female | 0 | 0 | 0 | 0 | 0 | 0 | 0 |
| Human Trafficking/ Involuntary Servitude | Male | 0 | 0 | 0 | 0 | 0 | 0 | 0 |
| | Female | 0 | 0 | 0 | 0 | 0 | 0 | 0 |
| Total Human Trafficking Violations: | | | | | | | | |
| | Male | 0 | 0 | 0 | 0 | 0 | 0 | 0 |
| | Female | 0 | 0 | 0 | 0 | 0 | 0 | 0 |

THIS PAGE WAS LEFT INTENTIONALLY BLANK



Statewide Adult Arrestees: 60+ years of age

By Agency and County

2016 Statewide Totals Arrests - Adult
60+ Years of Age

| Index Crime: | | 60 - 64 | 65 + |
|--|--------|---------|------|
| Murder and Nonnegligent Manslaughter | Male | 2 | 2 |
| | Female | 1 | 0 |
| Manslaughter by Negligence | Male | 0 | 0 |
| | Female | 0 | 0 |
| Rape | Male | 9 | 9 |
| | Female | 0 | 0 |
| Robbery | Male | 4 | 5 |
| | Female | 2 | 2 |
| Aggravated Assault (Return A - 4a-d) | Male | 91 | 65 |
| | Female | 24 | 21 |
| Burglary - Breaking or Entering | Male | 13 | 2 |
| | Female | 5 | 5 |
| Larceny - Theft (Except Motor Vehicle Theft) | Male | 79 | 31 |
| | Female | 32 | 14 |
| Motor Vehicle Theft | Male | 5 | 1 |
| | Female | 0 | 0 |
| Arson | Male | 0 | 1 |
| | Female | 0 | 0 |
| Total Index Crimes Violations: | | | |
| | Male | 203 | 116 |
| | Female | 64 | 42 |

| Other Offenses: | | 60 - 64 | 65 + |
|--|--------|---------|------|
| Other Assaults (Return A - 4e) | Male | 168 | 141 |
| | Female | 67 | 59 |
| Forgery and Counterfeiting | Male | 5 | 4 |
| | Female | 3 | 0 |
| Fraud | Male | 20 | 17 |
| | Female | 6 | 4 |
| Embezzlement | Male | 3 | 3 |
| | Female | 1 | 2 |
| Stolen Property; Buying, Receiving, Possessing | Male | 8 | 2 |
| | Female | 0 | 0 |
| Vandalism | Male | 14 | 8 |
| | Female | 5 | 0 |
| Weapons; Carrying, Possessing, etc. | Male | 16 | 24 |
| | Female | 2 | 0 |
| Total Other Offense Violations: | | | |
| | Male | 234 | 199 |
| | Female | 84 | 65 |

| Prostitution and Commercialized Vice: | | 60 - 64 | 65 + |
|--|--------|---------|------|
| Prostitution | Male | 8 | 4 |
| | Female | 2 | 0 |
| Assisting or Promoting Prostitution | Male | 2 | 0 |
| | Female | 0 | 0 |
| Purchasing Prostitution | Male | 0 | 1 |
| | Female | 0 | 0 |
| Sex Offenses (Except Forcible Rape and Prostitution) | Male | 35 | 24 |
| | Female | 3 | 1 |
| Total Prostitution & Commercialized Vice Violations: | | | |
| | Male | 45 | 29 |
| | Female | 5 | 1 |

2016 Statewide Totals Arrests - Adult
60+ Years of Age

Drug Abuse Violations:

Sale/Manufacturing: 60 - 64 65 +

| | | | |
|--|--------|----|----|
| Opium or Cocaine and Their Derivatives (Morphine, Heroin, Codeine) | Male | 5 | 1 |
| | Female | 1 | 0 |
| Marijuana | Male | 6 | 3 |
| | Female | 1 | 1 |
| Synthetic Narcotics - Manufactured Narcotics Which Can Cause True Drug Addiction (Demerol, Methadones) | Male | 1 | 1 |
| | Female | 1 | 0 |
| Other - Dangerous Nonnarcotic Drugs (Barbiturates, Benzedrine) | Male | 5 | 5 |
| | Female | 1 | 0 |
| Possession: | | | |
| Opium or Cocaine and Their Derivatives (Morphine, Heroin, Codeine) | Male | 15 | 2 |
| | Female | 3 | 0 |
| Marijuana | Male | 28 | 19 |
| | Female | 9 | 4 |
| Synthetic Narcotics - Manufactured Narcotics Which Can Cause True Drug Addiction (Demerol, Methadones) | Male | 7 | 3 |
| | Female | 2 | 3 |
| Other - Dangerous Nonnarcotic Drugs (Barbiturates, Benzedrine) | Male | 25 | 6 |
| | Female | 2 | 1 |

Total Drug Abuse Violations: Male 92 40
Female 20 9

Gambling:

60 - 64 65 +

| | | | |
|-----------------------------------|--------|---|---|
| Bookmaking (Horse and Sport Book) | Male | 0 | 0 |
| | Female | 0 | 0 |
| Numbers and Lottery | Male | 0 | 0 |
| | Female | 0 | 0 |
| All Other Gambling | Male | 0 | 0 |
| | Female | 0 | 0 |

Total Gambling Violations: Male 0 0
Female 0 0

Miscellaneous:

60 - 64 65 +

| | | | |
|--|--------|-----|-----|
| Offenses Against the Family and Children | Male | 3 | 4 |
| | Female | 4 | 2 |
| Driving Under the Influence | Male | 206 | 185 |
| | Female | 74 | 72 |
| Liquor Laws | Male | 152 | 84 |
| | Female | 12 | 3 |
| Drunkenness | Male | 0 | 2 |
| | Female | 0 | 0 |
| Disorderly Conduct | Male | 41 | 31 |
| | Female | 7 | 6 |
| Vagrancy | Male | 62 | 28 |
| | Female | 7 | 6 |
| All Other Offenses (Except Traffic) | Male | 852 | 537 |
| | Female | 119 | 92 |
| Suspicion | Male | 0 | 0 |
| | Female | 0 | 0 |

Total Miscellaneous Violations: Male 1,316 871
Female 223 181

Human Trafficking:

60 - 64 65 +

| | | | |
|--|--------|---|---|
| Human Trafficking/ Commercial Sex Acts | Male | 1 | 0 |
| | Female | 0 | 0 |
| Human Trafficking/ Involuntary Servitude | Male | 0 | 0 |
| | Female | 0 | 0 |

Total Human Trafficking Violations: Male 1 0
Female 0 0

2016 Carson County Arrests - Adult
60+ Years of Age

| Index Crime: | | 60 - 64 | 65 + |
|--|--------|-----------------|-----------|
| Murder and Nonnegligent Manslaughter | Male | 0 | 0 |
| | Female | 0 | 0 |
| Manslaughter by Negligence | Male | 0 | 0 |
| | Female | 0 | 0 |
| Rape | Male | 0 | 0 |
| | Female | 0 | 0 |
| Robbery | Male | 0 | 0 |
| | Female | 0 | 0 |
| Aggravated Assault (Return A - 4a-d) | Male | 7 | 5 |
| | Female | 1 | 0 |
| Burglary - Breaking or Entering | Male | 0 | 0 |
| | Female | 0 | 0 |
| Larceny - Theft (Except Motor Vehicle Theft) | Male | 2 | 6 |
| | Female | 2 | 1 |
| Motor Vehicle Theft | Male | 1 | 0 |
| | Female | 0 | 0 |
| Arson | Male | 0 | 0 |
| | Female | 0 | 0 |
| Total Index Crimes Violations: | | Male 10 | 11 |
| | | Female 3 | 1 |

| Other Offenses: | | 60 - 64 | 65 + |
|--|--------|-----------------|----------|
| Other Assaults (Return A - 4e) | Male | 0 | 2 |
| | Female | 0 | 1 |
| Forgery and Counterfeiting | Male | 0 | 0 |
| | Female | 0 | 0 |
| Fraud | Male | 0 | 0 |
| | Female | 1 | 0 |
| Embezzlement | Male | 0 | 0 |
| | Female | 0 | 0 |
| Stolen Property; Buying, Receiving, Possessing | Male | 1 | 0 |
| | Female | 0 | 0 |
| Vandalism | Male | 0 | 0 |
| | Female | 0 | 0 |
| Weapons; Carrying, Possessing, etc. | Male | 0 | 0 |
| | Female | 0 | 0 |
| Total Other Offense Violations: | | Male 1 | 2 |
| | | Female 1 | 1 |

| Prostitution and Commercialized Vice: | | 60 - 64 | 65 + |
|---|--------|-----------------|----------|
| Prostitution | Male | 0 | 0 |
| | Female | 0 | 0 |
| Assisting or Promoting Prostitution | Male | 0 | 0 |
| | Female | 0 | 0 |
| Purchasing Prostitution | Male | 0 | 0 |
| | Female | 0 | 0 |
| Sex Offenses (Except Forcible Rape and Prostitution) | Male | 5 | 0 |
| | Female | 0 | 0 |
| Total Prostitution & Commercialized Vice Violations: | | Male 5 | 0 |
| | | Female 0 | 0 |

2016 Carson County Arrests - Adult
60+ Years of Age

Drug Abuse Violations:

| Sale/Manufacturing: | | 60 - 64 | 65 + |
|--|--------|-----------------|-------------|
| Opium or Cocaine and Their Derivatives (Morphine, Heroin, Codeine) | Male | 0 | 0 |
| | Female | 0 | 0 |
| Marijuana | Male | 0 | 0 |
| | Female | 1 | 0 |
| Synthetic Narcotics - Manufactured Narcotics Which Can Cause True Drug Addiction (Demerol, Methadones) | Male | 0 | 0 |
| | Female | 0 | 0 |
| Other - Dangerous Nonnarcotic Drugs (Barbiturates, Benzedrine) | Male | 0 | 0 |
| | Female | 0 | 0 |
| Possession: | | | |
| Opium or Cocaine and Their Derivatives (Morphine, Heroin, Codeine) | Male | 0 | 0 |
| | Female | 0 | 0 |
| Marijuana | Male | 1 | 0 |
| | Female | 0 | 0 |
| Synthetic Narcotics - Manufactured Narcotics Which Can Cause True Drug Addiction (Demerol, Methadones) | Male | 0 | 0 |
| | Female | 0 | 0 |
| Other - Dangerous Nonnarcotic Drugs (Barbiturates, Benzedrine) | Male | 0 | 0 |
| | Female | 0 | 0 |
| Total Drug Abuse Violations: | | Male 1 | 0 |
| | | Female 1 | 0 |

Gambling:

| | | 60 - 64 | 65 + |
|-----------------------------------|--------|-----------------|-------------|
| Bookmaking (Horse and Sport Book) | Male | 0 | 0 |
| | Female | 0 | 0 |
| Numbers and Lottery | Male | 0 | 0 |
| | Female | 0 | 0 |
| All Other Gambling | Male | 0 | 0 |
| | Female | 0 | 0 |
| Total Gambling Violations: | | Male 0 | 0 |
| | | Female 0 | 0 |

Miscellaneous:

| | | 60 - 64 | 65 + |
|--|--------|-----------------|-------------|
| Offenses Against the Family and Children | Male | 0 | 0 |
| | Female | 0 | 0 |
| Driving Under the Influence | Male | 6 | 6 |
| | Female | 1 | 2 |
| Liquor Laws | Male | 0 | 1 |
| | Female | 0 | 0 |
| Drunkenness | Male | 0 | 0 |
| | Female | 0 | 0 |
| Disorderly Conduct | Male | 2 | 2 |
| | Female | 0 | 0 |
| Vagrancy | Male | 0 | 0 |
| | Female | 0 | 0 |
| All Other Offenses (Except Traffic) | Male | 27 | 26 |
| | Female | 7 | 10 |
| Suspicion | Male | 0 | 0 |
| | Female | 0 | 0 |
| Total Miscellaneous Violations: | | Male 35 | 35 |
| | | Female 8 | 12 |

Human Trafficking:

| | | 60 - 64 | 65 + |
|--|--------|-----------------|-------------|
| Human Trafficking/ Commercial Sex Acts | Male | 0 | 0 |
| | Female | 0 | 0 |
| Human Trafficking/ Involuntary Servitude | Male | 0 | 0 |
| | Female | 0 | 0 |
| Total Human Trafficking Violations: | | Male 0 | 0 |
| | | Female 0 | 0 |

2016 Churchill County Arrests - Adult
60+ Years of Age

| Index Crime: | | 60 - 64 | 65 + |
|--|--------|---------|------|
| Murder and Nonnegligent Manslaughter | Male | 0 | 0 |
| | Female | 0 | 0 |
| Manslaughter by Negligence | Male | 0 | 0 |
| | Female | 0 | 0 |
| Rape | Male | 0 | 0 |
| | Female | 0 | 0 |
| Robbery | Male | 0 | 0 |
| | Female | 0 | 0 |
| Aggravated Assault (Return A - 4a-d) | Male | 1 | 0 |
| | Female | 0 | 0 |
| Burglary - Breaking or Entering | Male | 0 | 0 |
| | Female | 0 | 0 |
| Larceny - Theft (Except Motor Vehicle Theft) | Male | 0 | 0 |
| | Female | 2 | 2 |
| Motor Vehicle Theft | Male | 0 | 0 |
| | Female | 0 | 0 |
| Arson | Male | 0 | 0 |
| | Female | 0 | 0 |
| Total Index Crimes Violations: | | | |
| | Male | 1 | 0 |
| | Female | 2 | 2 |

| Other Offenses: | | 60 - 64 | 65 + |
|--|--------|---------|------|
| Other Assaults (Return A - 4e) | Male | 3 | 0 |
| | Female | 1 | 0 |
| Forgery and Counterfeiting | Male | 0 | 0 |
| | Female | 0 | 0 |
| Fraud | Male | 0 | 0 |
| | Female | 0 | 0 |
| Embezzlement | Male | 0 | 0 |
| | Female | 0 | 0 |
| Stolen Property; Buying, Receiving, Possessing | Male | 0 | 0 |
| | Female | 0 | 0 |
| Vandalism | Male | 0 | 0 |
| | Female | 0 | 0 |
| Weapons; Carrying, Possessing, etc. | Male | 0 | 0 |
| | Female | 0 | 0 |
| Total Other Offense Violations: | | | |
| | Male | 3 | 0 |
| | Female | 1 | 0 |

| Prostitution and Commercialized Vice: | | 60 - 64 | 65 + |
|--|--------|---------|------|
| Prostitution | Male | 0 | 0 |
| | Female | 0 | 0 |
| Assisting or Promoting Prostitution | Male | 0 | 0 |
| | Female | 0 | 0 |
| Purchasing Prostitution | Male | 0 | 0 |
| | Female | 0 | 0 |
| Sex Offenses (Except Forcible Rape and Prostitution) | Male | 1 | 0 |
| | Female | 0 | 0 |
| Total Prostitution & Commercialized Vice Violations: | | | |
| | Male | 1 | 0 |
| | Female | 0 | 0 |

2016 Churchill County Arrests - Adult
60+ Years of Age

Drug Abuse Violations:

| Sale/Manufacturing: | | 60 - 64 | 65 + |
|--|--------|----------------|-----------------|
| Opium or Cocaine and Their Derivatives (Morphine, Heroin, Codeine) | Male | 0 | 0 |
| | Female | 0 | 0 |
| Marijuana | Male | 0 | 0 |
| | Female | 0 | 0 |
| Synthetic Narcotics - Manufactured Narcotics Which Can Cause True Drug Addiction (Demerol, Methadones) | Male | 0 | 0 |
| | Female | 0 | 0 |
| Other - Dangerous Nonnarcotic Drugs (Barbiturates, Benzedrine) | Male | 0 | 0 |
| | Female | 0 | 0 |
| Possession: | | | |
| Opium or Cocaine and Their Derivatives (Morphine, Heroin, Codeine) | Male | 0 | 0 |
| | Female | 0 | 0 |
| Marijuana | Male | 0 | 0 |
| | Female | 1 | 0 |
| Synthetic Narcotics - Manufactured Narcotics Which Can Cause True Drug Addiction (Demerol, Methadones) | Male | 0 | 0 |
| | Female | 0 | 0 |
| Other - Dangerous Nonnarcotic Drugs (Barbiturates, Benzedrine) | Male | 0 | 0 |
| | Female | 0 | 0 |
| Total Drug Abuse Violations: | | Male 0 | Female 1 |

Gambling:

| | | 60 - 64 | 65 + |
|-----------------------------------|--------|----------------|-----------------|
| Bookmaking (Horse and Sport Book) | Male | 0 | 0 |
| | Female | 0 | 0 |
| Numbers and Lottery | Male | 0 | 0 |
| | Female | 0 | 0 |
| All Other Gambling | Male | 0 | 0 |
| | Female | 0 | 0 |
| Total Gambling Violations: | | Male 0 | Female 0 |

Miscellaneous:

| | | 60 - 64 | 65 + |
|--|--------|----------------|-----------------|
| Offenses Against the Family and Children | Male | 0 | 0 |
| | Female | 0 | 0 |
| Driving Under the Influence | Male | 3 | 1 |
| | Female | 3 | 1 |
| Liquor Laws | Male | 0 | 0 |
| | Female | 0 | 0 |
| Drunkenness | Male | 0 | 0 |
| | Female | 0 | 0 |
| Disorderly Conduct | Male | 2 | 0 |
| | Female | 0 | 0 |
| Vagrancy | Male | 0 | 0 |
| | Female | 0 | 0 |
| All Other Offenses (Except Traffic) | Male | 10 | 3 |
| | Female | 2 | 0 |
| Suspicion | Male | 0 | 0 |
| | Female | 0 | 0 |
| Total Miscellaneous Violations: | | Male 15 | Female 5 |

Human Trafficking:

| | | 60 - 64 | 65 + |
|--|--------|----------------|-----------------|
| Human Trafficking/ Commercial Sex Acts | Male | 0 | 0 |
| | Female | 0 | 0 |
| Human Trafficking/ Involuntary Servitude | Male | 0 | 0 |
| | Female | 0 | 0 |
| Total Human Trafficking Violations: | | Male 0 | Female 0 |

2016 Churchill County SO Arrests - Adult
60+ Years of Age

| Index Crime: | | 60 - 64 | 65 + |
|--|--------|----------|------|
| Murder and Nonnegligent Manslaughter | Male | 0 | 0 |
| | Female | 0 | 0 |
| Manslaughter by Negligence | Male | 0 | 0 |
| | Female | 0 | 0 |
| Rape | Male | 0 | 0 |
| | Female | 0 | 0 |
| Robbery | Male | 0 | 0 |
| | Female | 0 | 0 |
| Aggravated Assault (Return A - 4a-d) | Male | 1 | 0 |
| | Female | 0 | 0 |
| Burglary - Breaking or Entering | Male | 0 | 0 |
| | Female | 0 | 0 |
| Larceny - Theft (Except Motor Vehicle Theft) | Male | 0 | 0 |
| | Female | 0 | 0 |
| Motor Vehicle Theft | Male | 0 | 0 |
| | Female | 0 | 0 |
| Arson | Male | 0 | 0 |
| | Female | 0 | 0 |
| Total Index Crimes Violations: | | Male 1 | 0 |
| | | Female 0 | 0 |

| Other Offenses: | | 60 - 64 | 65 + |
|--|--------|----------|------|
| Other Assaults (Return A - 4e) | Male | 1 | 0 |
| | Female | 1 | 0 |
| Forgery and Counterfeiting | Male | 0 | 0 |
| | Female | 0 | 0 |
| Fraud | Male | 0 | 0 |
| | Female | 0 | 0 |
| Embezzlement | Male | 0 | 0 |
| | Female | 0 | 0 |
| Stolen Property; Buying, Receiving, Possessing | Male | 0 | 0 |
| | Female | 0 | 0 |
| Vandalism | Male | 0 | 0 |
| | Female | 0 | 0 |
| Weapons; Carrying, Possessing, etc. | Male | 0 | 0 |
| | Female | 0 | 0 |
| Total Other Offense Violations: | | Male 1 | 0 |
| | | Female 1 | 0 |

| Prostitution and Commercialized Vice: | | 60 - 64 | 65 + |
|--|--------|----------|------|
| Prostitution | Male | 0 | 0 |
| | Female | 0 | 0 |
| Assisting or Promoting Prostitution | Male | 0 | 0 |
| | Female | 0 | 0 |
| Purchasing Prostitution | Male | 0 | 0 |
| | Female | 0 | 0 |
| Sex Offenses (Except Forcible Rape and Prostitution) | Male | 0 | 0 |
| | Female | 0 | 0 |
| Total Prostitution & Commercialized Vice Violations: | | Male 0 | 0 |
| | | Female 0 | 0 |

2016 Churchill County SO Arrests - Adult
60+ Years of Age

Drug Abuse Violations:

| Sale/Manufacturing: | | 60 - 64 | 65 + |
|--|--------|----------------|-----------------|
| Opium or Cocaine and Their Derivatives (Morphine, Heroin, Codeine) | Male | 0 | 0 |
| | Female | 0 | 0 |
| Marijuana | Male | 0 | 0 |
| | Female | 0 | 0 |
| Synthetic Narcotics - Manufactured Narcotics Which Can Cause True Drug Addiction (Demerol, Methadones) | Male | 0 | 0 |
| | Female | 0 | 0 |
| Other - Dangerous Nonnarcotic Drugs (Barbiturates, Benzedrine) | Male | 0 | 0 |
| | Female | 0 | 0 |
| Possession: | | | |
| Opium or Cocaine and Their Derivatives (Morphine, Heroin, Codeine) | Male | 0 | 0 |
| | Female | 0 | 0 |
| Marijuana | Male | 0 | 0 |
| | Female | 1 | 0 |
| Synthetic Narcotics - Manufactured Narcotics Which Can Cause True Drug Addiction (Demerol, Methadones) | Male | 0 | 0 |
| | Female | 0 | 0 |
| Other - Dangerous Nonnarcotic Drugs (Barbiturates, Benzedrine) | Male | 0 | 0 |
| | Female | 0 | 0 |
| Total Drug Abuse Violations: | | Male 0 | Female 1 |

Gambling:

| | | 60 - 64 | 65 + |
|-----------------------------------|--------|----------------|-----------------|
| Bookmaking (Horse and Sport Book) | Male | 0 | 0 |
| | Female | 0 | 0 |
| Numbers and Lottery | Male | 0 | 0 |
| | Female | 0 | 0 |
| All Other Gambling | Male | 0 | 0 |
| | Female | 0 | 0 |
| Total Gambling Violations: | | Male 0 | Female 0 |

Miscellaneous:

| | | 60 - 64 | 65 + |
|--|--------|----------------|-----------------|
| Offenses Against the Family and Children | Male | 0 | 0 |
| | Female | 0 | 0 |
| Driving Under the Influence | Male | 2 | 0 |
| | Female | 3 | 1 |
| Liquor Laws | Male | 0 | 0 |
| | Female | 0 | 0 |
| Drunkenness | Male | 0 | 0 |
| | Female | 0 | 0 |
| Disorderly Conduct | Male | 0 | 0 |
| | Female | 0 | 0 |
| Vagrancy | Male | 0 | 0 |
| | Female | 0 | 0 |
| All Other Offenses (Except Traffic) | Male | 7 | 3 |
| | Female | 1 | 0 |
| Suspicion | Male | 0 | 0 |
| | Female | 0 | 0 |
| Total Miscellaneous Violations: | | Male 9 | Female 4 |

Human Trafficking:

| | | 60 - 64 | 65 + |
|--|--------|----------------|-----------------|
| Human Trafficking/ Commercial Sex Acts | Male | 0 | 0 |
| | Female | 0 | 0 |
| Human Trafficking/ Involuntary Servitude | Male | 0 | 0 |
| | Female | 0 | 0 |
| Total Human Trafficking Violations: | | Male 0 | Female 0 |

2016 Fallon PD Arrests - Adult
60+ Years of Age

| Index Crime: | | 60 - 64 | 65 + |
|--|--------|---------|------|
| Murder and Nonnegligent Manslaughter | Male | 0 | 0 |
| | Female | 0 | 0 |
| Manslaughter by Negligence | Male | 0 | 0 |
| | Female | 0 | 0 |
| Rape | Male | 0 | 0 |
| | Female | 0 | 0 |
| Robbery | Male | 0 | 0 |
| | Female | 0 | 0 |
| Aggravated Assault (Return A - 4a-d) | Male | 0 | 0 |
| | Female | 0 | 0 |
| Burglary - Breaking or Entering | Male | 0 | 0 |
| | Female | 0 | 0 |
| Larceny - Theft (Except Motor Vehicle Theft) | Male | 0 | 0 |
| | Female | 2 | 2 |
| Motor Vehicle Theft | Male | 0 | 0 |
| | Female | 0 | 0 |
| Arson | Male | 0 | 0 |
| | Female | 0 | 0 |
| Total Index Crimes Violations: | | Male | 0 |
| | | Female | 2 |

| Other Offenses: | | 60 - 64 | 65 + |
|--|--------|---------|------|
| Other Assaults (Return A - 4e) | Male | 2 | 0 |
| | Female | 0 | 0 |
| Forgery and Counterfeiting | Male | 0 | 0 |
| | Female | 0 | 0 |
| Fraud | Male | 0 | 0 |
| | Female | 0 | 0 |
| Embezzlement | Male | 0 | 0 |
| | Female | 0 | 0 |
| Stolen Property; Buying, Receiving, Possessing | Male | 0 | 0 |
| | Female | 0 | 0 |
| Vandalism | Male | 0 | 0 |
| | Female | 0 | 0 |
| Weapons; Carrying, Possessing, etc. | Male | 0 | 0 |
| | Female | 0 | 0 |
| Total Other Offense Violations: | | Male | 2 |
| | | Female | 0 |

| Prostitution and Commercialized Vice: | | 60 - 64 | 65 + |
|--|--------|---------|------|
| Prostitution | Male | 0 | 0 |
| | Female | 0 | 0 |
| Assisting or Promoting Prostitution | Male | 0 | 0 |
| | Female | 0 | 0 |
| Purchasing Prostitution | Male | 0 | 0 |
| | Female | 0 | 0 |
| Sex Offenses (Except Forcible Rape and Prostitution) | Male | 1 | 0 |
| | Female | 0 | 0 |
| Total Prostitution & Commercialized Vice Violations: | | Male | 1 |
| | | Female | 0 |

2016 Fallon PD Arrests - Adult
60+ Years of Age

Drug Abuse Violations:

Sale/Manufacturing: 60 - 64 65 +

| | | | |
|--|--------|-----------------|----------|
| Opium or Cocaine and Their Derivatives (Morphine, Heroin, Codeine) | Male | 0 | 0 |
| | Female | 0 | 0 |
| Marijuana | Male | 0 | 0 |
| | Female | 0 | 0 |
| Synthetic Narcotics - Manufactured Narcotics Which Can Cause True Drug Addiction (Demerol, Methadones) | Male | 0 | 0 |
| | Female | 0 | 0 |
| Other - Dangerous Nonnarcotic Drugs (Barbiturates, Benzedrine) | Male | 0 | 0 |
| | Female | 0 | 0 |
| Possession: | | | |
| Opium or Cocaine and Their Derivatives (Morphine, Heroin, Codeine) | Male | 0 | 0 |
| | Female | 0 | 0 |
| Marijuana | Male | 0 | 0 |
| | Female | 0 | 0 |
| Synthetic Narcotics - Manufactured Narcotics Which Can Cause True Drug Addiction (Demerol, Methadones) | Male | 0 | 0 |
| | Female | 0 | 0 |
| Other - Dangerous Nonnarcotic Drugs (Barbiturates, Benzedrine) | Male | 0 | 0 |
| | Female | 0 | 0 |
| Total Drug Abuse Violations: | | Male 0 | 0 |
| | | Female 0 | 0 |

Gambling:

60 - 64 65 +

| | | | |
|-----------------------------------|--------|-----------------|----------|
| Bookmaking (Horse and Sport Book) | Male | 0 | 0 |
| | Female | 0 | 0 |
| Numbers and Lottery | Male | 0 | 0 |
| | Female | 0 | 0 |
| All Other Gambling | Male | 0 | 0 |
| | Female | 0 | 0 |
| Total Gambling Violations: | | Male 0 | 0 |
| | | Female 0 | 0 |

Miscellaneous:

60 - 64 65 +

| | | | |
|--|--------|-----------------|----------|
| Offenses Against the Family and Children | Male | 0 | 0 |
| | Female | 0 | 0 |
| Driving Under the Influence | Male | 1 | 1 |
| | Female | 0 | 0 |
| Liquor Laws | Male | 0 | 0 |
| | Female | 0 | 0 |
| Drunkenness | Male | 0 | 0 |
| | Female | 0 | 0 |
| Disorderly Conduct | Male | 2 | 0 |
| | Female | 0 | 0 |
| Vagrancy | Male | 0 | 0 |
| | Female | 0 | 0 |
| All Other Offenses (Except Traffic) | Male | 3 | 0 |
| | Female | 1 | 0 |
| Suspicion | Male | 0 | 0 |
| | Female | 0 | 0 |
| Total Miscellaneous Violations: | | Male 6 | 1 |
| | | Female 1 | 0 |

Human Trafficking:

60 - 64 65 +

| | | | |
|--|--------|-----------------|----------|
| Human Trafficking/ Commercial Sex Acts | Male | 0 | 0 |
| | Female | 0 | 0 |
| Human Trafficking/ Involuntary Servitude | Male | 0 | 0 |
| | Female | 0 | 0 |
| Total Human Trafficking Violations: | | Male 0 | 0 |
| | | Female 0 | 0 |

2016 Clark County Arrests - Adult
60+ Years of Age

| Index Crime: | | 60 - 64 | 65 + |
|--|--------|------------------|-----------|
| Murder and Nonnegligent Manslaughter | Male | 2 | 1 |
| | Female | 1 | 0 |
| Manslaughter by Negligence | Male | 0 | 0 |
| | Female | 0 | 0 |
| Rape | Male | 6 | 8 |
| | Female | 0 | 0 |
| Robbery | Male | 3 | 2 |
| | Female | 2 | 2 |
| Aggravated Assault (Return A - 4a-d) | Male | 60 | 38 |
| | Female | 15 | 16 |
| Burglary - Breaking or Entering | Male | 10 | 2 |
| | Female | 1 | 5 |
| Larceny - Theft (Except Motor Vehicle Theft) | Male | 56 | 19 |
| | Female | 19 | 8 |
| Motor Vehicle Theft | Male | 2 | 1 |
| | Female | 0 | 0 |
| Arson | Male | 0 | 0 |
| | Female | 0 | 0 |
| Total Index Crimes Violations: | | Male 139 | 71 |
| | | Female 38 | 31 |

| Other Offenses: | | 60 - 64 | 65 + |
|--|--------|------------------|------------|
| Other Assaults (Return A - 4e) | Male | 133 | 116 |
| | Female | 56 | 54 |
| Forgery and Counterfeiting | Male | 1 | 2 |
| | Female | 2 | 0 |
| Fraud | Male | 14 | 8 |
| | Female | 4 | 0 |
| Embezzlement | Male | 3 | 2 |
| | Female | 0 | 2 |
| Stolen Property; Buying, Receiving, Possessing | Male | 4 | 0 |
| | Female | 0 | 0 |
| Vandalism | Male | 11 | 4 |
| | Female | 2 | 0 |
| Weapons; Carrying, Possessing, etc. | Male | 11 | 12 |
| | Female | 0 | 0 |
| Total Other Offense Violations: | | Male 177 | 144 |
| | | Female 64 | 56 |

| Prostitution and Commercialized Vice: | | 60 - 64 | 65 + |
|---|--------|-----------------|-----------|
| Prostitution | Male | 7 | 4 |
| | Female | 2 | 0 |
| Assisting or Promoting Prostitution | Male | 2 | 0 |
| | Female | 0 | 0 |
| Purchasing Prostitution | Male | 0 | 1 |
| | Female | 0 | 0 |
| Sex Offenses (Except Forcible Rape and Prostitution) | Male | 27 | 21 |
| | Female | 1 | 0 |
| Total Prostitution & Commercialized Vice Violations: | | Male 36 | 26 |
| | | Female 3 | 0 |

2016 Clark County Arrests - Adult
60+ Years of Age

Drug Abuse Violations:

| Sale/Manufacturing: | | 60 - 64 | 65 + |
|--|--------|------------------|-------------|
| Opium or Cocaine and Their Derivatives (Morphine, Heroin, Codeine) | Male | 5 | 1 |
| | Female | 0 | 0 |
| Marijuana | Male | 3 | 0 |
| | Female | 0 | 0 |
| Synthetic Narcotics - Manufactured Narcotics Which Can Cause True Drug Addiction (Demerol, Methadones) | Male | 1 | 1 |
| | Female | 1 | 0 |
| Other - Dangerous Nonnarcotic Drugs (Barbiturates, Benzedrine) | Male | 4 | 3 |
| | Female | 1 | 0 |
| Possession: | | | |
| Opium or Cocaine and Their Derivatives (Morphine, Heroin, Codeine) | Male | 14 | 2 |
| | Female | 3 | 0 |
| Marijuana | Male | 14 | 11 |
| | Female | 4 | 3 |
| Synthetic Narcotics - Manufactured Narcotics Which Can Cause True Drug Addiction (Demerol, Methadones) | Male | 7 | 2 |
| | Female | 0 | 2 |
| Other - Dangerous Nonnarcotic Drugs (Barbiturates, Benzedrine) | Male | 25 | 5 |
| | Female | 1 | 1 |
| Total Drug Abuse Violations: | | Male 73 | 25 |
| | | Female 10 | 6 |

Gambling:

| | | 60 - 64 | 65 + |
|-----------------------------------|--------|-----------------|-------------|
| Bookmaking (Horse and Sport Book) | Male | 0 | 0 |
| | Female | 0 | 0 |
| Numbers and Lottery | Male | 0 | 0 |
| | Female | 0 | 0 |
| All Other Gambling | Male | 0 | 0 |
| | Female | 0 | 0 |
| Total Gambling Violations: | | Male 0 | 0 |
| | | Female 0 | 0 |

Miscellaneous:

| | | 60 - 64 | 65 + |
|--|--------|-------------------|-------------|
| Offenses Against the Family and Children | Male | 1 | 0 |
| | Female | 3 | 1 |
| Driving Under the Influence | Male | 97 | 95 |
| | Female | 28 | 42 |
| Liquor Laws | Male | 69 | 32 |
| | Female | 3 | 1 |
| Drunkenness | Male | 0 | 0 |
| | Female | 0 | 0 |
| Disorderly Conduct | Male | 20 | 13 |
| | Female | 6 | 5 |
| Vagrancy | Male | 55 | 21 |
| | Female | 6 | 4 |
| All Other Offenses (Except Traffic) | Male | 544 | 318 |
| | Female | 73 | 50 |
| Suspicion | Male | 0 | 0 |
| | Female | 0 | 0 |
| Total Miscellaneous Violations: | | Male 786 | 479 |
| | | Female 119 | 103 |

Human Trafficking:

| | | 60 - 64 | 65 + |
|--|--------|-----------------|-------------|
| Human Trafficking/ Commercial Sex Acts | Male | 1 | 0 |
| | Female | 0 | 0 |
| Human Trafficking/ Involuntary Servitude | Male | 0 | 0 |
| | Female | 0 | 0 |
| Total Human Trafficking Violations: | | Male 1 | 0 |
| | | Female 0 | 0 |

2016 Boulder City PD Arrests - Adult
60+ Years of Age

| Index Crime: | | 60 - 64 | 65 + |
|--|--------|---------------|----------|
| Murder and Nonnegligent Manslaughter | Male | 0 | 0 |
| | Female | 0 | 0 |
| Manslaughter by Negligence | Male | 0 | 0 |
| | Female | 0 | 0 |
| Rape | Male | 0 | 0 |
| | Female | 0 | 0 |
| Robbery | Male | 0 | 0 |
| | Female | 0 | 0 |
| Aggravated Assault (Return A - 4a-d) | Male | 0 | 0 |
| | Female | 0 | 0 |
| Burglary - Breaking or Entering | Male | 0 | 0 |
| | Female | 0 | 0 |
| Larceny - Theft (Except Motor Vehicle Theft) | Male | 0 | 0 |
| | Female | 0 | 0 |
| Motor Vehicle Theft | Male | 0 | 0 |
| | Female | 0 | 0 |
| Arson | Male | 0 | 0 |
| | Female | 0 | 0 |
| Total Index Crimes Violations: | | Male | 0 |
| | | Female | 0 |

| Other Offenses: | | 60 - 64 | 65 + |
|--|--------|---------------|----------|
| Other Assaults (Return A - 4e) | Male | 3 | 1 |
| | Female | 1 | 2 |
| Forgery and Counterfeiting | Male | 1 | 0 |
| | Female | 0 | 0 |
| Fraud | Male | 1 | 0 |
| | Female | 0 | 0 |
| Embezzlement | Male | 0 | 0 |
| | Female | 0 | 0 |
| Stolen Property; Buying, Receiving, Possessing | Male | 0 | 0 |
| | Female | 0 | 0 |
| Vandalism | Male | 0 | 0 |
| | Female | 0 | 0 |
| Weapons; Carrying, Possessing, etc. | Male | 0 | 1 |
| | Female | 0 | 0 |
| Total Other Offense Violations: | | Male | 5 |
| | | Female | 2 |

| Prostitution and Commercialized Vice: | | 60 - 64 | 65 + |
|---|--------|---------------|----------|
| Prostitution | Male | 0 | 0 |
| | Female | 0 | 0 |
| Assisting or Promoting Prostitution | Male | 0 | 0 |
| | Female | 0 | 0 |
| Purchasing Prostitution | Male | 0 | 0 |
| | Female | 0 | 0 |
| Sex Offenses (Except Forcible Rape and Prostitution) | Male | 0 | 0 |
| | Female | 0 | 0 |
| Total Prostitution & Commercialized Vice Violations: | | Male | 0 |
| | | Female | 0 |

2016 Boulder City PD Arrests - Adult
60+ Years of Age

Drug Abuse Violations:

| Sale/Manufacturing: | | 60 - 64 | 65 + |
|--|--------|-----------------|-------------|
| Opium or Cocaine and Their Derivatives (Morphine, Heroin, Codeine) | Male | 0 | 0 |
| | Female | 0 | 0 |
| Marijuana | Male | 0 | 0 |
| | Female | 0 | 0 |
| Synthetic Narcotics - Manufactured Narcotics Which Can Cause True Drug Addiction (Demerol, Methadones) | Male | 0 | 0 |
| | Female | 1 | 0 |
| Other - Dangerous Nonnarcotic Drugs (Barbiturates, Benzedrine) | Male | 0 | 0 |
| | Female | 0 | 0 |
| Possession: | | | |
| Opium or Cocaine and Their Derivatives (Morphine, Heroin, Codeine) | Male | 0 | 0 |
| | Female | 0 | 0 |
| Marijuana | Male | 0 | 0 |
| | Female | 0 | 0 |
| Synthetic Narcotics - Manufactured Narcotics Which Can Cause True Drug Addiction (Demerol, Methadones) | Male | 0 | 0 |
| | Female | 0 | 0 |
| Other - Dangerous Nonnarcotic Drugs (Barbiturates, Benzedrine) | Male | 0 | 0 |
| | Female | 0 | 0 |
| Total Drug Abuse Violations: | | Male 0 | 0 |
| | | Female 1 | 0 |

Gambling:

| | | 60 - 64 | 65 + |
|-----------------------------------|--------|-----------------|-------------|
| Bookmaking (Horse and Sport Book) | Male | 0 | 0 |
| | Female | 0 | 0 |
| Numbers and Lottery | Male | 0 | 0 |
| | Female | 0 | 0 |
| All Other Gambling | Male | 0 | 0 |
| | Female | 0 | 0 |
| Total Gambling Violations: | | Male 0 | 0 |
| | | Female 0 | 0 |

Miscellaneous:

| | | 60 - 64 | 65 + |
|--|--------|-----------------|-------------|
| Offenses Against the Family and Children | Male | 0 | 0 |
| | Female | 0 | 0 |
| Driving Under the Influence | Male | 4 | 3 |
| | Female | 1 | 1 |
| Liquor Laws | Male | 0 | 0 |
| | Female | 0 | 0 |
| Drunkenness | Male | 0 | 0 |
| | Female | 0 | 0 |
| Disorderly Conduct | Male | 0 | 0 |
| | Female | 0 | 0 |
| Vagrancy | Male | 0 | 0 |
| | Female | 0 | 0 |
| All Other Offenses (Except Traffic) | Male | 1 | 1 |
| | Female | 0 | 0 |
| Suspicion | Male | 0 | 0 |
| | Female | 0 | 0 |
| Total Miscellaneous Violations: | | Male 5 | 4 |
| | | Female 1 | 1 |

Human Trafficking:

| | | 60 - 64 | 65 + |
|--|--------|-----------------|-------------|
| Human Trafficking/ Commercial Sex Acts | Male | 0 | 0 |
| | Female | 0 | 0 |
| Human Trafficking/ Involuntary Servitude | Male | 0 | 0 |
| | Female | 0 | 0 |
| Total Human Trafficking Violations: | | Male 0 | 0 |
| | | Female 0 | 0 |

2016 Clark County School District PD Arrests - Adult
60+ Years of Age

| Index Crime: | | 60 - 64 | 65 + |
|--|--------|---------------|----------|
| Murder and Nonnegligent Manslaughter | Male | 0 | 0 |
| | Female | 0 | 0 |
| Manslaughter by Negligence | Male | 0 | 0 |
| | Female | 0 | 0 |
| Rape | Male | 0 | 0 |
| | Female | 0 | 0 |
| Robbery | Male | 0 | 0 |
| | Female | 0 | 0 |
| Aggravated Assault (Return A - 4a-d) | Male | 0 | 0 |
| | Female | 0 | 0 |
| Burglary - Breaking or Entering | Male | 0 | 0 |
| | Female | 0 | 0 |
| Larceny - Theft (Except Motor Vehicle Theft) | Male | 0 | 0 |
| | Female | 0 | 0 |
| Motor Vehicle Theft | Male | 0 | 0 |
| | Female | 0 | 0 |
| Arson | Male | 0 | 0 |
| | Female | 0 | 0 |
| Total Index Crimes Violations: | | Male | 0 |
| | | Female | 0 |

| Other Offenses: | | 60 - 64 | 65 + |
|--|--------|---------------|----------|
| Other Assaults (Return A - 4e) | Male | 0 | 0 |
| | Female | 0 | 0 |
| Forgery and Counterfeiting | Male | 0 | 0 |
| | Female | 0 | 0 |
| Fraud | Male | 0 | 0 |
| | Female | 0 | 0 |
| Embezzlement | Male | 0 | 0 |
| | Female | 0 | 0 |
| Stolen Property; Buying, Receiving, Possessing | Male | 0 | 0 |
| | Female | 0 | 0 |
| Vandalism | Male | 0 | 0 |
| | Female | 0 | 0 |
| Weapons; Carrying, Possessing, etc. | Male | 0 | 0 |
| | Female | 0 | 0 |
| Total Other Offense Violations: | | Male | 0 |
| | | Female | 0 |

| Prostitution and Commercialized Vice: | | 60 - 64 | 65 + |
|---|--------|---------------|----------|
| Prostitution | Male | 0 | 0 |
| | Female | 0 | 0 |
| Assisting or Promoting Prostitution | Male | 0 | 0 |
| | Female | 0 | 0 |
| Purchasing Prostitution | Male | 0 | 0 |
| | Female | 0 | 0 |
| Sex Offenses (Except Forcible Rape and Prostitution) | Male | 0 | 0 |
| | Female | 0 | 0 |
| Total Prostitution & Commercialized Vice Violations: | | Male | 0 |
| | | Female | 0 |

2016 Clark County School District PD Arrests - Adult
60+ Years of Age

Drug Abuse Violations:

| Sale/Manufacturing: | | 60 - 64 | 65 + |
|--|--------|-----------------|-------------|
| Opium or Cocaine and Their Derivatives (Morphine, Heroin, Codeine) | Male | 0 | 0 |
| | Female | 0 | 0 |
| Marijuana | Male | 0 | 0 |
| | Female | 0 | 0 |
| Synthetic Narcotics - Manufactured Narcotics Which Can Cause True Drug Addiction (Demerol, Methadones) | Male | 0 | 0 |
| | Female | 0 | 0 |
| Other - Dangerous Nonnarcotic Drugs (Barbiturates, Benzedrine) | Male | 0 | 0 |
| | Female | 0 | 0 |
| Possession: | | | |
| Opium or Cocaine and Their Derivatives (Morphine, Heroin, Codeine) | Male | 0 | 0 |
| | Female | 0 | 0 |
| Marijuana | Male | 0 | 0 |
| | Female | 0 | 0 |
| Synthetic Narcotics - Manufactured Narcotics Which Can Cause True Drug Addiction (Demerol, Methadones) | Male | 0 | 0 |
| | Female | 0 | 0 |
| Other - Dangerous Nonnarcotic Drugs (Barbiturates, Benzedrine) | Male | 1 | 0 |
| | Female | 0 | 0 |
| Total Drug Abuse Violations: | | Male 1 | 0 |
| | | Female 0 | 0 |

Gambling:

| | | 60 - 64 | 65 + |
|-----------------------------------|--------|-----------------|-------------|
| Bookmaking (Horse and Sport Book) | Male | 0 | 0 |
| | Female | 0 | 0 |
| Numbers and Lottery | Male | 0 | 0 |
| | Female | 0 | 0 |
| All Other Gambling | Male | 0 | 0 |
| | Female | 0 | 0 |
| Total Gambling Violations: | | Male 0 | 0 |
| | | Female 0 | 0 |

Miscellaneous:

| | | 60 - 64 | 65 + |
|--|--------|-----------------|-------------|
| Offenses Against the Family and Children | Male | 0 | 0 |
| | Female | 0 | 0 |
| Driving Under the Influence | Male | 0 | 0 |
| | Female | 0 | 0 |
| Liquor Laws | Male | 0 | 0 |
| | Female | 0 | 0 |
| Drunkenness | Male | 0 | 0 |
| | Female | 0 | 0 |
| Disorderly Conduct | Male | 0 | 0 |
| | Female | 0 | 0 |
| Vagrancy | Male | 0 | 0 |
| | Female | 0 | 0 |
| All Other Offenses (Except Traffic) | Male | 0 | 0 |
| | Female | 0 | 0 |
| Suspicion | Male | 0 | 0 |
| | Female | 0 | 0 |
| Total Miscellaneous Violations: | | Male 0 | 0 |
| | | Female 0 | 0 |

Human Trafficking:

| | | 60 - 64 | 65 + |
|--|--------|-----------------|-------------|
| Human Trafficking/ Commercial Sex Acts | Male | 0 | 0 |
| | Female | 0 | 0 |
| Human Trafficking/ Involuntary Servitude | Male | 0 | 0 |
| | Female | 0 | 0 |
| Total Human Trafficking Violations: | | Male 0 | 0 |
| | | Female 0 | 0 |

2016 College of Southern Nevada PD Arrests - Adult
60+ Years of Age

| Index Crime: | | 60 - 64 | 65 + |
|--|--------|---------|------|
| Murder and Nonnegligent Manslaughter | Male | 0 | 0 |
| | Female | 0 | 0 |
| Manslaughter by Negligence | Male | 0 | 0 |
| | Female | 0 | 0 |
| Rape | Male | 0 | 0 |
| | Female | 0 | 0 |
| Robbery | Male | 0 | 0 |
| | Female | 0 | 0 |
| Aggravated Assault (Return A - 4a-d) | Male | 0 | 0 |
| | Female | 0 | 0 |
| Burglary - Breaking or Entering | Male | 0 | 0 |
| | Female | 0 | 0 |
| Larceny - Theft (Except Motor Vehicle Theft) | Male | 0 | 0 |
| | Female | 0 | 0 |
| Motor Vehicle Theft | Male | 0 | 0 |
| | Female | 0 | 0 |
| Arson | Male | 0 | 0 |
| | Female | 0 | 0 |
| Total Index Crimes Violations: | | Male | 0 |
| | | Female | 0 |

| Other Offenses: | | 60 - 64 | 65 + |
|--|--------|---------|------|
| Other Assaults (Return A - 4e) | Male | 0 | 0 |
| | Female | 0 | 0 |
| Forgery and Counterfeiting | Male | 0 | 0 |
| | Female | 0 | 0 |
| Fraud | Male | 0 | 0 |
| | Female | 0 | 0 |
| Embezzlement | Male | 0 | 0 |
| | Female | 0 | 0 |
| Stolen Property; Buying, Receiving, Possessing | Male | 0 | 0 |
| | Female | 0 | 0 |
| Vandalism | Male | 0 | 0 |
| | Female | 0 | 0 |
| Weapons; Carrying, Possessing, etc. | Male | 0 | 0 |
| | Female | 0 | 0 |
| Total Other Offense Violations: | | Male | 0 |
| | | Female | 0 |

| Prostitution and Commercialized Vice: | | 60 - 64 | 65 + |
|--|--------|---------|------|
| Prostitution | Male | 0 | 0 |
| | Female | 0 | 0 |
| Assisting or Promoting Prostitution | Male | 0 | 0 |
| | Female | 0 | 0 |
| Purchasing Prostitution | Male | 0 | 0 |
| | Female | 0 | 0 |
| Sex Offenses (Except Forcible Rape and Prostitution) | Male | 0 | 0 |
| | Female | 0 | 0 |
| Total Prostitution & Commercialized Vice Violations: | | Male | 0 |
| | | Female | 0 |

2016 College of Southern Nevada PD Arrests - Adult
60+ Years of Age

Drug Abuse Violations:

| Sale/Manufacturing: | | 60 - 64 | 65 + |
|--|--------|-----------------|-------------|
| Opium or Cocaine and Their Derivatives (Morphine, Heroin, Codeine) | Male | 0 | 0 |
| | Female | 0 | 0 |
| Marijuana | Male | 0 | 0 |
| | Female | 0 | 0 |
| Synthetic Narcotics - Manufactured Narcotics Which Can Cause True Drug Addiction (Demerol, Methadones) | Male | 0 | 0 |
| | Female | 0 | 0 |
| Other - Dangerous Nonnarcotic Drugs (Barbiturates, Benzedrine) | Male | 0 | 0 |
| | Female | 0 | 0 |
| Possession: | | | |
| Opium or Cocaine and Their Derivatives (Morphine, Heroin, Codeine) | Male | 0 | 0 |
| | Female | 0 | 0 |
| Marijuana | Male | 1 | 0 |
| | Female | 0 | 0 |
| Synthetic Narcotics - Manufactured Narcotics Which Can Cause True Drug Addiction (Demerol, Methadones) | Male | 0 | 0 |
| | Female | 0 | 0 |
| Other - Dangerous Nonnarcotic Drugs (Barbiturates, Benzedrine) | Male | 0 | 0 |
| | Female | 0 | 0 |
| Total Drug Abuse Violations: | | Male 1 | 0 |
| | | Female 0 | 0 |

Gambling:

| | | 60 - 64 | 65 + |
|-----------------------------------|--------|-----------------|-------------|
| Bookmaking (Horse and Sport Book) | Male | 0 | 0 |
| | Female | 0 | 0 |
| Numbers and Lottery | Male | 0 | 0 |
| | Female | 0 | 0 |
| All Other Gambling | Male | 0 | 0 |
| | Female | 0 | 0 |
| Total Gambling Violations: | | Male 0 | 0 |
| | | Female 0 | 0 |

Miscellaneous:

| | | 60 - 64 | 65 + |
|--|--------|-----------------|-------------|
| Offenses Against the Family and Children | Male | 0 | 0 |
| | Female | 0 | 0 |
| Driving Under the Influence | Male | 0 | 0 |
| | Female | 0 | 0 |
| Liquor Laws | Male | 0 | 0 |
| | Female | 0 | 0 |
| Drunkenness | Male | 0 | 0 |
| | Female | 0 | 0 |
| Disorderly Conduct | Male | 0 | 0 |
| | Female | 0 | 0 |
| Vagrancy | Male | 0 | 0 |
| | Female | 0 | 0 |
| All Other Offenses (Except Traffic) | Male | 0 | 1 |
| | Female | 0 | 0 |
| Suspicion | Male | 0 | 0 |
| | Female | 0 | 0 |
| Total Miscellaneous Violations: | | Male 0 | 1 |
| | | Female 0 | 0 |

Human Trafficking:

| | | 60 - 64 | 65 + |
|--|--------|-----------------|-------------|
| Human Trafficking/ Commercial Sex Acts | Male | 0 | 0 |
| | Female | 0 | 0 |
| Human Trafficking/ Involuntary Servitude | Male | 0 | 0 |
| | Female | 0 | 0 |
| Total Human Trafficking Violations: | | Male 0 | 0 |
| | | Female 0 | 0 |

2016 Henderson PD Arrests - Adult
60+ Years of Age

| Index Crime: | | 60 - 64 | 65 + |
|--|--------|----------|------|
| Murder and Nonnegligent Manslaughter | Male | 1 | 0 |
| | Female | 0 | 0 |
| Manslaughter by Negligence | Male | 0 | 0 |
| | Female | 0 | 0 |
| Rape | Male | 0 | 1 |
| | Female | 0 | 0 |
| Robbery | Male | 0 | 0 |
| | Female | 0 | 0 |
| Aggravated Assault (Return A - 4a-d) | Male | 1 | 3 |
| | Female | 0 | 2 |
| Burglary - Breaking or Entering | Male | 1 | 0 |
| | Female | 1 | 0 |
| Larceny - Theft (Except Motor Vehicle Theft) | Male | 7 | 1 |
| | Female | 3 | 6 |
| Motor Vehicle Theft | Male | 1 | 0 |
| | Female | 0 | 0 |
| Arson | Male | 0 | 0 |
| | Female | 0 | 0 |
| Total Index Crimes Violations: | | Male 11 | 5 |
| | | Female 4 | 8 |

| Other Offenses: | | 60 - 64 | 65 + |
|--|--------|-----------|------|
| Other Assaults (Return A - 4e) | Male | 15 | 20 |
| | Female | 18 | 14 |
| Forgery and Counterfeiting | Male | 0 | 0 |
| | Female | 1 | 0 |
| Fraud | Male | 2 | 0 |
| | Female | 0 | 0 |
| Embezzlement | Male | 0 | 1 |
| | Female | 0 | 0 |
| Stolen Property; Buying, Receiving, Possessing | Male | 1 | 0 |
| | Female | 0 | 0 |
| Vandalism | Male | 1 | 1 |
| | Female | 1 | 0 |
| Weapons; Carrying, Possessing, etc. | Male | 0 | 1 |
| | Female | 0 | 0 |
| Total Other Offense Violations: | | Male 19 | 23 |
| | | Female 20 | 14 |

| Prostitution and Commercialized Vice: | | 60 - 64 | 65 + |
|--|--------|----------|------|
| Prostitution | Male | 0 | 0 |
| | Female | 0 | 0 |
| Assisting or Promoting Prostitution | Male | 0 | 0 |
| | Female | 0 | 0 |
| Purchasing Prostitution | Male | 0 | 0 |
| | Female | 0 | 0 |
| Sex Offenses (Except Forcible Rape and Prostitution) | Male | 2 | 1 |
| | Female | 0 | 0 |
| Total Prostitution & Commercialized Vice Violations: | | Male 2 | 1 |
| | | Female 0 | 0 |

2016 Henderson PD Arrests - Adult
60+ Years of Age

Drug Abuse Violations:

| Sale/Manufacturing: | | 60 - 64 | 65 + |
|--|--------|-----------------|-------------|
| Opium or Cocaine and Their Derivatives (Morphine, Heroin, Codeine) | Male | 0 | 0 |
| | Female | 0 | 0 |
| Marijuana | Male | 0 | 0 |
| | Female | 0 | 0 |
| Synthetic Narcotics - Manufactured Narcotics Which Can Cause True Drug Addiction (Demerol, Methadones) | Male | 0 | 0 |
| | Female | 0 | 0 |
| Other - Dangerous Nonnarcotic Drugs (Barbiturates, Benzedrine) | Male | 1 | 1 |
| | Female | 0 | 0 |
| Possession: | | | |
| Opium or Cocaine and Their Derivatives (Morphine, Heroin, Codeine) | Male | 0 | 0 |
| | Female | 0 | 0 |
| Marijuana | Male | 0 | 0 |
| | Female | 0 | 0 |
| Synthetic Narcotics - Manufactured Narcotics Which Can Cause True Drug Addiction (Demerol, Methadones) | Male | 0 | 0 |
| | Female | 0 | 0 |
| Other - Dangerous Nonnarcotic Drugs (Barbiturates, Benzedrine) | Male | 4 | 2 |
| | Female | 0 | 0 |
| Total Drug Abuse Violations: | | Male 5 | 3 |
| | | Female 0 | 0 |

Gambling:

| | | 60 - 64 | 65 + |
|-----------------------------------|--------|-----------------|-------------|
| Bookmaking (Horse and Sport Book) | Male | 0 | 0 |
| | Female | 0 | 0 |
| Numbers and Lottery | Male | 0 | 0 |
| | Female | 0 | 0 |
| All Other Gambling | Male | 0 | 0 |
| | Female | 0 | 0 |
| Total Gambling Violations: | | Male 0 | 0 |
| | | Female 0 | 0 |

Miscellaneous:

| | | 60 - 64 | 65 + |
|--|--------|------------------|-------------|
| Offenses Against the Family and Children | Male | 1 | 0 |
| | Female | 1 | 1 |
| Driving Under the Influence | Male | 10 | 14 |
| | Female | 5 | 7 |
| Liquor Laws | Male | 8 | 7 |
| | Female | 0 | 0 |
| Drunkenness | Male | 0 | 0 |
| | Female | 0 | 0 |
| Disorderly Conduct | Male | 0 | 1 |
| | Female | 1 | 0 |
| Vagrancy | Male | 1 | 0 |
| | Female | 0 | 0 |
| All Other Offenses (Except Traffic) | Male | 60 | 35 |
| | Female | 17 | 16 |
| Suspicion | Male | 0 | 0 |
| | Female | 0 | 0 |
| Total Miscellaneous Violations: | | Male 80 | 57 |
| | | Female 24 | 24 |

Human Trafficking:

| | | 60 - 64 | 65 + |
|--|--------|-----------------|-------------|
| Human Trafficking/ Commercial Sex Acts | Male | 0 | 0 |
| | Female | 0 | 0 |
| Human Trafficking/ Involuntary Servitude | Male | 0 | 0 |
| | Female | 0 | 0 |
| Total Human Trafficking Violations: | | Male 0 | 0 |
| | | Female 0 | 0 |

2016 Las Vegas Metro Arrests - Adult
60+ Years of Age

| Index Crime: | | 60 - 64 | 65 + |
|--|--------|---------|------|
| Murder and Nonnegligent Manslaughter | Male | 1 | 1 |
| | Female | 1 | 0 |
| Manslaughter by Negligence | Male | 0 | 0 |
| | Female | 0 | 0 |
| Rape | Male | 6 | 7 |
| | Female | 0 | 0 |
| Robbery | Male | 3 | 2 |
| | Female | 2 | 2 |
| Aggravated Assault (Return A - 4a-d) | Male | 49 | 28 |
| | Female | 12 | 10 |
| Burglary - Breaking or Entering | Male | 8 | 2 |
| | Female | 0 | 5 |
| Larceny - Theft (Except Motor Vehicle Theft) | Male | 41 | 15 |
| | Female | 12 | 2 |
| Motor Vehicle Theft | Male | 1 | 1 |
| | Female | 0 | 0 |
| Arson | Male | 0 | 0 |
| | Female | 0 | 0 |
| Total Index Crimes Violations: | | | |
| | Male | 109 | 56 |
| | Female | 27 | 19 |

| Other Offenses: | | 60 - 64 | 65 + |
|--|--------|---------|------|
| Other Assaults (Return A - 4e) | Male | 106 | 90 |
| | Female | 37 | 38 |
| Forgery and Counterfeiting | Male | 0 | 2 |
| | Female | 1 | 0 |
| Fraud | Male | 11 | 7 |
| | Female | 4 | 0 |
| Embezzlement | Male | 3 | 1 |
| | Female | 0 | 2 |
| Stolen Property; Buying, Receiving, Possessing | Male | 3 | 0 |
| | Female | 0 | 0 |
| Vandalism | Male | 9 | 3 |
| | Female | 1 | 0 |
| Weapons; Carrying, Possessing, etc. | Male | 10 | 10 |
| | Female | 0 | 0 |
| Total Other Offense Violations: | | | |
| | Male | 142 | 113 |
| | Female | 43 | 40 |

| Prostitution and Commercialized Vice: | | 60 - 64 | 65 + |
|--|--------|---------|------|
| Prostitution | Male | 7 | 4 |
| | Female | 2 | 0 |
| Assisting or Promoting Prostitution | Male | 2 | 0 |
| | Female | 0 | 0 |
| Purchasing Prostitution | Male | 0 | 1 |
| | Female | 0 | 0 |
| Sex Offenses (Except Forcible Rape and Prostitution) | Male | 24 | 19 |
| | Female | 1 | 0 |
| Total Prostitution & Commercialized Vice Violations: | | | |
| | Male | 33 | 24 |
| | Female | 3 | 0 |

2016 Las Vegas Metro Arrests - Adult
60+ Years of Age

Drug Abuse Violations:

| Sale/Manufacturing: | | 60 - 64 | 65 + |
|--|--------|-----------------|-------------|
| Opium or Cocaine and Their Derivatives (Morphine, Heroin, Codeine) | Male | 5 | 1 |
| | Female | 0 | 0 |
| Marijuana | Male | 3 | 0 |
| | Female | 0 | 0 |
| Synthetic Narcotics - Manufactured Narcotics Which Can Cause True Drug Addiction (Demerol, Methadones) | Male | 1 | 1 |
| | Female | 0 | 0 |
| Other - Dangerous Nonnarcotic Drugs (Barbiturates, Benzedrine) | Male | 3 | 2 |
| | Female | 0 | 0 |
| Possession: | | | |
| Opium or Cocaine and Their Derivatives (Morphine, Heroin, Codeine) | Male | 12 | 2 |
| | Female | 3 | 0 |
| Marijuana | Male | 12 | 11 |
| | Female | 4 | 3 |
| Synthetic Narcotics - Manufactured Narcotics Which Can Cause True Drug Addiction (Demerol, Methadones) | Male | 7 | 2 |
| | Female | 0 | 2 |
| Other - Dangerous Nonnarcotic Drugs (Barbiturates, Benzedrine) | Male | 15 | 3 |
| | Female | 1 | 1 |
| Total Drug Abuse Violations: | | Male 58 | 22 |
| | | Female 8 | 6 |

Gambling:

| | | 60 - 64 | 65 + |
|-----------------------------------|--------|-----------------|-------------|
| Bookmaking (Horse and Sport Book) | Male | 0 | 0 |
| | Female | 0 | 0 |
| Numbers and Lottery | Male | 0 | 0 |
| | Female | 0 | 0 |
| All Other Gambling | Male | 0 | 0 |
| | Female | 0 | 0 |
| Total Gambling Violations: | | Male 0 | 0 |
| | | Female 0 | 0 |

Miscellaneous:

| | | 60 - 64 | 65 + |
|--|--------|------------------|-------------|
| Offenses Against the Family and Children | Male | 0 | 0 |
| | Female | 2 | 0 |
| Driving Under the Influence | Male | 75 | 68 |
| | Female | 20 | 27 |
| Liquor Laws | Male | 60 | 25 |
| | Female | 3 | 1 |
| Drunkenness | Male | 0 | 0 |
| | Female | 0 | 0 |
| Disorderly Conduct | Male | 13 | 11 |
| | Female | 2 | 3 |
| Vagrancy | Male | 54 | 21 |
| | Female | 6 | 4 |
| All Other Offenses (Except Traffic) | Male | 439 | 267 |
| | Female | 48 | 31 |
| Suspicion | Male | 0 | 0 |
| | Female | 0 | 0 |
| Total Miscellaneous Violations: | | Male 641 | 392 |
| | | Female 81 | 66 |

Human Trafficking:

| | | 60 - 64 | 65 + |
|--|--------|-----------------|-------------|
| Human Trafficking/ Commercial Sex Acts | Male | 1 | 0 |
| | Female | 0 | 0 |
| Human Trafficking/ Involuntary Servitude | Male | 0 | 0 |
| | Female | 0 | 0 |
| Total Human Trafficking Violations: | | Male 1 | 0 |
| | | Female 0 | 0 |

2016 Mesquite PD Arrests - Adult
60+ Years of Age

| Index Crime: | | 60 - 64 | 65 + |
|--|--------|---------------|----------|
| Murder and Nonnegligent Manslaughter | Male | 0 | 0 |
| | Female | 0 | 0 |
| Manslaughter by Negligence | Male | 0 | 0 |
| | Female | 0 | 0 |
| Rape | Male | 0 | 0 |
| | Female | 0 | 0 |
| Robbery | Male | 0 | 0 |
| | Female | 0 | 0 |
| Aggravated Assault (Return A - 4a-d) | Male | 0 | 0 |
| | Female | 0 | 0 |
| Burglary - Breaking or Entering | Male | 0 | 0 |
| | Female | 0 | 0 |
| Larceny - Theft (Except Motor Vehicle Theft) | Male | 1 | 0 |
| | Female | 2 | 0 |
| Motor Vehicle Theft | Male | 0 | 0 |
| | Female | 0 | 0 |
| Arson | Male | 0 | 0 |
| | Female | 0 | 0 |
| Total Index Crimes Violations: | | Male | 0 |
| | | Female | 0 |

| Other Offenses: | | 60 - 64 | 65 + |
|--|--------|---------------|----------|
| Other Assaults (Return A - 4e) | Male | 2 | 3 |
| | Female | 0 | 0 |
| Forgery and Counterfeiting | Male | 0 | 0 |
| | Female | 0 | 0 |
| Fraud | Male | 0 | 0 |
| | Female | 0 | 0 |
| Embezzlement | Male | 0 | 0 |
| | Female | 0 | 0 |
| Stolen Property; Buying, Receiving, Possessing | Male | 0 | 0 |
| | Female | 0 | 0 |
| Vandalism | Male | 0 | 0 |
| | Female | 0 | 0 |
| Weapons; Carrying, Possessing, etc. | Male | 0 | 0 |
| | Female | 0 | 0 |
| Total Other Offense Violations: | | Male | 3 |
| | | Female | 0 |

| Prostitution and Commercialized Vice: | | 60 - 64 | 65 + |
|---|--------|---------------|----------|
| Prostitution | Male | 0 | 0 |
| | Female | 0 | 0 |
| Assisting or Promoting Prostitution | Male | 0 | 0 |
| | Female | 0 | 0 |
| Purchasing Prostitution | Male | 0 | 0 |
| | Female | 0 | 0 |
| Sex Offenses (Except Forcible Rape and Prostitution) | Male | 0 | 1 |
| | Female | 0 | 0 |
| Total Prostitution & Commercialized Vice Violations: | | Male | 1 |
| | | Female | 0 |

2016 Mesquite PD Arrests - Adult
60+ Years of Age

Drug Abuse Violations:

| Sale/Manufacturing: | | 60 - 64 | 65 + |
|--|--------|-----------------|-------------|
| Opium or Cocaine and Their Derivatives (Morphine, Heroin, Codeine) | Male | 0 | 0 |
| | Female | 0 | 0 |
| Marijuana | Male | 0 | 0 |
| | Female | 0 | 0 |
| Synthetic Narcotics - Manufactured Narcotics Which Can Cause True Drug Addiction (Demerol, Methadones) | Male | 0 | 0 |
| | Female | 0 | 0 |
| Other - Dangerous Nonnarcotic Drugs (Barbiturates, Benzedrine) | Male | 0 | 0 |
| | Female | 1 | 0 |
| Possession: | | | |
| Opium or Cocaine and Their Derivatives (Morphine, Heroin, Codeine) | Male | 0 | 0 |
| | Female | 0 | 0 |
| Marijuana | Male | 0 | 0 |
| | Female | 0 | 0 |
| Synthetic Narcotics - Manufactured Narcotics Which Can Cause True Drug Addiction (Demerol, Methadones) | Male | 0 | 0 |
| | Female | 0 | 0 |
| Other - Dangerous Nonnarcotic Drugs (Barbiturates, Benzedrine) | Male | 0 | 0 |
| | Female | 0 | 0 |
| Total Drug Abuse Violations: | | Male 0 | 0 |
| | | Female 1 | 0 |

Gambling:

| | | 60 - 64 | 65 + |
|-----------------------------------|--------|-----------------|-------------|
| Bookmaking (Horse and Sport Book) | Male | 0 | 0 |
| | Female | 0 | 0 |
| Numbers and Lottery | Male | 0 | 0 |
| | Female | 0 | 0 |
| All Other Gambling | Male | 0 | 0 |
| | Female | 0 | 0 |
| Total Gambling Violations: | | Male 0 | 0 |
| | | Female 0 | 0 |

Miscellaneous:

| | | 60 - 64 | 65 + |
|--|--------|-----------------|-------------|
| Offenses Against the Family and Children | Male | 0 | 0 |
| | Female | 0 | 0 |
| Driving Under the Influence | Male | 1 | 2 |
| | Female | 1 | 5 |
| Liquor Laws | Male | 0 | 0 |
| | Female | 0 | 0 |
| Drunkenness | Male | 0 | 0 |
| | Female | 0 | 0 |
| Disorderly Conduct | Male | 4 | 0 |
| | Female | 0 | 0 |
| Vagrancy | Male | 0 | 0 |
| | Female | 0 | 0 |
| All Other Offenses (Except Traffic) | Male | 2 | 1 |
| | Female | 2 | 1 |
| Suspicion | Male | 0 | 0 |
| | Female | 0 | 0 |
| Total Miscellaneous Violations: | | Male 7 | 3 |
| | | Female 3 | 6 |

Human Trafficking:

| | | 60 - 64 | 65 + |
|--|--------|-----------------|-------------|
| Human Trafficking/ Commercial Sex Acts | Male | 0 | 0 |
| | Female | 0 | 0 |
| Human Trafficking/ Involuntary Servitude | Male | 0 | 0 |
| | Female | 0 | 0 |
| Total Human Trafficking Violations: | | Male 0 | 0 |
| | | Female 0 | 0 |

2016 North Las Vegas PD Arrests - Adult
60+ Years of Age

| Index Crime: | | 60 - 64 | 65 + |
|--|--------|-----------------|-----------|
| Murder and Nonnegligent Manslaughter | Male | 0 | 0 |
| | Female | 0 | 0 |
| Manslaughter by Negligence | Male | 0 | 0 |
| | Female | 0 | 0 |
| Rape | Male | 0 | 0 |
| | Female | 0 | 0 |
| Robbery | Male | 0 | 0 |
| | Female | 0 | 0 |
| Aggravated Assault (Return A - 4a-d) | Male | 10 | 7 |
| | Female | 3 | 4 |
| Burglary - Breaking or Entering | Male | 1 | 0 |
| | Female | 0 | 0 |
| Larceny - Theft (Except Motor Vehicle Theft) | Male | 7 | 3 |
| | Female | 2 | 0 |
| Motor Vehicle Theft | Male | 0 | 0 |
| | Female | 0 | 0 |
| Arson | Male | 0 | 0 |
| | Female | 0 | 0 |
| Total Index Crimes Violations: | | Male 18 | 10 |
| | | Female 5 | 4 |

| Other Offenses: | | 60 - 64 | 65 + |
|--|--------|-----------------|----------|
| Other Assaults (Return A - 4e) | Male | 6 | 2 |
| | Female | 0 | 0 |
| Forgery and Counterfeiting | Male | 0 | 0 |
| | Female | 0 | 0 |
| Fraud | Male | 0 | 1 |
| | Female | 0 | 0 |
| Embezzlement | Male | 0 | 0 |
| | Female | 0 | 0 |
| Stolen Property; Buying, Receiving, Possessing | Male | 0 | 0 |
| | Female | 0 | 0 |
| Vandalism | Male | 1 | 0 |
| | Female | 0 | 0 |
| Weapons; Carrying, Possessing, etc. | Male | 1 | 0 |
| | Female | 0 | 0 |
| Total Other Offense Violations: | | Male 8 | 3 |
| | | Female 0 | 0 |

| Prostitution and Commercialized Vice: | | 60 - 64 | 65 + |
|---|--------|-----------------|----------|
| Prostitution | Male | 0 | 0 |
| | Female | 0 | 0 |
| Assisting or Promoting Prostitution | Male | 0 | 0 |
| | Female | 0 | 0 |
| Purchasing Prostitution | Male | 0 | 0 |
| | Female | 0 | 0 |
| Sex Offenses (Except Forcible Rape and Prostitution) | Male | 0 | 0 |
| | Female | 0 | 0 |
| Total Prostitution & Commercialized Vice Violations: | | Male 0 | 0 |
| | | Female 0 | 0 |

2016 North Las Vegas PD Arrests - Adult
60+ Years of Age

Drug Abuse Violations:

| Sale/Manufacturing: | | 60 - 64 | 65 + |
|--|--------|-----------------|-------------|
| Opium or Cocaine and Their Derivatives (Morphine, Heroin, Codeine) | Male | 0 | 0 |
| | Female | 0 | 0 |
| Marijuana | Male | 0 | 0 |
| | Female | 0 | 0 |
| Synthetic Narcotics - Manufactured Narcotics Which Can Cause True Drug Addiction (Demerol, Methadones) | Male | 0 | 0 |
| | Female | 0 | 0 |
| Other - Dangerous Nonnarcotic Drugs (Barbiturates, Benzedrine) | Male | 0 | 0 |
| | Female | 0 | 0 |
| Possession: | | | |
| Opium or Cocaine and Their Derivatives (Morphine, Heroin, Codeine) | Male | 2 | 0 |
| | Female | 0 | 0 |
| Marijuana | Male | 1 | 0 |
| | Female | 0 | 0 |
| Synthetic Narcotics - Manufactured Narcotics Which Can Cause True Drug Addiction (Demerol, Methadones) | Male | 0 | 0 |
| | Female | 0 | 0 |
| Other - Dangerous Nonnarcotic Drugs (Barbiturates, Benzedrine) | Male | 5 | 0 |
| | Female | 0 | 0 |
| Total Drug Abuse Violations: | | Male 8 | 0 |
| | | Female 0 | 0 |

Gambling:

| | | 60 - 64 | 65 + |
|-----------------------------------|--------|-----------------|-------------|
| Bookmaking (Horse and Sport Book) | Male | 0 | 0 |
| | Female | 0 | 0 |
| Numbers and Lottery | Male | 0 | 0 |
| | Female | 0 | 0 |
| All Other Gambling | Male | 0 | 0 |
| | Female | 0 | 0 |
| Total Gambling Violations: | | Male 0 | 0 |
| | | Female 0 | 0 |

Miscellaneous:

| | | 60 - 64 | 65 + |
|--|--------|------------------|-------------|
| Offenses Against the Family and Children | Male | 0 | 0 |
| | Female | 0 | 0 |
| Driving Under the Influence | Male | 7 | 7 |
| | Female | 1 | 2 |
| Liquor Laws | Male | 0 | 0 |
| | Female | 0 | 0 |
| Drunkenness | Male | 0 | 0 |
| | Female | 0 | 0 |
| Disorderly Conduct | Male | 3 | 1 |
| | Female | 3 | 1 |
| Vagrancy | Male | 0 | 0 |
| | Female | 0 | 0 |
| All Other Offenses (Except Traffic) | Male | 39 | 13 |
| | Female | 6 | 2 |
| Suspicion | Male | 0 | 0 |
| | Female | 0 | 0 |
| Total Miscellaneous Violations: | | Male 49 | 21 |
| | | Female 10 | 5 |

Human Trafficking:

| | | 60 - 64 | 65 + |
|--|--------|-----------------|-------------|
| Human Trafficking/ Commercial Sex Acts | Male | 0 | 0 |
| | Female | 0 | 0 |
| Human Trafficking/ Involuntary Servitude | Male | 0 | 0 |
| | Female | 0 | 0 |
| Total Human Trafficking Violations: | | Male 0 | 0 |
| | | Female 0 | 0 |

2016 UNLV PD Arrests - Adult
60+ Years of Age

| Index Crime: | | 60 - 64 | 65 + |
|--|--------|---------|------|
| Murder and Nonnegligent Manslaughter | Male | 0 | 0 |
| | Female | 0 | 0 |
| Manslaughter by Negligence | Male | 0 | 0 |
| | Female | 0 | 0 |
| Rape | Male | 0 | 0 |
| | Female | 0 | 0 |
| Robbery | Male | 0 | 0 |
| | Female | 0 | 0 |
| Aggravated Assault (Return A - 4a-d) | Male | 0 | 0 |
| | Female | 0 | 0 |
| Burglary - Breaking or Entering | Male | 0 | 0 |
| | Female | 0 | 0 |
| Larceny - Theft (Except Motor Vehicle Theft) | Male | 0 | 0 |
| | Female | 0 | 0 |
| Motor Vehicle Theft | Male | 0 | 0 |
| | Female | 0 | 0 |
| Arson | Male | 0 | 0 |
| | Female | 0 | 0 |
| Total Index Crimes Violations: | | Male | 0 |
| | | Female | 0 |

| Other Offenses: | | 60 - 64 | 65 + |
|--|--------|---------|------|
| Other Assaults (Return A - 4e) | Male | 1 | 0 |
| | Female | 0 | 0 |
| Forgery and Counterfeiting | Male | 0 | 0 |
| | Female | 0 | 0 |
| Fraud | Male | 0 | 0 |
| | Female | 0 | 0 |
| Embezzlement | Male | 0 | 0 |
| | Female | 0 | 0 |
| Stolen Property; Buying, Receiving, Possessing | Male | 0 | 0 |
| | Female | 0 | 0 |
| Vandalism | Male | 0 | 0 |
| | Female | 0 | 0 |
| Weapons; Carrying, Possessing, etc. | Male | 0 | 0 |
| | Female | 0 | 0 |
| Total Other Offense Violations: | | Male | 1 |
| | | Female | 0 |

| Prostitution and Commercialized Vice: | | 60 - 64 | 65 + |
|--|--------|---------|------|
| Prostitution | Male | 0 | 0 |
| | Female | 0 | 0 |
| Assisting or Promoting Prostitution | Male | 0 | 0 |
| | Female | 0 | 0 |
| Purchasing Prostitution | Male | 0 | 0 |
| | Female | 0 | 0 |
| Sex Offenses (Except Forcible Rape and Prostitution) | Male | 1 | 0 |
| | Female | 0 | 0 |
| Total Prostitution & Commercialized Vice Violations: | | Male | 1 |
| | | Female | 0 |

2016 UNLV PD Arrests - Adult
60+ Years of Age

Drug Abuse Violations:

| Sale/Manufacturing: | | 60 - 64 | 65 + |
|--|--------|-----------------|-------------|
| Opium or Cocaine and Their Derivatives (Morphine, Heroin, Codeine) | Male | 0 | 0 |
| | Female | 0 | 0 |
| Marijuana | Male | 0 | 0 |
| | Female | 0 | 0 |
| Synthetic Narcotics - Manufactured Narcotics Which Can Cause True Drug Addiction (Demerol, Methadones) | Male | 0 | 0 |
| | Female | 0 | 0 |
| Other - Dangerous Nonnarcotic Drugs (Barbiturates, Benzedrine) | Male | 0 | 0 |
| | Female | 0 | 0 |
| Possession: | | | |
| Opium or Cocaine and Their Derivatives (Morphine, Heroin, Codeine) | Male | 0 | 0 |
| | Female | 0 | 0 |
| Marijuana | Male | 0 | 0 |
| | Female | 0 | 0 |
| Synthetic Narcotics - Manufactured Narcotics Which Can Cause True Drug Addiction (Demerol, Methadones) | Male | 0 | 0 |
| | Female | 0 | 0 |
| Other - Dangerous Nonnarcotic Drugs (Barbiturates, Benzedrine) | Male | 0 | 0 |
| | Female | 0 | 0 |
| Total Drug Abuse Violations: | | Male 0 | 0 |
| | | Female 0 | 0 |

Gambling:

| | | 60 - 64 | 65 + |
|-----------------------------------|--------|-----------------|-------------|
| Bookmaking (Horse and Sport Book) | Male | 0 | 0 |
| | Female | 0 | 0 |
| Numbers and Lottery | Male | 0 | 0 |
| | Female | 0 | 0 |
| All Other Gambling | Male | 0 | 0 |
| | Female | 0 | 0 |
| Total Gambling Violations: | | Male 0 | 0 |
| | | Female 0 | 0 |

Miscellaneous:

| | | 60 - 64 | 65 + |
|--|--------|-----------------|-------------|
| Offenses Against the Family and Children | Male | 0 | 0 |
| | Female | 0 | 0 |
| Driving Under the Influence | Male | 0 | 1 |
| | Female | 0 | 0 |
| Liquor Laws | Male | 1 | 0 |
| | Female | 0 | 0 |
| Drunkenness | Male | 0 | 0 |
| | Female | 0 | 0 |
| Disorderly Conduct | Male | 0 | 0 |
| | Female | 0 | 1 |
| Vagrancy | Male | 0 | 0 |
| | Female | 0 | 0 |
| All Other Offenses (Except Traffic) | Male | 3 | 0 |
| | Female | 0 | 0 |
| Suspicion | Male | 0 | 0 |
| | Female | 0 | 0 |
| Total Miscellaneous Violations: | | Male 4 | 1 |
| | | Female 0 | 1 |

Human Trafficking:

| | | 60 - 64 | 65 + |
|--|--------|-----------------|-------------|
| Human Trafficking/ Commercial Sex Acts | Male | 0 | 0 |
| | Female | 0 | 0 |
| Human Trafficking/ Involuntary Servitude | Male | 0 | 0 |
| | Female | 0 | 0 |
| Total Human Trafficking Violations: | | Male 0 | 0 |
| | | Female 0 | 0 |

2016 Douglas County Arrests - Adult
60+ Years of Age

| Index Crime: | | 60 - 64 | 65 + |
|--|--------|---------------|----------|
| Murder and Nonnegligent Manslaughter | Male | 0 | 0 |
| | Female | 0 | 0 |
| Manslaughter by Negligence | Male | 0 | 0 |
| | Female | 0 | 0 |
| Rape | Male | 0 | 0 |
| | Female | 0 | 0 |
| Robbery | Male | 0 | 0 |
| | Female | 0 | 0 |
| Aggravated Assault (Return A - 4a-d) | Male | 0 | 1 |
| | Female | 0 | 1 |
| Burglary - Breaking or Entering | Male | 0 | 0 |
| | Female | 0 | 0 |
| Larceny - Theft (Except Motor Vehicle Theft) | Male | 0 | 1 |
| | Female | 1 | 1 |
| Motor Vehicle Theft | Male | 0 | 0 |
| | Female | 0 | 0 |
| Arson | Male | 0 | 0 |
| | Female | 0 | 0 |
| Total Index Crimes Violations: | | Male | 0 |
| | | Female | 1 |
| | | | 2 |

| Other Offenses: | | 60 - 64 | 65 + |
|--|--------|---------------|----------|
| Other Assaults (Return A - 4e) | Male | 7 | 4 |
| | Female | 3 | 1 |
| Forgery and Counterfeiting | Male | 0 | 0 |
| | Female | 0 | 0 |
| Fraud | Male | 0 | 0 |
| | Female | 0 | 0 |
| Embezzlement | Male | 0 | 0 |
| | Female | 0 | 0 |
| Stolen Property; Buying, Receiving, Possessing | Male | 1 | 0 |
| | Female | 0 | 0 |
| Vandalism | Male | 0 | 0 |
| | Female | 0 | 0 |
| Weapons; Carrying, Possessing, etc. | Male | 0 | 0 |
| | Female | 0 | 0 |
| Total Other Offense Violations: | | Male | 8 |
| | | Female | 3 |
| | | | 1 |

| Prostitution and Commercialized Vice: | | 60 - 64 | 65 + |
|---|--------|---------------|----------|
| Prostitution | Male | 0 | 0 |
| | Female | 0 | 0 |
| Assisting or Promoting Prostitution | Male | 0 | 0 |
| | Female | 0 | 0 |
| Purchasing Prostitution | Male | 0 | 0 |
| | Female | 0 | 0 |
| Sex Offenses (Except Forcible Rape and Prostitution) | Male | 0 | 0 |
| | Female | 0 | 0 |
| Total Prostitution & Commercialized Vice Violations: | | Male | 0 |
| | | Female | 0 |
| | | | 0 |

2016 Douglas County Arrests - Adult
60+ Years of Age

Drug Abuse Violations:

| Sale/Manufacturing: | | 60 - 64 | 65 + |
|--|--------|-----------------|-------------|
| Opium or Cocaine and Their Derivatives (Morphine, Heroin, Codeine) | Male | 0 | 0 |
| | Female | 0 | 0 |
| Marijuana | Male | 0 | 0 |
| | Female | 0 | 0 |
| Synthetic Narcotics - Manufactured Narcotics Which Can Cause True Drug Addiction (Demerol, Methadones) | Male | 0 | 0 |
| | Female | 0 | 0 |
| Other - Dangerous Nonnarcotic Drugs (Barbiturates, Benzedrine) | Male | 0 | 2 |
| | Female | 0 | 0 |
| Possession: | | | |
| Opium or Cocaine and Their Derivatives (Morphine, Heroin, Codeine) | Male | 0 | 0 |
| | Female | 0 | 0 |
| Marijuana | Male | 2 | 0 |
| | Female | 0 | 0 |
| Synthetic Narcotics - Manufactured Narcotics Which Can Cause True Drug Addiction (Demerol, Methadones) | Male | 0 | 0 |
| | Female | 0 | 0 |
| Other - Dangerous Nonnarcotic Drugs (Barbiturates, Benzedrine) | Male | 0 | 0 |
| | Female | 0 | 0 |
| Total Drug Abuse Violations: | | Male 2 | 2 |
| | | Female 0 | 0 |

Gambling:

| | | 60 - 64 | 65 + |
|-----------------------------------|--------|-----------------|-------------|
| Bookmaking (Horse and Sport Book) | Male | 0 | 0 |
| | Female | 0 | 0 |
| Numbers and Lottery | Male | 0 | 0 |
| | Female | 0 | 0 |
| All Other Gambling | Male | 0 | 0 |
| | Female | 0 | 0 |
| Total Gambling Violations: | | Male 0 | 0 |
| | | Female 0 | 0 |

Miscellaneous:

| | | 60 - 64 | 65 + |
|--|--------|-----------------|-------------|
| Offenses Against the Family and Children | Male | 0 | 0 |
| | Female | 0 | 0 |
| Driving Under the Influence | Male | 4 | 10 |
| | Female | 3 | 3 |
| Liquor Laws | Male | 1 | 0 |
| | Female | 2 | 1 |
| Drunkenness | Male | 0 | 0 |
| | Female | 0 | 0 |
| Disorderly Conduct | Male | 4 | 0 |
| | Female | 0 | 0 |
| Vagrancy | Male | 1 | 0 |
| | Female | 0 | 0 |
| All Other Offenses (Except Traffic) | Male | 9 | 7 |
| | Female | 0 | 3 |
| Suspicion | Male | 0 | 0 |
| | Female | 0 | 0 |
| Total Miscellaneous Violations: | | Male 19 | 17 |
| | | Female 5 | 7 |

Human Trafficking:

| | | 60 - 64 | 65 + |
|--|--------|-----------------|-------------|
| Human Trafficking/ Commercial Sex Acts | Male | 0 | 0 |
| | Female | 0 | 0 |
| Human Trafficking/ Involuntary Servitude | Male | 0 | 0 |
| | Female | 0 | 0 |
| Total Human Trafficking Violations: | | Male 0 | 0 |
| | | Female 0 | 0 |

2016 Elko County Arrests - Adult
60+ Years of Age

| Index Crime: | | 60 - 64 | 65 + |
|--|--------|---------------|----------|
| Murder and Nonnegligent Manslaughter | Male | 0 | 0 |
| | Female | 0 | 0 |
| Manslaughter by Negligence | Male | 0 | 0 |
| | Female | 0 | 0 |
| Rape | Male | 0 | 0 |
| | Female | 0 | 0 |
| Robbery | Male | 0 | 0 |
| | Female | 0 | 0 |
| Aggravated Assault (Return A - 4a-d) | Male | 0 | 1 |
| | Female | 0 | 0 |
| Burglary - Breaking or Entering | Male | 0 | 0 |
| | Female | 0 | 0 |
| Larceny - Theft (Except Motor Vehicle Theft) | Male | 0 | 0 |
| | Female | 1 | 0 |
| Motor Vehicle Theft | Male | 0 | 0 |
| | Female | 0 | 0 |
| Arson | Male | 0 | 0 |
| | Female | 0 | 0 |
| Total Index Crimes Violations: | | Male | 0 |
| | | Female | 1 |

| Other Offenses: | | 60 - 64 | 65 + |
|--|--------|---------------|----------|
| Other Assaults (Return A - 4e) | Male | 1 | 2 |
| | Female | 0 | 0 |
| Forgery and Counterfeiting | Male | 1 | 0 |
| | Female | 0 | 0 |
| Fraud | Male | 0 | 0 |
| | Female | 0 | 0 |
| Embezzlement | Male | 0 | 0 |
| | Female | 1 | 0 |
| Stolen Property; Buying, Receiving, Possessing | Male | 2 | 0 |
| | Female | 0 | 0 |
| Vandalism | Male | 0 | 0 |
| | Female | 0 | 0 |
| Weapons; Carrying, Possessing, etc. | Male | 0 | 1 |
| | Female | 0 | 0 |
| Total Other Offense Violations: | | Male | 4 |
| | | Female | 1 |

| Prostitution and Commercialized Vice: | | 60 - 64 | 65 + |
|---|--------|---------------|----------|
| Prostitution | Male | 0 | 0 |
| | Female | 0 | 0 |
| Assisting or Promoting Prostitution | Male | 0 | 0 |
| | Female | 0 | 0 |
| Purchasing Prostitution | Male | 0 | 0 |
| | Female | 0 | 0 |
| Sex Offenses (Except Forcible Rape and Prostitution) | Male | 0 | 0 |
| | Female | 1 | 0 |
| Total Prostitution & Commercialized Vice Violations: | | Male | 0 |
| | | Female | 1 |

2016 Elko County Arrests - Adult
60+ Years of Age

Drug Abuse Violations:

| Sale/Manufacturing: | | 60 - 64 | 65 + |
|--|--------|-----------------|-------------|
| Opium or Cocaine and Their Derivatives (Morphine, Heroin, Codeine) | Male | 0 | 0 |
| | Female | 0 | 0 |
| Marijuana | Male | 0 | 0 |
| | Female | 0 | 0 |
| Synthetic Narcotics - Manufactured Narcotics Which Can Cause True Drug Addiction (Demerol, Methadones) | Male | 0 | 0 |
| | Female | 0 | 0 |
| Other - Dangerous Nonnarcotic Drugs (Barbiturates, Benzedrine) | Male | 0 | 0 |
| | Female | 0 | 0 |
| Possession: | | | |
| Opium or Cocaine and Their Derivatives (Morphine, Heroin, Codeine) | Male | 0 | 0 |
| | Female | 0 | 0 |
| Marijuana | Male | 0 | 1 |
| | Female | 0 | 0 |
| Synthetic Narcotics - Manufactured Narcotics Which Can Cause True Drug Addiction (Demerol, Methadones) | Male | 0 | 0 |
| | Female | 0 | 0 |
| Other - Dangerous Nonnarcotic Drugs (Barbiturates, Benzedrine) | Male | 0 | 0 |
| | Female | 0 | 0 |
| Total Drug Abuse Violations: | | Male 0 | 1 |
| | | Female 0 | 0 |

Gambling:

| | | 60 - 64 | 65 + |
|-----------------------------------|--------|-----------------|-------------|
| Bookmaking (Horse and Sport Book) | Male | 0 | 0 |
| | Female | 0 | 0 |
| Numbers and Lottery | Male | 0 | 0 |
| | Female | 0 | 0 |
| All Other Gambling | Male | 0 | 0 |
| | Female | 0 | 0 |
| Total Gambling Violations: | | Male 0 | 0 |
| | | Female 0 | 0 |

Miscellaneous:

| | | 60 - 64 | 65 + |
|--|--------|-----------------|-------------|
| Offenses Against the Family and Children | Male | 0 | 0 |
| | Female | 0 | 0 |
| Driving Under the Influence | Male | 4 | 3 |
| | Female | 1 | 0 |
| Liquor Laws | Male | 0 | 1 |
| | Female | 0 | 0 |
| Drunkenness | Male | 0 | 0 |
| | Female | 0 | 0 |
| Disorderly Conduct | Male | 0 | 1 |
| | Female | 0 | 0 |
| Vagrancy | Male | 0 | 0 |
| | Female | 0 | 0 |
| All Other Offenses (Except Traffic) | Male | 15 | 10 |
| | Female | 5 | 3 |
| Suspicion | Male | 0 | 0 |
| | Female | 0 | 0 |
| Total Miscellaneous Violations: | | Male 19 | 15 |
| | | Female 6 | 3 |

Human Trafficking:

| | | 60 - 64 | 65 + |
|--|--------|-----------------|-------------|
| Human Trafficking/ Commercial Sex Acts | Male | 0 | 0 |
| | Female | 0 | 0 |
| Human Trafficking/ Involuntary Servitude | Male | 0 | 0 |
| | Female | 0 | 0 |
| Total Human Trafficking Violations: | | Male 0 | 0 |
| | | Female 0 | 0 |

2016 Carlin PD Arrests - Adult
60+ Years of Age

| Index Crime: | | 60 - 64 | 65 + |
|--|--------|---------|------|
| Murder and Nonnegligent Manslaughter | Male | 0 | 0 |
| | Female | 0 | 0 |
| Manslaughter by Negligence | Male | 0 | 0 |
| | Female | 0 | 0 |
| Rape | Male | 0 | 0 |
| | Female | 0 | 0 |
| Robbery | Male | 0 | 0 |
| | Female | 0 | 0 |
| Aggravated Assault (Return A - 4a-d) | Male | 0 | 0 |
| | Female | 0 | 0 |
| Burglary - Breaking or Entering | Male | 0 | 0 |
| | Female | 0 | 0 |
| Larceny - Theft (Except Motor Vehicle Theft) | Male | 0 | 0 |
| | Female | 0 | 0 |
| Motor Vehicle Theft | Male | 0 | 0 |
| | Female | 0 | 0 |
| Arson | Male | 0 | 0 |
| | Female | 0 | 0 |
| Total Index Crimes Violations: | | Male | 0 |
| | | Female | 0 |

| Other Offenses: | | 60 - 64 | 65 + |
|--|--------|---------|------|
| Other Assaults (Return A - 4e) | Male | 0 | 0 |
| | Female | 0 | 0 |
| Forgery and Counterfeiting | Male | 0 | 0 |
| | Female | 0 | 0 |
| Fraud | Male | 0 | 0 |
| | Female | 0 | 0 |
| Embezzlement | Male | 0 | 0 |
| | Female | 0 | 0 |
| Stolen Property; Buying, Receiving, Possessing | Male | 0 | 0 |
| | Female | 0 | 0 |
| Vandalism | Male | 0 | 0 |
| | Female | 0 | 0 |
| Weapons; Carrying, Possessing, etc. | Male | 0 | 0 |
| | Female | 0 | 0 |
| Total Other Offense Violations: | | Male | 0 |
| | | Female | 0 |

| Prostitution and Commercialized Vice: | | 60 - 64 | 65 + |
|--|--------|---------|------|
| Prostitution | Male | 0 | 0 |
| | Female | 0 | 0 |
| Assisting or Promoting Prostitution | Male | 0 | 0 |
| | Female | 0 | 0 |
| Purchasing Prostitution | Male | 0 | 0 |
| | Female | 0 | 0 |
| Sex Offenses (Except Forcible Rape and Prostitution) | Male | 0 | 0 |
| | Female | 0 | 0 |
| Total Prostitution & Commercialized Vice Violations: | | Male | 0 |
| | | Female | 0 |

2016 Carlin PD Arrests - Adult
60+ Years of Age

Drug Abuse Violations:

| Sale/Manufacturing: | | 60 - 64 | 65 + |
|--|--------|-----------------|-------------|
| Opium or Cocaine and Their Derivatives (Morphine, Heroin, Codeine) | Male | 0 | 0 |
| | Female | 0 | 0 |
| Marijuana | Male | 0 | 0 |
| | Female | 0 | 0 |
| Synthetic Narcotics - Manufactured Narcotics Which Can Cause True Drug Addiction (Demerol, Methadones) | Male | 0 | 0 |
| | Female | 0 | 0 |
| Other - Dangerous Nonnarcotic Drugs (Barbiturates, Benzedrine) | Male | 0 | 0 |
| | Female | 0 | 0 |
| Possession: | | | |
| Opium or Cocaine and Their Derivatives (Morphine, Heroin, Codeine) | Male | 0 | 0 |
| | Female | 0 | 0 |
| Marijuana | Male | 0 | 1 |
| | Female | 0 | 0 |
| Synthetic Narcotics - Manufactured Narcotics Which Can Cause True Drug Addiction (Demerol, Methadones) | Male | 0 | 0 |
| | Female | 0 | 0 |
| Other - Dangerous Nonnarcotic Drugs (Barbiturates, Benzedrine) | Male | 0 | 0 |
| | Female | 0 | 0 |
| Total Drug Abuse Violations: | | Male 0 | 1 |
| | | Female 0 | 0 |

Gambling:

| | | 60 - 64 | 65 + |
|-----------------------------------|--------|-----------------|-------------|
| Bookmaking (Horse and Sport Book) | Male | 0 | 0 |
| | Female | 0 | 0 |
| Numbers and Lottery | Male | 0 | 0 |
| | Female | 0 | 0 |
| All Other Gambling | Male | 0 | 0 |
| | Female | 0 | 0 |
| Total Gambling Violations: | | Male 0 | 0 |
| | | Female 0 | 0 |

Miscellaneous:

| | | 60 - 64 | 65 + |
|--|--------|-----------------|-------------|
| Offenses Against the Family and Children | Male | 0 | 0 |
| | Female | 0 | 0 |
| Driving Under the Influence | Male | 1 | 1 |
| | Female | 0 | 0 |
| Liquor Laws | Male | 0 | 1 |
| | Female | 0 | 0 |
| Drunkenness | Male | 0 | 0 |
| | Female | 0 | 0 |
| Disorderly Conduct | Male | 0 | 0 |
| | Female | 0 | 0 |
| Vagrancy | Male | 0 | 0 |
| | Female | 0 | 0 |
| All Other Offenses (Except Traffic) | Male | 3 | 0 |
| | Female | 0 | 2 |
| Suspicion | Male | 0 | 0 |
| | Female | 0 | 0 |
| Total Miscellaneous Violations: | | Male 4 | 2 |
| | | Female 0 | 2 |

Human Trafficking:

| | | 60 - 64 | 65 + |
|--|--------|-----------------|-------------|
| Human Trafficking/ Commercial Sex Acts | Male | 0 | 0 |
| | Female | 0 | 0 |
| Human Trafficking/ Involuntary Servitude | Male | 0 | 0 |
| | Female | 0 | 0 |
| Total Human Trafficking Violations: | | Male 0 | 0 |
| | | Female 0 | 0 |

2016 Elko PD Arrests - Adult
60+ Years of Age

| Index Crime: | | 60 - 64 | 65 + |
|--|--------|---------|------|
| Murder and Nonnegligent Manslaughter | Male | 0 | 0 |
| | Female | 0 | 0 |
| Manslaughter by Negligence | Male | 0 | 0 |
| | Female | 0 | 0 |
| Rape | Male | 0 | 0 |
| | Female | 0 | 0 |
| Robbery | Male | 0 | 0 |
| | Female | 0 | 0 |
| Aggravated Assault (Return A - 4a-d) | Male | 0 | 0 |
| | Female | 0 | 0 |
| Burglary - Breaking or Entering | Male | 0 | 0 |
| | Female | 0 | 0 |
| Larceny - Theft (Except Motor Vehicle Theft) | Male | 0 | 0 |
| | Female | 1 | 0 |
| Motor Vehicle Theft | Male | 0 | 0 |
| | Female | 0 | 0 |
| Arson | Male | 0 | 0 |
| | Female | 0 | 0 |
| Total Index Crimes Violations: | | Male | 0 |
| | | Female | 1 |

| Other Offenses: | | 60 - 64 | 65 + |
|--|--------|---------|------|
| Other Assaults (Return A - 4e) | Male | 0 | 1 |
| | Female | 0 | 0 |
| Forgery and Counterfeiting | Male | 1 | 0 |
| | Female | 0 | 0 |
| Fraud | Male | 0 | 0 |
| | Female | 0 | 0 |
| Embezzlement | Male | 0 | 0 |
| | Female | 0 | 0 |
| Stolen Property; Buying, Receiving, Possessing | Male | 2 | 0 |
| | Female | 0 | 0 |
| Vandalism | Male | 0 | 0 |
| | Female | 0 | 0 |
| Weapons; Carrying, Possessing, etc. | Male | 0 | 0 |
| | Female | 0 | 0 |
| Total Other Offense Violations: | | Male | 3 |
| | | Female | 0 |

| Prostitution and Commercialized Vice: | | 60 - 64 | 65 + |
|--|--------|---------|------|
| Prostitution | Male | 0 | 0 |
| | Female | 0 | 0 |
| Assisting or Promoting Prostitution | Male | 0 | 0 |
| | Female | 0 | 0 |
| Purchasing Prostitution | Male | 0 | 0 |
| | Female | 0 | 0 |
| Sex Offenses (Except Forcible Rape and Prostitution) | Male | 0 | 0 |
| | Female | 1 | 0 |
| Total Prostitution & Commercialized Vice Violations: | | Male | 0 |
| | | Female | 1 |

2016 Elko PD Arrests - Adult
60+ Years of Age

Drug Abuse Violations:

| Sale/Manufacturing: | | 60 - 64 | 65 + |
|--|--------|-----------------|-------------|
| Opium or Cocaine and Their Derivatives (Morphine, Heroin, Codeine) | Male | 0 | 0 |
| | Female | 0 | 0 |
| Marijuana | Male | 0 | 0 |
| | Female | 0 | 0 |
| Synthetic Narcotics - Manufactured Narcotics Which Can Cause True Drug Addiction (Demerol, Methadones) | Male | 0 | 0 |
| | Female | 0 | 0 |
| Other - Dangerous Nonnarcotic Drugs (Barbiturates, Benzedrine) | Male | 0 | 0 |
| | Female | 0 | 0 |
| Possession: | | | |
| Opium or Cocaine and Their Derivatives (Morphine, Heroin, Codeine) | Male | 0 | 0 |
| | Female | 0 | 0 |
| Marijuana | Male | 0 | 0 |
| | Female | 0 | 0 |
| Synthetic Narcotics - Manufactured Narcotics Which Can Cause True Drug Addiction (Demerol, Methadones) | Male | 0 | 0 |
| | Female | 0 | 0 |
| Other - Dangerous Nonnarcotic Drugs (Barbiturates, Benzedrine) | Male | 0 | 0 |
| | Female | 0 | 0 |
| Total Drug Abuse Violations: | | Male 0 | 0 |
| | | Female 0 | 0 |

Gambling:

| | | 60 - 64 | 65 + |
|-----------------------------------|--------|-----------------|-------------|
| Bookmaking (Horse and Sport Book) | Male | 0 | 0 |
| | Female | 0 | 0 |
| Numbers and Lottery | Male | 0 | 0 |
| | Female | 0 | 0 |
| All Other Gambling | Male | 0 | 0 |
| | Female | 0 | 0 |
| Total Gambling Violations: | | Male 0 | 0 |
| | | Female 0 | 0 |

Miscellaneous:

| | | 60 - 64 | 65 + |
|--|--------|-----------------|-------------|
| Offenses Against the Family and Children | Male | 0 | 0 |
| | Female | 0 | 0 |
| Driving Under the Influence | Male | 1 | 1 |
| | Female | 0 | 0 |
| Liquor Laws | Male | 0 | 0 |
| | Female | 0 | 0 |
| Drunkenness | Male | 0 | 0 |
| | Female | 0 | 0 |
| Disorderly Conduct | Male | 0 | 1 |
| | Female | 0 | 0 |
| Vagrancy | Male | 0 | 0 |
| | Female | 0 | 0 |
| All Other Offenses (Except Traffic) | Male | 6 | 5 |
| | Female | 4 | 1 |
| Suspicion | Male | 0 | 0 |
| | Female | 0 | 0 |
| Total Miscellaneous Violations: | | Male 7 | 7 |
| | | Female 4 | 1 |

Human Trafficking:

| | | 60 - 64 | 65 + |
|--|--------|-----------------|-------------|
| Human Trafficking/ Commercial Sex Acts | Male | 0 | 0 |
| | Female | 0 | 0 |
| Human Trafficking/ Involuntary Servitude | Male | 0 | 0 |
| | Female | 0 | 0 |
| Total Human Trafficking Violations: | | Male 0 | 0 |
| | | Female 0 | 0 |

2016 Elko County SO Arrests - Adult
60+ Years of Age

| Index Crime: | | 60 - 64 | 65 + |
|--|--------|---------|------|
| Murder and Nonnegligent Manslaughter | Male | 0 | 0 |
| | Female | 0 | 0 |
| Manslaughter by Negligence | Male | 0 | 0 |
| | Female | 0 | 0 |
| Rape | Male | 0 | 0 |
| | Female | 0 | 0 |
| Robbery | Male | 0 | 0 |
| | Female | 0 | 0 |
| Aggravated Assault (Return A - 4a-d) | Male | 0 | 1 |
| | Female | 0 | 0 |
| Burglary - Breaking or Entering | Male | 0 | 0 |
| | Female | 0 | 0 |
| Larceny - Theft (Except Motor Vehicle Theft) | Male | 0 | 0 |
| | Female | 0 | 0 |
| Motor Vehicle Theft | Male | 0 | 0 |
| | Female | 0 | 0 |
| Arson | Male | 0 | 0 |
| | Female | 0 | 0 |
| Total Index Crimes Violations: | | Male | 0 |
| | | Female | 0 |
| | | | 1 |
| | | | 0 |

| Other Offenses: | | 60 - 64 | 65 + |
|--|--------|---------|------|
| Other Assaults (Return A - 4e) | Male | 1 | 1 |
| | Female | 0 | 0 |
| Forgery and Counterfeiting | Male | 0 | 0 |
| | Female | 0 | 0 |
| Fraud | Male | 0 | 0 |
| | Female | 0 | 0 |
| Embezzlement | Male | 0 | 0 |
| | Female | 1 | 0 |
| Stolen Property; Buying, Receiving, Possessing | Male | 0 | 0 |
| | Female | 0 | 0 |
| Vandalism | Male | 0 | 0 |
| | Female | 0 | 0 |
| Weapons; Carrying, Possessing, etc. | Male | 0 | 1 |
| | Female | 0 | 0 |
| Total Other Offense Violations: | | Male | 1 |
| | | Female | 1 |
| | | | 2 |
| | | | 0 |

| Prostitution and Commercialized Vice: | | 60 - 64 | 65 + |
|--|--------|---------|------|
| Prostitution | Male | 0 | 0 |
| | Female | 0 | 0 |
| Assisting or Promoting Prostitution | Male | 0 | 0 |
| | Female | 0 | 0 |
| Purchasing Prostitution | Male | 0 | 0 |
| | Female | 0 | 0 |
| Sex Offenses (Except Forcible Rape and Prostitution) | Male | 0 | 0 |
| | Female | 0 | 0 |
| Total Prostitution & Commercialized Vice Violations: | | Male | 0 |
| | | Female | 0 |
| | | | 0 |
| | | | 0 |

2016 Elko County SO Arrests - Adult
60+ Years of Age

Drug Abuse Violations:

| Sale/Manufacturing: | | 60 - 64 | 65 + |
|--|--------|-----------------|-------------|
| Opium or Cocaine and Their Derivatives (Morphine, Heroin, Codeine) | Male | 0 | 0 |
| | Female | 0 | 0 |
| Marijuana | Male | 0 | 0 |
| | Female | 0 | 0 |
| Synthetic Narcotics - Manufactured Narcotics Which Can Cause True Drug Addiction (Demerol, Methadones) | Male | 0 | 0 |
| | Female | 0 | 0 |
| Other - Dangerous Nonnarcotic Drugs (Barbiturates, Benzedrine) | Male | 0 | 0 |
| | Female | 0 | 0 |
| Possession: | | | |
| Opium or Cocaine and Their Derivatives (Morphine, Heroin, Codeine) | Male | 0 | 0 |
| | Female | 0 | 0 |
| Marijuana | Male | 0 | 0 |
| | Female | 0 | 0 |
| Synthetic Narcotics - Manufactured Narcotics Which Can Cause True Drug Addiction (Demerol, Methadones) | Male | 0 | 0 |
| | Female | 0 | 0 |
| Other - Dangerous Nonnarcotic Drugs (Barbiturates, Benzedrine) | Male | 0 | 0 |
| | Female | 0 | 0 |
| Total Drug Abuse Violations: | | Male 0 | 0 |
| | | Female 0 | 0 |

Gambling:

| | | 60 - 64 | 65 + |
|-----------------------------------|--------|-----------------|-------------|
| Bookmaking (Horse and Sport Book) | Male | 0 | 0 |
| | Female | 0 | 0 |
| Numbers and Lottery | Male | 0 | 0 |
| | Female | 0 | 0 |
| All Other Gambling | Male | 0 | 0 |
| | Female | 0 | 0 |
| Total Gambling Violations: | | Male 0 | 0 |
| | | Female 0 | 0 |

Miscellaneous:

| | | 60 - 64 | 65 + |
|--|--------|-----------------|-------------|
| Offenses Against the Family and Children | Male | 0 | 0 |
| | Female | 0 | 0 |
| Driving Under the Influence | Male | 2 | 1 |
| | Female | 1 | 0 |
| Liquor Laws | Male | 0 | 0 |
| | Female | 0 | 0 |
| Drunkenness | Male | 0 | 0 |
| | Female | 0 | 0 |
| Disorderly Conduct | Male | 0 | 0 |
| | Female | 0 | 0 |
| Vagrancy | Male | 0 | 0 |
| | Female | 0 | 0 |
| All Other Offenses (Except Traffic) | Male | 4 | 4 |
| | Female | 1 | 0 |
| Suspicion | Male | 0 | 0 |
| | Female | 0 | 0 |
| Total Miscellaneous Violations: | | Male 6 | 5 |
| | | Female 2 | 0 |

Human Trafficking:

| | | 60 - 64 | 65 + |
|--|--------|-----------------|-------------|
| Human Trafficking/ Commercial Sex Acts | Male | 0 | 0 |
| | Female | 0 | 0 |
| Human Trafficking/ Involuntary Servitude | Male | 0 | 0 |
| | Female | 0 | 0 |
| Total Human Trafficking Violations: | | Male 0 | 0 |
| | | Female 0 | 0 |

2016 West Wendover PD Arrests - Adult
60+ Years of Age

| Index Crime: | | 60 - 64 | 65 + |
|--|--------|-----------------|----------|
| Murder and Nonnegligent Manslaughter | Male | 0 | 0 |
| | Female | 0 | 0 |
| Manslaughter by Negligence | Male | 0 | 0 |
| | Female | 0 | 0 |
| Rape | Male | 0 | 0 |
| | Female | 0 | 0 |
| Robbery | Male | 0 | 0 |
| | Female | 0 | 0 |
| Aggravated Assault (Return A - 4a-d) | Male | 0 | 0 |
| | Female | 0 | 0 |
| Burglary - Breaking or Entering | Male | 0 | 0 |
| | Female | 0 | 0 |
| Larceny - Theft (Except Motor Vehicle Theft) | Male | 0 | 0 |
| | Female | 0 | 0 |
| Motor Vehicle Theft | Male | 0 | 0 |
| | Female | 0 | 0 |
| Arson | Male | 0 | 0 |
| | Female | 0 | 0 |
| Total Index Crimes Violations: | | Male 0 | 0 |
| | | Female 0 | 0 |

| Other Offenses: | | 60 - 64 | 65 + |
|--|--------|-----------------|----------|
| Other Assaults (Return A - 4e) | Male | 0 | 0 |
| | Female | 0 | 0 |
| Forgery and Counterfeiting | Male | 0 | 0 |
| | Female | 0 | 0 |
| Fraud | Male | 0 | 0 |
| | Female | 0 | 0 |
| Embezzlement | Male | 0 | 0 |
| | Female | 0 | 0 |
| Stolen Property; Buying, Receiving, Possessing | Male | 0 | 0 |
| | Female | 0 | 0 |
| Vandalism | Male | 0 | 0 |
| | Female | 0 | 0 |
| Weapons; Carrying, Possessing, etc. | Male | 0 | 0 |
| | Female | 0 | 0 |
| Total Other Offense Violations: | | Male 0 | 0 |
| | | Female 0 | 0 |

| Prostitution and Commercialized Vice: | | 60 - 64 | 65 + |
|---|--------|-----------------|----------|
| Prostitution | Male | 0 | 0 |
| | Female | 0 | 0 |
| Assisting or Promoting Prostitution | Male | 0 | 0 |
| | Female | 0 | 0 |
| Purchasing Prostitution | Male | 0 | 0 |
| | Female | 0 | 0 |
| Sex Offenses (Except Forcible Rape and Prostitution) | Male | 0 | 0 |
| | Female | 0 | 0 |
| Total Prostitution & Commercialized Vice Violations: | | Male 0 | 0 |
| | | Female 0 | 0 |

2016 West Wendover PD Arrests - Adult
60+ Years of Age

Drug Abuse Violations:

| Sale/Manufacturing: | | 60 - 64 | 65 + |
|--|--------|-----------------|-------------|
| Opium or Cocaine and Their Derivatives (Morphine, Heroin, Codeine) | Male | 0 | 0 |
| | Female | 0 | 0 |
| Marijuana | Male | 0 | 0 |
| | Female | 0 | 0 |
| Synthetic Narcotics - Manufactured Narcotics Which Can Cause True Drug Addiction (Demerol, Methadones) | Male | 0 | 0 |
| | Female | 0 | 0 |
| Other - Dangerous Nonnarcotic Drugs (Barbiturates, Benzedrine) | Male | 0 | 0 |
| | Female | 0 | 0 |
| Possession: | | | |
| Opium or Cocaine and Their Derivatives (Morphine, Heroin, Codeine) | Male | 0 | 0 |
| | Female | 0 | 0 |
| Marijuana | Male | 0 | 0 |
| | Female | 0 | 0 |
| Synthetic Narcotics - Manufactured Narcotics Which Can Cause True Drug Addiction (Demerol, Methadones) | Male | 0 | 0 |
| | Female | 0 | 0 |
| Other - Dangerous Nonnarcotic Drugs (Barbiturates, Benzedrine) | Male | 0 | 0 |
| | Female | 0 | 0 |
| Total Drug Abuse Violations: | | Male 0 | 0 |
| | | Female 0 | 0 |

Gambling:

| | | 60 - 64 | 65 + |
|-----------------------------------|--------|-----------------|-------------|
| Bookmaking (Horse and Sport Book) | Male | 0 | 0 |
| | Female | 0 | 0 |
| Numbers and Lottery | Male | 0 | 0 |
| | Female | 0 | 0 |
| All Other Gambling | Male | 0 | 0 |
| | Female | 0 | 0 |
| Total Gambling Violations: | | Male 0 | 0 |
| | | Female 0 | 0 |

Miscellaneous:

| | | 60 - 64 | 65 + |
|--|--------|-----------------|-------------|
| Offenses Against the Family and Children | Male | 0 | 0 |
| | Female | 0 | 0 |
| Driving Under the Influence | Male | 0 | 0 |
| | Female | 0 | 0 |
| Liquor Laws | Male | 0 | 0 |
| | Female | 0 | 0 |
| Drunkenness | Male | 0 | 0 |
| | Female | 0 | 0 |
| Disorderly Conduct | Male | 0 | 0 |
| | Female | 0 | 0 |
| Vagrancy | Male | 0 | 0 |
| | Female | 0 | 0 |
| All Other Offenses (Except Traffic) | Male | 2 | 1 |
| | Female | 0 | 0 |
| Suspicion | Male | 0 | 0 |
| | Female | 0 | 0 |
| Total Miscellaneous Violations: | | Male 2 | 1 |
| | | Female 0 | 0 |

Human Trafficking:

| | | 60 - 64 | 65 + |
|--|--------|-----------------|-------------|
| Human Trafficking/ Commercial Sex Acts | Male | 0 | 0 |
| | Female | 0 | 0 |
| Human Trafficking/ Involuntary Servitude | Male | 0 | 0 |
| | Female | 0 | 0 |
| Total Human Trafficking Violations: | | Male 0 | 0 |
| | | Female 0 | 0 |

2016 Esmeralda County Arrests - Adult
60+ Years of Age

| Index Crime: | | 60 - 64 | 65 + |
|--|--------|-----------------|----------|
| Murder and Nonnegligent Manslaughter | Male | 0 | 0 |
| | Female | 0 | 0 |
| Manslaughter by Negligence | Male | 0 | 0 |
| | Female | 0 | 0 |
| Rape | Male | 0 | 0 |
| | Female | 0 | 0 |
| Robbery | Male | 0 | 0 |
| | Female | 0 | 0 |
| Aggravated Assault (Return A - 4a-d) | Male | 0 | 0 |
| | Female | 0 | 0 |
| Burglary - Breaking or Entering | Male | 0 | 0 |
| | Female | 0 | 0 |
| Larceny - Theft (Except Motor Vehicle Theft) | Male | 0 | 0 |
| | Female | 0 | 0 |
| Motor Vehicle Theft | Male | 0 | 0 |
| | Female | 0 | 0 |
| Arson | Male | 0 | 0 |
| | Female | 0 | 0 |
| Total Index Crimes Violations: | | Male 0 | 0 |
| | | Female 0 | 0 |

| Other Offenses: | | 60 - 64 | 65 + |
|--|--------|-----------------|----------|
| Other Assaults (Return A - 4e) | Male | 0 | 0 |
| | Female | 0 | 0 |
| Forgery and Counterfeiting | Male | 0 | 0 |
| | Female | 0 | 0 |
| Fraud | Male | 0 | 0 |
| | Female | 0 | 0 |
| Embezzlement | Male | 0 | 0 |
| | Female | 0 | 0 |
| Stolen Property; Buying, Receiving, Possessing | Male | 0 | 0 |
| | Female | 0 | 0 |
| Vandalism | Male | 0 | 0 |
| | Female | 0 | 0 |
| Weapons; Carrying, Possessing, etc. | Male | 0 | 0 |
| | Female | 0 | 0 |
| Total Other Offense Violations: | | Male 0 | 0 |
| | | Female 0 | 0 |

| Prostitution and Commercialized Vice: | | 60 - 64 | 65 + |
|---|--------|-----------------|----------|
| Prostitution | Male | 0 | 0 |
| | Female | 0 | 0 |
| Assisting or Promoting Prostitution | Male | 0 | 0 |
| | Female | 0 | 0 |
| Purchasing Prostitution | Male | 0 | 0 |
| | Female | 0 | 0 |
| Sex Offenses (Except Forcible Rape and Prostitution) | Male | 0 | 0 |
| | Female | 0 | 0 |
| Total Prostitution & Commercialized Vice Violations: | | Male 0 | 0 |
| | | Female 0 | 0 |

2016 Esmeralda County Arrests - Adult
60+ Years of Age

Drug Abuse Violations:

| Sale/Manufacturing: | | 60 - 64 | 65 + |
|--|--------|-----------------|-------------|
| Opium or Cocaine and Their Derivatives (Morphine, Heroin, Codeine) | Male | 0 | 0 |
| | Female | 0 | 0 |
| Marijuana | Male | 0 | 0 |
| | Female | 0 | 0 |
| Synthetic Narcotics - Manufactured Narcotics Which Can Cause True Drug Addiction (Demerol, Methadones) | Male | 0 | 0 |
| | Female | 0 | 0 |
| Other - Dangerous Nonnarcotic Drugs (Barbiturates, Benzedrine) | Male | 0 | 0 |
| | Female | 0 | 0 |
| Possession: | | | |
| Opium or Cocaine and Their Derivatives (Morphine, Heroin, Codeine) | Male | 0 | 0 |
| | Female | 0 | 0 |
| Marijuana | Male | 0 | 0 |
| | Female | 0 | 0 |
| Synthetic Narcotics - Manufactured Narcotics Which Can Cause True Drug Addiction (Demerol, Methadones) | Male | 0 | 0 |
| | Female | 0 | 0 |
| Other - Dangerous Nonnarcotic Drugs (Barbiturates, Benzedrine) | Male | 0 | 0 |
| | Female | 0 | 0 |
| Total Drug Abuse Violations: | | Male 0 | 0 |
| | | Female 0 | 0 |

Gambling:

| | | 60 - 64 | 65 + |
|-----------------------------------|--------|-----------------|-------------|
| Bookmaking (Horse and Sport Book) | Male | 0 | 0 |
| | Female | 0 | 0 |
| Numbers and Lottery | Male | 0 | 0 |
| | Female | 0 | 0 |
| All Other Gambling | Male | 0 | 0 |
| | Female | 0 | 0 |
| Total Gambling Violations: | | Male 0 | 0 |
| | | Female 0 | 0 |

Miscellaneous:

| | | 60 - 64 | 65 + |
|--|--------|-----------------|-------------|
| Offenses Against the Family and Children | Male | 0 | 0 |
| | Female | 0 | 0 |
| Driving Under the Influence | Male | 0 | 0 |
| | Female | 0 | 0 |
| Liquor Laws | Male | 0 | 0 |
| | Female | 0 | 0 |
| Drunkenness | Male | 0 | 0 |
| | Female | 0 | 0 |
| Disorderly Conduct | Male | 0 | 0 |
| | Female | 0 | 0 |
| Vagrancy | Male | 0 | 0 |
| | Female | 0 | 0 |
| All Other Offenses (Except Traffic) | Male | 0 | 0 |
| | Female | 0 | 0 |
| Suspicion | Male | 0 | 0 |
| | Female | 0 | 0 |
| Total Miscellaneous Violations: | | Male 0 | 0 |
| | | Female 0 | 0 |

Human Trafficking:

| | | 60 - 64 | 65 + |
|--|--------|-----------------|-------------|
| Human Trafficking/ Commercial Sex Acts | Male | 0 | 0 |
| | Female | 0 | 0 |
| Human Trafficking/ Involuntary Servitude | Male | 0 | 0 |
| | Female | 0 | 0 |
| Total Human Trafficking Violations: | | Male 0 | 0 |
| | | Female 0 | 0 |

2016 Eureka County Arrests - Adult
60+ Years of Age

| Index Crime: | | 60 - 64 | 65 + |
|--|--------|---------------|----------|
| Murder and Nonnegligent Manslaughter | Male | 0 | 0 |
| | Female | 0 | 0 |
| Manslaughter by Negligence | Male | 0 | 0 |
| | Female | 0 | 0 |
| Rape | Male | 0 | 0 |
| | Female | 0 | 0 |
| Robbery | Male | 0 | 0 |
| | Female | 0 | 0 |
| Aggravated Assault (Return A - 4a-d) | Male | 0 | 0 |
| | Female | 0 | 0 |
| Burglary - Breaking or Entering | Male | 0 | 0 |
| | Female | 0 | 0 |
| Larceny - Theft (Except Motor Vehicle Theft) | Male | 0 | 0 |
| | Female | 0 | 0 |
| Motor Vehicle Theft | Male | 0 | 0 |
| | Female | 0 | 0 |
| Arson | Male | 0 | 0 |
| | Female | 0 | 0 |
| Total Index Crimes Violations: | | Male | 0 |
| | | Female | 0 |

| Other Offenses: | | 60 - 64 | 65 + |
|--|--------|---------------|----------|
| Other Assaults (Return A - 4e) | Male | 0 | 0 |
| | Female | 0 | 0 |
| Forgery and Counterfeiting | Male | 0 | 0 |
| | Female | 0 | 0 |
| Fraud | Male | 0 | 0 |
| | Female | 0 | 0 |
| Embezzlement | Male | 0 | 0 |
| | Female | 0 | 0 |
| Stolen Property; Buying, Receiving, Possessing | Male | 0 | 0 |
| | Female | 0 | 0 |
| Vandalism | Male | 0 | 0 |
| | Female | 0 | 0 |
| Weapons; Carrying, Possessing, etc. | Male | 0 | 0 |
| | Female | 0 | 0 |
| Total Other Offense Violations: | | Male | 0 |
| | | Female | 0 |

| Prostitution and Commercialized Vice: | | 60 - 64 | 65 + |
|---|--------|---------------|----------|
| Prostitution | Male | 0 | 0 |
| | Female | 0 | 0 |
| Assisting or Promoting Prostitution | Male | 0 | 0 |
| | Female | 0 | 0 |
| Purchasing Prostitution | Male | 0 | 0 |
| | Female | 0 | 0 |
| Sex Offenses (Except Forcible Rape and Prostitution) | Male | 0 | 0 |
| | Female | 0 | 0 |
| Total Prostitution & Commercialized Vice Violations: | | Male | 0 |
| | | Female | 0 |

2016 Eureka County Arrests - Adult
60+ Years of Age

Drug Abuse Violations:

| Sale/Manufacturing: | | 60 - 64 | 65 + |
|--|--------|-----------------|-------------|
| Opium or Cocaine and Their Derivatives (Morphine, Heroin, Codeine) | Male | 0 | 0 |
| | Female | 0 | 0 |
| Marijuana | Male | 0 | 0 |
| | Female | 0 | 0 |
| Synthetic Narcotics - Manufactured Narcotics Which Can Cause True Drug Addiction (Demerol, Methadones) | Male | 0 | 0 |
| | Female | 0 | 0 |
| Other - Dangerous Nonnarcotic Drugs (Barbiturates, Benzedrine) | Male | 0 | 0 |
| | Female | 0 | 0 |
| Possession: | | | |
| Opium or Cocaine and Their Derivatives (Morphine, Heroin, Codeine) | Male | 0 | 0 |
| | Female | 0 | 0 |
| Marijuana | Male | 0 | 0 |
| | Female | 0 | 0 |
| Synthetic Narcotics - Manufactured Narcotics Which Can Cause True Drug Addiction (Demerol, Methadones) | Male | 0 | 0 |
| | Female | 0 | 0 |
| Other - Dangerous Nonnarcotic Drugs (Barbiturates, Benzedrine) | Male | 0 | 0 |
| | Female | 0 | 0 |
| Total Drug Abuse Violations: | | Male 0 | 0 |
| | | Female 0 | 0 |

Gambling:

| | | 60 - 64 | 65 + |
|-----------------------------------|--------|-----------------|-------------|
| Bookmaking (Horse and Sport Book) | Male | 0 | 0 |
| | Female | 0 | 0 |
| Numbers and Lottery | Male | 0 | 0 |
| | Female | 0 | 0 |
| All Other Gambling | Male | 0 | 0 |
| | Female | 0 | 0 |
| Total Gambling Violations: | | Male 0 | 0 |
| | | Female 0 | 0 |

Miscellaneous:

| | | 60 - 64 | 65 + |
|--|--------|-----------------|-------------|
| Offenses Against the Family and Children | Male | 0 | 0 |
| | Female | 0 | 0 |
| Driving Under the Influence | Male | 1 | 0 |
| | Female | 0 | 0 |
| Liquor Laws | Male | 0 | 0 |
| | Female | 0 | 0 |
| Drunkenness | Male | 0 | 0 |
| | Female | 0 | 0 |
| Disorderly Conduct | Male | 0 | 0 |
| | Female | 0 | 0 |
| Vagrancy | Male | 0 | 0 |
| | Female | 0 | 0 |
| All Other Offenses (Except Traffic) | Male | 2 | 0 |
| | Female | 0 | 0 |
| Suspicion | Male | 0 | 0 |
| | Female | 0 | 0 |
| Total Miscellaneous Violations: | | Male 3 | 0 |
| | | Female 0 | 0 |

Human Trafficking:

| | | 60 - 64 | 65 + |
|--|--------|-----------------|-------------|
| Human Trafficking/ Commercial Sex Acts | Male | 0 | 0 |
| | Female | 0 | 0 |
| Human Trafficking/ Involuntary Servitude | Male | 0 | 0 |
| | Female | 0 | 0 |
| Total Human Trafficking Violations: | | Male 0 | 0 |
| | | Female 0 | 0 |

2016 Humboldt County Arrests - Adult
60+ Years of Age

| Index Crime: | | 60 - 64 | 65 + |
|--|--------|---------------|----------|
| Murder and Nonnegligent Manslaughter | Male | 0 | 0 |
| | Female | 0 | 0 |
| Manslaughter by Negligence | Male | 0 | 0 |
| | Female | 0 | 0 |
| Rape | Male | 0 | 0 |
| | Female | 0 | 0 |
| Robbery | Male | 0 | 0 |
| | Female | 0 | 0 |
| Aggravated Assault (Return A - 4a-d) | Male | 0 | 0 |
| | Female | 0 | 0 |
| Burglary - Breaking or Entering | Male | 0 | 0 |
| | Female | 0 | 0 |
| Larceny - Theft (Except Motor Vehicle Theft) | Male | 0 | 0 |
| | Female | 1 | 1 |
| Motor Vehicle Theft | Male | 1 | 0 |
| | Female | 0 | 0 |
| Arson | Male | 0 | 0 |
| | Female | 0 | 0 |
| Total Index Crimes Violations: | | Male | 0 |
| | | Female | 1 |

| Other Offenses: | | 60 - 64 | 65 + |
|--|--------|---------------|----------|
| Other Assaults (Return A - 4e) | Male | 1 | 1 |
| | Female | 0 | 0 |
| Forgery and Counterfeiting | Male | 0 | 0 |
| | Female | 0 | 0 |
| Fraud | Male | 0 | 0 |
| | Female | 0 | 0 |
| Embezzlement | Male | 0 | 0 |
| | Female | 0 | 0 |
| Stolen Property; Buying, Receiving, Possessing | Male | 0 | 0 |
| | Female | 0 | 0 |
| Vandalism | Male | 0 | 0 |
| | Female | 0 | 0 |
| Weapons; Carrying, Possessing, etc. | Male | 0 | 0 |
| | Female | 0 | 0 |
| Total Other Offense Violations: | | Male | 1 |
| | | Female | 0 |

| Prostitution and Commercialized Vice: | | 60 - 64 | 65 + |
|---|--------|---------------|----------|
| Prostitution | Male | 0 | 0 |
| | Female | 0 | 0 |
| Assisting or Promoting Prostitution | Male | 0 | 0 |
| | Female | 0 | 0 |
| Purchasing Prostitution | Male | 0 | 0 |
| | Female | 0 | 0 |
| Sex Offenses (Except Forcible Rape and Prostitution) | Male | 0 | 0 |
| | Female | 0 | 0 |
| Total Prostitution & Commercialized Vice Violations: | | Male | 0 |
| | | Female | 0 |

2016 Humboldt County Arrests - Adult
60+ Years of Age

Drug Abuse Violations:

| Sale/Manufacturing: | | 60 - 64 | 65 + |
|--|--------|-----------------|-------------|
| Opium or Cocaine and Their Derivatives (Morphine, Heroin, Codeine) | Male | 0 | 0 |
| | Female | 0 | 0 |
| Marijuana | Male | 0 | 0 |
| | Female | 0 | 0 |
| Synthetic Narcotics - Manufactured Narcotics Which Can Cause True Drug Addiction (Demerol, Methadones) | Male | 0 | 0 |
| | Female | 0 | 0 |
| Other - Dangerous Nonnarcotic Drugs (Barbiturates, Benzedrine) | Male | 0 | 0 |
| | Female | 0 | 0 |
| Possession: | | | |
| Opium or Cocaine and Their Derivatives (Morphine, Heroin, Codeine) | Male | 0 | 0 |
| | Female | 0 | 0 |
| Marijuana | Male | 1 | 0 |
| | Female | 0 | 0 |
| Synthetic Narcotics - Manufactured Narcotics Which Can Cause True Drug Addiction (Demerol, Methadones) | Male | 0 | 0 |
| | Female | 0 | 0 |
| Other - Dangerous Nonnarcotic Drugs (Barbiturates, Benzedrine) | Male | 0 | 0 |
| | Female | 0 | 0 |
| Total Drug Abuse Violations: | | Male 1 | 0 |
| | | Female 0 | 0 |

Gambling:

| | | 60 - 64 | 65 + |
|-----------------------------------|--------|-----------------|-------------|
| Bookmaking (Horse and Sport Book) | Male | 0 | 0 |
| | Female | 0 | 0 |
| Numbers and Lottery | Male | 0 | 0 |
| | Female | 0 | 0 |
| All Other Gambling | Male | 0 | 0 |
| | Female | 0 | 0 |
| Total Gambling Violations: | | Male 0 | 0 |
| | | Female 0 | 0 |

Miscellaneous:

| | | 60 - 64 | 65 + |
|--|--------|-----------------|-------------|
| Offenses Against the Family and Children | Male | 0 | 0 |
| | Female | 0 | 0 |
| Driving Under the Influence | Male | 1 | 2 |
| | Female | 0 | 0 |
| Liquor Laws | Male | 0 | 0 |
| | Female | 0 | 0 |
| Drunkenness | Male | 0 | 0 |
| | Female | 0 | 0 |
| Disorderly Conduct | Male | 0 | 0 |
| | Female | 0 | 0 |
| Vagrancy | Male | 0 | 0 |
| | Female | 0 | 0 |
| All Other Offenses (Except Traffic) | Male | 3 | 1 |
| | Female | 0 | 0 |
| Suspicion | Male | 0 | 0 |
| | Female | 0 | 0 |
| Total Miscellaneous Violations: | | Male 4 | 3 |
| | | Female 0 | 0 |

Human Trafficking:

| | | 60 - 64 | 65 + |
|--|--------|-----------------|-------------|
| Human Trafficking/ Commercial Sex Acts | Male | 0 | 0 |
| | Female | 0 | 0 |
| Human Trafficking/ Involuntary Servitude | Male | 0 | 0 |
| | Female | 0 | 0 |
| Total Human Trafficking Violations: | | Male 0 | 0 |
| | | Female 0 | 0 |

2016 Humboldt County School District PD Arrests - Adult
60+ Years of Age

| Index Crime: | | 60 - 64 | 65 + |
|--|--------|----------------|-------------|
| Murder and Nonnegligent Manslaughter | Male | 0 | 0 |
| | Female | 0 | 0 |
| Manslaughter by Negligence | Male | 0 | 0 |
| | Female | 0 | 0 |
| Rape | Male | 0 | 0 |
| | Female | 0 | 0 |
| Robbery | Male | 0 | 0 |
| | Female | 0 | 0 |
| Aggravated Assault (Return A - 4a-d) | Male | 0 | 0 |
| | Female | 0 | 0 |
| Burglary - Breaking or Entering | Male | 0 | 0 |
| | Female | 0 | 0 |
| Larceny - Theft (Except Motor Vehicle Theft) | Male | 0 | 0 |
| | Female | 0 | 0 |
| Motor Vehicle Theft | Male | 0 | 0 |
| | Female | 0 | 0 |
| Arson | Male | 0 | 0 |
| | Female | 0 | 0 |
| Total Index Crimes Violations: | | Male | 0 |
| | | Female | 0 |

| Other Offenses: | | 60 - 64 | 65 + |
|--|--------|----------------|-------------|
| Other Assaults (Return A - 4e) | Male | 0 | 0 |
| | Female | 0 | 0 |
| Forgery and Counterfeiting | Male | 0 | 0 |
| | Female | 0 | 0 |
| Fraud | Male | 0 | 0 |
| | Female | 0 | 0 |
| Embezzlement | Male | 0 | 0 |
| | Female | 0 | 0 |
| Stolen Property; Buying, Receiving, Possessing | Male | 0 | 0 |
| | Female | 0 | 0 |
| Vandalism | Male | 0 | 0 |
| | Female | 0 | 0 |
| Weapons; Carrying, Possessing, etc. | Male | 0 | 0 |
| | Female | 0 | 0 |
| Total Other Offense Violations: | | Male | 0 |
| | | Female | 0 |

| Prostitution and Commercialized Vice: | | 60 - 64 | 65 + |
|---|--------|----------------|-------------|
| Prostitution | Male | 0 | 0 |
| | Female | 0 | 0 |
| Assisting or Promoting Prostitution | Male | 0 | 0 |
| | Female | 0 | 0 |
| Purchasing Prostitution | Male | 0 | 0 |
| | Female | 0 | 0 |
| Sex Offenses (Except Forcible Rape and Prostitution) | Male | 0 | 0 |
| | Female | 0 | 0 |
| Total Prostitution & Commercialized Vice Violations: | | Male | 0 |
| | | Female | 0 |

2016 Humboldt County School District PD Arrests - Adult
60+ Years of Age

Drug Abuse Violations:

| Sale/Manufacturing: | | 60 - 64 | 65 + |
|--|--------|-----------------|-------------|
| Opium or Cocaine and Their Derivatives (Morphine, Heroin, Codeine) | Male | 0 | 0 |
| | Female | 0 | 0 |
| Marijuana | Male | 0 | 0 |
| | Female | 0 | 0 |
| Synthetic Narcotics - Manufactured Narcotics Which Can Cause True Drug Addiction (Demerol, Methadones) | Male | 0 | 0 |
| | Female | 0 | 0 |
| Other - Dangerous Nonnarcotic Drugs (Barbiturates, Benzedrine) | Male | 0 | 0 |
| | Female | 0 | 0 |
| Possession: | | | |
| Opium or Cocaine and Their Derivatives (Morphine, Heroin, Codeine) | Male | 0 | 0 |
| | Female | 0 | 0 |
| Marijuana | Male | 0 | 0 |
| | Female | 0 | 0 |
| Synthetic Narcotics - Manufactured Narcotics Which Can Cause True Drug Addiction (Demerol, Methadones) | Male | 0 | 0 |
| | Female | 0 | 0 |
| Other - Dangerous Nonnarcotic Drugs (Barbiturates, Benzedrine) | Male | 0 | 0 |
| | Female | 0 | 0 |
| Total Drug Abuse Violations: | | Male 0 | 0 |
| | | Female 0 | 0 |

Gambling:

| | | 60 - 64 | 65 + |
|-----------------------------------|--------|-----------------|-------------|
| Bookmaking (Horse and Sport Book) | Male | 0 | 0 |
| | Female | 0 | 0 |
| Numbers and Lottery | Male | 0 | 0 |
| | Female | 0 | 0 |
| All Other Gambling | Male | 0 | 0 |
| | Female | 0 | 0 |
| Total Gambling Violations: | | Male 0 | 0 |
| | | Female 0 | 0 |

Miscellaneous:

| | | 60 - 64 | 65 + |
|--|--------|-----------------|-------------|
| Offenses Against the Family and Children | Male | 0 | 0 |
| | Female | 0 | 0 |
| Driving Under the Influence | Male | 0 | 0 |
| | Female | 0 | 0 |
| Liquor Laws | Male | 0 | 0 |
| | Female | 0 | 0 |
| Drunkenness | Male | 0 | 0 |
| | Female | 0 | 0 |
| Disorderly Conduct | Male | 0 | 0 |
| | Female | 0 | 0 |
| Vagrancy | Male | 0 | 0 |
| | Female | 0 | 0 |
| All Other Offenses (Except Traffic) | Male | 0 | 0 |
| | Female | 0 | 0 |
| Suspicion | Male | 0 | 0 |
| | Female | 0 | 0 |
| Total Miscellaneous Violations: | | Male 0 | 0 |
| | | Female 0 | 0 |

Human Trafficking:

| | | 60 - 64 | 65 + |
|--|--------|-----------------|-------------|
| Human Trafficking/ Commercial Sex Acts | Male | 0 | 0 |
| | Female | 0 | 0 |
| Human Trafficking/ Involuntary Servitude | Male | 0 | 0 |
| | Female | 0 | 0 |
| Total Human Trafficking Violations: | | Male 0 | 0 |
| | | Female 0 | 0 |

2016 Humboldt County SO Arrests - Adult
60+ Years of Age

| Index Crime: | | 60 - 64 | 65 + |
|--|---------------|----------------|-------------|
| Murder and Nonnegligent Manslaughter | Male | 0 | 0 |
| | Female | 0 | 0 |
| Manslaughter by Negligence | Male | 0 | 0 |
| | Female | 0 | 0 |
| Rape | Male | 0 | 0 |
| | Female | 0 | 0 |
| Robbery | Male | 0 | 0 |
| | Female | 0 | 0 |
| Aggravated Assault (Return A - 4a-d) | Male | 0 | 0 |
| | Female | 0 | 0 |
| Burglary - Breaking or Entering | Male | 0 | 0 |
| | Female | 0 | 0 |
| Larceny - Theft (Except Motor Vehicle Theft) | Male | 0 | 0 |
| | Female | 0 | 0 |
| Motor Vehicle Theft | Male | 0 | 0 |
| | Female | 0 | 0 |
| Arson | Male | 0 | 0 |
| | Female | 0 | 0 |
| Total Index Crimes Violations: | | Male 0 | 0 |
| | Female | 0 | 0 |

| Other Offenses: | | 60 - 64 | 65 + |
|--|---------------|----------------|-------------|
| Other Assaults (Return A - 4e) | Male | 0 | 0 |
| | Female | 0 | 0 |
| Forgery and Counterfeiting | Male | 0 | 0 |
| | Female | 0 | 0 |
| Fraud | Male | 0 | 0 |
| | Female | 0 | 0 |
| Embezzlement | Male | 0 | 0 |
| | Female | 0 | 0 |
| Stolen Property; Buying, Receiving, Possessing | Male | 0 | 0 |
| | Female | 0 | 0 |
| Vandalism | Male | 0 | 0 |
| | Female | 0 | 0 |
| Weapons; Carrying, Possessing, etc. | Male | 0 | 0 |
| | Female | 0 | 0 |
| Total Other Offense Violations: | | Male 0 | 0 |
| | Female | 0 | 0 |

| Prostitution and Commercialized Vice: | | 60 - 64 | 65 + |
|---|---------------|----------------|-------------|
| Prostitution | Male | 0 | 0 |
| | Female | 0 | 0 |
| Assisting or Promoting Prostitution | Male | 0 | 0 |
| | Female | 0 | 0 |
| Purchasing Prostitution | Male | 0 | 0 |
| | Female | 0 | 0 |
| Sex Offenses (Except Forcible Rape and Prostitution) | Male | 0 | 0 |
| | Female | 0 | 0 |
| Total Prostitution & Commercialized Vice Violations: | | Male 0 | 0 |
| | Female | 0 | 0 |

2016 Humboldt County SO Arrests - Adult
60+ Years of Age

Drug Abuse Violations:

| Sale/Manufacturing: | | 60 - 64 | 65 + |
|--|--------|-----------------|-------------|
| Opium or Cocaine and Their Derivatives (Morphine, Heroin, Codeine) | Male | 0 | 0 |
| | Female | 0 | 0 |
| Marijuana | Male | 0 | 0 |
| | Female | 0 | 0 |
| Synthetic Narcotics - Manufactured Narcotics Which Can Cause True Drug Addiction (Demerol, Methadones) | Male | 0 | 0 |
| | Female | 0 | 0 |
| Other - Dangerous Nonnarcotic Drugs (Barbiturates, Benzedrine) | Male | 0 | 0 |
| | Female | 0 | 0 |
| Possession: | | | |
| Opium or Cocaine and Their Derivatives (Morphine, Heroin, Codeine) | Male | 0 | 0 |
| | Female | 0 | 0 |
| Marijuana | Male | 0 | 0 |
| | Female | 0 | 0 |
| Synthetic Narcotics - Manufactured Narcotics Which Can Cause True Drug Addiction (Demerol, Methadones) | Male | 0 | 0 |
| | Female | 0 | 0 |
| Other - Dangerous Nonnarcotic Drugs (Barbiturates, Benzedrine) | Male | 0 | 0 |
| | Female | 0 | 0 |
| Total Drug Abuse Violations: | | Male 0 | 0 |
| | | Female 0 | 0 |

Gambling:

| | | 60 - 64 | 65 + |
|-----------------------------------|--------|-----------------|-------------|
| Bookmaking (Horse and Sport Book) | Male | 0 | 0 |
| | Female | 0 | 0 |
| Numbers and Lottery | Male | 0 | 0 |
| | Female | 0 | 0 |
| All Other Gambling | Male | 0 | 0 |
| | Female | 0 | 0 |
| Total Gambling Violations: | | Male 0 | 0 |
| | | Female 0 | 0 |

Miscellaneous:

| | | 60 - 64 | 65 + |
|--|--------|-----------------|-------------|
| Offenses Against the Family and Children | Male | 0 | 0 |
| | Female | 0 | 0 |
| Driving Under the Influence | Male | 0 | 0 |
| | Female | 0 | 0 |
| Liquor Laws | Male | 0 | 0 |
| | Female | 0 | 0 |
| Drunkenness | Male | 0 | 0 |
| | Female | 0 | 0 |
| Disorderly Conduct | Male | 0 | 0 |
| | Female | 0 | 0 |
| Vagrancy | Male | 0 | 0 |
| | Female | 0 | 0 |
| All Other Offenses (Except Traffic) | Male | 2 | 0 |
| | Female | 0 | 0 |
| Suspicion | Male | 0 | 0 |
| | Female | 0 | 0 |
| Total Miscellaneous Violations: | | Male 2 | 0 |
| | | Female 0 | 0 |

Human Trafficking:

| | | 60 - 64 | 65 + |
|--|--------|-----------------|-------------|
| Human Trafficking/ Commercial Sex Acts | Male | 0 | 0 |
| | Female | 0 | 0 |
| Human Trafficking/ Involuntary Servitude | Male | 0 | 0 |
| | Female | 0 | 0 |
| Total Human Trafficking Violations: | | Male 0 | 0 |
| | | Female 0 | 0 |

2016 Winnemucca PD Arrests - Adult
60+ Years of Age

| Index Crime: | | 60 - 64 | 65 + |
|--|--------|-----------------|----------|
| Murder and Nonnegligent Manslaughter | Male | 0 | 0 |
| | Female | 0 | 0 |
| Manslaughter by Negligence | Male | 0 | 0 |
| | Female | 0 | 0 |
| Rape | Male | 0 | 0 |
| | Female | 0 | 0 |
| Robbery | Male | 0 | 0 |
| | Female | 0 | 0 |
| Aggravated Assault (Return A - 4a-d) | Male | 0 | 0 |
| | Female | 0 | 0 |
| Burglary - Breaking or Entering | Male | 0 | 0 |
| | Female | 0 | 0 |
| Larceny - Theft (Except Motor Vehicle Theft) | Male | 0 | 0 |
| | Female | 1 | 1 |
| Motor Vehicle Theft | Male | 1 | 0 |
| | Female | 0 | 0 |
| Arson | Male | 0 | 0 |
| | Female | 0 | 0 |
| Total Index Crimes Violations: | | Male 1 | 0 |
| | | Female 1 | 1 |

| Other Offenses: | | 60 - 64 | 65 + |
|--|--------|-----------------|----------|
| Other Assaults (Return A - 4e) | Male | 1 | 1 |
| | Female | 0 | 0 |
| Forgery and Counterfeiting | Male | 0 | 0 |
| | Female | 0 | 0 |
| Fraud | Male | 0 | 0 |
| | Female | 0 | 0 |
| Embezzlement | Male | 0 | 0 |
| | Female | 0 | 0 |
| Stolen Property; Buying, Receiving, Possessing | Male | 0 | 0 |
| | Female | 0 | 0 |
| Vandalism | Male | 0 | 0 |
| | Female | 0 | 0 |
| Weapons; Carrying, Possessing, etc. | Male | 0 | 0 |
| | Female | 0 | 0 |
| Total Other Offense Violations: | | Male 1 | 1 |
| | | Female 0 | 0 |

| Prostitution and Commercialized Vice: | | 60 - 64 | 65 + |
|---|--------|-----------------|----------|
| Prostitution | Male | 0 | 0 |
| | Female | 0 | 0 |
| Assisting or Promoting Prostitution | Male | 0 | 0 |
| | Female | 0 | 0 |
| Purchasing Prostitution | Male | 0 | 0 |
| | Female | 0 | 0 |
| Sex Offenses (Except Forcible Rape and Prostitution) | Male | 0 | 0 |
| | Female | 0 | 0 |
| Total Prostitution & Commercialized Vice Violations: | | Male 0 | 0 |
| | | Female 0 | 0 |

2016 Winnemucca PD Arrests - Adult
60+ Years of Age

Drug Abuse Violations:

| Sale/Manufacturing: | | 60 - 64 | 65 + |
|--|--------|-----------------|-------------|
| Opium or Cocaine and Their Derivatives (Morphine, Heroin, Codeine) | Male | 0 | 0 |
| | Female | 0 | 0 |
| Marijuana | Male | 0 | 0 |
| | Female | 0 | 0 |
| Synthetic Narcotics - Manufactured Narcotics Which Can Cause True Drug Addiction (Demerol, Methadones) | Male | 0 | 0 |
| | Female | 0 | 0 |
| Other - Dangerous Nonnarcotic Drugs (Barbiturates, Benzedrine) | Male | 0 | 0 |
| | Female | 0 | 0 |
| Possession: | | | |
| Opium or Cocaine and Their Derivatives (Morphine, Heroin, Codeine) | Male | 0 | 0 |
| | Female | 0 | 0 |
| Marijuana | Male | 1 | 0 |
| | Female | 0 | 0 |
| Synthetic Narcotics - Manufactured Narcotics Which Can Cause True Drug Addiction (Demerol, Methadones) | Male | 0 | 0 |
| | Female | 0 | 0 |
| Other - Dangerous Nonnarcotic Drugs (Barbiturates, Benzedrine) | Male | 0 | 0 |
| | Female | 0 | 0 |
| Total Drug Abuse Violations: | | Male 1 | 0 |
| | | Female 0 | 0 |

Gambling:

| | | 60 - 64 | 65 + |
|-----------------------------------|--------|-----------------|-------------|
| Bookmaking (Horse and Sport Book) | Male | 0 | 0 |
| | Female | 0 | 0 |
| Numbers and Lottery | Male | 0 | 0 |
| | Female | 0 | 0 |
| All Other Gambling | Male | 0 | 0 |
| | Female | 0 | 0 |
| Total Gambling Violations: | | Male 0 | 0 |
| | | Female 0 | 0 |

Miscellaneous:

| | | 60 - 64 | 65 + |
|--|--------|-----------------|-------------|
| Offenses Against the Family and Children | Male | 0 | 0 |
| | Female | 0 | 0 |
| Driving Under the Influence | Male | 1 | 2 |
| | Female | 0 | 0 |
| Liquor Laws | Male | 0 | 0 |
| | Female | 0 | 0 |
| Drunkenness | Male | 0 | 0 |
| | Female | 0 | 0 |
| Disorderly Conduct | Male | 0 | 0 |
| | Female | 0 | 0 |
| Vagrancy | Male | 0 | 0 |
| | Female | 0 | 0 |
| All Other Offenses (Except Traffic) | Male | 1 | 1 |
| | Female | 0 | 0 |
| Suspicion | Male | 0 | 0 |
| | Female | 0 | 0 |
| Total Miscellaneous Violations: | | Male 2 | 3 |
| | | Female 0 | 0 |

Human Trafficking:

| | | 60 - 64 | 65 + |
|--|--------|-----------------|-------------|
| Human Trafficking/ Commercial Sex Acts | Male | 0 | 0 |
| | Female | 0 | 0 |
| Human Trafficking/ Involuntary Servitude | Male | 0 | 0 |
| | Female | 0 | 0 |
| Total Human Trafficking Violations: | | Male 0 | 0 |
| | | Female 0 | 0 |

2016 Lander County Arrests - Adult
60+ Years of Age

| Index Crime: | | 60 - 64 | 65 + |
|--|--------|---------------|----------|
| Murder and Nonnegligent Manslaughter | Male | 0 | 0 |
| | Female | 0 | 0 |
| Manslaughter by Negligence | Male | 0 | 0 |
| | Female | 0 | 0 |
| Rape | Male | 0 | 0 |
| | Female | 0 | 0 |
| Robbery | Male | 0 | 0 |
| | Female | 0 | 0 |
| Aggravated Assault (Return A - 4a-d) | Male | 0 | 0 |
| | Female | 0 | 0 |
| Burglary - Breaking or Entering | Male | 0 | 0 |
| | Female | 1 | 0 |
| Larceny - Theft (Except Motor Vehicle Theft) | Male | 0 | 0 |
| | Female | 0 | 0 |
| Motor Vehicle Theft | Male | 0 | 0 |
| | Female | 0 | 0 |
| Arson | Male | 0 | 0 |
| | Female | 0 | 0 |
| Total Index Crimes Violations: | | Male | 0 |
| | | Female | 1 |

| Other Offenses: | | 60 - 64 | 65 + |
|--|--------|---------------|----------|
| Other Assaults (Return A - 4e) | Male | 0 | 0 |
| | Female | 0 | 0 |
| Forgery and Counterfeiting | Male | 0 | 0 |
| | Female | 0 | 0 |
| Fraud | Male | 0 | 0 |
| | Female | 0 | 0 |
| Embezzlement | Male | 0 | 0 |
| | Female | 0 | 0 |
| Stolen Property; Buying, Receiving, Possessing | Male | 0 | 0 |
| | Female | 0 | 0 |
| Vandalism | Male | 0 | 0 |
| | Female | 0 | 0 |
| Weapons; Carrying, Possessing, etc. | Male | 0 | 0 |
| | Female | 0 | 0 |
| Total Other Offense Violations: | | Male | 0 |
| | | Female | 0 |

| Prostitution and Commercialized Vice: | | 60 - 64 | 65 + |
|---|--------|---------------|----------|
| Prostitution | Male | 0 | 0 |
| | Female | 0 | 0 |
| Assisting or Promoting Prostitution | Male | 0 | 0 |
| | Female | 0 | 0 |
| Purchasing Prostitution | Male | 0 | 0 |
| | Female | 0 | 0 |
| Sex Offenses (Except Forcible Rape and Prostitution) | Male | 0 | 0 |
| | Female | 0 | 0 |
| Total Prostitution & Commercialized Vice Violations: | | Male | 0 |
| | | Female | 0 |

2016 Lander County Arrests - Adult
60+ Years of Age

Drug Abuse Violations:

| Sale/Manufacturing: | | 60 - 64 | 65 + |
|--|--------|-----------------|-------------|
| Opium or Cocaine and Their Derivatives (Morphine, Heroin, Codeine) | Male | 0 | 0 |
| | Female | 0 | 0 |
| Marijuana | Male | 0 | 0 |
| | Female | 0 | 0 |
| Synthetic Narcotics - Manufactured Narcotics Which Can Cause True Drug Addiction (Demerol, Methadones) | Male | 0 | 0 |
| | Female | 0 | 0 |
| Other - Dangerous Nonnarcotic Drugs (Barbiturates, Benzedrine) | Male | 0 | 0 |
| | Female | 0 | 0 |
| Possession: | | | |
| Opium or Cocaine and Their Derivatives (Morphine, Heroin, Codeine) | Male | 0 | 0 |
| | Female | 0 | 0 |
| Marijuana | Male | 0 | 0 |
| | Female | 0 | 0 |
| Synthetic Narcotics - Manufactured Narcotics Which Can Cause True Drug Addiction (Demerol, Methadones) | Male | 0 | 0 |
| | Female | 0 | 0 |
| Other - Dangerous Nonnarcotic Drugs (Barbiturates, Benzedrine) | Male | 0 | 0 |
| | Female | 0 | 0 |
| Total Drug Abuse Violations: | | Male 0 | 0 |
| | | Female 0 | 0 |

Gambling:

| | | 60 - 64 | 65 + |
|-----------------------------------|--------|-----------------|-------------|
| Bookmaking (Horse and Sport Book) | Male | 0 | 0 |
| | Female | 0 | 0 |
| Numbers and Lottery | Male | 0 | 0 |
| | Female | 0 | 0 |
| All Other Gambling | Male | 0 | 0 |
| | Female | 0 | 0 |
| Total Gambling Violations: | | Male 0 | 0 |
| | | Female 0 | 0 |

Miscellaneous:

| | | 60 - 64 | 65 + |
|--|--------|-----------------|-------------|
| Offenses Against the Family and Children | Male | 0 | 0 |
| | Female | 0 | 0 |
| Driving Under the Influence | Male | 1 | 0 |
| | Female | 0 | 0 |
| Liquor Laws | Male | 0 | 1 |
| | Female | 0 | 0 |
| Drunkenness | Male | 0 | 0 |
| | Female | 0 | 0 |
| Disorderly Conduct | Male | 0 | 0 |
| | Female | 0 | 0 |
| Vagrancy | Male | 0 | 0 |
| | Female | 0 | 0 |
| All Other Offenses (Except Traffic) | Male | 0 | 2 |
| | Female | 0 | 0 |
| Suspicion | Male | 0 | 0 |
| | Female | 0 | 0 |
| Total Miscellaneous Violations: | | Male 1 | 3 |
| | | Female 0 | 0 |

Human Trafficking:

| | | 60 - 64 | 65 + |
|--|--------|-----------------|-------------|
| Human Trafficking/ Commercial Sex Acts | Male | 0 | 0 |
| | Female | 0 | 0 |
| Human Trafficking/ Involuntary Servitude | Male | 0 | 0 |
| | Female | 0 | 0 |
| Total Human Trafficking Violations: | | Male 0 | 0 |
| | | Female 0 | 0 |

2016 Lincoln County Arrests - Adult
60+ Years of Age

| Index Crime: | | 60 - 64 | 65 + |
|--|--------|---------|------|
| Murder and Nonnegligent Manslaughter | Male | 0 | 0 |
| | Female | 0 | 0 |
| Manslaughter by Negligence | Male | 0 | 0 |
| | Female | 0 | 0 |
| Rape | Male | 0 | 0 |
| | Female | 0 | 0 |
| Robbery | Male | 0 | 0 |
| | Female | 0 | 0 |
| Aggravated Assault (Return A - 4a-d) | Male | 0 | 0 |
| | Female | 0 | 0 |
| Burglary - Breaking or Entering | Male | 0 | 0 |
| | Female | 0 | 0 |
| Larceny - Theft (Except Motor Vehicle Theft) | Male | 0 | 0 |
| | Female | 0 | 0 |
| Motor Vehicle Theft | Male | 0 | 0 |
| | Female | 0 | 0 |
| Arson | Male | 0 | 0 |
| | Female | 0 | 0 |
| Total Index Crimes Violations: | | Male | 0 |
| | | Female | 0 |

| Other Offenses: | | 60 - 64 | 65 + |
|--|--------|---------|------|
| Other Assaults (Return A - 4e) | Male | 1 | 1 |
| | Female | 0 | 0 |
| Forgery and Counterfeiting | Male | 0 | 0 |
| | Female | 0 | 0 |
| Fraud | Male | 0 | 0 |
| | Female | 0 | 0 |
| Embezzlement | Male | 0 | 0 |
| | Female | 0 | 0 |
| Stolen Property; Buying, Receiving, Possessing | Male | 0 | 0 |
| | Female | 0 | 0 |
| Vandalism | Male | 0 | 0 |
| | Female | 0 | 0 |
| Weapons; Carrying, Possessing, etc. | Male | 0 | 0 |
| | Female | 0 | 0 |
| Total Other Offense Violations: | | Male | 1 |
| | | Female | 0 |

| Prostitution and Commercialized Vice: | | 60 - 64 | 65 + |
|--|--------|---------|------|
| Prostitution | Male | 0 | 0 |
| | Female | 0 | 0 |
| Assisting or Promoting Prostitution | Male | 0 | 0 |
| | Female | 0 | 0 |
| Purchasing Prostitution | Male | 0 | 0 |
| | Female | 0 | 0 |
| Sex Offenses (Except Forcible Rape and Prostitution) | Male | 0 | 0 |
| | Female | 0 | 0 |
| Total Prostitution & Commercialized Vice Violations: | | Male | 0 |
| | | Female | 0 |

2016 Lincoln County Arrests - Adult
60+ Years of Age

Drug Abuse Violations:

| Sale/Manufacturing: | | 60 - 64 | 65 + |
|--|--------|-----------------|-------------|
| Opium or Cocaine and Their Derivatives (Morphine, Heroin, Codeine) | Male | 0 | 0 |
| | Female | 0 | 0 |
| Marijuana | Male | 0 | 0 |
| | Female | 0 | 0 |
| Synthetic Narcotics - Manufactured Narcotics Which Can Cause True Drug Addiction (Demerol, Methadones) | Male | 0 | 0 |
| | Female | 0 | 0 |
| Other - Dangerous Nonnarcotic Drugs (Barbiturates, Benzedrine) | Male | 0 | 0 |
| | Female | 0 | 0 |
| Possession: | | | |
| Opium or Cocaine and Their Derivatives (Morphine, Heroin, Codeine) | Male | 0 | 0 |
| | Female | 0 | 0 |
| Marijuana | Male | 0 | 0 |
| | Female | 0 | 0 |
| Synthetic Narcotics - Manufactured Narcotics Which Can Cause True Drug Addiction (Demerol, Methadones) | Male | 0 | 0 |
| | Female | 0 | 0 |
| Other - Dangerous Nonnarcotic Drugs (Barbiturates, Benzedrine) | Male | 0 | 1 |
| | Female | 0 | 0 |
| Total Drug Abuse Violations: | | Male 0 | 1 |
| | | Female 0 | 0 |

Gambling:

| | | 60 - 64 | 65 + |
|-----------------------------------|--------|-----------------|-------------|
| Bookmaking (Horse and Sport Book) | Male | 0 | 0 |
| | Female | 0 | 0 |
| Numbers and Lottery | Male | 0 | 0 |
| | Female | 0 | 0 |
| All Other Gambling | Male | 0 | 0 |
| | Female | 0 | 0 |
| Total Gambling Violations: | | Male 0 | 0 |
| | | Female 0 | 0 |

Miscellaneous:

| | | 60 - 64 | 65 + |
|--|--------|-----------------|-------------|
| Offenses Against the Family and Children | Male | 0 | 0 |
| | Female | 0 | 0 |
| Driving Under the Influence | Male | 0 | 0 |
| | Female | 0 | 0 |
| Liquor Laws | Male | 0 | 0 |
| | Female | 0 | 0 |
| Drunkenness | Male | 0 | 0 |
| | Female | 0 | 0 |
| Disorderly Conduct | Male | 0 | 0 |
| | Female | 0 | 0 |
| Vagrancy | Male | 0 | 0 |
| | Female | 0 | 0 |
| All Other Offenses (Except Traffic) | Male | 0 | 0 |
| | Female | 0 | 0 |
| Suspicion | Male | 0 | 0 |
| | Female | 0 | 0 |
| Total Miscellaneous Violations: | | Male 0 | 0 |
| | | Female 0 | 0 |

Human Trafficking:

| | | 60 - 64 | 65 + |
|--|--------|-----------------|-------------|
| Human Trafficking/ Commercial Sex Acts | Male | 0 | 0 |
| | Female | 0 | 0 |
| Human Trafficking/ Involuntary Servitude | Male | 0 | 0 |
| | Female | 0 | 0 |
| Total Human Trafficking Violations: | | Male 0 | 0 |
| | | Female 0 | 0 |

2016 Lyon County Arrests - Adult
60+ Years of Age

| Index Crime: | | 60 - 64 | 65 + |
|--|--------|---------------|----------|
| Murder and Nonnegligent Manslaughter | Male | 0 | 0 |
| | Female | 0 | 0 |
| Manslaughter by Negligence | Male | 0 | 0 |
| | Female | 0 | 0 |
| Rape | Male | 0 | 0 |
| | Female | 0 | 0 |
| Robbery | Male | 0 | 0 |
| | Female | 0 | 0 |
| Aggravated Assault (Return A - 4a-d) | Male | 1 | 0 |
| | Female | 0 | 0 |
| Burglary - Breaking or Entering | Male | 1 | 0 |
| | Female | 2 | 0 |
| Larceny - Theft (Except Motor Vehicle Theft) | Male | 0 | 0 |
| | Female | 0 | 0 |
| Motor Vehicle Theft | Male | 0 | 0 |
| | Female | 0 | 0 |
| Arson | Male | 0 | 0 |
| | Female | 0 | 0 |
| Total Index Crimes Violations: | | Male | 0 |
| | | Female | 0 |

| Other Offenses: | | 60 - 64 | 65 + |
|--|--------|---------------|----------|
| Other Assaults (Return A - 4e) | Male | 3 | 3 |
| | Female | 2 | 0 |
| Forgery and Counterfeiting | Male | 0 | 2 |
| | Female | 0 | 0 |
| Fraud | Male | 0 | 0 |
| | Female | 0 | 0 |
| Embezzlement | Male | 0 | 1 |
| | Female | 0 | 0 |
| Stolen Property; Buying, Receiving, Possessing | Male | 0 | 0 |
| | Female | 0 | 0 |
| Vandalism | Male | 0 | 0 |
| | Female | 0 | 0 |
| Weapons; Carrying, Possessing, etc. | Male | 0 | 1 |
| | Female | 1 | 0 |
| Total Other Offense Violations: | | Male | 7 |
| | | Female | 0 |

| Prostitution and Commercialized Vice: | | 60 - 64 | 65 + |
|---|--------|---------------|----------|
| Prostitution | Male | 0 | 0 |
| | Female | 0 | 0 |
| Assisting or Promoting Prostitution | Male | 0 | 0 |
| | Female | 0 | 0 |
| Purchasing Prostitution | Male | 0 | 0 |
| | Female | 0 | 0 |
| Sex Offenses (Except Forcible Rape and Prostitution) | Male | 0 | 0 |
| | Female | 0 | 0 |
| Total Prostitution & Commercialized Vice Violations: | | Male | 0 |
| | | Female | 0 |

2016 Lyon County Arrests - Adult
60+ Years of Age

Drug Abuse Violations:

Sale/Manufacturing: 60 - 64 65 +

| | | | |
|--|---------------|----------|----------|
| Opium or Cocaine and Their Derivatives (Morphine, Heroin, Codeine) | Male | 0 | 0 |
| | Female | 0 | 0 |
| Marijuana | Male | 0 | 0 |
| | Female | 0 | 1 |
| Synthetic Narcotics - Manufactured Narcotics Which Can Cause True Drug Addiction (Demerol, Methadones) | Male | 0 | 0 |
| | Female | 0 | 0 |
| Other - Dangerous Nonnarcotic Drugs (Barbiturates, Benzedrine) | Male | 0 | 0 |
| | Female | 0 | 0 |
| Possession: | | | |
| Opium or Cocaine and Their Derivatives (Morphine, Heroin, Codeine) | Male | 0 | 0 |
| | Female | 0 | 0 |
| Marijuana | Male | 0 | 0 |
| | Female | 1 | 0 |
| Synthetic Narcotics - Manufactured Narcotics Which Can Cause True Drug Addiction (Demerol, Methadones) | Male | 0 | 0 |
| | Female | 2 | 0 |
| Other - Dangerous Nonnarcotic Drugs (Barbiturates, Benzedrine) | Male | 0 | 0 |
| | Female | 0 | 0 |
| Total Drug Abuse Violations: | Male | 0 | 0 |
| | Female | 3 | 1 |

Gambling:

60 - 64 65 +

| | | | |
|-----------------------------------|---------------|----------|----------|
| Bookmaking (Horse and Sport Book) | Male | 0 | 0 |
| | Female | 0 | 0 |
| Numbers and Lottery | Male | 0 | 0 |
| | Female | 0 | 0 |
| All Other Gambling | Male | 0 | 0 |
| | Female | 0 | 0 |
| Total Gambling Violations: | Male | 0 | 0 |
| | Female | 0 | 0 |

Miscellaneous:

60 - 64 65 +

| | | | |
|--|---------------|----------|----------|
| Offenses Against the Family and Children | Male | 0 | 1 |
| | Female | 0 | 0 |
| Driving Under the Influence | Male | 3 | 4 |
| | Female | 0 | 1 |
| Liquor Laws | Male | 0 | 0 |
| | Female | 1 | 0 |
| Drunkenness | Male | 0 | 0 |
| | Female | 0 | 0 |
| Disorderly Conduct | Male | 0 | 0 |
| | Female | 0 | 0 |
| Vagrancy | Male | 0 | 0 |
| | Female | 0 | 0 |
| All Other Offenses (Except Traffic) | Male | 3 | 2 |
| | Female | 0 | 3 |
| Suspicion | Male | 0 | 0 |
| | Female | 0 | 0 |
| Total Miscellaneous Violations: | Male | 6 | 7 |
| | Female | 1 | 4 |

Human Trafficking:

60 - 64 65 +

| | | | |
|--|---------------|----------|----------|
| Human Trafficking/ Commercial Sex Acts | Male | 0 | 0 |
| | Female | 0 | 0 |
| Human Trafficking/ Involuntary Servitude | Male | 0 | 0 |
| | Female | 0 | 0 |
| Total Human Trafficking Violations: | Male | 0 | 0 |
| | Female | 0 | 0 |

2016 Lyon County SO Arrests - Adult
60+ Years of Age

| Index Crime: | | 60 - 64 | 65 + |
|--|--------|---------|------|
| Murder and Nonnegligent Manslaughter | Male | 0 | 0 |
| | Female | 0 | 0 |
| Manslaughter by Negligence | Male | 0 | 0 |
| | Female | 0 | 0 |
| Rape | Male | 0 | 0 |
| | Female | 0 | 0 |
| Robbery | Male | 0 | 0 |
| | Female | 0 | 0 |
| Aggravated Assault (Return A - 4a-d) | Male | 1 | 0 |
| | Female | 0 | 0 |
| Burglary - Breaking or Entering | Male | 1 | 0 |
| | Female | 2 | 0 |
| Larceny - Theft (Except Motor Vehicle Theft) | Male | 0 | 0 |
| | Female | 0 | 0 |
| Motor Vehicle Theft | Male | 0 | 0 |
| | Female | 0 | 0 |
| Arson | Male | 0 | 0 |
| | Female | 0 | 0 |
| Total Index Crimes Violations: | | Male | 2 |
| | | Female | 2 |

| Other Offenses: | | 60 - 64 | 65 + |
|--|--------|---------|------|
| Other Assaults (Return A - 4e) | Male | 2 | 3 |
| | Female | 2 | 0 |
| Forgery and Counterfeiting | Male | 0 | 2 |
| | Female | 0 | 0 |
| Fraud | Male | 0 | 0 |
| | Female | 0 | 0 |
| Embezzlement | Male | 0 | 1 |
| | Female | 0 | 0 |
| Stolen Property; Buying, Receiving, Possessing | Male | 0 | 0 |
| | Female | 0 | 0 |
| Vandalism | Male | 0 | 0 |
| | Female | 0 | 0 |
| Weapons; Carrying, Possessing, etc. | Male | 0 | 1 |
| | Female | 1 | 0 |
| Total Other Offense Violations: | | Male | 2 |
| | | Female | 3 |

| Prostitution and Commercialized Vice: | | 60 - 64 | 65 + |
|--|--------|---------|------|
| Prostitution | Male | 0 | 0 |
| | Female | 0 | 0 |
| Assisting or Promoting Prostitution | Male | 0 | 0 |
| | Female | 0 | 0 |
| Purchasing Prostitution | Male | 0 | 0 |
| | Female | 0 | 0 |
| Sex Offenses (Except Forcible Rape and Prostitution) | Male | 0 | 0 |
| | Female | 0 | 0 |
| Total Prostitution & Commercialized Vice Violations: | | Male | 0 |
| | | Female | 0 |

2016 Lyon County SO Arrests - Adult
60+ Years of Age

Drug Abuse Violations:

| Sale/Manufacturing: | | 60 - 64 | 65 + |
|--|--------|-----------------|-------------|
| Opium or Cocaine and Their Derivatives (Morphine, Heroin, Codeine) | Male | 0 | 0 |
| | Female | 0 | 0 |
| Marijuana | Male | 0 | 0 |
| | Female | 0 | 1 |
| Synthetic Narcotics - Manufactured Narcotics Which Can Cause True Drug Addiction (Demerol, Methadones) | Male | 0 | 0 |
| | Female | 0 | 0 |
| Other - Dangerous Nonnarcotic Drugs (Barbiturates, Benzedrine) | Male | 0 | 0 |
| | Female | 0 | 0 |
| Possession: | | | |
| Opium or Cocaine and Their Derivatives (Morphine, Heroin, Codeine) | Male | 0 | 0 |
| | Female | 0 | 0 |
| Marijuana | Male | 0 | 0 |
| | Female | 1 | 0 |
| Synthetic Narcotics - Manufactured Narcotics Which Can Cause True Drug Addiction (Demerol, Methadones) | Male | 0 | 0 |
| | Female | 2 | 0 |
| Other - Dangerous Nonnarcotic Drugs (Barbiturates, Benzedrine) | Male | 0 | 0 |
| | Female | 0 | 0 |
| Total Drug Abuse Violations: | | Male 0 | 0 |
| | | Female 3 | 1 |

Gambling:

| | | 60 - 64 | 65 + |
|-----------------------------------|--------|-----------------|-------------|
| Bookmaking (Horse and Sport Book) | Male | 0 | 0 |
| | Female | 0 | 0 |
| Numbers and Lottery | Male | 0 | 0 |
| | Female | 0 | 0 |
| All Other Gambling | Male | 0 | 0 |
| | Female | 0 | 0 |
| Total Gambling Violations: | | Male 0 | 0 |
| | | Female 0 | 0 |

Miscellaneous:

| | | 60 - 64 | 65 + |
|--|--------|-----------------|-------------|
| Offenses Against the Family and Children | Male | 0 | 1 |
| | Female | 0 | 0 |
| Driving Under the Influence | Male | 3 | 4 |
| | Female | 0 | 0 |
| Liquor Laws | Male | 0 | 0 |
| | Female | 1 | 0 |
| Drunkenness | Male | 0 | 0 |
| | Female | 0 | 0 |
| Disorderly Conduct | Male | 0 | 0 |
| | Female | 0 | 0 |
| Vagrancy | Male | 0 | 0 |
| | Female | 0 | 0 |
| All Other Offenses (Except Traffic) | Male | 3 | 2 |
| | Female | 0 | 3 |
| Suspicion | Male | 0 | 0 |
| | Female | 0 | 0 |
| Total Miscellaneous Violations: | | Male 6 | 7 |
| | | Female 1 | 3 |

Human Trafficking:

| | | 60 - 64 | 65 + |
|--|--------|-----------------|-------------|
| Human Trafficking/ Commercial Sex Acts | Male | 0 | 0 |
| | Female | 0 | 0 |
| Human Trafficking/ Involuntary Servitude | Male | 0 | 0 |
| | Female | 0 | 0 |
| Total Human Trafficking Violations: | | Male 0 | 0 |
| | | Female 0 | 0 |

2016 Yerington PD Arrests - Adult
60+ Years of Age

| Index Crime: | | 60 - 64 | 65 + |
|--|--------|---------------|----------|
| Murder and Nonnegligent Manslaughter | Male | 0 | 0 |
| | Female | 0 | 0 |
| Manslaughter by Negligence | Male | 0 | 0 |
| | Female | 0 | 0 |
| Rape | Male | 0 | 0 |
| | Female | 0 | 0 |
| Robbery | Male | 0 | 0 |
| | Female | 0 | 0 |
| Aggravated Assault (Return A - 4a-d) | Male | 0 | 0 |
| | Female | 0 | 0 |
| Burglary - Breaking or Entering | Male | 0 | 0 |
| | Female | 0 | 0 |
| Larceny - Theft (Except Motor Vehicle Theft) | Male | 0 | 0 |
| | Female | 0 | 0 |
| Motor Vehicle Theft | Male | 0 | 0 |
| | Female | 0 | 0 |
| Arson | Male | 0 | 0 |
| | Female | 0 | 0 |
| Total Index Crimes Violations: | | Male | 0 |
| | | Female | 0 |

| Other Offenses: | | 60 - 64 | 65 + |
|--|--------|---------------|----------|
| Other Assaults (Return A - 4e) | Male | 1 | 0 |
| | Female | 0 | 0 |
| Forgery and Counterfeiting | Male | 0 | 0 |
| | Female | 0 | 0 |
| Fraud | Male | 0 | 0 |
| | Female | 0 | 0 |
| Embezzlement | Male | 0 | 0 |
| | Female | 0 | 0 |
| Stolen Property; Buying, Receiving, Possessing | Male | 0 | 0 |
| | Female | 0 | 0 |
| Vandalism | Male | 0 | 0 |
| | Female | 0 | 0 |
| Weapons; Carrying, Possessing, etc. | Male | 0 | 0 |
| | Female | 0 | 0 |
| Total Other Offense Violations: | | Male | 1 |
| | | Female | 0 |

| Prostitution and Commercialized Vice: | | 60 - 64 | 65 + |
|---|--------|---------------|----------|
| Prostitution | Male | 0 | 0 |
| | Female | 0 | 0 |
| Assisting or Promoting Prostitution | Male | 0 | 0 |
| | Female | 0 | 0 |
| Purchasing Prostitution | Male | 0 | 0 |
| | Female | 0 | 0 |
| Sex Offenses (Except Forcible Rape and Prostitution) | Male | 0 | 0 |
| | Female | 0 | 0 |
| Total Prostitution & Commercialized Vice Violations: | | Male | 0 |
| | | Female | 0 |

2016 Yerington PD Arrests - Adult
60+ Years of Age

Drug Abuse Violations:

| Sale/Manufacturing: | | 60 - 64 | 65 + |
|--|--------|-----------------|-------------|
| Opium or Cocaine and Their Derivatives (Morphine, Heroin, Codeine) | Male | 0 | 0 |
| | Female | 0 | 0 |
| Marijuana | Male | 0 | 0 |
| | Female | 0 | 0 |
| Synthetic Narcotics - Manufactured Narcotics Which Can Cause True Drug Addiction (Demerol, Methadones) | Male | 0 | 0 |
| | Female | 0 | 0 |
| Other - Dangerous Nonnarcotic Drugs (Barbiturates, Benzedrine) | Male | 0 | 0 |
| | Female | 0 | 0 |
| Possession: | | | |
| Opium or Cocaine and Their Derivatives (Morphine, Heroin, Codeine) | Male | 0 | 0 |
| | Female | 0 | 0 |
| Marijuana | Male | 0 | 0 |
| | Female | 0 | 0 |
| Synthetic Narcotics - Manufactured Narcotics Which Can Cause True Drug Addiction (Demerol, Methadones) | Male | 0 | 0 |
| | Female | 0 | 0 |
| Other - Dangerous Nonnarcotic Drugs (Barbiturates, Benzedrine) | Male | 0 | 0 |
| | Female | 0 | 0 |
| Total Drug Abuse Violations: | | Male 0 | 0 |
| | | Female 0 | 0 |

Gambling:

| | | 60 - 64 | 65 + |
|-----------------------------------|--------|-----------------|-------------|
| Bookmaking (Horse and Sport Book) | Male | 0 | 0 |
| | Female | 0 | 0 |
| Numbers and Lottery | Male | 0 | 0 |
| | Female | 0 | 0 |
| All Other Gambling | Male | 0 | 0 |
| | Female | 0 | 0 |
| Total Gambling Violations: | | Male 0 | 0 |
| | | Female 0 | 0 |

Miscellaneous:

| | | 60 - 64 | 65 + |
|--|--------|-----------------|-------------|
| Offenses Against the Family and Children | Male | 0 | 0 |
| | Female | 0 | 0 |
| Driving Under the Influence | Male | 0 | 0 |
| | Female | 0 | 1 |
| Liquor Laws | Male | 0 | 0 |
| | Female | 0 | 0 |
| Drunkenness | Male | 0 | 0 |
| | Female | 0 | 0 |
| Disorderly Conduct | Male | 0 | 0 |
| | Female | 0 | 0 |
| Vagrancy | Male | 0 | 0 |
| | Female | 0 | 0 |
| All Other Offenses (Except Traffic) | Male | 0 | 0 |
| | Female | 0 | 0 |
| Suspicion | Male | 0 | 0 |
| | Female | 0 | 0 |
| Total Miscellaneous Violations: | | Male 0 | 0 |
| | | Female 0 | 1 |

Human Trafficking:

| | | 60 - 64 | 65 + |
|--|--------|-----------------|-------------|
| Human Trafficking/ Commercial Sex Acts | Male | 0 | 0 |
| | Female | 0 | 0 |
| Human Trafficking/ Involuntary Servitude | Male | 0 | 0 |
| | Female | 0 | 0 |
| Total Human Trafficking Violations: | | Male 0 | 0 |
| | | Female 0 | 0 |

2016 Mineral County Arrests - Adult
60+ Years of Age

| Index Crime: | | 60 - 64 | 65 + |
|--|--------|---------|------|
| Murder and Nonnegligent Manslaughter | Male | 0 | 0 |
| | Female | 0 | 0 |
| Manslaughter by Negligence | Male | 0 | 0 |
| | Female | 0 | 0 |
| Rape | Male | 0 | 0 |
| | Female | 0 | 0 |
| Robbery | Male | 0 | 0 |
| | Female | 0 | 0 |
| Aggravated Assault (Return A - 4a-d) | Male | 0 | 0 |
| | Female | 0 | 0 |
| Burglary - Breaking or Entering | Male | 0 | 0 |
| | Female | 0 | 0 |
| Larceny - Theft (Except Motor Vehicle Theft) | Male | 0 | 0 |
| | Female | 0 | 0 |
| Motor Vehicle Theft | Male | 0 | 0 |
| | Female | 0 | 0 |
| Arson | Male | 0 | 0 |
| | Female | 0 | 0 |
| Total Index Crimes Violations: | | Male | 0 |
| | | Female | 0 |

| Other Offenses: | | 60 - 64 | 65 + |
|--|--------|---------|------|
| Other Assaults (Return A - 4e) | Male | 0 | 0 |
| | Female | 0 | 0 |
| Forgery and Counterfeiting | Male | 0 | 0 |
| | Female | 0 | 0 |
| Fraud | Male | 0 | 0 |
| | Female | 0 | 0 |
| Embezzlement | Male | 0 | 0 |
| | Female | 0 | 0 |
| Stolen Property; Buying, Receiving, Possessing | Male | 0 | 0 |
| | Female | 0 | 0 |
| Vandalism | Male | 0 | 0 |
| | Female | 0 | 0 |
| Weapons; Carrying, Possessing, etc. | Male | 0 | 0 |
| | Female | 0 | 0 |
| Total Other Offense Violations: | | Male | 0 |
| | | Female | 0 |

| Prostitution and Commercialized Vice: | | 60 - 64 | 65 + |
|--|--------|---------|------|
| Prostitution | Male | 0 | 0 |
| | Female | 0 | 0 |
| Assisting or Promoting Prostitution | Male | 0 | 0 |
| | Female | 0 | 0 |
| Purchasing Prostitution | Male | 0 | 0 |
| | Female | 0 | 0 |
| Sex Offenses (Except Forcible Rape and Prostitution) | Male | 0 | 0 |
| | Female | 0 | 0 |
| Total Prostitution & Commercialized Vice Violations: | | Male | 0 |
| | | Female | 0 |

2016 Mineral County Arrests - Adult
60+ Years of Age

Drug Abuse Violations:

| Sale/Manufacturing: | | 60 - 64 | 65 + |
|--|--------|-----------------|-------------|
| Opium or Cocaine and Their Derivatives (Morphine, Heroin, Codeine) | Male | 0 | 0 |
| | Female | 0 | 0 |
| Marijuana | Male | 0 | 0 |
| | Female | 0 | 0 |
| Synthetic Narcotics - Manufactured Narcotics Which Can Cause True Drug Addiction (Demerol, Methadones) | Male | 0 | 0 |
| | Female | 0 | 0 |
| Other - Dangerous Nonnarcotic Drugs (Barbiturates, Benzedrine) | Male | 0 | 0 |
| | Female | 0 | 0 |
| Possession: | | | |
| Opium or Cocaine and Their Derivatives (Morphine, Heroin, Codeine) | Male | 0 | 0 |
| | Female | 0 | 0 |
| Marijuana | Male | 1 | 0 |
| | Female | 0 | 0 |
| Synthetic Narcotics - Manufactured Narcotics Which Can Cause True Drug Addiction (Demerol, Methadones) | Male | 0 | 0 |
| | Female | 0 | 0 |
| Other - Dangerous Nonnarcotic Drugs (Barbiturates, Benzedrine) | Male | 0 | 0 |
| | Female | 0 | 0 |
| Total Drug Abuse Violations: | | Male 1 | 0 |
| | | Female 0 | 0 |

Gambling:

| | | 60 - 64 | 65 + |
|-----------------------------------|--------|-----------------|-------------|
| Bookmaking (Horse and Sport Book) | Male | 0 | 0 |
| | Female | 0 | 0 |
| Numbers and Lottery | Male | 0 | 0 |
| | Female | 0 | 0 |
| All Other Gambling | Male | 0 | 0 |
| | Female | 0 | 0 |
| Total Gambling Violations: | | Male 0 | 0 |
| | | Female 0 | 0 |

Miscellaneous:

| | | 60 - 64 | 65 + |
|--|--------|-----------------|-------------|
| Offenses Against the Family and Children | Male | 0 | 0 |
| | Female | 0 | 0 |
| Driving Under the Influence | Male | 1 | 1 |
| | Female | 0 | 0 |
| Liquor Laws | Male | 0 | 0 |
| | Female | 0 | 0 |
| Drunkenness | Male | 0 | 0 |
| | Female | 0 | 0 |
| Disorderly Conduct | Male | 0 | 0 |
| | Female | 0 | 0 |
| Vagrancy | Male | 0 | 0 |
| | Female | 0 | 0 |
| All Other Offenses (Except Traffic) | Male | 0 | 0 |
| | Female | 0 | 0 |
| Suspicion | Male | 0 | 0 |
| | Female | 0 | 0 |
| Total Miscellaneous Violations: | | Male 1 | 1 |
| | | Female 0 | 0 |

Human Trafficking:

| | | 60 - 64 | 65 + |
|--|--------|-----------------|-------------|
| Human Trafficking/ Commercial Sex Acts | Male | 0 | 0 |
| | Female | 0 | 0 |
| Human Trafficking/ Involuntary Servitude | Male | 0 | 0 |
| | Female | 0 | 0 |
| Total Human Trafficking Violations: | | Male 0 | 0 |
| | | Female 0 | 0 |

2016 Nye County Arrests - Adult
60+ Years of Age

| Index Crime: | | 60 - 64 | 65 + |
|--|--------|---------------|----------|
| Murder and Nonnegligent Manslaughter | Male | 0 | 0 |
| | Female | 0 | 0 |
| Manslaughter by Negligence | Male | 0 | 0 |
| | Female | 0 | 0 |
| Rape | Male | 0 | 0 |
| | Female | 0 | 0 |
| Robbery | Male | 0 | 0 |
| | Female | 0 | 0 |
| Aggravated Assault (Return A - 4a-d) | Male | 0 | 0 |
| | Female | 1 | 0 |
| Burglary - Breaking or Entering | Male | 0 | 0 |
| | Female | 0 | 0 |
| Larceny - Theft (Except Motor Vehicle Theft) | Male | 0 | 0 |
| | Female | 0 | 0 |
| Motor Vehicle Theft | Male | 0 | 0 |
| | Female | 0 | 0 |
| Arson | Male | 0 | 0 |
| | Female | 0 | 0 |
| Total Index Crimes Violations: | | Male | 0 |
| | | Female | 1 |

| Other Offenses: | | 60 - 64 | 65 + |
|--|--------|---------------|----------|
| Other Assaults (Return A - 4e) | Male | 0 | 1 |
| | Female | 0 | 0 |
| Forgery and Counterfeiting | Male | 0 | 0 |
| | Female | 1 | 0 |
| Fraud | Male | 0 | 1 |
| | Female | 0 | 1 |
| Embezzlement | Male | 0 | 0 |
| | Female | 0 | 0 |
| Stolen Property; Buying, Receiving, Possessing | Male | 0 | 0 |
| | Female | 0 | 0 |
| Vandalism | Male | 0 | 0 |
| | Female | 1 | 0 |
| Weapons; Carrying, Possessing, etc. | Male | 1 | 4 |
| | Female | 0 | 0 |
| Total Other Offense Violations: | | Male | 1 |
| | | Female | 2 |

| Prostitution and Commercialized Vice: | | 60 - 64 | 65 + |
|---|--------|---------------|----------|
| Prostitution | Male | 0 | 0 |
| | Female | 0 | 0 |
| Assisting or Promoting Prostitution | Male | 0 | 0 |
| | Female | 0 | 0 |
| Purchasing Prostitution | Male | 0 | 0 |
| | Female | 0 | 0 |
| Sex Offenses (Except Forcible Rape and Prostitution) | Male | 0 | 0 |
| | Female | 0 | 0 |
| Total Prostitution & Commercialized Vice Violations: | | Male | 0 |
| | | Female | 0 |

2016 Nye County Arrests - Adult
60+ Years of Age

Drug Abuse Violations:

Sale/Manufacturing: 60 - 64 65 +

| | | | |
|--|---------------|--------------------|----------|
| Opium or Cocaine and Their Derivatives (Morphine, Heroin, Codeine) | Male | 0 | 0 |
| | Female | 0 | 0 |
| Marijuana | Male | 0 | 0 |
| | Female | 0 | 0 |
| Synthetic Narcotics - Manufactured Narcotics Which Can Cause True Drug Addiction (Demerol, Methadones) | Male | 0 | 0 |
| | Female | 0 | 0 |
| Other - Dangerous Nonnarcotic Drugs (Barbiturates, Benzedrine) | Male | 0 | 0 |
| | Female | 0 | 0 |
| Possession: | | | |
| Opium or Cocaine and Their Derivatives (Morphine, Heroin, Codeine) | Male | 0 | 0 |
| | Female | 0 | 0 |
| Marijuana | Male | 0 | 0 |
| | Female | 0 | 0 |
| Synthetic Narcotics - Manufactured Narcotics Which Can Cause True Drug Addiction (Demerol, Methadones) | Male | 0 | 0 |
| | Female | 0 | 0 |
| Other - Dangerous Nonnarcotic Drugs (Barbiturates, Benzedrine) | Male | 0 | 0 |
| | Female | 0 | 0 |
| Total Drug Abuse Violations: | | Male 0 | 0 |
| | Female | 0 | 0 |

Gambling:

60 - 64 65 +

| | | | |
|-----------------------------------|---------------|--------------------|----------|
| Bookmaking (Horse and Sport Book) | Male | 0 | 0 |
| | Female | 0 | 0 |
| Numbers and Lottery | Male | 0 | 0 |
| | Female | 0 | 0 |
| All Other Gambling | Male | 0 | 0 |
| | Female | 0 | 0 |
| Total Gambling Violations: | | Male 0 | 0 |
| | Female | 0 | 0 |

Miscellaneous:

60 - 64 65 +

| | | | |
|--|---------------|---------------------|-----------|
| Offenses Against the Family and Children | Male | 0 | 0 |
| | Female | 0 | 0 |
| Driving Under the Influence | Male | 3 | 5 |
| | Female | 4 | 1 |
| Liquor Laws | Male | 0 | 0 |
| | Female | 0 | 0 |
| Drunkenness | Male | 0 | 2 |
| | Female | 0 | 0 |
| Disorderly Conduct | Male | 0 | 2 |
| | Female | 0 | 0 |
| Vagrancy | Male | 0 | 0 |
| | Female | 0 | 0 |
| All Other Offenses (Except Traffic) | Male | 8 | 16 |
| | Female | 6 | 3 |
| Suspicion | Male | 0 | 0 |
| | Female | 0 | 0 |
| Total Miscellaneous Violations: | | Male 11 | 25 |
| | Female | 10 | 4 |

Human Trafficking:

60 - 64 65 +

| | | | |
|--|---------------|--------------------|----------|
| Human Trafficking/ Commercial Sex Acts | Male | 0 | 0 |
| | Female | 0 | 0 |
| Human Trafficking/ Involuntary Servitude | Male | 0 | 0 |
| | Female | 0 | 0 |
| Total Human Trafficking Violations: | | Male 0 | 0 |
| | Female | 0 | 0 |

2016 Pershing County Arrests - Adult
60+ Years of Age

| Index Crime: | | 60 - 64 | 65 + |
|--|--------|---------------|----------|
| Murder and Nonnegligent Manslaughter | Male | 0 | 0 |
| | Female | 0 | 0 |
| Manslaughter by Negligence | Male | 0 | 0 |
| | Female | 0 | 0 |
| Rape | Male | 0 | 0 |
| | Female | 0 | 0 |
| Robbery | Male | 0 | 0 |
| | Female | 0 | 0 |
| Aggravated Assault (Return A - 4a-d) | Male | 0 | 0 |
| | Female | 0 | 0 |
| Burglary - Breaking or Entering | Male | 0 | 0 |
| | Female | 0 | 0 |
| Larceny - Theft (Except Motor Vehicle Theft) | Male | 0 | 0 |
| | Female | 0 | 0 |
| Motor Vehicle Theft | Male | 0 | 0 |
| | Female | 0 | 0 |
| Arson | Male | 0 | 0 |
| | Female | 0 | 0 |
| Total Index Crimes Violations: | | Male | 0 |
| | | Female | 0 |

| Other Offenses: | | 60 - 64 | 65 + |
|--|--------|---------------|----------|
| Other Assaults (Return A - 4e) | Male | 0 | 0 |
| | Female | 0 | 0 |
| Forgery and Counterfeiting | Male | 0 | 0 |
| | Female | 0 | 0 |
| Fraud | Male | 0 | 0 |
| | Female | 0 | 0 |
| Embezzlement | Male | 0 | 0 |
| | Female | 0 | 0 |
| Stolen Property; Buying, Receiving, Possessing | Male | 0 | 0 |
| | Female | 0 | 0 |
| Vandalism | Male | 0 | 0 |
| | Female | 0 | 0 |
| Weapons; Carrying, Possessing, etc. | Male | 0 | 0 |
| | Female | 0 | 0 |
| Total Other Offense Violations: | | Male | 0 |
| | | Female | 0 |

| Prostitution and Commercialized Vice: | | 60 - 64 | 65 + |
|---|--------|---------------|----------|
| Prostitution | Male | 0 | 0 |
| | Female | 0 | 0 |
| Assisting or Promoting Prostitution | Male | 0 | 0 |
| | Female | 0 | 0 |
| Purchasing Prostitution | Male | 0 | 0 |
| | Female | 0 | 0 |
| Sex Offenses (Except Forcible Rape and Prostitution) | Male | 0 | 0 |
| | Female | 0 | 0 |
| Total Prostitution & Commercialized Vice Violations: | | Male | 0 |
| | | Female | 0 |

2016 Pershing County Arrests - Adult
60+ Years of Age

Drug Abuse Violations:

| Sale/Manufacturing: | | 60 - 64 | 65 + |
|--|--------|-----------------|-------------|
| Opium or Cocaine and Their Derivatives (Morphine, Heroin, Codeine) | Male | 0 | 0 |
| | Female | 0 | 0 |
| Marijuana | Male | 0 | 1 |
| | Female | 0 | 0 |
| Synthetic Narcotics - Manufactured Narcotics Which Can Cause True Drug Addiction (Demerol, Methadones) | Male | 0 | 0 |
| | Female | 0 | 0 |
| Other - Dangerous Nonnarcotic Drugs (Barbiturates, Benzedrine) | Male | 0 | 0 |
| | Female | 0 | 0 |
| Possession: | | | |
| Opium or Cocaine and Their Derivatives (Morphine, Heroin, Codeine) | Male | 0 | 0 |
| | Female | 0 | 0 |
| Marijuana | Male | 0 | 3 |
| | Female | 1 | 0 |
| Synthetic Narcotics - Manufactured Narcotics Which Can Cause True Drug Addiction (Demerol, Methadones) | Male | 0 | 0 |
| | Female | 0 | 0 |
| Other - Dangerous Nonnarcotic Drugs (Barbiturates, Benzedrine) | Male | 0 | 0 |
| | Female | 0 | 0 |
| Total Drug Abuse Violations: | | Male 0 | 4 |
| | | Female 1 | 0 |

Gambling:

| | | 60 - 64 | 65 + |
|-----------------------------------|--------|-----------------|-------------|
| Bookmaking (Horse and Sport Book) | Male | 0 | 0 |
| | Female | 0 | 0 |
| Numbers and Lottery | Male | 0 | 0 |
| | Female | 0 | 0 |
| All Other Gambling | Male | 0 | 0 |
| | Female | 0 | 0 |
| Total Gambling Violations: | | Male 0 | 0 |
| | | Female 0 | 0 |

Miscellaneous:

| | | 60 - 64 | 65 + |
|--|--------|-----------------|-------------|
| Offenses Against the Family and Children | Male | 0 | 0 |
| | Female | 0 | 0 |
| Driving Under the Influence | Male | 0 | 0 |
| | Female | 0 | 0 |
| Liquor Laws | Male | 0 | 0 |
| | Female | 0 | 0 |
| Drunkenness | Male | 0 | 0 |
| | Female | 0 | 0 |
| Disorderly Conduct | Male | 0 | 0 |
| | Female | 0 | 0 |
| Vagrancy | Male | 0 | 0 |
| | Female | 0 | 0 |
| All Other Offenses (Except Traffic) | Male | 0 | 0 |
| | Female | 0 | 0 |
| Suspicion | Male | 0 | 0 |
| | Female | 0 | 0 |
| Total Miscellaneous Violations: | | Male 0 | 0 |
| | | Female 0 | 0 |

Human Trafficking:

| | | 60 - 64 | 65 + |
|--|--------|-----------------|-------------|
| Human Trafficking/ Commercial Sex Acts | Male | 0 | 0 |
| | Female | 0 | 0 |
| Human Trafficking/ Involuntary Servitude | Male | 0 | 0 |
| | Female | 0 | 0 |
| Total Human Trafficking Violations: | | Male 0 | 0 |
| | | Female 0 | 0 |

2016 Lovelock PD Arrests - Adult
60+ Years of Age

| Index Crime: | | 60 - 64 | 65 + |
|--|--------|-----------------|----------|
| Murder and Nonnegligent Manslaughter | Male | 0 | 0 |
| | Female | 0 | 0 |
| Manslaughter by Negligence | Male | 0 | 0 |
| | Female | 0 | 0 |
| Rape | Male | 0 | 0 |
| | Female | 0 | 0 |
| Robbery | Male | 0 | 0 |
| | Female | 0 | 0 |
| Aggravated Assault (Return A - 4a-d) | Male | 0 | 0 |
| | Female | 0 | 0 |
| Burglary - Breaking or Entering | Male | 0 | 0 |
| | Female | 0 | 0 |
| Larceny - Theft (Except Motor Vehicle Theft) | Male | 0 | 0 |
| | Female | 0 | 0 |
| Motor Vehicle Theft | Male | 0 | 0 |
| | Female | 0 | 0 |
| Arson | Male | 0 | 0 |
| | Female | 0 | 0 |
| Total Index Crimes Violations: | | Male 0 | 0 |
| | | Female 0 | 0 |

| Other Offenses: | | 60 - 64 | 65 + |
|--|--------|-----------------|----------|
| Other Assaults (Return A - 4e) | Male | 0 | 0 |
| | Female | 0 | 0 |
| Forgery and Counterfeiting | Male | 0 | 0 |
| | Female | 0 | 0 |
| Fraud | Male | 0 | 0 |
| | Female | 0 | 0 |
| Embezzlement | Male | 0 | 0 |
| | Female | 0 | 0 |
| Stolen Property; Buying, Receiving, Possessing | Male | 0 | 0 |
| | Female | 0 | 0 |
| Vandalism | Male | 0 | 0 |
| | Female | 0 | 0 |
| Weapons; Carrying, Possessing, etc. | Male | 0 | 0 |
| | Female | 0 | 0 |
| Total Other Offense Violations: | | Male 0 | 0 |
| | | Female 0 | 0 |

| Prostitution and Commercialized Vice: | | 60 - 64 | 65 + |
|---|--------|-----------------|----------|
| Prostitution | Male | 0 | 0 |
| | Female | 0 | 0 |
| Assisting or Promoting Prostitution | Male | 0 | 0 |
| | Female | 0 | 0 |
| Purchasing Prostitution | Male | 0 | 0 |
| | Female | 0 | 0 |
| Sex Offenses (Except Forcible Rape and Prostitution) | Male | 0 | 0 |
| | Female | 0 | 0 |
| Total Prostitution & Commercialized Vice Violations: | | Male 0 | 0 |
| | | Female 0 | 0 |

2016 Lovelock PD Arrests - Adult
60+ Years of Age

Drug Abuse Violations:

| Sale/Manufacturing: | | 60 - 64 | 65 + |
|--|--------|-----------------|-------------|
| Opium or Cocaine and Their Derivatives (Morphine, Heroin, Codeine) | Male | 0 | 0 |
| | Female | 0 | 0 |
| Marijuana | Male | 0 | 0 |
| | Female | 0 | 0 |
| Synthetic Narcotics - Manufactured Narcotics Which Can Cause True Drug Addiction (Demerol, Methadones) | Male | 0 | 0 |
| | Female | 0 | 0 |
| Other - Dangerous Nonnarcotic Drugs (Barbiturates, Benzedrine) | Male | 0 | 0 |
| | Female | 0 | 0 |
| Possession: | | | |
| Opium or Cocaine and Their Derivatives (Morphine, Heroin, Codeine) | Male | 0 | 0 |
| | Female | 0 | 0 |
| Marijuana | Male | 0 | 0 |
| | Female | 0 | 0 |
| Synthetic Narcotics - Manufactured Narcotics Which Can Cause True Drug Addiction (Demerol, Methadones) | Male | 0 | 0 |
| | Female | 0 | 0 |
| Other - Dangerous Nonnarcotic Drugs (Barbiturates, Benzedrine) | Male | 0 | 0 |
| | Female | 0 | 0 |
| Total Drug Abuse Violations: | | Male 0 | 0 |
| | | Female 0 | 0 |

Gambling:

| | | 60 - 64 | 65 + |
|-----------------------------------|--------|-----------------|-------------|
| Bookmaking (Horse and Sport Book) | Male | 0 | 0 |
| | Female | 0 | 0 |
| Numbers and Lottery | Male | 0 | 0 |
| | Female | 0 | 0 |
| All Other Gambling | Male | 0 | 0 |
| | Female | 0 | 0 |
| Total Gambling Violations: | | Male 0 | 0 |
| | | Female 0 | 0 |

Miscellaneous:

| | | 60 - 64 | 65 + |
|--|--------|-----------------|-------------|
| Offenses Against the Family and Children | Male | 0 | 0 |
| | Female | 0 | 0 |
| Driving Under the Influence | Male | 0 | 0 |
| | Female | 0 | 0 |
| Liquor Laws | Male | 0 | 0 |
| | Female | 0 | 0 |
| Drunkenness | Male | 0 | 0 |
| | Female | 0 | 0 |
| Disorderly Conduct | Male | 0 | 0 |
| | Female | 0 | 0 |
| Vagrancy | Male | 0 | 0 |
| | Female | 0 | 0 |
| All Other Offenses (Except Traffic) | Male | 0 | 0 |
| | Female | 0 | 0 |
| Suspicion | Male | 0 | 0 |
| | Female | 0 | 0 |
| Total Miscellaneous Violations: | | Male 0 | 0 |
| | | Female 0 | 0 |

Human Trafficking:

| | | 60 - 64 | 65 + |
|--|--------|-----------------|-------------|
| Human Trafficking/ Commercial Sex Acts | Male | 0 | 0 |
| | Female | 0 | 0 |
| Human Trafficking/ Involuntary Servitude | Male | 0 | 0 |
| | Female | 0 | 0 |
| Total Human Trafficking Violations: | | Male 0 | 0 |
| | | Female 0 | 0 |

2016 Pershing Co SO Arrests - Adult
60+ Years of Age

| Index Crime: | | 60 - 64 | 65 + |
|--|--------|---------|------|
| Murder and Nonnegligent Manslaughter | Male | 0 | 0 |
| | Female | 0 | 0 |
| Manslaughter by Negligence | Male | 0 | 0 |
| | Female | 0 | 0 |
| Rape | Male | 0 | 0 |
| | Female | 0 | 0 |
| Robbery | Male | 0 | 0 |
| | Female | 0 | 0 |
| Aggravated Assault (Return A - 4a-d) | Male | 0 | 0 |
| | Female | 0 | 0 |
| Burglary - Breaking or Entering | Male | 0 | 0 |
| | Female | 0 | 0 |
| Larceny - Theft (Except Motor Vehicle Theft) | Male | 0 | 0 |
| | Female | 0 | 0 |
| Motor Vehicle Theft | Male | 0 | 0 |
| | Female | 0 | 0 |
| Arson | Male | 0 | 0 |
| | Female | 0 | 0 |
| Total Index Crimes Violations: | | Male | 0 |
| | | Female | 0 |

| Other Offenses: | | 60 - 64 | 65 + |
|--|--------|---------|------|
| Other Assaults (Return A - 4e) | Male | 0 | 0 |
| | Female | 0 | 0 |
| Forgery and Counterfeiting | Male | 0 | 0 |
| | Female | 0 | 0 |
| Fraud | Male | 0 | 0 |
| | Female | 0 | 0 |
| Embezzlement | Male | 0 | 0 |
| | Female | 0 | 0 |
| Stolen Property; Buying, Receiving, Possessing | Male | 0 | 0 |
| | Female | 0 | 0 |
| Vandalism | Male | 0 | 0 |
| | Female | 0 | 0 |
| Weapons; Carrying, Possessing, etc. | Male | 0 | 0 |
| | Female | 0 | 0 |
| Total Other Offense Violations: | | Male | 0 |
| | | Female | 0 |

| Prostitution and Commercialized Vice: | | 60 - 64 | 65 + |
|--|--------|---------|------|
| Prostitution | Male | 0 | 0 |
| | Female | 0 | 0 |
| Assisting or Promoting Prostitution | Male | 0 | 0 |
| | Female | 0 | 0 |
| Purchasing Prostitution | Male | 0 | 0 |
| | Female | 0 | 0 |
| Sex Offenses (Except Forcible Rape and Prostitution) | Male | 0 | 0 |
| | Female | 0 | 0 |
| Total Prostitution & Commercialized Vice Violations: | | Male | 0 |
| | | Female | 0 |

2016 Pershing Co SO Arrests - Adult
60+ Years of Age

Drug Abuse Violations:

| Sale/Manufacturing: | | 60 - 64 | 65 + |
|--|--------|-----------------|-------------|
| Opium or Cocaine and Their Derivatives (Morphine, Heroin, Codeine) | Male | 0 | 0 |
| | Female | 0 | 0 |
| Marijuana | Male | 0 | 1 |
| | Female | 0 | 0 |
| Synthetic Narcotics - Manufactured Narcotics Which Can Cause True Drug Addiction (Demerol, Methadones) | Male | 0 | 0 |
| | Female | 0 | 0 |
| Other - Dangerous Nonnarcotic Drugs (Barbiturates, Benzedrine) | Male | 0 | 0 |
| | Female | 0 | 0 |
| Possession: | | | |
| Opium or Cocaine and Their Derivatives (Morphine, Heroin, Codeine) | Male | 0 | 0 |
| | Female | 0 | 0 |
| Marijuana | Male | 0 | 3 |
| | Female | 1 | 0 |
| Synthetic Narcotics - Manufactured Narcotics Which Can Cause True Drug Addiction (Demerol, Methadones) | Male | 0 | 0 |
| | Female | 0 | 0 |
| Other - Dangerous Nonnarcotic Drugs (Barbiturates, Benzedrine) | Male | 0 | 0 |
| | Female | 0 | 0 |
| Total Drug Abuse Violations: | | Male 0 | 4 |
| | | Female 1 | 0 |

Gambling:

| | | 60 - 64 | 65 + |
|-----------------------------------|--------|-----------------|-------------|
| Bookmaking (Horse and Sport Book) | Male | 0 | 0 |
| | Female | 0 | 0 |
| Numbers and Lottery | Male | 0 | 0 |
| | Female | 0 | 0 |
| All Other Gambling | Male | 0 | 0 |
| | Female | 0 | 0 |
| Total Gambling Violations: | | Male 0 | 0 |
| | | Female 0 | 0 |

Miscellaneous:

| | | 60 - 64 | 65 + |
|--|--------|-----------------|-------------|
| Offenses Against the Family and Children | Male | 0 | 0 |
| | Female | 0 | 0 |
| Driving Under the Influence | Male | 0 | 0 |
| | Female | 0 | 0 |
| Liquor Laws | Male | 0 | 0 |
| | Female | 0 | 0 |
| Drunkenness | Male | 0 | 0 |
| | Female | 0 | 0 |
| Disorderly Conduct | Male | 0 | 0 |
| | Female | 0 | 0 |
| Vagrancy | Male | 0 | 0 |
| | Female | 0 | 0 |
| All Other Offenses (Except Traffic) | Male | 0 | 0 |
| | Female | 0 | 0 |
| Suspicion | Male | 0 | 0 |
| | Female | 0 | 0 |
| Total Miscellaneous Violations: | | Male 0 | 0 |
| | | Female 0 | 0 |

Human Trafficking:

| | | 60 - 64 | 65 + |
|--|--------|-----------------|-------------|
| Human Trafficking/ Commercial Sex Acts | Male | 0 | 0 |
| | Female | 0 | 0 |
| Human Trafficking/ Involuntary Servitude | Male | 0 | 0 |
| | Female | 0 | 0 |
| Total Human Trafficking Violations: | | Male 0 | 0 |
| | | Female 0 | 0 |

2016 Storey County Arrests - Adult
60+ Years of Age

| Index Crime: | | 60 - 64 | 65 + |
|--|--------|---------|------|
| Murder and Nonnegligent Manslaughter | Male | 0 | 1 |
| | Female | 0 | 0 |
| Manslaughter by Negligence | Male | 0 | 0 |
| | Female | 0 | 0 |
| Rape | Male | 0 | 0 |
| | Female | 0 | 0 |
| Robbery | Male | 0 | 0 |
| | Female | 0 | 0 |
| Aggravated Assault (Return A - 4a-d) | Male | 0 | 0 |
| | Female | 0 | 0 |
| Burglary - Breaking or Entering | Male | 0 | 0 |
| | Female | 0 | 0 |
| Larceny - Theft (Except Motor Vehicle Theft) | Male | 0 | 0 |
| | Female | 1 | 0 |
| Motor Vehicle Theft | Male | 0 | 0 |
| | Female | 0 | 0 |
| Arson | Male | 0 | 1 |
| | Female | 0 | 0 |
| Total Index Crimes Violations: | | Male | 0 |
| | | Female | 1 |
| | | | 2 |
| | | | 0 |

| Other Offenses: | | 60 - 64 | 65 + |
|--|--------|---------|------|
| Other Assaults (Return A - 4e) | Male | 0 | 0 |
| | Female | 0 | 0 |
| Forgery and Counterfeiting | Male | 0 | 0 |
| | Female | 0 | 0 |
| Fraud | Male | 0 | 0 |
| | Female | 0 | 0 |
| Embezzlement | Male | 0 | 0 |
| | Female | 0 | 0 |
| Stolen Property; Buying, Receiving, Possessing | Male | 0 | 0 |
| | Female | 0 | 0 |
| Vandalism | Male | 0 | 0 |
| | Female | 0 | 0 |
| Weapons; Carrying, Possessing, etc. | Male | 0 | 0 |
| | Female | 0 | 0 |
| Total Other Offense Violations: | | Male | 0 |
| | | Female | 0 |
| | | | 0 |
| | | | 0 |

| Prostitution and Commercialized Vice: | | 60 - 64 | 65 + |
|--|--------|---------|------|
| Prostitution | Male | 0 | 0 |
| | Female | 0 | 0 |
| Assisting or Promoting Prostitution | Male | 0 | 0 |
| | Female | 0 | 0 |
| Purchasing Prostitution | Male | 0 | 0 |
| | Female | 0 | 0 |
| Sex Offenses (Except Forcible Rape and Prostitution) | Male | 0 | 0 |
| | Female | 0 | 0 |
| Total Prostitution & Commercialized Vice Violations: | | Male | 0 |
| | | Female | 0 |
| | | | 0 |
| | | | 0 |

2016 Storey County Arrests - Adult
60+ Years of Age

Drug Abuse Violations:

| Sale/Manufacturing: | | 60 - 64 | 65 + |
|--|--------|-----------------|-------------|
| Opium or Cocaine and Their Derivatives (Morphine, Heroin, Codeine) | Male | 0 | 0 |
| | Female | 0 | 0 |
| Marijuana | Male | 0 | 0 |
| | Female | 0 | 0 |
| Synthetic Narcotics - Manufactured Narcotics Which Can Cause True Drug Addiction (Demerol, Methadones) | Male | 0 | 0 |
| | Female | 0 | 0 |
| Other - Dangerous Nonnarcotic Drugs (Barbiturates, Benzedrine) | Male | 1 | 0 |
| | Female | 0 | 0 |
| Possession: | | | |
| Opium or Cocaine and Their Derivatives (Morphine, Heroin, Codeine) | Male | 0 | 0 |
| | Female | 0 | 0 |
| Marijuana | Male | 0 | 0 |
| | Female | 0 | 0 |
| Synthetic Narcotics - Manufactured Narcotics Which Can Cause True Drug Addiction (Demerol, Methadones) | Male | 0 | 0 |
| | Female | 0 | 0 |
| Other - Dangerous Nonnarcotic Drugs (Barbiturates, Benzedrine) | Male | 0 | 0 |
| | Female | 0 | 0 |
| Total Drug Abuse Violations: | | Male 1 | 0 |
| | | Female 0 | 0 |

Gambling:

| | | 60 - 64 | 65 + |
|-----------------------------------|--------|-----------------|-------------|
| Bookmaking (Horse and Sport Book) | Male | 0 | 0 |
| | Female | 0 | 0 |
| Numbers and Lottery | Male | 0 | 0 |
| | Female | 0 | 0 |
| All Other Gambling | Male | 0 | 0 |
| | Female | 0 | 0 |
| Total Gambling Violations: | | Male 0 | 0 |
| | | Female 0 | 0 |

Miscellaneous:

| | | 60 - 64 | 65 + |
|--|--------|-----------------|-------------|
| Offenses Against the Family and Children | Male | 1 | 1 |
| | Female | 0 | 0 |
| Driving Under the Influence | Male | 0 | 2 |
| | Female | 0 | 0 |
| Liquor Laws | Male | 0 | 0 |
| | Female | 0 | 0 |
| Drunkenness | Male | 0 | 0 |
| | Female | 0 | 0 |
| Disorderly Conduct | Male | 1 | 0 |
| | Female | 0 | 0 |
| Vagrancy | Male | 0 | 0 |
| | Female | 0 | 0 |
| All Other Offenses (Except Traffic) | Male | 0 | 2 |
| | Female | 0 | 0 |
| Suspicion | Male | 0 | 0 |
| | Female | 0 | 0 |
| Total Miscellaneous Violations: | | Male 2 | 5 |
| | | Female 0 | 0 |

Human Trafficking:

| | | 60 - 64 | 65 + |
|--|--------|-----------------|-------------|
| Human Trafficking/ Commercial Sex Acts | Male | 0 | 0 |
| | Female | 0 | 0 |
| Human Trafficking/ Involuntary Servitude | Male | 0 | 0 |
| | Female | 0 | 0 |
| Total Human Trafficking Violations: | | Male 0 | 0 |
| | | Female 0 | 0 |

2016 Washoe County Arrests - Adult
60+ Years of Age

| Index Crime: | | 60 - 64 | 65 + |
|--|--------|------------------|-----------|
| Murder and Nonnegligent Manslaughter | Male | 0 | 0 |
| | Female | 0 | 0 |
| Manslaughter by Negligence | Male | 0 | 0 |
| | Female | 0 | 0 |
| Rape | Male | 3 | 1 |
| | Female | 0 | 0 |
| Robbery | Male | 1 | 3 |
| | Female | 0 | 0 |
| Aggravated Assault (Return A - 4a-d) | Male | 21 | 20 |
| | Female | 7 | 4 |
| Burglary - Breaking or Entering | Male | 2 | 0 |
| | Female | 1 | 0 |
| Larceny - Theft (Except Motor Vehicle Theft) | Male | 21 | 5 |
| | Female | 5 | 1 |
| Motor Vehicle Theft | Male | 1 | 0 |
| | Female | 0 | 0 |
| Arson | Male | 0 | 0 |
| | Female | 0 | 0 |
| Total Index Crimes Violations: | | Male 49 | 29 |
| | | Female 13 | 5 |

| Other Offenses: | | 60 - 64 | 65 + |
|--|--------|-----------------|-----------|
| Other Assaults (Return A - 4e) | Male | 19 | 11 |
| | Female | 5 | 3 |
| Forgery and Counterfeiting | Male | 3 | 0 |
| | Female | 0 | 0 |
| Fraud | Male | 6 | 8 |
| | Female | 1 | 3 |
| Embezzlement | Male | 0 | 0 |
| | Female | 0 | 0 |
| Stolen Property; Buying, Receiving, Possessing | Male | 0 | 2 |
| | Female | 0 | 0 |
| Vandalism | Male | 3 | 4 |
| | Female | 2 | 0 |
| Weapons; Carrying, Possessing, etc. | Male | 3 | 5 |
| | Female | 1 | 0 |
| Total Other Offense Violations: | | Male 34 | 30 |
| | | Female 9 | 6 |

| Prostitution and Commercialized Vice: | | 60 - 64 | 65 + |
|---|--------|-----------------|----------|
| Prostitution | Male | 1 | 0 |
| | Female | 0 | 0 |
| Assisting or Promoting Prostitution | Male | 0 | 0 |
| | Female | 0 | 0 |
| Purchasing Prostitution | Male | 0 | 0 |
| | Female | 0 | 0 |
| Sex Offenses (Except Forcible Rape and Prostitution) | Male | 2 | 3 |
| | Female | 1 | 1 |
| Total Prostitution & Commercialized Vice Violations: | | Male 3 | 3 |
| | | Female 1 | 1 |

2016 Washoe County Arrests - Adult
60+ Years of Age

Drug Abuse Violations:

| Sale/Manufacturing: | | 60 - 64 | 65 + |
|--|--------|-----------------|-------------|
| Opium or Cocaine and Their Derivatives (Morphine, Heroin, Codeine) | Male | 0 | 0 |
| | Female | 1 | 0 |
| Marijuana | Male | 3 | 2 |
| | Female | 0 | 0 |
| Synthetic Narcotics - Manufactured Narcotics Which Can Cause True Drug Addiction (Demerol, Methadones) | Male | 0 | 0 |
| | Female | 0 | 0 |
| Other - Dangerous Nonnarcotic Drugs (Barbiturates, Benzedrine) | Male | 0 | 0 |
| | Female | 0 | 0 |
| Possession: | | | |
| Opium or Cocaine and Their Derivatives (Morphine, Heroin, Codeine) | Male | 0 | 0 |
| | Female | 0 | 0 |
| Marijuana | Male | 3 | 0 |
| | Female | 1 | 0 |
| Synthetic Narcotics - Manufactured Narcotics Which Can Cause True Drug Addiction (Demerol, Methadones) | Male | 0 | 0 |
| | Female | 0 | 0 |
| Other - Dangerous Nonnarcotic Drugs (Barbiturates, Benzedrine) | Male | 0 | 0 |
| | Female | 0 | 0 |
| Total Drug Abuse Violations: | | Male 6 | 2 |
| | | Female 2 | 0 |

Gambling:

| | | 60 - 64 | 65 + |
|-----------------------------------|--------|-----------------|-------------|
| Bookmaking (Horse and Sport Book) | Male | 0 | 0 |
| | Female | 0 | 0 |
| Numbers and Lottery | Male | 0 | 0 |
| | Female | 0 | 0 |
| All Other Gambling | Male | 0 | 0 |
| | Female | 0 | 0 |
| Total Gambling Violations: | | Male 0 | 0 |
| | | Female 0 | 0 |

Miscellaneous:

| | | 60 - 64 | 65 + |
|--|--------|------------------|-------------|
| Offenses Against the Family and Children | Male | 1 | 2 |
| | Female | 1 | 1 |
| Driving Under the Influence | Male | 30 | 21 |
| | Female | 15 | 14 |
| Liquor Laws | Male | 81 | 49 |
| | Female | 6 | 1 |
| Drunkenness | Male | 0 | 0 |
| | Female | 0 | 0 |
| Disorderly Conduct | Male | 12 | 13 |
| | Female | 1 | 1 |
| Vagrancy | Male | 6 | 7 |
| | Female | 1 | 2 |
| All Other Offenses (Except Traffic) | Male | 208 | 121 |
| | Female | 22 | 17 |
| Suspicion | Male | 0 | 0 |
| | Female | 0 | 0 |
| Total Miscellaneous Violations: | | Male 338 | 213 |
| | | Female 46 | 36 |

Human Trafficking:

| | | 60 - 64 | 65 + |
|--|--------|-----------------|-------------|
| Human Trafficking/ Commercial Sex Acts | Male | 0 | 0 |
| | Female | 0 | 0 |
| Human Trafficking/ Involuntary Servitude | Male | 0 | 0 |
| | Female | 0 | 0 |
| Total Human Trafficking Violations: | | Male 0 | 0 |
| | | Female 0 | 0 |

2016 Reno PD Arrests - Adult
60+ Years of Age

| Index Crime: | | 60 - 64 | 65 + |
|--|--------|-----------------|-----------|
| Murder and Nonnegligent Manslaughter | Male | 0 | 0 |
| | Female | 0 | 0 |
| Manslaughter by Negligence | Male | 0 | 0 |
| | Female | 0 | 0 |
| Rape | Male | 2 | 0 |
| | Female | 0 | 0 |
| Robbery | Male | 1 | 1 |
| | Female | 0 | 0 |
| Aggravated Assault (Return A - 4a-d) | Male | 15 | 12 |
| | Female | 3 | 0 |
| Burglary - Breaking or Entering | Male | 1 | 0 |
| | Female | 1 | 0 |
| Larceny - Theft (Except Motor Vehicle Theft) | Male | 17 | 4 |
| | Female | 3 | 1 |
| Motor Vehicle Theft | Male | 1 | 0 |
| | Female | 0 | 0 |
| Arson | Male | 0 | 0 |
| | Female | 0 | 0 |
| Total Index Crimes Violations: | | Male 37 | 17 |
| | | Female 7 | 1 |

| Other Offenses: | | 60 - 64 | 65 + |
|--|--------|-----------------|-----------|
| Other Assaults (Return A - 4e) | Male | 15 | 7 |
| | Female | 4 | 0 |
| Forgery and Counterfeiting | Male | 0 | 0 |
| | Female | 0 | 0 |
| Fraud | Male | 6 | 7 |
| | Female | 1 | 1 |
| Embezzlement | Male | 0 | 0 |
| | Female | 0 | 0 |
| Stolen Property; Buying, Receiving, Possessing | Male | 0 | 1 |
| | Female | 0 | 0 |
| Vandalism | Male | 2 | 3 |
| | Female | 1 | 0 |
| Weapons; Carrying, Possessing, etc. | Male | 0 | 2 |
| | Female | 1 | 0 |
| Total Other Offense Violations: | | Male 23 | 20 |
| | | Female 7 | 1 |

| Prostitution and Commercialized Vice: | | 60 - 64 | 65 + |
|---|--------|-----------------|----------|
| Prostitution | Male | 1 | 0 |
| | Female | 0 | 0 |
| Assisting or Promoting Prostitution | Male | 0 | 0 |
| | Female | 0 | 0 |
| Purchasing Prostitution | Male | 0 | 0 |
| | Female | 0 | 0 |
| Sex Offenses (Except Forcible Rape and Prostitution) | Male | 0 | 2 |
| | Female | 1 | 1 |
| Total Prostitution & Commercialized Vice Violations: | | Male 1 | 2 |
| | | Female 1 | 1 |

2016 Reno PD Arrests - Adult
60+ Years of Age

Drug Abuse Violations:

| Sale/Manufacturing: | | 60 - 64 | 65 + |
|--|--------|-----------------|-------------|
| Opium or Cocaine and Their Derivatives (Morphine, Heroin, Codeine) | Male | 0 | 0 |
| | Female | 0 | 0 |
| Marijuana | Male | 3 | 2 |
| | Female | 0 | 0 |
| Synthetic Narcotics - Manufactured Narcotics Which Can Cause True Drug Addiction (Demerol, Methadones) | Male | 0 | 0 |
| | Female | 0 | 0 |
| Other - Dangerous Nonnarcotic Drugs (Barbiturates, Benzedrine) | Male | 0 | 0 |
| | Female | 0 | 0 |
| Possession: | | | |
| Opium or Cocaine and Their Derivatives (Morphine, Heroin, Codeine) | Male | 0 | 0 |
| | Female | 0 | 0 |
| Marijuana | Male | 1 | 0 |
| | Female | 0 | 0 |
| Synthetic Narcotics - Manufactured Narcotics Which Can Cause True Drug Addiction (Demerol, Methadones) | Male | 0 | 0 |
| | Female | 0 | 0 |
| Other - Dangerous Nonnarcotic Drugs (Barbiturates, Benzedrine) | Male | 0 | 0 |
| | Female | 0 | 0 |
| Total Drug Abuse Violations: | | Male 4 | 2 |
| | | Female 0 | 0 |

Gambling:

| | | 60 - 64 | 65 + |
|-----------------------------------|--------|-----------------|-------------|
| Bookmaking (Horse and Sport Book) | Male | 0 | 0 |
| | Female | 0 | 0 |
| Numbers and Lottery | Male | 0 | 0 |
| | Female | 0 | 0 |
| All Other Gambling | Male | 0 | 0 |
| | Female | 0 | 0 |
| Total Gambling Violations: | | Male 0 | 0 |
| | | Female 0 | 0 |

Miscellaneous:

| | | 60 - 64 | 65 + |
|--|--------|------------------|-------------|
| Offenses Against the Family and Children | Male | 0 | 1 |
| | Female | 0 | 0 |
| Driving Under the Influence | Male | 16 | 10 |
| | Female | 7 | 9 |
| Liquor Laws | Male | 81 | 49 |
| | Female | 6 | 1 |
| Drunkenness | Male | 0 | 0 |
| | Female | 0 | 0 |
| Disorderly Conduct | Male | 9 | 10 |
| | Female | 0 | 1 |
| Vagrancy | Male | 6 | 6 |
| | Female | 1 | 1 |
| All Other Offenses (Except Traffic) | Male | 159 | 93 |
| | Female | 16 | 13 |
| Suspicion | Male | 0 | 0 |
| | Female | 0 | 0 |
| Total Miscellaneous Violations: | | Male 271 | 169 |
| | | Female 30 | 25 |

Human Trafficking:

| | | 60 - 64 | 65 + |
|--|--------|-----------------|-------------|
| Human Trafficking/ Commercial Sex Acts | Male | 0 | 0 |
| | Female | 0 | 0 |
| Human Trafficking/ Involuntary Servitude | Male | 0 | 0 |
| | Female | 0 | 0 |
| Total Human Trafficking Violations: | | Male 0 | 0 |
| | | Female 0 | 0 |

2016 Reno-Tahoe Airport Authority PD Arrests - Adult
60+ Years of Age

| Index Crime: | | 60 - 64 | 65 + |
|--|--------|----------------|-------------|
| Murder and Nonnegligent Manslaughter | Male | 0 | 0 |
| | Female | 0 | 0 |
| Manslaughter by Negligence | Male | 0 | 0 |
| | Female | 0 | 0 |
| Rape | Male | 0 | 0 |
| | Female | 0 | 0 |
| Robbery | Male | 0 | 0 |
| | Female | 0 | 0 |
| Aggravated Assault (Return A - 4a-d) | Male | 0 | 0 |
| | Female | 0 | 0 |
| Burglary - Breaking or Entering | Male | 0 | 0 |
| | Female | 0 | 0 |
| Larceny - Theft (Except Motor Vehicle Theft) | Male | 0 | 0 |
| | Female | 0 | 0 |
| Motor Vehicle Theft | Male | 0 | 0 |
| | Female | 0 | 0 |
| Arson | Male | 0 | 0 |
| | Female | 0 | 0 |
| Total Index Crimes Violations: | | Male | 0 |
| | | Female | 0 |

| Other Offenses: | | 60 - 64 | 65 + |
|--|--------|----------------|-------------|
| Other Assaults (Return A - 4e) | Male | 0 | 0 |
| | Female | 0 | 0 |
| Forgery and Counterfeiting | Male | 0 | 0 |
| | Female | 0 | 0 |
| Fraud | Male | 0 | 0 |
| | Female | 0 | 0 |
| Embezzlement | Male | 0 | 0 |
| | Female | 0 | 0 |
| Stolen Property; Buying, Receiving, Possessing | Male | 0 | 0 |
| | Female | 0 | 0 |
| Vandalism | Male | 0 | 0 |
| | Female | 0 | 0 |
| Weapons; Carrying, Possessing, etc. | Male | 1 | 1 |
| | Female | 0 | 0 |
| Total Other Offense Violations: | | Male | 1 |
| | | Female | 0 |

| Prostitution and Commercialized Vice: | | 60 - 64 | 65 + |
|---|--------|----------------|-------------|
| Prostitution | Male | 0 | 0 |
| | Female | 0 | 0 |
| Assisting or Promoting Prostitution | Male | 0 | 0 |
| | Female | 0 | 0 |
| Purchasing Prostitution | Male | 0 | 0 |
| | Female | 0 | 0 |
| Sex Offenses (Except Forcible Rape and Prostitution) | Male | 0 | 0 |
| | Female | 0 | 0 |
| Total Prostitution & Commercialized Vice Violations: | | Male | 0 |
| | | Female | 0 |

2016 Reno-Tahoe Airport Authority PD Arrests - Adult
60+ Years of Age

Drug Abuse Violations:

Sale/Manufacturing: 60 - 64 65 +

| | | | |
|--|--------|---------------|----------|
| Opium or Cocaine and Their Derivatives (Morphine, Heroin, Codeine) | Male | 0 | 0 |
| | Female | 0 | 0 |
| Marijuana | Male | 0 | 0 |
| | Female | 0 | 0 |
| Synthetic Narcotics - Manufactured Narcotics Which Can Cause True Drug Addiction (Demerol, Methadones) | Male | 0 | 0 |
| | Female | 0 | 0 |
| Other - Dangerous Nonnarcotic Drugs (Barbiturates, Benzedrine) | Male | 0 | 0 |
| | Female | 0 | 0 |
| Possession: | | | |
| Opium or Cocaine and Their Derivatives (Morphine, Heroin, Codeine) | Male | 0 | 0 |
| | Female | 0 | 0 |
| Marijuana | Male | 0 | 0 |
| | Female | 0 | 0 |
| Synthetic Narcotics - Manufactured Narcotics Which Can Cause True Drug Addiction (Demerol, Methadones) | Male | 0 | 0 |
| | Female | 0 | 0 |
| Other - Dangerous Nonnarcotic Drugs (Barbiturates, Benzedrine) | Male | 0 | 0 |
| | Female | 0 | 0 |
| Total Drug Abuse Violations: | | Male | 0 |
| | | Female | 0 |

Gambling:

60 - 64 65 +

| | | | |
|-----------------------------------|--------|---------------|----------|
| Bookmaking (Horse and Sport Book) | Male | 0 | 0 |
| | Female | 0 | 0 |
| Numbers and Lottery | Male | 0 | 0 |
| | Female | 0 | 0 |
| All Other Gambling | Male | 0 | 0 |
| | Female | 0 | 0 |
| Total Gambling Violations: | | Male | 0 |
| | | Female | 0 |

Miscellaneous:

60 - 64 65 +

| | | | |
|--|--------|---------------|----------|
| Offenses Against the Family and Children | Male | 0 | 0 |
| | Female | 0 | 0 |
| Driving Under the Influence | Male | 0 | 0 |
| | Female | 0 | 0 |
| Liquor Laws | Male | 0 | 0 |
| | Female | 0 | 0 |
| Drunkenness | Male | 0 | 0 |
| | Female | 0 | 0 |
| Disorderly Conduct | Male | 0 | 0 |
| | Female | 0 | 0 |
| Vagrancy | Male | 0 | 0 |
| | Female | 0 | 1 |
| All Other Offenses (Except Traffic) | Male | 1 | 0 |
| | Female | 0 | 0 |
| Suspicion | Male | 0 | 0 |
| | Female | 0 | 0 |
| Total Miscellaneous Violations: | | Male | 1 |
| | | Female | 0 |

Human Trafficking:

60 - 64 65 +

| | | | |
|--|--------|---------------|----------|
| Human Trafficking/ Commercial Sex Acts | Male | 0 | 0 |
| | Female | 0 | 0 |
| Human Trafficking/ Involuntary Servitude | Male | 0 | 0 |
| | Female | 0 | 0 |
| Total Human Trafficking Violations: | | Male | 0 |
| | | Female | 0 |

2016 Sparks PD Arrests - Adult
60+ Years of Age

| Index Crime: | | 60 - 64 | 65 + |
|--|--------|----------|------|
| Murder and Nonnegligent Manslaughter | Male | 0 | 0 |
| | Female | 0 | 0 |
| Manslaughter by Negligence | Male | 0 | 0 |
| | Female | 0 | 0 |
| Rape | Male | 0 | 1 |
| | Female | 0 | 0 |
| Robbery | Male | 0 | 2 |
| | Female | 0 | 0 |
| Aggravated Assault (Return A - 4a-d) | Male | 3 | 4 |
| | Female | 2 | 2 |
| Burglary - Breaking or Entering | Male | 1 | 0 |
| | Female | 0 | 0 |
| Larceny - Theft (Except Motor Vehicle Theft) | Male | 4 | 1 |
| | Female | 2 | 0 |
| Motor Vehicle Theft | Male | 0 | 0 |
| | Female | 0 | 0 |
| Arson | Male | 0 | 0 |
| | Female | 0 | 0 |
| Total Index Crimes Violations: | | Male 8 | 8 |
| | | Female 4 | 2 |

| Other Offenses: | | 60 - 64 | 65 + |
|--|--------|----------|------|
| Other Assaults (Return A - 4e) | Male | 3 | 1 |
| | Female | 0 | 1 |
| Forgery and Counterfeiting | Male | 3 | 0 |
| | Female | 0 | 0 |
| Fraud | Male | 0 | 0 |
| | Female | 0 | 0 |
| Embezzlement | Male | 0 | 0 |
| | Female | 0 | 0 |
| Stolen Property; Buying, Receiving, Possessing | Male | 0 | 0 |
| | Female | 0 | 0 |
| Vandalism | Male | 0 | 0 |
| | Female | 0 | 0 |
| Weapons; Carrying, Possessing, etc. | Male | 0 | 0 |
| | Female | 0 | 0 |
| Total Other Offense Violations: | | Male 6 | 1 |
| | | Female 0 | 1 |

| Prostitution and Commercialized Vice: | | 60 - 64 | 65 + |
|--|--------|----------|------|
| Prostitution | Male | 0 | 0 |
| | Female | 0 | 0 |
| Assisting or Promoting Prostitution | Male | 0 | 0 |
| | Female | 0 | 0 |
| Purchasing Prostitution | Male | 0 | 0 |
| | Female | 0 | 0 |
| Sex Offenses (Except Forcible Rape and Prostitution) | Male | 1 | 0 |
| | Female | 0 | 0 |
| Total Prostitution & Commercialized Vice Violations: | | Male 1 | 0 |
| | | Female 0 | 0 |

2016 Sparks PD Arrests - Adult
60+ Years of Age

Drug Abuse Violations:

| Sale/Manufacturing: | | 60 - 64 | 65 + |
|--|--------|-----------------|-------------|
| Opium or Cocaine and Their Derivatives (Morphine, Heroin, Codeine) | Male | 0 | 0 |
| | Female | 0 | 0 |
| Marijuana | Male | 0 | 0 |
| | Female | 0 | 0 |
| Synthetic Narcotics - Manufactured Narcotics Which Can Cause True Drug Addiction (Demerol, Methadones) | Male | 0 | 0 |
| | Female | 0 | 0 |
| Other - Dangerous Nonnarcotic Drugs (Barbiturates, Benzedrine) | Male | 0 | 0 |
| | Female | 0 | 0 |
| Possession: | | | |
| Opium or Cocaine and Their Derivatives (Morphine, Heroin, Codeine) | Male | 0 | 0 |
| | Female | 0 | 0 |
| Marijuana | Male | 1 | 0 |
| | Female | 0 | 0 |
| Synthetic Narcotics - Manufactured Narcotics Which Can Cause True Drug Addiction (Demerol, Methadones) | Male | 0 | 0 |
| | Female | 0 | 0 |
| Other - Dangerous Nonnarcotic Drugs (Barbiturates, Benzedrine) | Male | 0 | 0 |
| | Female | 0 | 0 |
| Total Drug Abuse Violations: | | Male 1 | 0 |
| | | Female 0 | 0 |

Gambling:

| | | 60 - 64 | 65 + |
|-----------------------------------|--------|-----------------|-------------|
| Bookmaking (Horse and Sport Book) | Male | 0 | 0 |
| | Female | 0 | 0 |
| Numbers and Lottery | Male | 0 | 0 |
| | Female | 0 | 0 |
| All Other Gambling | Male | 0 | 0 |
| | Female | 0 | 0 |
| Total Gambling Violations: | | Male 0 | 0 |
| | | Female 0 | 0 |

Miscellaneous:

| | | 60 - 64 | 65 + |
|--|--------|-----------------|-------------|
| Offenses Against the Family and Children | Male | 1 | 0 |
| | Female | 0 | 0 |
| Driving Under the Influence | Male | 2 | 1 |
| | Female | 3 | 2 |
| Liquor Laws | Male | 0 | 0 |
| | Female | 0 | 0 |
| Drunkenness | Male | 0 | 0 |
| | Female | 0 | 0 |
| Disorderly Conduct | Male | 3 | 3 |
| | Female | 0 | 0 |
| Vagrancy | Male | 0 | 1 |
| | Female | 0 | 0 |
| All Other Offenses (Except Traffic) | Male | 19 | 14 |
| | Female | 3 | 2 |
| Suspicion | Male | 0 | 0 |
| | Female | 0 | 0 |
| Total Miscellaneous Violations: | | Male 25 | 19 |
| | | Female 6 | 4 |

Human Trafficking:

| | | 60 - 64 | 65 + |
|--|--------|-----------------|-------------|
| Human Trafficking/ Commercial Sex Acts | Male | 0 | 0 |
| | Female | 0 | 0 |
| Human Trafficking/ Involuntary Servitude | Male | 0 | 0 |
| | Female | 0 | 0 |
| Total Human Trafficking Violations: | | Male 0 | 0 |
| | | Female 0 | 0 |

2016 UNR PD Arrests - Adult
60+ Years of Age

| Index Crime: | | 60 - 64 | 65 + |
|--|--------|---------|------|
| Murder and Nonnegligent Manslaughter | Male | 0 | 0 |
| | Female | 0 | 0 |
| Manslaughter by Negligence | Male | 0 | 0 |
| | Female | 0 | 0 |
| Rape | Male | 0 | 0 |
| | Female | 0 | 0 |
| Robbery | Male | 0 | 0 |
| | Female | 0 | 0 |
| Aggravated Assault (Return A - 4a-d) | Male | 0 | 0 |
| | Female | 0 | 0 |
| Burglary - Breaking or Entering | Male | 0 | 0 |
| | Female | 0 | 0 |
| Larceny - Theft (Except Motor Vehicle Theft) | Male | 0 | 0 |
| | Female | 0 | 0 |
| Motor Vehicle Theft | Male | 0 | 0 |
| | Female | 0 | 0 |
| Arson | Male | 0 | 0 |
| | Female | 0 | 0 |
| Total Index Crimes Violations: | | Male | 0 |
| | | Female | 0 |

| Other Offenses: | | 60 - 64 | 65 + |
|--|--------|---------|------|
| Other Assaults (Return A - 4e) | Male | 0 | 0 |
| | Female | 0 | 0 |
| Forgery and Counterfeiting | Male | 0 | 0 |
| | Female | 0 | 0 |
| Fraud | Male | 0 | 0 |
| | Female | 0 | 0 |
| Embezzlement | Male | 0 | 0 |
| | Female | 0 | 0 |
| Stolen Property; Buying, Receiving, Possessing | Male | 0 | 0 |
| | Female | 0 | 0 |
| Vandalism | Male | 0 | 0 |
| | Female | 0 | 0 |
| Weapons; Carrying, Possessing, etc. | Male | 0 | 0 |
| | Female | 0 | 0 |
| Total Other Offense Violations: | | Male | 0 |
| | | Female | 0 |

| Prostitution and Commercialized Vice: | | 60 - 64 | 65 + |
|--|--------|---------|------|
| Prostitution | Male | 0 | 0 |
| | Female | 0 | 0 |
| Assisting or Promoting Prostitution | Male | 0 | 0 |
| | Female | 0 | 0 |
| Purchasing Prostitution | Male | 0 | 0 |
| | Female | 0 | 0 |
| Sex Offenses (Except Forcible Rape and Prostitution) | Male | 0 | 0 |
| | Female | 0 | 0 |
| Total Prostitution & Commercialized Vice Violations: | | Male | 0 |
| | | Female | 0 |

2016 UNR PD Arrests - Adult
60+ Years of Age

Drug Abuse Violations:

Sale/Manufacturing: 60 - 64 65 +

| | | | |
|--|---------------|----------|----------|
| Opium or Cocaine and Their Derivatives (Morphine, Heroin, Codeine) | Male | 0 | 0 |
| | Female | 0 | 0 |
| Marijuana | Male | 0 | 0 |
| | Female | 0 | 0 |
| Synthetic Narcotics - Manufactured Narcotics Which Can Cause True Drug Addiction (Demerol, Methadones) | Male | 0 | 0 |
| | Female | 0 | 0 |
| Other - Dangerous Nonnarcotic Drugs (Barbiturates, Benzedrine) | Male | 0 | 0 |
| | Female | 0 | 0 |
| Possession: | | | |
| Opium or Cocaine and Their Derivatives (Morphine, Heroin, Codeine) | Male | 0 | 0 |
| | Female | 0 | 0 |
| Marijuana | Male | 0 | 0 |
| | Female | 0 | 0 |
| Synthetic Narcotics - Manufactured Narcotics Which Can Cause True Drug Addiction (Demerol, Methadones) | Male | 0 | 0 |
| | Female | 0 | 0 |
| Other - Dangerous Nonnarcotic Drugs (Barbiturates, Benzedrine) | Male | 0 | 0 |
| | Female | 0 | 0 |
| Total Drug Abuse Violations: | Male | 0 | 0 |
| | Female | 0 | 0 |

Gambling:

60 - 64 65 +

| | | | |
|-----------------------------------|---------------|----------|----------|
| Bookmaking (Horse and Sport Book) | Male | 0 | 0 |
| | Female | 0 | 0 |
| Numbers and Lottery | Male | 0 | 0 |
| | Female | 0 | 0 |
| All Other Gambling | Male | 0 | 0 |
| | Female | 0 | 0 |
| Total Gambling Violations: | Male | 0 | 0 |
| | Female | 0 | 0 |

Miscellaneous:

60 - 64 65 +

| | | | |
|--|---------------|----------|----------|
| Offenses Against the Family and Children | Male | 0 | 0 |
| | Female | 0 | 0 |
| Driving Under the Influence | Male | 0 | 0 |
| | Female | 0 | 0 |
| Liquor Laws | Male | 0 | 0 |
| | Female | 0 | 0 |
| Drunkenness | Male | 0 | 0 |
| | Female | 0 | 0 |
| Disorderly Conduct | Male | 0 | 0 |
| | Female | 0 | 0 |
| Vagrancy | Male | 0 | 0 |
| | Female | 0 | 0 |
| All Other Offenses (Except Traffic) | Male | 0 | 1 |
| | Female | 0 | 0 |
| Suspicion | Male | 0 | 0 |
| | Female | 0 | 0 |
| Total Miscellaneous Violations: | Male | 0 | 1 |
| | Female | 0 | 0 |

Human Trafficking:

60 - 64 65 +

| | | | |
|--|---------------|----------|----------|
| Human Trafficking/ Commercial Sex Acts | Male | 0 | 0 |
| | Female | 0 | 0 |
| Human Trafficking/ Involuntary Servitude | Male | 0 | 0 |
| | Female | 0 | 0 |
| Total Human Trafficking Violations: | Male | 0 | 0 |
| | Female | 0 | 0 |

2016 Washoe County School District PD Arrests - Adult
60+ Years of Age

| Index Crime: | | 60 - 64 | 65 + |
|--|---------------|----------------|-------------|
| Murder and Nonnegligent Manslaughter | Male | 0 | 0 |
| | Female | 0 | 0 |
| Manslaughter by Negligence | Male | 0 | 0 |
| | Female | 0 | 0 |
| Rape | Male | 0 | 0 |
| | Female | 0 | 0 |
| Robbery | Male | 0 | 0 |
| | Female | 0 | 0 |
| Aggravated Assault (Return A - 4a-d) | Male | 0 | 0 |
| | Female | 0 | 0 |
| Burglary - Breaking or Entering | Male | 0 | 0 |
| | Female | 0 | 0 |
| Larceny - Theft (Except Motor Vehicle Theft) | Male | 0 | 0 |
| | Female | 0 | 0 |
| Motor Vehicle Theft | Male | 0 | 0 |
| | Female | 0 | 0 |
| Arson | Male | 0 | 0 |
| | Female | 0 | 0 |
| Total Index Crimes Violations: | | Male 0 | 0 |
| | Female | 0 | 0 |

| Other Offenses: | | 60 - 64 | 65 + |
|--|---------------|----------------|-------------|
| Other Assaults (Return A - 4e) | Male | 0 | 1 |
| | Female | 1 | 0 |
| Forgery and Counterfeiting | Male | 0 | 0 |
| | Female | 0 | 0 |
| Fraud | Male | 0 | 0 |
| | Female | 0 | 0 |
| Embezzlement | Male | 0 | 0 |
| | Female | 0 | 0 |
| Stolen Property; Buying, Receiving, Possessing | Male | 0 | 0 |
| | Female | 0 | 0 |
| Vandalism | Male | 0 | 0 |
| | Female | 0 | 0 |
| Weapons; Carrying, Possessing, etc. | Male | 0 | 0 |
| | Female | 0 | 0 |
| Total Other Offense Violations: | | Male 0 | 1 |
| | Female | 1 | 0 |

| Prostitution and Commercialized Vice: | | 60 - 64 | 65 + |
|---|---------------|----------------|-------------|
| Prostitution | Male | 0 | 0 |
| | Female | 0 | 0 |
| Assisting or Promoting Prostitution | Male | 0 | 0 |
| | Female | 0 | 0 |
| Purchasing Prostitution | Male | 0 | 0 |
| | Female | 0 | 0 |
| Sex Offenses (Except Forcible Rape and Prostitution) | Male | 0 | 0 |
| | Female | 0 | 0 |
| Total Prostitution & Commercialized Vice Violations: | | Male 0 | 0 |
| | Female | 0 | 0 |

2016 Washoe County School District PD Arrests - Adult
60+ Years of Age

Drug Abuse Violations:

| Sale/Manufacturing: | | 60 - 64 | 65 + |
|--|--------|-----------------|-------------|
| Opium or Cocaine and Their Derivatives (Morphine, Heroin, Codeine) | Male | 0 | 0 |
| | Female | 0 | 0 |
| Marijuana | Male | 0 | 0 |
| | Female | 0 | 0 |
| Synthetic Narcotics - Manufactured Narcotics Which Can Cause True Drug Addiction (Demerol, Methadones) | Male | 0 | 0 |
| | Female | 0 | 0 |
| Other - Dangerous Nonnarcotic Drugs (Barbiturates, Benzedrine) | Male | 0 | 0 |
| | Female | 0 | 0 |
| Possession: | | | |
| Opium or Cocaine and Their Derivatives (Morphine, Heroin, Codeine) | Male | 0 | 0 |
| | Female | 0 | 0 |
| Marijuana | Male | 0 | 0 |
| | Female | 0 | 0 |
| Synthetic Narcotics - Manufactured Narcotics Which Can Cause True Drug Addiction (Demerol, Methadones) | Male | 0 | 0 |
| | Female | 0 | 0 |
| Other - Dangerous Nonnarcotic Drugs (Barbiturates, Benzedrine) | Male | 0 | 0 |
| | Female | 0 | 0 |
| Total Drug Abuse Violations: | | Male 0 | 0 |
| | | Female 0 | 0 |

Gambling:

| | | 60 - 64 | 65 + |
|-----------------------------------|--------|-----------------|-------------|
| Bookmaking (Horse and Sport Book) | Male | 0 | 0 |
| | Female | 0 | 0 |
| Numbers and Lottery | Male | 0 | 0 |
| | Female | 0 | 0 |
| All Other Gambling | Male | 0 | 0 |
| | Female | 0 | 0 |
| Total Gambling Violations: | | Male 0 | 0 |
| | | Female 0 | 0 |

Miscellaneous:

| | | 60 - 64 | 65 + |
|--|--------|-----------------|-------------|
| Offenses Against the Family and Children | Male | 0 | 0 |
| | Female | 0 | 0 |
| Driving Under the Influence | Male | 1 | 0 |
| | Female | 0 | 0 |
| Liquor Laws | Male | 0 | 0 |
| | Female | 0 | 0 |
| Drunkenness | Male | 0 | 0 |
| | Female | 0 | 0 |
| Disorderly Conduct | Male | 0 | 0 |
| | Female | 0 | 0 |
| Vagrancy | Male | 0 | 0 |
| | Female | 0 | 0 |
| All Other Offenses (Except Traffic) | Male | 0 | 0 |
| | Female | 0 | 0 |
| Suspicion | Male | 0 | 0 |
| | Female | 0 | 0 |
| Total Miscellaneous Violations: | | Male 1 | 0 |
| | | Female 0 | 0 |

Human Trafficking:

| | | 60 - 64 | 65 + |
|--|--------|-----------------|-------------|
| Human Trafficking/ Commercial Sex Acts | Male | 0 | 0 |
| | Female | 0 | 0 |
| Human Trafficking/ Involuntary Servitude | Male | 0 | 0 |
| | Female | 0 | 0 |
| Total Human Trafficking Violations: | | Male 0 | 0 |
| | | Female 0 | 0 |

2016 Washoe County SO Arrests - Adult
60+ Years of Age

| Index Crime: | | 60 - 64 | 65 + |
|--|--------|---------------|----------|
| Murder and Nonnegligent Manslaughter | Male | 0 | 0 |
| | Female | 0 | 0 |
| Manslaughter by Negligence | Male | 0 | 0 |
| | Female | 0 | 0 |
| Rape | Male | 1 | 0 |
| | Female | 0 | 0 |
| Robbery | Male | 0 | 0 |
| | Female | 0 | 0 |
| Aggravated Assault (Return A - 4a-d) | Male | 3 | 4 |
| | Female | 2 | 2 |
| Burglary - Breaking or Entering | Male | 0 | 0 |
| | Female | 0 | 0 |
| Larceny - Theft (Except Motor Vehicle Theft) | Male | 0 | 0 |
| | Female | 0 | 0 |
| Motor Vehicle Theft | Male | 0 | 0 |
| | Female | 0 | 0 |
| Arson | Male | 0 | 0 |
| | Female | 0 | 0 |
| Total Index Crimes Violations: | | Male | 4 |
| | | Female | 2 |

| Other Offenses: | | 60 - 64 | 65 + |
|--|--------|---------------|----------|
| Other Assaults (Return A - 4e) | Male | 1 | 2 |
| | Female | 0 | 2 |
| Forgery and Counterfeiting | Male | 0 | 0 |
| | Female | 0 | 0 |
| Fraud | Male | 0 | 1 |
| | Female | 0 | 2 |
| Embezzlement | Male | 0 | 0 |
| | Female | 0 | 0 |
| Stolen Property; Buying, Receiving, Possessing | Male | 0 | 1 |
| | Female | 0 | 0 |
| Vandalism | Male | 1 | 1 |
| | Female | 1 | 0 |
| Weapons; Carrying, Possessing, etc. | Male | 2 | 2 |
| | Female | 0 | 0 |
| Total Other Offense Violations: | | Male | 7 |
| | | Female | 4 |

| Prostitution and Commercialized Vice: | | 60 - 64 | 65 + |
|---|--------|---------------|----------|
| Prostitution | Male | 0 | 0 |
| | Female | 0 | 0 |
| Assisting or Promoting Prostitution | Male | 0 | 0 |
| | Female | 0 | 0 |
| Purchasing Prostitution | Male | 0 | 0 |
| | Female | 0 | 0 |
| Sex Offenses (Except Forcible Rape and Prostitution) | Male | 1 | 1 |
| | Female | 0 | 0 |
| Total Prostitution & Commercialized Vice Violations: | | Male | 1 |
| | | Female | 0 |

2016 Washoe County SO Arrests - Adult
60+ Years of Age

Drug Abuse Violations:

| Sale/Manufacturing: | | 60 - 64 | 65 + |
|--|--------|-----------------|-------------|
| Opium or Cocaine and Their Derivatives (Morphine, Heroin, Codeine) | Male | 0 | 0 |
| | Female | 1 | 0 |
| Marijuana | Male | 0 | 0 |
| | Female | 0 | 0 |
| Synthetic Narcotics - Manufactured Narcotics Which Can Cause True Drug Addiction (Demerol, Methadones) | Male | 0 | 0 |
| | Female | 0 | 0 |
| Other - Dangerous Nonnarcotic Drugs (Barbiturates, Benzedrine) | Male | 0 | 0 |
| | Female | 0 | 0 |
| Possession: | | | |
| Opium or Cocaine and Their Derivatives (Morphine, Heroin, Codeine) | Male | 0 | 0 |
| | Female | 0 | 0 |
| Marijuana | Male | 1 | 0 |
| | Female | 1 | 0 |
| Synthetic Narcotics - Manufactured Narcotics Which Can Cause True Drug Addiction (Demerol, Methadones) | Male | 0 | 0 |
| | Female | 0 | 0 |
| Other - Dangerous Nonnarcotic Drugs (Barbiturates, Benzedrine) | Male | 0 | 0 |
| | Female | 0 | 0 |
| Total Drug Abuse Violations: | | Male 1 | 0 |
| | | Female 2 | 0 |

Gambling:

| | | 60 - 64 | 65 + |
|-----------------------------------|--------|-----------------|-------------|
| Bookmaking (Horse and Sport Book) | Male | 0 | 0 |
| | Female | 0 | 0 |
| Numbers and Lottery | Male | 0 | 0 |
| | Female | 0 | 0 |
| All Other Gambling | Male | 0 | 0 |
| | Female | 0 | 0 |
| Total Gambling Violations: | | Male 0 | 0 |
| | | Female 0 | 0 |

Miscellaneous:

| | | 60 - 64 | 65 + |
|--|--------|------------------|-------------|
| Offenses Against the Family and Children | Male | 0 | 1 |
| | Female | 1 | 1 |
| Driving Under the Influence | Male | 11 | 9 |
| | Female | 5 | 3 |
| Liquor Laws | Male | 0 | 0 |
| | Female | 0 | 0 |
| Drunkenness | Male | 0 | 0 |
| | Female | 0 | 0 |
| Disorderly Conduct | Male | 0 | 0 |
| | Female | 1 | 0 |
| Vagrancy | Male | 0 | 0 |
| | Female | 0 | 0 |
| All Other Offenses (Except Traffic) | Male | 29 | 13 |
| | Female | 3 | 2 |
| Suspicion | Male | 0 | 0 |
| | Female | 0 | 0 |
| Total Miscellaneous Violations: | | Male 40 | 23 |
| | | Female 10 | 6 |

Human Trafficking:

| | | 60 - 64 | 65 + |
|--|--------|-----------------|-------------|
| Human Trafficking/ Commercial Sex Acts | Male | 0 | 0 |
| | Female | 0 | 0 |
| Human Trafficking/ Involuntary Servitude | Male | 0 | 0 |
| | Female | 0 | 0 |
| Total Human Trafficking Violations: | | Male 0 | 0 |
| | | Female 0 | 0 |

2016 White Pine County Arrests - Adult
60+ Years of Age

| Index Crime: | | 60 - 64 | 65 + |
|--|--------|-----------------|----------|
| Murder and Nonnegligent Manslaughter | Male | 0 | 0 |
| | Female | 0 | 0 |
| Manslaughter by Negligence | Male | 0 | 0 |
| | Female | 0 | 0 |
| Rape | Male | 0 | 0 |
| | Female | 0 | 0 |
| Robbery | Male | 0 | 0 |
| | Female | 0 | 0 |
| Aggravated Assault (Return A - 4a-d) | Male | 0 | 0 |
| | Female | 0 | 0 |
| Burglary - Breaking or Entering | Male | 0 | 0 |
| | Female | 0 | 0 |
| Larceny - Theft (Except Motor Vehicle Theft) | Male | 0 | 0 |
| | Female | 0 | 0 |
| Motor Vehicle Theft | Male | 0 | 0 |
| | Female | 0 | 0 |
| Arson | Male | 0 | 0 |
| | Female | 0 | 0 |
| Total Index Crimes Violations: | | Male 0 | 0 |
| | | Female 0 | 0 |

| Other Offenses: | | 60 - 64 | 65 + |
|--|--------|-----------------|----------|
| Other Assaults (Return A - 4e) | Male | 0 | 0 |
| | Female | 0 | 0 |
| Forgery and Counterfeiting | Male | 0 | 0 |
| | Female | 0 | 0 |
| Fraud | Male | 0 | 0 |
| | Female | 0 | 0 |
| Embezzlement | Male | 0 | 0 |
| | Female | 0 | 0 |
| Stolen Property; Buying, Receiving, Possessing | Male | 0 | 0 |
| | Female | 0 | 0 |
| Vandalism | Male | 0 | 0 |
| | Female | 0 | 0 |
| Weapons; Carrying, Possessing, etc. | Male | 0 | 0 |
| | Female | 0 | 0 |
| Total Other Offense Violations: | | Male 0 | 0 |
| | | Female 0 | 0 |

| Prostitution and Commercialized Vice: | | 60 - 64 | 65 + |
|---|--------|-----------------|----------|
| Prostitution | Male | 0 | 0 |
| | Female | 0 | 0 |
| Assisting or Promoting Prostitution | Male | 0 | 0 |
| | Female | 0 | 0 |
| Purchasing Prostitution | Male | 0 | 0 |
| | Female | 0 | 0 |
| Sex Offenses (Except Forcible Rape and Prostitution) | Male | 0 | 0 |
| | Female | 0 | 0 |
| Total Prostitution & Commercialized Vice Violations: | | Male 0 | 0 |
| | | Female 0 | 0 |

2016 White Pine County Arrests - Adult
60+ Years of Age

Drug Abuse Violations:

| Sale/Manufacturing: | | 60 - 64 | 65 + |
|--|--------|-----------------|-------------|
| Opium or Cocaine and Their Derivatives (Morphine, Heroin, Codeine) | Male | 0 | 0 |
| | Female | 0 | 0 |
| Marijuana | Male | 0 | 0 |
| | Female | 0 | 0 |
| Synthetic Narcotics - Manufactured Narcotics Which Can Cause True Drug Addiction (Demerol, Methadones) | Male | 0 | 0 |
| | Female | 0 | 0 |
| Other - Dangerous Nonnarcotic Drugs (Barbiturates, Benzedrine) | Male | 0 | 0 |
| | Female | 0 | 0 |
| Possession: | | | |
| Opium or Cocaine and Their Derivatives (Morphine, Heroin, Codeine) | Male | 0 | 0 |
| | Female | 0 | 0 |
| Marijuana | Male | 0 | 0 |
| | Female | 0 | 0 |
| Synthetic Narcotics - Manufactured Narcotics Which Can Cause True Drug Addiction (Demerol, Methadones) | Male | 0 | 0 |
| | Female | 0 | 1 |
| Other - Dangerous Nonnarcotic Drugs (Barbiturates, Benzedrine) | Male | 0 | 0 |
| | Female | 0 | 0 |
| Total Drug Abuse Violations: | | Male 0 | 0 |
| | | Female 0 | 1 |

Gambling:

| | | 60 - 64 | 65 + |
|-----------------------------------|--------|-----------------|-------------|
| Bookmaking (Horse and Sport Book) | Male | 0 | 0 |
| | Female | 0 | 0 |
| Numbers and Lottery | Male | 0 | 0 |
| | Female | 0 | 0 |
| All Other Gambling | Male | 0 | 0 |
| | Female | 0 | 0 |
| Total Gambling Violations: | | Male 0 | 0 |
| | | Female 0 | 0 |

Miscellaneous:

| | | 60 - 64 | 65 + |
|--|--------|-----------------|-------------|
| Offenses Against the Family and Children | Male | 0 | 0 |
| | Female | 0 | 0 |
| Driving Under the Influence | Male | 0 | 0 |
| | Female | 0 | 0 |
| Liquor Laws | Male | 0 | 0 |
| | Female | 0 | 0 |
| Drunkenness | Male | 0 | 0 |
| | Female | 0 | 0 |
| Disorderly Conduct | Male | 0 | 0 |
| | Female | 0 | 0 |
| Vagrancy | Male | 0 | 0 |
| | Female | 0 | 0 |
| All Other Offenses (Except Traffic) | Male | 7 | 3 |
| | Female | 0 | 2 |
| Suspicion | Male | 0 | 0 |
| | Female | 0 | 0 |
| Total Miscellaneous Violations: | | Male 7 | 3 |
| | | Female 0 | 2 |

Human Trafficking:

| | | 60 - 64 | 65 + |
|--|--------|-----------------|-------------|
| Human Trafficking/ Commercial Sex Acts | Male | 0 | 0 |
| | Female | 0 | 0 |
| Human Trafficking/ Involuntary Servitude | Male | 0 | 0 |
| | Female | 0 | 0 |
| Total Human Trafficking Violations: | | Male 0 | 0 |
| | | Female 0 | 0 |

2016 Statewide Agencies Total Arrests - Adult
60+ Years of Age

| Index Crime: | | 60 - 64 | 65 + |
|--|--------|-----------------|----------|
| Murder and Nonnegligent Manslaughter | Male | 0 | 0 |
| | Female | 0 | 0 |
| Manslaughter by Negligence | Male | 0 | 0 |
| | Female | 0 | 0 |
| Rape | Male | 0 | 0 |
| | Female | 0 | 0 |
| Robbery | Male | 0 | 0 |
| | Female | 0 | 0 |
| Aggravated Assault (Return A - 4a-d) | Male | 1 | 0 |
| | Female | 0 | 0 |
| Burglary - Breaking or Entering | Male | 0 | 0 |
| | Female | 0 | 0 |
| Larceny - Theft (Except Motor Vehicle Theft) | Male | 0 | 0 |
| | Female | 0 | 0 |
| Motor Vehicle Theft | Male | 0 | 0 |
| | Female | 0 | 0 |
| Arson | Male | 0 | 0 |
| | Female | 0 | 0 |
| Total Index Crimes Violations: | | Male 1 | 0 |
| | | Female 0 | 0 |

| Other Offenses: | | 60 - 64 | 65 + |
|--|--------|-----------------|----------|
| Other Assaults (Return A - 4e) | Male | 0 | 0 |
| | Female | 0 | 0 |
| Forgery and Counterfeiting | Male | 0 | 0 |
| | Female | 0 | 0 |
| Fraud | Male | 0 | 0 |
| | Female | 0 | 0 |
| Embezzlement | Male | 0 | 0 |
| | Female | 0 | 0 |
| Stolen Property; Buying, Receiving, Possessing | Male | 0 | 0 |
| | Female | 0 | 0 |
| Vandalism | Male | 0 | 0 |
| | Female | 0 | 0 |
| Weapons; Carrying, Possessing, etc. | Male | 1 | 1 |
| | Female | 0 | 0 |
| Total Other Offense Violations: | | Male 1 | 1 |
| | | Female 0 | 0 |

| Prostitution and Commercialized Vice: | | 60 - 64 | 65 + |
|---|--------|-----------------|----------|
| Prostitution | Male | 0 | 0 |
| | Female | 0 | 0 |
| Assisting or Promoting Prostitution | Male | 0 | 0 |
| | Female | 0 | 0 |
| Purchasing Prostitution | Male | 0 | 0 |
| | Female | 0 | 0 |
| Sex Offenses (Except Forcible Rape and Prostitution) | Male | 0 | 0 |
| | Female | 0 | 0 |
| Total Prostitution & Commercialized Vice Violations: | | Male 0 | 0 |
| | | Female 0 | 0 |

2016 Statewide Agencies Total Arrests - Adult
60+ Years of Age

Drug Abuse Violations:

| Sale/Manufacturing: | | 60 - 64 | 65 + |
|--|--------|-----------------|-------------|
| Opium or Cocaine and Their Derivatives (Morphine, Heroin, Codeine) | Male | 0 | 0 |
| | Female | 0 | 0 |
| Marijuana | Male | 0 | 0 |
| | Female | 0 | 0 |
| Synthetic Narcotics - Manufactured Narcotics Which Can Cause True Drug Addiction (Demerol, Methadones) | Male | 0 | 0 |
| | Female | 0 | 0 |
| Other - Dangerous Nonnarcotic Drugs (Barbiturates, Benzedrine) | Male | 0 | 0 |
| | Female | 0 | 0 |
| Possession: | | | |
| Opium or Cocaine and Their Derivatives (Morphine, Heroin, Codeine) | Male | 1 | 0 |
| | Female | 0 | 0 |
| Marijuana | Male | 6 | 4 |
| | Female | 1 | 1 |
| Synthetic Narcotics - Manufactured Narcotics Which Can Cause True Drug Addiction (Demerol, Methadones) | Male | 0 | 1 |
| | Female | 0 | 0 |
| Other - Dangerous Nonnarcotic Drugs (Barbiturates, Benzedrine) | Male | 0 | 0 |
| | Female | 1 | 0 |
| Total Drug Abuse Violations: | | Male 7 | 5 |
| | | Female 2 | 1 |

Gambling:

| | | 60 - 64 | 65 + |
|-----------------------------------|--------|-----------------|-------------|
| Bookmaking (Horse and Sport Book) | Male | 0 | 0 |
| | Female | 0 | 0 |
| Numbers and Lottery | Male | 0 | 0 |
| | Female | 0 | 0 |
| All Other Gambling | Male | 0 | 0 |
| | Female | 0 | 0 |
| Total Gambling Violations: | | Male 0 | 0 |
| | | Female 0 | 0 |

Miscellaneous:

| | | 60 - 64 | 65 + |
|--|--------|------------------|-------------|
| Offenses Against the Family and Children | Male | 0 | 0 |
| | Female | 0 | 0 |
| Driving Under the Influence | Male | 52 | 35 |
| | Female | 19 | 8 |
| Liquor Laws | Male | 1 | 0 |
| | Female | 0 | 0 |
| Drunkenness | Male | 0 | 0 |
| | Female | 0 | 0 |
| Disorderly Conduct | Male | 0 | 0 |
| | Female | 0 | 0 |
| Vagrancy | Male | 0 | 0 |
| | Female | 0 | 0 |
| All Other Offenses (Except Traffic) | Male | 16 | 26 |
| | Female | 4 | 1 |
| Suspicion | Male | 0 | 0 |
| | Female | 0 | 0 |
| Total Miscellaneous Violations: | | Male 69 | 61 |
| | | Female 23 | 9 |

Human Trafficking:

| | | 60 - 64 | 65 + |
|--|--------|-----------------|-------------|
| Human Trafficking/ Commercial Sex Acts | Male | 0 | 0 |
| | Female | 0 | 0 |
| Human Trafficking/ Involuntary Servitude | Male | 0 | 0 |
| | Female | 0 | 0 |
| Total Human Trafficking Violations: | | Male 0 | 0 |
| | | Female 0 | 0 |

2016 DPS - Capitol Police Arrests - Adult
60+ Years of Age

| Index Crime: | | 60 - 64 | 65 + |
|--|--------|---------------|----------|
| Murder and Nonnegligent Manslaughter | Male | 0 | 0 |
| | Female | 0 | 0 |
| Manslaughter by Negligence | Male | 0 | 0 |
| | Female | 0 | 0 |
| Rape | Male | 0 | 0 |
| | Female | 0 | 0 |
| Robbery | Male | 0 | 0 |
| | Female | 0 | 0 |
| Aggravated Assault (Return A - 4a-d) | Male | 0 | 0 |
| | Female | 0 | 0 |
| Burglary - Breaking or Entering | Male | 0 | 0 |
| | Female | 0 | 0 |
| Larceny - Theft (Except Motor Vehicle Theft) | Male | 0 | 0 |
| | Female | 0 | 0 |
| Motor Vehicle Theft | Male | 0 | 0 |
| | Female | 0 | 0 |
| Arson | Male | 0 | 0 |
| | Female | 0 | 0 |
| Total Index Crimes Violations: | | Male | 0 |
| | | Female | 0 |

| Other Offenses: | | 60 - 64 | 65 + |
|--|--------|---------------|----------|
| Other Assaults (Return A - 4e) | Male | 0 | 0 |
| | Female | 0 | 0 |
| Forgery and Counterfeiting | Male | 0 | 0 |
| | Female | 0 | 0 |
| Fraud | Male | 0 | 0 |
| | Female | 0 | 0 |
| Embezzlement | Male | 0 | 0 |
| | Female | 0 | 0 |
| Stolen Property; Buying, Receiving, Possessing | Male | 0 | 0 |
| | Female | 0 | 0 |
| Vandalism | Male | 0 | 0 |
| | Female | 0 | 0 |
| Weapons; Carrying, Possessing, etc. | Male | 1 | 0 |
| | Female | 0 | 0 |
| Total Other Offense Violations: | | Male | 1 |
| | | Female | 0 |

| Prostitution and Commercialized Vice: | | 60 - 64 | 65 + |
|---|--------|---------------|----------|
| Prostitution | Male | 0 | 0 |
| | Female | 0 | 0 |
| Assisting or Promoting Prostitution | Male | 0 | 0 |
| | Female | 0 | 0 |
| Purchasing Prostitution | Male | 0 | 0 |
| | Female | 0 | 0 |
| Sex Offenses (Except Forcible Rape and Prostitution) | Male | 0 | 0 |
| | Female | 0 | 0 |
| Total Prostitution & Commercialized Vice Violations: | | Male | 0 |
| | | Female | 0 |

2016 DPS - Capitol Police Arrests - Adult
60+ Years of Age

Drug Abuse Violations:

| Sale/Manufacturing: | | 60 - 64 | 65 + |
|--|--------|-----------------|-------------|
| Opium or Cocaine and Their Derivatives (Morphine, Heroin, Codeine) | Male | 0 | 0 |
| | Female | 0 | 0 |
| Marijuana | Male | 0 | 0 |
| | Female | 0 | 0 |
| Synthetic Narcotics - Manufactured Narcotics Which Can Cause True Drug Addiction (Demerol, Methadones) | Male | 0 | 0 |
| | Female | 0 | 0 |
| Other - Dangerous Nonnarcotic Drugs (Barbiturates, Benzedrine) | Male | 0 | 0 |
| | Female | 0 | 0 |
| Possession: | | | |
| Opium or Cocaine and Their Derivatives (Morphine, Heroin, Codeine) | Male | 0 | 0 |
| | Female | 0 | 0 |
| Marijuana | Male | 0 | 0 |
| | Female | 0 | 0 |
| Synthetic Narcotics - Manufactured Narcotics Which Can Cause True Drug Addiction (Demerol, Methadones) | Male | 0 | 0 |
| | Female | 0 | 0 |
| Other - Dangerous Nonnarcotic Drugs (Barbiturates, Benzedrine) | Male | 0 | 0 |
| | Female | 0 | 0 |
| Total Drug Abuse Violations: | | Male 0 | 0 |
| | | Female 0 | 0 |

Gambling:

| | | 60 - 64 | 65 + |
|-----------------------------------|--------|-----------------|-------------|
| Bookmaking (Horse and Sport Book) | Male | 0 | 0 |
| | Female | 0 | 0 |
| Numbers and Lottery | Male | 0 | 0 |
| | Female | 0 | 0 |
| All Other Gambling | Male | 0 | 0 |
| | Female | 0 | 0 |
| Total Gambling Violations: | | Male 0 | 0 |
| | | Female 0 | 0 |

Miscellaneous:

| | | 60 - 64 | 65 + |
|--|--------|-----------------|-------------|
| Offenses Against the Family and Children | Male | 0 | 0 |
| | Female | 0 | 0 |
| Driving Under the Influence | Male | 0 | 0 |
| | Female | 0 | 0 |
| Liquor Laws | Male | 0 | 0 |
| | Female | 0 | 0 |
| Drunkenness | Male | 0 | 0 |
| | Female | 0 | 0 |
| Disorderly Conduct | Male | 0 | 0 |
| | Female | 0 | 0 |
| Vagrancy | Male | 0 | 0 |
| | Female | 0 | 0 |
| All Other Offenses (Except Traffic) | Male | 0 | 0 |
| | Female | 0 | 0 |
| Suspicion | Male | 0 | 0 |
| | Female | 0 | 0 |
| Total Miscellaneous Violations: | | Male 0 | 0 |
| | | Female 0 | 0 |

Human Trafficking:

| | | 60 - 64 | 65 + |
|--|--------|-----------------|-------------|
| Human Trafficking/ Commercial Sex Acts | Male | 0 | 0 |
| | Female | 0 | 0 |
| Human Trafficking/ Involuntary Servitude | Male | 0 | 0 |
| | Female | 0 | 0 |
| Total Human Trafficking Violations: | | Male 0 | 0 |
| | | Female 0 | 0 |

2016 DPS - NDI Arrests - Adult
60+ Years of Age

| Index Crime: | | 60 - 64 | 65 + |
|--|--------|----------|------|
| Murder and Nonnegligent Manslaughter | Male | 0 | 0 |
| | Female | 0 | 0 |
| Manslaughter by Negligence | Male | 0 | 0 |
| | Female | 0 | 0 |
| Rape | Male | 0 | 0 |
| | Female | 0 | 0 |
| Robbery | Male | 0 | 0 |
| | Female | 0 | 0 |
| Aggravated Assault (Return A - 4a-d) | Male | 1 | 0 |
| | Female | 0 | 0 |
| Burglary - Breaking or Entering | Male | 0 | 0 |
| | Female | 0 | 0 |
| Larceny - Theft (Except Motor Vehicle Theft) | Male | 0 | 0 |
| | Female | 0 | 0 |
| Motor Vehicle Theft | Male | 0 | 0 |
| | Female | 0 | 0 |
| Arson | Male | 0 | 0 |
| | Female | 0 | 0 |
| Total Index Crimes Violations: | | Male 1 | 0 |
| | | Female 0 | 0 |

| Other Offenses: | | 60 - 64 | 65 + |
|--|--------|----------|------|
| Other Assaults (Return A - 4e) | Male | 0 | 0 |
| | Female | 0 | 0 |
| Forgery and Counterfeiting | Male | 0 | 0 |
| | Female | 0 | 0 |
| Fraud | Male | 0 | 0 |
| | Female | 0 | 0 |
| Embezzlement | Male | 0 | 0 |
| | Female | 0 | 0 |
| Stolen Property; Buying, Receiving, Possessing | Male | 0 | 0 |
| | Female | 0 | 0 |
| Vandalism | Male | 0 | 0 |
| | Female | 0 | 0 |
| Weapons; Carrying, Possessing, etc. | Male | 0 | 0 |
| | Female | 0 | 0 |
| Total Other Offense Violations: | | Male 0 | 0 |
| | | Female 0 | 0 |

| Prostitution and Commercialized Vice: | | 60 - 64 | 65 + |
|--|--------|----------|------|
| Prostitution | Male | 0 | 0 |
| | Female | 0 | 0 |
| Assisting or Promoting Prostitution | Male | 0 | 0 |
| | Female | 0 | 0 |
| Purchasing Prostitution | Male | 0 | 0 |
| | Female | 0 | 0 |
| Sex Offenses (Except Forcible Rape and Prostitution) | Male | 0 | 0 |
| | Female | 0 | 0 |
| Total Prostitution & Commercialized Vice Violations: | | Male 0 | 0 |
| | | Female 0 | 0 |

2016 DPS - NDI Arrests - Adult
60+ Years of Age

Drug Abuse Violations:

| Sale/Manufacturing: | | 60 - 64 | 65 + |
|--|--------|-----------------|-------------|
| Opium or Cocaine and Their Derivatives (Morphine, Heroin, Codeine) | Male | 0 | 0 |
| | Female | 0 | 0 |
| Marijuana | Male | 0 | 0 |
| | Female | 0 | 0 |
| Synthetic Narcotics - Manufactured Narcotics Which Can Cause True Drug Addiction (Demerol, Methadones) | Male | 0 | 0 |
| | Female | 0 | 0 |
| Other - Dangerous Nonnarcotic Drugs (Barbiturates, Benzedrine) | Male | 0 | 0 |
| | Female | 0 | 0 |
| Possession: | | | |
| Opium or Cocaine and Their Derivatives (Morphine, Heroin, Codeine) | Male | 0 | 0 |
| | Female | 0 | 0 |
| Marijuana | Male | 1 | 0 |
| | Female | 0 | 0 |
| Synthetic Narcotics - Manufactured Narcotics Which Can Cause True Drug Addiction (Demerol, Methadones) | Male | 0 | 1 |
| | Female | 0 | 0 |
| Other - Dangerous Nonnarcotic Drugs (Barbiturates, Benzedrine) | Male | 0 | 0 |
| | Female | 0 | 0 |
| Total Drug Abuse Violations: | | Male 1 | 1 |
| | | Female 0 | 0 |

Gambling:

| | | 60 - 64 | 65 + |
|-----------------------------------|--------|-----------------|-------------|
| Bookmaking (Horse and Sport Book) | Male | 0 | 0 |
| | Female | 0 | 0 |
| Numbers and Lottery | Male | 0 | 0 |
| | Female | 0 | 0 |
| All Other Gambling | Male | 0 | 0 |
| | Female | 0 | 0 |
| Total Gambling Violations: | | Male 0 | 0 |
| | | Female 0 | 0 |

Miscellaneous:

| | | 60 - 64 | 65 + |
|--|--------|-----------------|-------------|
| Offenses Against the Family and Children | Male | 0 | 0 |
| | Female | 0 | 0 |
| Driving Under the Influence | Male | 0 | 0 |
| | Female | 0 | 0 |
| Liquor Laws | Male | 0 | 0 |
| | Female | 0 | 0 |
| Drunkenness | Male | 0 | 0 |
| | Female | 0 | 0 |
| Disorderly Conduct | Male | 0 | 0 |
| | Female | 0 | 0 |
| Vagrancy | Male | 0 | 0 |
| | Female | 0 | 0 |
| All Other Offenses (Except Traffic) | Male | 1 | 0 |
| | Female | 0 | 0 |
| Suspicion | Male | 0 | 0 |
| | Female | 0 | 0 |
| Total Miscellaneous Violations: | | Male 1 | 0 |
| | | Female 0 | 0 |

Human Trafficking:

| | | 60 - 64 | 65 + |
|--|--------|-----------------|-------------|
| Human Trafficking/ Commercial Sex Acts | Male | 0 | 0 |
| | Female | 0 | 0 |
| Human Trafficking/ Involuntary Servitude | Male | 0 | 0 |
| | Female | 0 | 0 |
| Total Human Trafficking Violations: | | Male 0 | 0 |
| | | Female 0 | 0 |

2016 NHP - Northeastern Command Arrests - Adult
60+ Years of Age

| Index Crime: | | 60 - 64 | 65 + |
|--|--------|---------|------|
| Murder and Nonnegligent Manslaughter | Male | 0 | 0 |
| | Female | 0 | 0 |
| Manslaughter by Negligence | Male | 0 | 0 |
| | Female | 0 | 0 |
| Rape | Male | 0 | 0 |
| | Female | 0 | 0 |
| Robbery | Male | 0 | 0 |
| | Female | 0 | 0 |
| Aggravated Assault (Return A - 4a-d) | Male | 0 | 0 |
| | Female | 0 | 0 |
| Burglary - Breaking or Entering | Male | 0 | 0 |
| | Female | 0 | 0 |
| Larceny - Theft (Except Motor Vehicle Theft) | Male | 0 | 0 |
| | Female | 0 | 0 |
| Motor Vehicle Theft | Male | 0 | 0 |
| | Female | 0 | 0 |
| Arson | Male | 0 | 0 |
| | Female | 0 | 0 |
| Total Index Crimes Violations: | | Male | 0 |
| | | Female | 0 |

| Other Offenses: | | 60 - 64 | 65 + |
|--|--------|---------|------|
| Other Assaults (Return A - 4e) | Male | 0 | 0 |
| | Female | 0 | 0 |
| Forgery and Counterfeiting | Male | 0 | 0 |
| | Female | 0 | 0 |
| Fraud | Male | 0 | 0 |
| | Female | 0 | 0 |
| Embezzlement | Male | 0 | 0 |
| | Female | 0 | 0 |
| Stolen Property; Buying, Receiving, Possessing | Male | 0 | 0 |
| | Female | 0 | 0 |
| Vandalism | Male | 0 | 0 |
| | Female | 0 | 0 |
| Weapons; Carrying, Possessing, etc. | Male | 0 | 0 |
| | Female | 0 | 0 |
| Total Other Offense Violations: | | Male | 0 |
| | | Female | 0 |

| Prostitution and Commercialized Vice: | | 60 - 64 | 65 + |
|--|--------|---------|------|
| Prostitution | Male | 0 | 0 |
| | Female | 0 | 0 |
| Assisting or Promoting Prostitution | Male | 0 | 0 |
| | Female | 0 | 0 |
| Purchasing Prostitution | Male | 0 | 0 |
| | Female | 0 | 0 |
| Sex Offenses (Except Forcible Rape and Prostitution) | Male | 0 | 0 |
| | Female | 0 | 0 |
| Total Prostitution & Commercialized Vice Violations: | | Male | 0 |
| | | Female | 0 |

2016 NHP - Northeastern Command Arrests - Adult
60+ Years of Age

Drug Abuse Violations:

| Sale/Manufacturing: | | 60 - 64 | 65 + |
|--|--------|-----------------|-------------|
| Opium or Cocaine and Their Derivatives (Morphine, Heroin, Codeine) | Male | 0 | 0 |
| | Female | 0 | 0 |
| Marijuana | Male | 0 | 0 |
| | Female | 0 | 0 |
| Synthetic Narcotics - Manufactured Narcotics Which Can Cause True Drug Addiction (Demerol, Methadones) | Male | 0 | 0 |
| | Female | 0 | 0 |
| Other - Dangerous Nonnarcotic Drugs (Barbiturates, Benzedrine) | Male | 0 | 0 |
| | Female | 0 | 0 |
| Possession: | | | |
| Opium or Cocaine and Their Derivatives (Morphine, Heroin, Codeine) | Male | 0 | 0 |
| | Female | 0 | 0 |
| Marijuana | Male | 1 | 1 |
| | Female | 1 | 0 |
| Synthetic Narcotics - Manufactured Narcotics Which Can Cause True Drug Addiction (Demerol, Methadones) | Male | 0 | 0 |
| | Female | 0 | 0 |
| Other - Dangerous Nonnarcotic Drugs (Barbiturates, Benzedrine) | Male | 0 | 0 |
| | Female | 0 | 0 |
| Total Drug Abuse Violations: | | Male 1 | 1 |
| | | Female 1 | 0 |

Gambling:

| | | 60 - 64 | 65 + |
|-----------------------------------|--------|-----------------|-------------|
| Bookmaking (Horse and Sport Book) | Male | 0 | 0 |
| | Female | 0 | 0 |
| Numbers and Lottery | Male | 0 | 0 |
| | Female | 0 | 0 |
| All Other Gambling | Male | 0 | 0 |
| | Female | 0 | 0 |
| Total Gambling Violations: | | Male 0 | 0 |
| | | Female 0 | 0 |

Miscellaneous:

| | | 60 - 64 | 65 + |
|--|--------|-----------------|-------------|
| Offenses Against the Family and Children | Male | 0 | 0 |
| | Female | 0 | 0 |
| Driving Under the Influence | Male | 3 | 4 |
| | Female | 0 | 0 |
| Liquor Laws | Male | 1 | 0 |
| | Female | 0 | 0 |
| Drunkenness | Male | 0 | 0 |
| | Female | 0 | 0 |
| Disorderly Conduct | Male | 0 | 0 |
| | Female | 0 | 0 |
| Vagrancy | Male | 0 | 0 |
| | Female | 0 | 0 |
| All Other Offenses (Except Traffic) | Male | 3 | 4 |
| | Female | 0 | 1 |
| Suspicion | Male | 0 | 0 |
| | Female | 0 | 0 |
| Total Miscellaneous Violations: | | Male 7 | 8 |
| | | Female 0 | 1 |

Human Trafficking:

| | | 60 - 64 | 65 + |
|--|--------|-----------------|-------------|
| Human Trafficking/ Commercial Sex Acts | Male | 0 | 0 |
| | Female | 0 | 0 |
| Human Trafficking/ Involuntary Servitude | Male | 0 | 0 |
| | Female | 0 | 0 |
| Total Human Trafficking Violations: | | Male 0 | 0 |
| | | Female 0 | 0 |

2016 NHP - Northwestern Command Arrests - Adult
60+ Years of Age

| Index Crime: | | 60 - 64 | 65 + |
|--|--------|---------|------|
| Murder and Nonnegligent Manslaughter | Male | 0 | 0 |
| | Female | 0 | 0 |
| Manslaughter by Negligence | Male | 0 | 0 |
| | Female | 0 | 0 |
| Rape | Male | 0 | 0 |
| | Female | 0 | 0 |
| Robbery | Male | 0 | 0 |
| | Female | 0 | 0 |
| Aggravated Assault (Return A - 4a-d) | Male | 0 | 0 |
| | Female | 0 | 0 |
| Burglary - Breaking or Entering | Male | 0 | 0 |
| | Female | 0 | 0 |
| Larceny - Theft (Except Motor Vehicle Theft) | Male | 0 | 0 |
| | Female | 0 | 0 |
| Motor Vehicle Theft | Male | 0 | 0 |
| | Female | 0 | 0 |
| Arson | Male | 0 | 0 |
| | Female | 0 | 0 |
| Total Index Crimes Violations: | | Male | 0 |
| | | Female | 0 |

| Other Offenses: | | 60 - 64 | 65 + |
|--|--------|---------|------|
| Other Assaults (Return A - 4e) | Male | 0 | 0 |
| | Female | 0 | 0 |
| Forgery and Counterfeiting | Male | 0 | 0 |
| | Female | 0 | 0 |
| Fraud | Male | 0 | 0 |
| | Female | 0 | 0 |
| Embezzlement | Male | 0 | 0 |
| | Female | 0 | 0 |
| Stolen Property; Buying, Receiving, Possessing | Male | 0 | 0 |
| | Female | 0 | 0 |
| Vandalism | Male | 0 | 0 |
| | Female | 0 | 0 |
| Weapons; Carrying, Possessing, etc. | Male | 0 | 0 |
| | Female | 0 | 0 |
| Total Other Offense Violations: | | Male | 0 |
| | | Female | 0 |

| Prostitution and Commercialized Vice: | | 60 - 64 | 65 + |
|--|--------|---------|------|
| Prostitution | Male | 0 | 0 |
| | Female | 0 | 0 |
| Assisting or Promoting Prostitution | Male | 0 | 0 |
| | Female | 0 | 0 |
| Purchasing Prostitution | Male | 0 | 0 |
| | Female | 0 | 0 |
| Sex Offenses (Except Forcible Rape and Prostitution) | Male | 0 | 0 |
| | Female | 0 | 0 |
| Total Prostitution & Commercialized Vice Violations: | | Male | 0 |
| | | Female | 0 |

2016 NHP - Northwestern Command Arrests - Adult
60+ Years of Age

Drug Abuse Violations:

| Sale/Manufacturing: | | 60 - 64 | 65 + |
|--|--------|-----------------|-------------|
| Opium or Cocaine and Their Derivatives (Morphine, Heroin, Codeine) | Male | 0 | 0 |
| | Female | 0 | 0 |
| Marijuana | Male | 0 | 0 |
| | Female | 0 | 0 |
| Synthetic Narcotics - Manufactured Narcotics Which Can Cause True Drug Addiction (Demerol, Methadones) | Male | 0 | 0 |
| | Female | 0 | 0 |
| Other - Dangerous Nonnarcotic Drugs (Barbiturates, Benzedrine) | Male | 0 | 0 |
| | Female | 0 | 0 |
| Possession: | | | |
| Opium or Cocaine and Their Derivatives (Morphine, Heroin, Codeine) | Male | 1 | 0 |
| | Female | 0 | 0 |
| Marijuana | Male | 3 | 2 |
| | Female | 0 | 1 |
| Synthetic Narcotics - Manufactured Narcotics Which Can Cause True Drug Addiction (Demerol, Methadones) | Male | 0 | 0 |
| | Female | 0 | 0 |
| Other - Dangerous Nonnarcotic Drugs (Barbiturates, Benzedrine) | Male | 0 | 0 |
| | Female | 1 | 0 |
| Total Drug Abuse Violations: | | Male 4 | 2 |
| | | Female 1 | 1 |

Gambling:

| | | 60 - 64 | 65 + |
|-----------------------------------|--------|-----------------|-------------|
| Bookmaking (Horse and Sport Book) | Male | 0 | 0 |
| | Female | 0 | 0 |
| Numbers and Lottery | Male | 0 | 0 |
| | Female | 0 | 0 |
| All Other Gambling | Male | 0 | 0 |
| | Female | 0 | 0 |
| Total Gambling Violations: | | Male 0 | 0 |
| | | Female 0 | 0 |

Miscellaneous:

| | | 60 - 64 | 65 + |
|--|--------|------------------|-------------|
| Offenses Against the Family and Children | Male | 0 | 0 |
| | Female | 0 | 0 |
| Driving Under the Influence | Male | 25 | 17 |
| | Female | 13 | 5 |
| Liquor Laws | Male | 0 | 0 |
| | Female | 0 | 0 |
| Drunkenness | Male | 0 | 0 |
| | Female | 0 | 0 |
| Disorderly Conduct | Male | 0 | 0 |
| | Female | 0 | 0 |
| Vagrancy | Male | 0 | 0 |
| | Female | 0 | 0 |
| All Other Offenses (Except Traffic) | Male | 2 | 8 |
| | Female | 1 | 0 |
| Suspicion | Male | 0 | 0 |
| | Female | 0 | 0 |
| Total Miscellaneous Violations: | | Male 27 | 25 |
| | | Female 14 | 5 |

Human Trafficking:

| | | 60 - 64 | 65 + |
|--|--------|-----------------|-------------|
| Human Trafficking/ Commercial Sex Acts | Male | 0 | 0 |
| | Female | 0 | 0 |
| Human Trafficking/ Involuntary Servitude | Male | 0 | 0 |
| | Female | 0 | 0 |
| Total Human Trafficking Violations: | | Male 0 | 0 |
| | | Female 0 | 0 |

2016 NHP - Southern Command Arrests - Adult
60+ Years of Age

| Index Crime: | | 60 - 64 | 65 + |
|--|--------|---------------|----------|
| Murder and Nonnegligent Manslaughter | Male | 0 | 0 |
| | Female | 0 | 0 |
| Manslaughter by Negligence | Male | 0 | 0 |
| | Female | 0 | 0 |
| Rape | Male | 0 | 0 |
| | Female | 0 | 0 |
| Robbery | Male | 0 | 0 |
| | Female | 0 | 0 |
| Aggravated Assault (Return A - 4a-d) | Male | 0 | 0 |
| | Female | 0 | 0 |
| Burglary - Breaking or Entering | Male | 0 | 0 |
| | Female | 0 | 0 |
| Larceny - Theft (Except Motor Vehicle Theft) | Male | 0 | 0 |
| | Female | 0 | 0 |
| Motor Vehicle Theft | Male | 0 | 0 |
| | Female | 0 | 0 |
| Arson | Male | 0 | 0 |
| | Female | 0 | 0 |
| Total Index Crimes Violations: | | Male | 0 |
| | | Female | 0 |

| Other Offenses: | | 60 - 64 | 65 + |
|--|--------|---------------|----------|
| Other Assaults (Return A - 4e) | Male | 0 | 0 |
| | Female | 0 | 0 |
| Forgery and Counterfeiting | Male | 0 | 0 |
| | Female | 0 | 0 |
| Fraud | Male | 0 | 0 |
| | Female | 0 | 0 |
| Embezzlement | Male | 0 | 0 |
| | Female | 0 | 0 |
| Stolen Property; Buying, Receiving, Possessing | Male | 0 | 0 |
| | Female | 0 | 0 |
| Vandalism | Male | 0 | 0 |
| | Female | 0 | 0 |
| Weapons; Carrying, Possessing, etc. | Male | 0 | 1 |
| | Female | 0 | 0 |
| Total Other Offense Violations: | | Male | 0 |
| | | Female | 0 |

| Prostitution and Commercialized Vice: | | 60 - 64 | 65 + |
|---|--------|---------------|----------|
| Prostitution | Male | 0 | 0 |
| | Female | 0 | 0 |
| Assisting or Promoting Prostitution | Male | 0 | 0 |
| | Female | 0 | 0 |
| Purchasing Prostitution | Male | 0 | 0 |
| | Female | 0 | 0 |
| Sex Offenses (Except Forcible Rape and Prostitution) | Male | 0 | 0 |
| | Female | 0 | 0 |
| Total Prostitution & Commercialized Vice Violations: | | Male | 0 |
| | | Female | 0 |

2016 NHP - Southern Command Arrests - Adult
60+ Years of Age

Drug Abuse Violations:

| Sale/Manufacturing: | | 60 - 64 | 65 + |
|--|--------|-----------------|-------------|
| Opium or Cocaine and Their Derivatives (Morphine, Heroin, Codeine) | Male | 0 | 0 |
| | Female | 0 | 0 |
| Marijuana | Male | 0 | 0 |
| | Female | 0 | 0 |
| Synthetic Narcotics - Manufactured Narcotics Which Can Cause True Drug Addiction (Demerol, Methadones) | Male | 0 | 0 |
| | Female | 0 | 0 |
| Other - Dangerous Nonnarcotic Drugs (Barbiturates, Benzedrine) | Male | 0 | 0 |
| | Female | 0 | 0 |
| Possession: | | | |
| Opium or Cocaine and Their Derivatives (Morphine, Heroin, Codeine) | Male | 0 | 0 |
| | Female | 0 | 0 |
| Marijuana | Male | 1 | 1 |
| | Female | 0 | 0 |
| Synthetic Narcotics - Manufactured Narcotics Which Can Cause True Drug Addiction (Demerol, Methadones) | Male | 0 | 0 |
| | Female | 0 | 0 |
| Other - Dangerous Nonnarcotic Drugs (Barbiturates, Benzedrine) | Male | 0 | 0 |
| | Female | 0 | 0 |
| Total Drug Abuse Violations: | | Male 1 | 1 |
| | | Female 0 | 0 |

Gambling:

| | | 60 - 64 | 65 + |
|-----------------------------------|--------|-----------------|-------------|
| Bookmaking (Horse and Sport Book) | Male | 0 | 0 |
| | Female | 0 | 0 |
| Numbers and Lottery | Male | 0 | 0 |
| | Female | 0 | 0 |
| All Other Gambling | Male | 0 | 0 |
| | Female | 0 | 0 |
| Total Gambling Violations: | | Male 0 | 0 |
| | | Female 0 | 0 |

Miscellaneous:

| | | 60 - 64 | 65 + |
|--|--------|-----------------|-------------|
| Offenses Against the Family and Children | Male | 0 | 0 |
| | Female | 0 | 0 |
| Driving Under the Influence | Male | 24 | 14 |
| | Female | 6 | 3 |
| Liquor Laws | Male | 0 | 0 |
| | Female | 0 | 0 |
| Drunkenness | Male | 0 | 0 |
| | Female | 0 | 0 |
| Disorderly Conduct | Male | 0 | 0 |
| | Female | 0 | 0 |
| Vagrancy | Male | 0 | 0 |
| | Female | 0 | 0 |
| All Other Offenses (Except Traffic) | Male | 10 | 14 |
| | Female | 3 | 0 |
| Suspicion | Male | 0 | 0 |
| | Female | 0 | 0 |
| Total Miscellaneous Violations: | | Male 34 | 28 |
| | | Female 9 | 3 |

Human Trafficking:

| | | 60 - 64 | 65 + |
|--|--------|-----------------|-------------|
| Human Trafficking/ Commercial Sex Acts | Male | 0 | 0 |
| | Female | 0 | 0 |
| Human Trafficking/ Involuntary Servitude | Male | 0 | 0 |
| | Female | 0 | 0 |
| Total Human Trafficking Violations: | | Male 0 | 0 |
| | | Female 0 | 0 |

THIS PAGE WAS LEFT INTENTIONALLY BLANK

THIS PAGE WAS LEFT INTENTIONALLY BLANK



This concludes our publication.

Thank you for taking the time to read *Crime in Nevada*.

If you require further information you can contact us at:

**Nevada Department of Public Safety
Records, Communications and Compliance Division
333 West Nye Lane Suite 100
Carson City, NV 89706
(775) 684-6262
gsd.nv.gov**





References

- ¹ Chapter 179A – Records of Criminal History and Information relating to Public Safety. (n.d.). Retrieved from <https://www.leg.state.nv.us/NRS/NRS-179A.html>
- ² Users (and Uses) of Crime Statistics. (n.d.). Retrieved from <https://www.nap.edu/read/23492/chapter/5>
- ³ United States Census Bureau American Fact Finder. (June 2017). Retrieved from https://factfinder.census.gov/faces/tableservices/jsf/pages/productview.xhtml?pid=PEP_2016_PEPA_NNRES&src=pt
- ⁴ Governor Certified Population Estimates of Nevada's Counties, Cities and Towns 2000 to 2016. (n.d.). Retrieved from https://tax.nv.gov/uploadedFiles/taxnv.gov/Content/TaxLibrary/Governor_Certified_Population_2016.pdf
- ⁵ Sibley, R. (May 1, 2015). The benefits of criminal justice data: Beyond policing . Retrieved from <https://sunlightfoundation.com/2015/05/01/the-benefits-of-criminal-justice-data-beyond-policing/>
- ⁶ Criminal Justice Information. (2013). Retrieved from <https://ucr.fbi.gov/nibrs/summary-reporting-system-srs-user-manual>
- ⁷ Nevada Land Statistics. (2016). Retrieved from <http://www.worldatlas.com/webimage/countrys/namerica/usstates/nvlandst.htm#page>
- ⁸ Burglary Offenses, US States Census Bureau United States Quick Facts. (June 2017). Retrieved from <https://www.census.gov/quickfacts/>
- ⁹ NACo County Explorer Mapping County Data. (June 2017). Retrieved from <http://explorer.naco.org/>
- ¹⁰ Thomas, H. (n.d.). Public Lands in the State of Nevada: An Overview. Retrieved from <http://www.unce.unr.edu/publications/files/cd/2001/fs0132.pdf>
- ¹¹ 2015 Crime in the United States. (2016). Retrieved from <https://ucr.fbi.gov/crime-in-the-u.s/2015/crime-in-the-u.s.-2015/>
- ¹² History Channel: Nevada. (2009). Retrieved from <http://www.history.com/topics/us-states/nevada>
- ¹³ Sauter, M. (2016). The Fastest Growing (and Shrinking) States. Retrieved from <http://247wallst.com/special-report/2016/01/22/the-fastest-growing-and-shrinking-states/>
- ¹⁴ Gaming Revenue Report. (2016). Retrieved from <http://gaming.nv.gov/modules/showdocument.aspx?documentid=11852>
- ¹⁵ Population Projections for Nevada's Counties 2015 to 2019. (n.d.). Retrieved from <http://nvdemography.org/wp-content/uploads/2015/02/March-2015-Five-Year-Projections.pdf>
- ¹⁶ UCR Offense Definitions. (2017). Retrieved from <https://www.ucrdatatool.gov/offenses.cfm>
- ¹⁷ United States Attorney's Office, District of Nevada. (2017). Tribal Matters - Indian Country & Public Lands. Retrieved from <https://www.justice.gov/usao-nv/tribal-matters-indian-country-public-lands>
- ¹⁸ 2015 Crime in the United States. (2016). Retrieved from <https://ucr.fbi.gov/crime-in-the-u.s/2015/crime-in-the-u.s.-2015/offenses-known-to-law-enforcement/murder>