


Crime and Justice in Nevada 2007



Crime & Justice in Nevada

2007





STATE OF NEVADA
DEPARTMENT OF PUBLIC SAFETY

Jim Gibbons, Governor

Jearld Hafen, Director
Department of Public Safety

Capt. Philip K. O'Neill, Division Chief
Records and Technology Division

Josh Porter, Statistician II
Pam Sebring, Administrative IV
Sherry Sharp, Administrative Assistant II





Director Jearld L. Hafen

VISION: To be the premiere agency providing advanced law enforcement and public safety services to the citizens of Nevada. To support and empower DPS employees by encouraging diversity, results-oriented service, productivity and opportunities for meaningful career growth. The DPS is committed to achieving the highest standards of excellence through utilization of comprehensive training programs, progressive technology, federal-state-local partnerships and interagency cooperation to ensure the safety of all citizens and visitors in Nevada.

MISSION STATEMENT: In partnership with the people of Nevada, the Department of Public Safety provides services in support of protecting our citizens and visitors by promoting safer communities through prevention, preparedness, response, recovery, education, and enforcement.

Jim Gibbons
Governor



Jearld Hafen
Director

Captain Philip K. O'Neill
Division Chief

Records & Technology Division

333 W Nye Lane Ste 100
Carson City, Nevada 89706
Telephone (775) 684-6262 • Fax (775) 684-6266
www.nvrepository.state.nv.us

FORWARD

With great pride the Nevada Department of Public Safety presents the fourteenth annual report of *Crime and Justice in Nevada 2007*.

Please take a moment and enjoy Nevada's state symbols as you review this publication. Let us be reminded of the uniqueness and beauty of our great state.

This year we began collecting statistics on crimes committed against older persons. The information presented includes the type of offense, age, sex and race of the victim and information concerning the offender. Since this reporting is still in the early stages it is not inclusive of all crime committed against older persons. We invite you to review this section detailing the statistics reported in the last quarter of 2007.

Without the efforts of Nevada's law enforcement agencies this publication would not be possible. We would like to extend our sincere thanks and appreciation to each agency for their dedication and commitment in providing accurate and timely crime statistics to the state Uniform Crime Reporting Program.

If we can be of any assistance or you have comments regarding this publication, please feel free to contact the Uniform Crime Reporting Unit of the Records Bureau, Records and Technology Division, Department of Public Safety at 775-684-6261 or iporter@nvrepository.state.nv.us. This publication is available online at: <http://www.nvrepository.state.nv.us/ucr/crimejustice.shtml>

Captain Philip K. O'Neill, Division Chief
Records & Technology

APPRECIATION

The success of the Nevada Uniform Crime Reporting Program hinges on the complete, accurate and timely participation of all of Nevada's law enforcement agencies. The program was established with the support of criminal justice and law enforcement agencies statewide in July of 1991 (NRS 179A.078).

Although responsibility for actual development and execution of the program was vested in the Nevada Department of Public Safety, the individuals at the municipal, county and state levels who submit the raw data are the entities ultimately critical to viability. Accordingly, we recognize the following dedicated people.

Sandy Anderson
Boulder City Police Department

Karen Rowe
Carlin Police Department

Becky Neep
Carson City Sheriff's Office

LaRonda Atchison
Churchill County Sheriff's Office

Robert Giles
Clark County School District PD

Karis Drake
Douglas County Sheriff's Office

Peggy Stewart
Elko County Sheriff's Office

Laura Mandros
Elko Police Department

Sgt. Michelle Knight
Esmeralda County Sheriff's Office

Sandy Mariluch
Eureka County Sheriff's Office

Glenda Dockery
Fallon Police Department

Hillary Velado
Henderson Police Department

Darlene Thon
Humboldt County Sheriff's Office

Records Department
Lander County Sheriff's Office

Sgt. John Stever
Lincoln County Sheriff's Office

Laura Richardson
Lovelock Police Department

Ben Hoge
Las Vegas Fire Department

Elaine Lucero
Debbie Dickerson
Sharon Harried

Julia Dutton
Las Vegas Metropolitan PD

Nancy Hronesh
Julie Roeder
Lyon County Sheriff's Office

Sgt. Rob Stepp
Mesquite Police Department

Bryn Skvarna
Mineral County Sheriff's Office

Annette Garcia
Nevada Division of Investigations

Trp. Natasha Koch
NHP Region I - Las Vegas

Susan Meacham
NHP Region II - Reno

Sgt. Roy Baughman
NHP Region III - Elko

Deborah Hamilton
Barbara Telles
Luz Mendez
North Las Vegas Police Department

Sgt. Ray Robert
Nye County Sheriff's Office

Sheriff Skinner
Pershing County Sheriff's Office

Vikki Welding
Reno Police Department

Teresa Wiley
Sparks Police Department

Pete Litano
Sparks Fire Department

Monique Cruse
Storey County Sheriff's Office

Sgt. Natalie Infurno
Taxicab Authority

Kaylene Brady
TMCC Police Department

James Morrow
UNLV Police Department

Jeanne Ohlson
UNR Police Department

Lori Larson
Washoe County School District PD

Laureen Pedersen
Melissa Stoltz
Washoe County Sheriff's Office

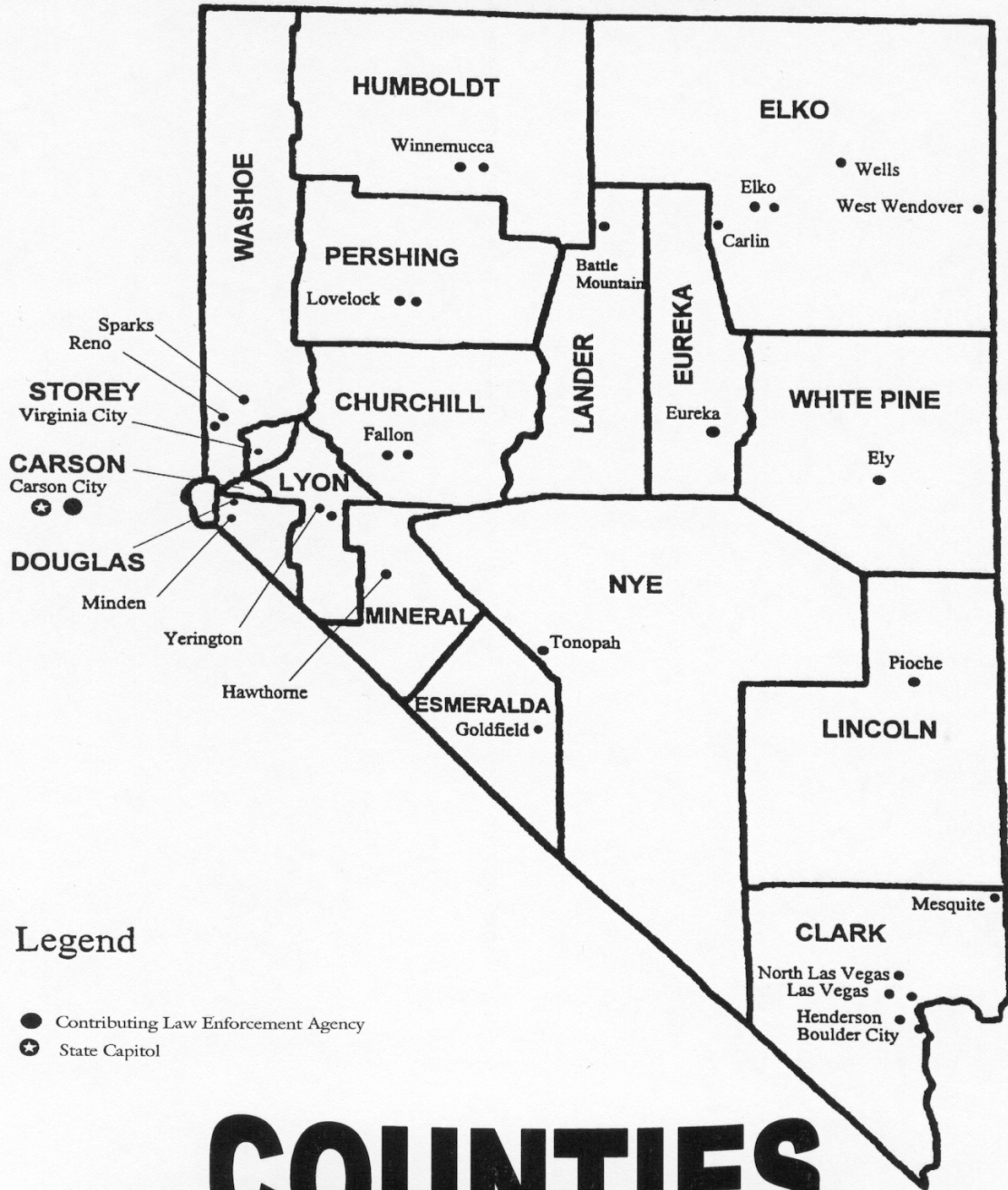
Bobbie Bostock
West Wendover Police Department

Cpt. Scott Henroid
Det. Mike Stolk
White Pine County Sheriff's Office

Denise Arguello
Winnemucca Police Department

Helen Sturtevant
Yerington Police Department

NEVADA



Legend

- Contributing Law Enforcement Agency
- ★ State Capitol

COUNTIES

TABLE OF CONTENTS

Introduction.....	8
Crime Factors.....	8
Potential Uses of UCR Data.....	9
Reporting Procedure.....	10
Hierarchy Rule.....	12
Verification Procedure.....	12
Policy, Release of UCR Statistical Information.....	13
Profile, State of Nevada.....	14
Nevada Crime Clock.....	15
Crime in Nevada - Highlights.....	16
Nevada Index Crimes.....	18
Nevada Statewide Index Crimes.....	19
Statewide Index Crimes/Clearances.....	21
Total Index Crimes in Nevada, 1998-2007.....	22
Total Index Crimes and Clearances by County and Month.....	23
Annual Crimes/Clearances Summary.....	24
Comparison of Crimes/Clearances.....	28
Index Crimes: Violent.....	31
Property.....	32
Murder.....	33
Rape.....	37
Robbery.....	40
Aggravated Assault.....	44
Burglary.....	47
Larceny-Theft.....	51
Motor Vehicle Theft.....	55
Arson.....	59
Clearance Rates.....	63
Arrest Data.....	65
Hate Crimes.....	141
Arrest Data - Drug & Liquor Violations.....	144
Stolen and Recovered Property Values.....	147
Enforcement Personnel Employment Data.....	154
Enforcement Personnel Assaults.....	156
Classification of Offenses.....	158
Calculation of Rates.....	165
Domestic Violence.....	166
Protection Orders.....	240
Crimes Committed Against Older Persons.....	248

INTRODUCTION

The Uniform Crime Reporting (UCR) Program is a nationwide cooperative effort of over 17,000 city, county, and state law enforcement agencies voluntarily reporting data on crime. The monthly contributions to Nevada's current program, with 37 local law enforcement agencies reporting full-time, represent a solid beginning in establishing an effective statewide criminal justice information system (CJIS). We invite remaining non-participating local law enforcement agencies to join their peers in this effort and to participate in this important program.

Inquiries concerning Uniform Crime Reporting may be directed to:

**Department of Public Safety
Records and Technology Division
Uniform Crime Reporting
333 West Nye Lane Suite 100
Carson City, NV 89706
Tel (775) 684-6262**

Ideally, UCR data will eventually merge with that of the other major components of the criminal justice system (i.e., prosecutors, courts, and corrections) to form an integrated system for the exchange of vital management information. The availability of such data will enhance law enforcement's proactive response to crime and justice in Nevada. The Nevada Department of Public Safety has administered the UCR Program as a statewide, standardized method of collecting statistics on crime as it is reported to law enforcement. The UCR program also produces a reliable set of criminal statistics for use in law enforcement administration, operation, and management. Additionally, Nevada's statistics are forwarded monthly to the Federal Bureau of Investigation for inclusion in its annual report Crime in the United States.

We hope UCR data will be used over the years as a leading social indicator. With this annual report, Nevada's citizens can look to UCR as the primary information source on the nature and extent of crime in Nevada. Criminologists, sociologists, legislators, state and local planners, the media, and academicians can use the statistics for wide and varied research, planning, as well as for other applications.

CRIME FACTORS

Statistics gathered under the Uniform Crime Reporting Program are submitted by the participating law enforcement agencies of Nevada and represent a spectrum of crime on statewide, county, and municipal levels. Awareness of the presence of unique variables is necessary if fair and equitable conclusions are to be drawn. These crime-influencing factors are present, to some degree, in every community and their presence affects, in varying degrees, the crime developments of the community. Comparison of crime figures between communities should not be made without first considering individual factors present in each community. Crime, as an outgrowth of society, remains a social problem of grave concern and the police are limited in their role as to its detection and suppression. As stated by the President's Commission on Law Enforcement and Administration of Criminal Justice in its report, The Challenge of Crime in a Free Society, (Page 92):

But the fact that the police deal daily with crime does not mean that they have unlimited power to prevent it, or reduce it, or deter it. The police did not create and cannot resolve the social conditions that stimulate crime. They did not start and cannot stop the convulsive social changes that are taking place in America.

They do not enact the laws that they are required to enforce, nor do they dispose of the criminals they arrest. The police are only one part of the criminal justice system; the government is only one part of society. Insofar as crime is a social phenomenon, crime prevention is the responsibility of every part of society. The criminal process is limited to case-by-case operations, one criminal or one crime at a time.

Following are some conditions that will, by type and volume, affect crime that occurs from place to place.

- Size and density of community population and the degree of urbanization in the surrounding area
- Compositions of population with particular reference to youth concentration
- Economic status of population, median income and job availability
- Relative stability of population, including commuters, seasonal, and other transient types
- Modes of transportation and area highway systems
- Climate, including seasonal weather conditions
- Cultural conditions such as educational, recreational, and religious characteristics
- Standards governing appointments to the police force
- Policies of prosecuting officials, the courts, correctional and parole/probation officials
- Effective strength of law enforcement agencies
- Attitude of the public toward reporting crime and participation in the prosecution of offenders
- The administrative and investigative efficiency of local law enforcement agencies, including the degree of adherence to crime reporting standards
- Organization and cooperation of adjoining and overlapping police jurisdictions

The primary goal of the UCR program is to identify crime and related problems. Statistics in this publication should not be used to measure or to evaluate workloads and results of individual contributing departments. While most police agencies are collectively viewed as crime-fighting units, considerable independent research shows only a small portion of the workload of many departments is spent fighting crime. Because of other assigned duties, the peculiar cycle of crime and clearances, and different community factors that normally affect crime statistics, no conclusions regarding individual departments should be made without consulting directly with the agency being analyzed.

Crime rates in this publication are based on the resident population of the state and its subdivisions as established and published by the Nevada Department of Taxation and the Nevada State Demographer. Population estimates are revised annually. Seasonal population figures are too inaccurate and fluctuate too rapidly to be used in the determination of crime rates. Most Nevada communities experience rather wide seasonal population fluctuations due to the nature of the state's major industries, gaming and tourism. Accordingly, actual crime rates per thousand reported here may appear higher than might be expected for a community of comparable size without substantial fluctuations. This should not deter police administrators from using the data for planning and administrative purposes. Local seasonal population data is available which can be utilized for further statistical refinements.

Additionally, readers are cautioned not to make direct comparisons between crime rates reported for Nevada communities and those of communities of similar size in other states without first carefully analyzing and applying local modifying factors.

POTENTIAL USES OF UCR DATA

The Nevada program is unique among similar state programs as it is dedicated to doing more than just gathering statistics. The program is dedicated to providing statistical support services to its contributors and to produce a variety of reports, or crime profiles, on an as-needed basis. These crime profiles will set the stage for extensive use of the data by police administrators and other criminal justice agencies.

Persons reading this report may ask, "How good are Uniform Crime Reports and how can they be used?" Initial responses that come to mind may be limited, but as the information is examined more closely, many and varied uses are discovered. Foremost is keeping the public informed as to the volume and nature of crime, that they may judge and act accordingly. In actuality, UCR is a multi-faceted vehicle of many uses. Here are a few, but by no means all such uses, as they relate to different groups and agencies.

Law Enforcement Contributors

Administrative information relating to:

1. Budget - need and justification
2. Staffing - number needed relating to state average number of employees vs. population and crime rate
3. Department composition - Patrol, Administration, Jail, Laboratory, Detective Division, Juvenile
4. Identification of specific problem crimes

5. Disbursement of personnel and shifts in accordance with the crime picture of individual communities with avoidance of duplication of services in cases of concurrent jurisdiction
6. Training - according to crime problem prioritization
7. Equipment procurement - by justified need
8. Selective enforcement - by crime volume, particular times, and seasons through UCR information
9. Crime Profiles - identification of problems unique to individual communities
10. Long-range Planning - as anticipated by crime trends

Governor and Legislature

1. Broad, accurate picture of crime in Nevada by location, volume, type, and rate, as reported and derived from records of all participating enforcement agencies
2. Guide to valid funding needs of special interest groups and their requests for funding of the same
3. Need for more or fewer specialized programs
4. Identification of crime trends and their relationship(s) to training, courts, corrections, and other criminal justice agencies
5. Identification of various social problems relating to drugs, alcohol, juveniles and rehabilitation
6. Effectiveness of various social programs related to drugs, alcohol, juveniles and rehabilitation

Courts - Prosecution

1. Valuable general research information on crimes within the areas being served
2. Crime trend information
3. Identification of specific crimes to be considered in the prosecutorial and judicial processes

Press

A factual source for use in reporting crime and socially-related problems

Social Agencies

1. Identification of problem areas for concentration of remedial activities
2. Application for general evaluation of program effectiveness

Educational Institutions

Educators at all levels can use UCR data for various studies, budget preparation, and planning.

The above listed are a few possible uses, undoubtedly many more exist. The larger the UCR database becomes, the clearer its value will become. Since effective problem solving begins with problem identification, UCR will continue to be meaningful for years to come.

Nevada UCR believes the data provided here can serve as a catalyst for some departments to establish modern record systems for the first time. With other agencies it may spur emplacement of needed system upgrades. This will enable administrators at the chief and sheriff levels to be able to take a renewed look at their departments, potentially effecting beneficial internal operational changes. Awareness by subordinate personnel that their reports and arrest information are being used, not just filed away, will result in better and more comprehensive reporting. Finally, the periodic release of crime information to the general public will keep the crime problem in its proper perspective.

REPORTING PROCEDURE

In Nevada's Uniform Crime Reporting Program, contributing law enforcement agencies are wholly responsible for compiling their own crime reports and submitting them to the Uniform Crime Reporting Section of the Records and Technology Division in Carson City. The UCR Section, to maintain data quality and uniformity, furnishes to the contributing agencies continuous training and instruction in Uniform Crime Reporting procedures. All contributors are also given data submission guidelines, report forms, and a State of Nevada UCR Guide that outlines, in detail, procedures to score and to classify offenses. The guide illustrates and discusses the monthly and annual report forms.

A centralized record system is vital to the sound operation of any law enforcement agency. It is an essential element for crime reporting. Trained UCR personnel at the state level assist contributors in following established reporting procedures.

Law enforcement agencies (state, county and municipal) report the number of offenses that become known to them in the following crime categories:

- 1. Criminal Homicide**
 - a. Murder and Non-Negligent Manslaughter
 - b. Manslaughter by Negligence (not an index crime)
- 2. Forcible Rape**
 - a. Rape by Force
 - b. Attempts to Commit Forcible Rape
- 3. Robbery**
 - a. Firearm
 - b. Knife or Cutting Instrument
 - c. Other Dangerous Weapon
 - d. Strong-Arm (Hands, Fists, Feet, etc.)
- 4. Assault**
 - a. Firearm
 - b. Knife or Cutting Instrument
 - c. Other Dangerous Weapon
 - d. Hands, Fists, Feet, etc, Aggravated
 - e. Hands, Fists, Feet, Not Aggravated (not an index crime)
- 5. Burglary**
 - a. Forcible Entry
 - b. Unlawful Entry - No Force
 - c. Attempted Forcible Entry
- 6. Larceny-Theft (except motor vehicle theft)**
- 7. Motor Vehicle Theft**
 - a. Autos
 - b. Trucks and Buses
 - c. Other Vehicles
- 8. Arson**

In addition, the agencies submit the number of arrests recorded, by sex and age, for 21 other "Part II" offenses. Descriptions of these offenses are provided under the offense classification section.

Another facet of the UCR Program involves the collection of "hate crimes". In 1990, the President of the United States signed into law the "Hate Crime Statistics Act of 1990". The data identifies crimes that manifest evidence of prejudice based on race, religion, sexual orientation, ethnicity, and physical or mental disabilities.

Whenever complaints of crime are determined through investigation to be unfounded or false, they are subtracted from the actual count. The number of "actual offenses known" in these crime categories is reported to the Nevada UCR Section whether or not anyone is arrested for the crime; the stolen property is recovered; prosecution is undertaken; or any other restrictive consideration is in effect.

Other data configurations which contributing agencies tally through the UCR system are as follows:

- Number of crimes cleared by arrest or exceptional means
- Number of crimes cleared involving persons under age 18
- Number of enforcement officers killed or assaulted
- Type and value of property stolen and recovered

- Number of arrests for all criminal acts (except traffic violations), broken out by arrestee age, sex and race
- Number of sworn and civilian enforcement personnel employed by agency type

HIERARCHY RULE

The experience of law enforcement agencies handling UCR data shows that, for the most part, offenses of law occur singly as opposed to many being committed simultaneously. In these single-offense situations, it must be decided whether the crime was one of the Index Offenses, and if so, it is scored accordingly. However, if several offenses are committed at the same time by a person or a group of persons, a different approach must be used in classifying and scoring. As a general rule, a multiple-offense situation requires classification of each of the offenses and identification of those that are Part I crimes. The Part I offenses involved must then be located within their ranked list, which goes from most to least priority. The offense, which is highest on the list, is scored. The other offenses involved in the incident are ignored. The Hierarchy Rule, which requires counting only the highest offense on the list and ignoring all others, applies only to crime reporting and does not affect the number of charges for which the defendant may be prosecuted in the courts.

VERIFICATION PROCEDURE

Data uniformity and accuracy is of primary concern under this program. With coverage of approximately 37 reporting jurisdictions within the State of Nevada, the problems with attaining uniformity are apparent. Issuance of instructions and training of personnel within contributing agencies does not complete the role of the UCR Section. It is standard operating procedure to examine each incoming report for mathematical accuracy and completeness.

Clearance factors, recovery rates, and other elements are scrutinized and changes are suggested to the contributors where needed. In the instance of minor mathematical corrections, the contributing agency is either contacted by mail, fax, telephone, e-mail or in-person visitations made by qualified UCR Program personnel.

The possibility of report duplication requires constant verification through internal consistency checks. If duplication is suspected, the contributing agency is immediately contacted and the matter is resolved in accordance with guidelines. Continual analysis of reports is ongoing to assist contributors, and to maintain the quality necessary for a factual and successful program. In addition, an FBI Quality Assurance Group periodically visits contributors to cooperatively assist in necessary auditing of records and reporting methods.

Regardless of the extent of the quality control process employed by the Uniform Crime Reporting Section, the accuracy of the data assembled under this program depends on the sincere effort exerted by each contributor to meet the necessary standards of reporting. We are especially grateful to the UCR support staff in each contributing agency for their diligence and persistence, and for their constant attention to reporting policies and procedures.

STATEMENT OF POLICY FOR RELEASE OF UCR STATISTICAL INFORMATION

The following policies provide guidance concerning the release of UCR statistical information. Prior to being released, all information is approved by senior staff.

1. Nevada UCR will publish reports reflecting crime in the state. The annual report will be distributed without charge to the governor, the state library, members of the legislature and the attorney general. This report is available on a computer CD by request, or on the Criminal History Repository website at <http://www.nvrepository.state.nv.us/ucr/crimejustice.shtml>
2. UCR statistical monthly reports are available online at http://www.nvrepository.state.nv.us/ucr/ucr_reports.shtml
3. Information contained in the published annual report may be released via telephone, letter, etc., to any interested party.
4. All requests for unpublished information should be directed to the UCR Program Supervisor at (775) 684-6262 or email jporter@nvrepository.state.nv.us
5. These special requests will be honored only for the current reporting year.
6. Law enforcement agencies may receive interim, unpublished, specialized reports germane to their agency upon request.

PROFILE OF THE STATE OF NEVADA

This profile is presented to provide some general knowledge and facts about the State of Nevada. The information might assist users of this publication in understanding the environment in which reported crime incidence and arrest data occurred.

NEVADA FACTS AND FIGURES

---Nevada is the seventh largest state in the United States, covering 110,540 square miles. The state's long western border is shared with California, the most populous state in the Union. On its northern and eastern borders are the states of Oregon, Idaho, Utah, and Arizona. The state's longest distance from the northwest corner to the southern tip is approximately 600 miles. At the widest point it is nearly 350 miles.

---Nevada consists of seventeen counties, ranging in size from 153 square miles for the state capital of Carson City to over 18,000 square miles for Nye County, one of the largest counties in the United States.

---The geography of the state consists of rugged desert and mountain terrain, with the highest mountain peak (Boundary Peak in Esmeralda County) having an elevation of 13,146 feet above sea level and the lowest point on the Colorado River having an elevation of 490 feet.

---Nevada has a four-season climate, with wide variations between its northern and southern latitudes. Low temperatures in the north can go well below zero in the winter months, while high temperatures in the south can climb well over 100° Fahrenheit in the summer. It is the most arid state in the country, receiving an average of less than ten inches of precipitation annually.

---Of Nevada's total land area, 85.3% is controlled by the federal government. State and local governments control .3% and 1.6% falls under the jurisdiction of 22 American Indian Reservations. The United States military, which has a significant presence, has also reserved large areas.

---Nevada's population increased by over 54% between 1980 and 1990 (from 800,508 to 1,236,130) and by 60.0% from 1990 to 2000 (1,236,130 to 2,065,610). In July 2007 we had a state population of 2,718,336 (up 24.01% since 2000). Nevada has one of the fastest rates of growth in the nation for the past several years. Due to these tremendous long-term increases, several communities have been hard-pressed to provide necessary infrastructures. This trend is expected to continue, although at a slightly lower rate. Despite this growth, Nevada remains one of the most sparsely populated states, with about 24 people per square mile. Fully 86% of the state's total population is located in the counties of Clark (1,954,319 – 71%) and Washoe (418,061 – 15%).


---The Nevada State Demographer-University of Nevada, Reno, estimates the following population composition for Nevada in 2007: White, 61%; Hispanic, 24%; African Americans, 7%; Asian, Pacific Islanders, 7%, American Indians, Eskimo, Aluet 1%. Age 5, 1%, Ages 6-18, 18%, Ages 19-64, 63% and ages 65 and over, 11%. Males, 51%, and Females, 49%.

---Tourism and gaming are the state's largest industries. The gaming industry generated revenue of \$12,846,523,000 in 2007. Approximately 54,337,181 people visited in 2007. These and other interesting statistics are available at www.travelnevada.com on the bottom of page click "about us" and "discover the facts". Of concern to Nevada is the rapid spread of gaming to other states and Indian reservations. The Las Vegas area has responded by expanding and building huge "destination" or "theme" resorts, catering to a broader spectrum of interests.

---There is a substantial ongoing effort to diversify Nevada's economy. Over the past decade, hundreds of out-of-state firms have relocated to Nevada and thousands of new businesses have opened.

---Nevada is the largest gold producer in the United States and ranks in the top ten in the world. The bulk of this mining boom has occurred within the past fifteen years and has primarily taken place in the rural northern part of the state.

Highlights




STATE BIRD – MOUNTAIN BLUEBIRD

The Mountain Bluebird lives in the Nevada high country and destroys many harmful insects. It is a member of the thrush family and its song is a clear, short warble like the caroling of a robin. The male is azure blue with a white belly, while the female is brown with a bluish rump, tail and wings.



NEVADA CRIME CLOCK - 2007

HIGHLIGHTS



One
INDEX CRIME OFFENSE
every 4 minutes, 30 seconds

One
VIOLENT CRIME
every 27 minutes, 17 seconds

One
PROPERTY CRIME
every 5 minutes, 23 seconds

One
MURDER
every 1 day, 14 hours

One
BURGLARY
every 21 minutes, 10 seconds

One
RAPE
every 8 hours, 6 minutes

One
LARCENY
every 10 minutes, 34 seconds

One
ROBBERY
every 1 hour, 16 minutes

One
MOTOR VEHICLE THEFT
every 23 minutes, 32 seconds

One
AGGRAVATED ASSAULT
every 59 minutes, 24 seconds

One
ARSON
every 13 hours, 43 minutes

The crime clock should be viewed with care. Being the most aggregate representation of UCR data, it is designed to convey the annual reported crime experience by showing the relative frequency of occurrence of the Index Offenses. This mode of display should not be taken to imply regularity in the commission of the offenses; rather, it represents the annual ratio of crime to fixed time intervals.

CRIME IN NEVADA 2007 - HIGHLIGHTS

CRIME RATE

The Nevada Crime Rate is based on the occurrence of an index offense per 1,000 residents of the state. Municipal and county rates are based on their individual populations. The state crime - rate for 2007 was 43.0 per 1,000. The comparable rate for 2006 was 46.3. The state population utilized was 2,718,336 the latest available estimate for 2007 from the State Demographer, Bureau of Business and Economic Research, University of Nevada, Reno.

INDEX OFFENSES

Law Enforcement reported 116,814 Index Offenses in 2007, a decrease of 4,539 offenses (3.7%) from the 121,353 offenses reported in 2006. Nevada's ten-year average for total index offenses (1998-2007) was 103,215.

VIOLENT CRIMES

Murder, rape, robbery and aggravated assault make up the "violent crimes" category. Violent crimes as a group increased by 746 offenses from 2006 for a 4.0% increase. During 2007 violent crimes totaled 19,259. The 2006 total was 18,513. Violent crimes accounted for 16.5% of all reported Index Crimes (15.3% in 2006) and displayed a crime rate of 7.1 per 1,000 population. Nevada's ten-year average for violent crimes (1998-2007) was 13,887.

PROPERTY CRIMES

Property crimes, consisting of burglary, larceny, motor vehicle theft, and arson decreased in 2007 by 5285 offenses (5.1%) from 2006. There were 97,555 offenses reported in 2007, with 102,840 reported in 2006. Property crimes accounted for 83.5% of all index crimes in 2007, with a crime rate of 35.9 offenses per 1,000 population. Nevada's ten-year average for property crimes (1998-2007) was 89,328.

MURDER

There were 194 murders committed in Nevada during 2007, down 35 (15.3%) from the 229 murders reported in 2006. Law enforcement cleared 133 murders this year (68.6%). Nevada's ten-year average for homicide offenses (1998-2007) was 185.

RAPE

Forcible and attempted rapes increased by 15 during 2007. There were 1094 offenses reported to enforcement in 2007, compared to 1079 in 2006. Of the total, 924 were actual rapes, while 170 were classified as attempts. Nevada's ten-year average for rape offenses (1998-2007) was 954.

ROBBERY

Robberies decreased by 95 offenses (1.4%), from 7,027 in 2006 to 6,932 in 2007. Nevada's ten-year average for robbery offenses (1998-2007) was 5,204.

AGGRAVATED ASSAULT

Nevada law enforcement reported 11,039 aggravated assaults during 2007, an increase of 861 (8.5%) from the 2006 figure of 10,178. In addition, there were 39,185 simple assaults in 2007. Nevada's ten-year average for aggravated assault offenses (1998-2007) was 7,544.

BURGLARY

Burglary increased in 2007 by 20 offenses (0.1%) from the 2006 total of 24,819. The 24,839 burglaries reported in 2007 resulted in property loss totaling \$81,102,778. Burglaries represented 21.3% of all reported Index Offenses. Nevada's ten-year average for burglary offenses (1998-2007) was 20,989.

LARCENY

The number of larcenies reported in Nevada for 2007 totaled 49,744, a decrease of 514 offenses (1.0%) from the 2006 figure of 50,258. Thefts from buildings represented 40.0% of all larceny crimes reported. Nevada's ten-year average for larceny-theft offenses (1998-2007) was 48,494.

MOTOR VEHICLE THEFT

The number of motor vehicle thefts decreased by 4629 (17.2%) during 2007, from 26,962 in 2006 to 22,333. Nevada's ten-year average for motor vehicles stolen (1998-2007) was 19,193.

ARSON

Arson was added to the list of reportable index crimes in 1980. During 2007 there were 639 arsons reported in Nevada, compared to 801 in 2006. This represents a decrease of 20.2%. Estimated property loss from these offenses totaled \$29,973,859. Nevada's ten-year average for arson (1998-2007) was 652.

STOLEN/RECOVERED PROPERTY

During 2007 law enforcement agencies recorded \$261,914,477 worth of property stolen during the commission of index crimes. They were able to recover \$74,438,602 (28.4%).

CLEARANCE RATE

Law enforcement agencies cleared 18.4% of all index crimes in Nevada in 2007, an increase of 1.7% over 2006. Nationally, 22.3% were cleared in 2006.

ARRESTS

The total number of persons arrested, summoned, or cited by enforcement in 2007, including juveniles and adults, was 170,786 a 4.7% increase over the 2006 total of 163,067. Drug arrests by the Department of Public Safety, Investigation Division (NDI) in 2007 were 380. Nevada's total arrest rate per 1,000 population in 2007 was 63.0. This does not include drug or DUI arrests by the Nevada Highway Patrol.


POLICE EMPLOYMENT DATA

Statewide there were 6,405 full-time sworn law enforcement officers in Nevada in 2007. This represents a ratio of 2.8 officers per 1,000 population. Nationally the average ratio per 1,000 was 3.5 in 2006.

OFFICER ASSAULTS

Nevada law enforcement officers experienced 598 assaults in 2007, a decrease of 14 (2.3%) from the 612 reported in 2006. Law enforcement cleared 559 (93.5%) of all assaults on personnel.

Index Crimes



STATE FLAG

“ALL FOR OUR COUNTRY”

STATE MOTTO

“BATTLE BORN”

STATE SLOGAN

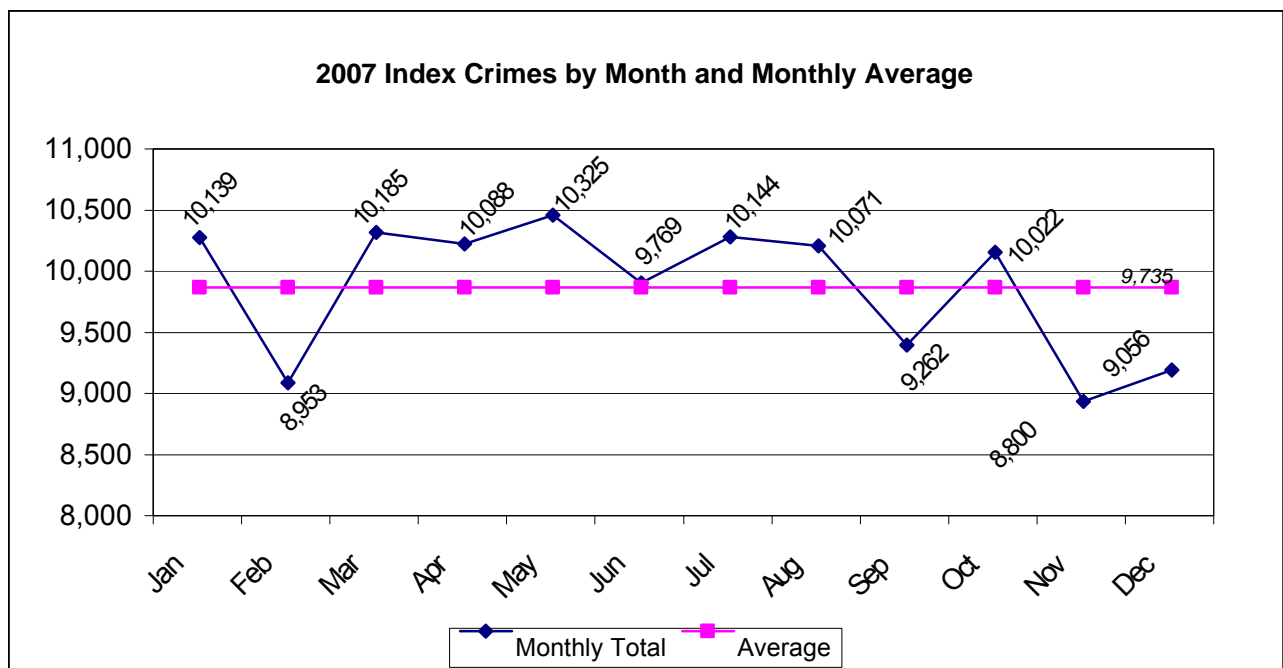


2005-2007 Nevada Index Crimes

The figures displayed here represent the latest three calendar-years of data collection and compilation under the state-run Nevada UCR Program. Thirty-seven agencies are currently reporting UCR data, covering 99% of the state's population.

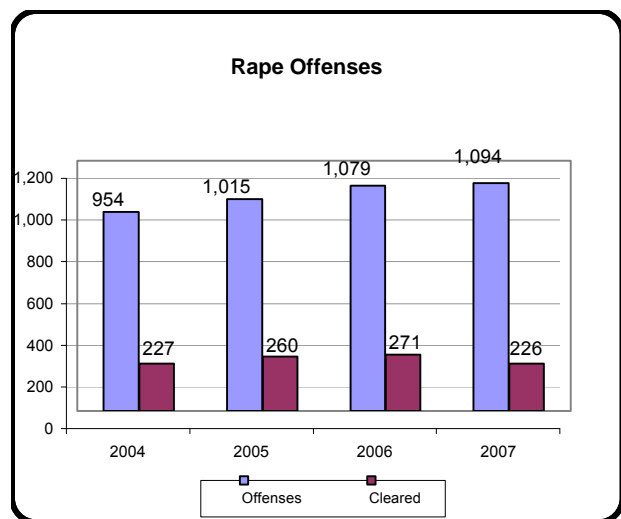
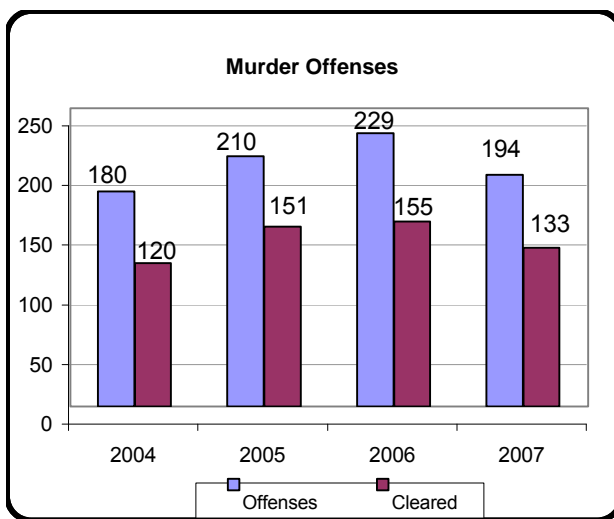
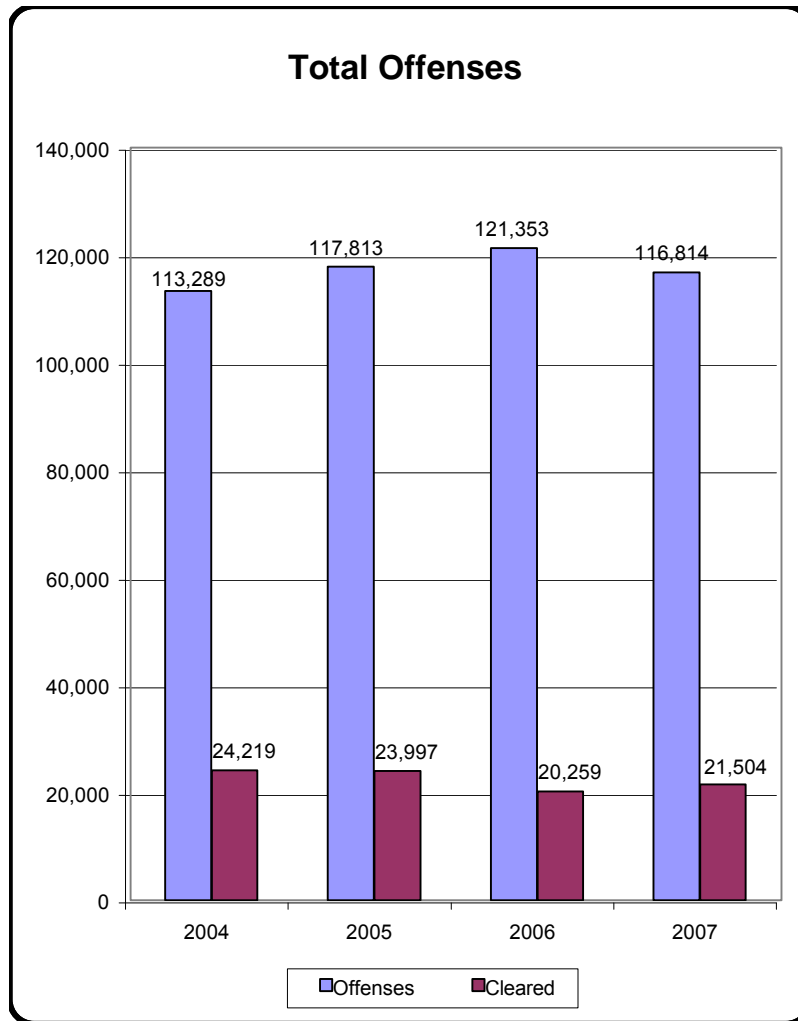
Crime rates as they appear in this publication are per 1,000 population. No attempt is made to incorporate transient populations or other factors which contribute to the ratio and the types of crime in given areas. Any effort to make comparisons of crime rates between areas should be tempered by these population and environmental variables.

Offense	Number of Offenses			Percent of Total			Rate/1,000 Pop		
	2005	2006	2007	2005	2006	2007	2005	2006	2007
Murder	210	229	194	0.18	0.17	0.17	0.08	0.07	0.07
Rape	1,015	1,079	1,094	0.86	0.94	0.94	0.40	0.42	0.40
Robbery	4,709	7,027	6,932	4.00	5.94	5.93	1.87	2.64	2.55
Aggravated Assault	8,727	10,178	11,039	7.41	9.44	9.45	3.46	4.20	4.06
Burglary	23,458	24,819	24,839	19.91	21.26	21.26	9.31	9.46	9.14
Larceny	51,983	50,258	49,744	44.12	42.58	42.58	20.64	18.95	18.30
MV Theft	26,934	26,962	22,333	22.86	19.12	19.12	10.69	8.51	8.22
Arson	777	801	639	0.66	0.55	0.55	0.31	0.24	0.24
Total	117,813	121,353	116,814	100.00	100.00	100.00	48.18	44.51	42.97

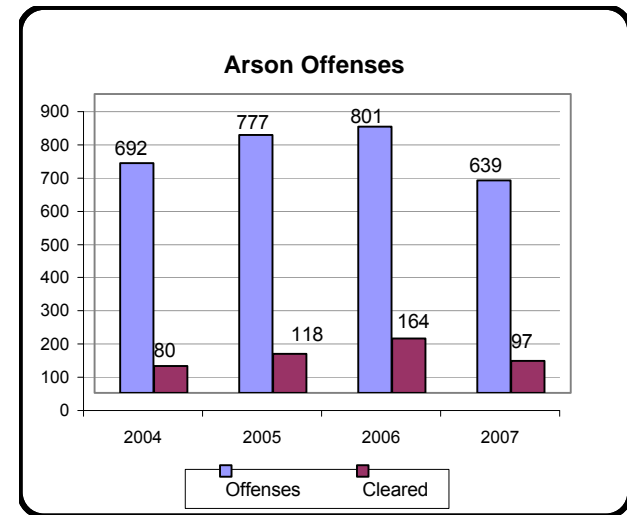
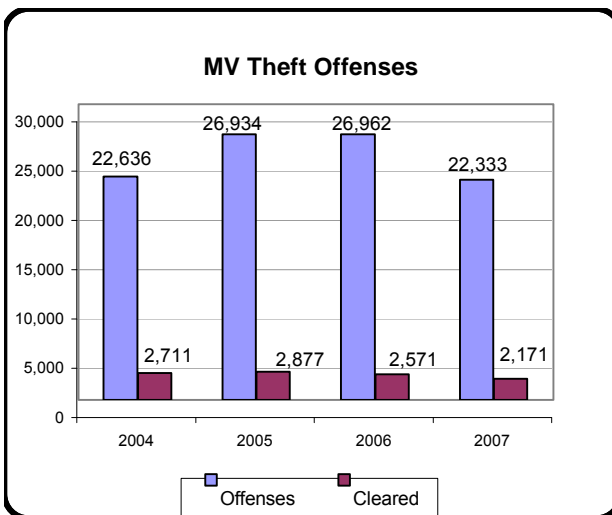
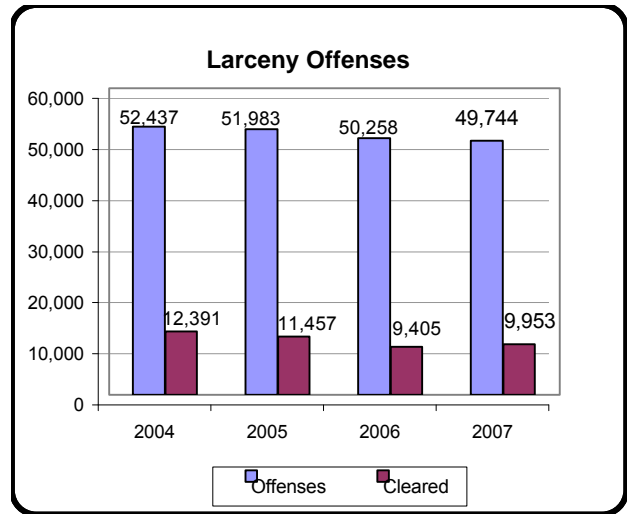
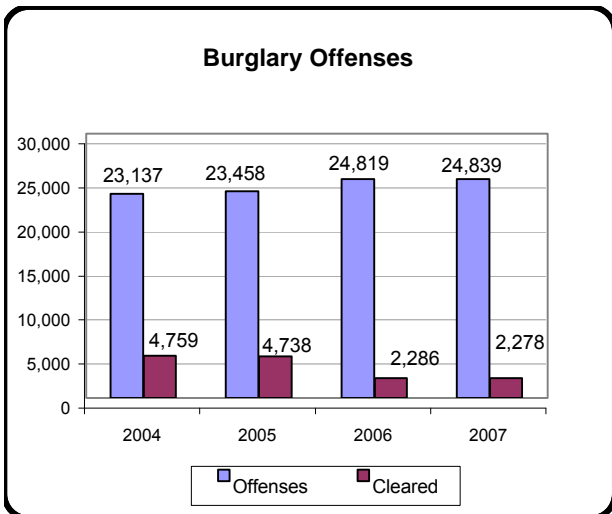
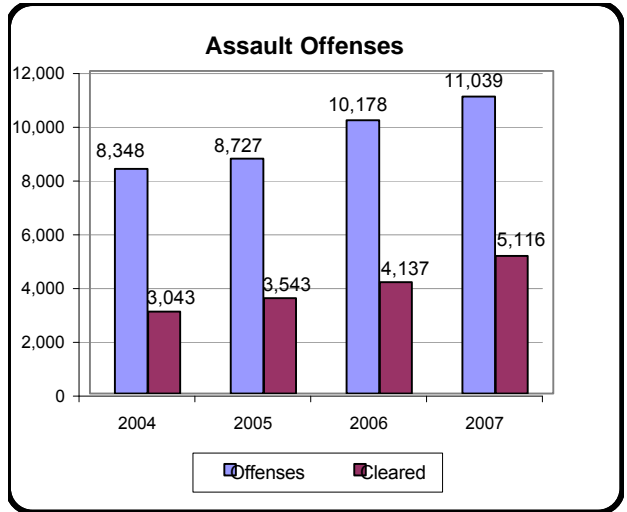
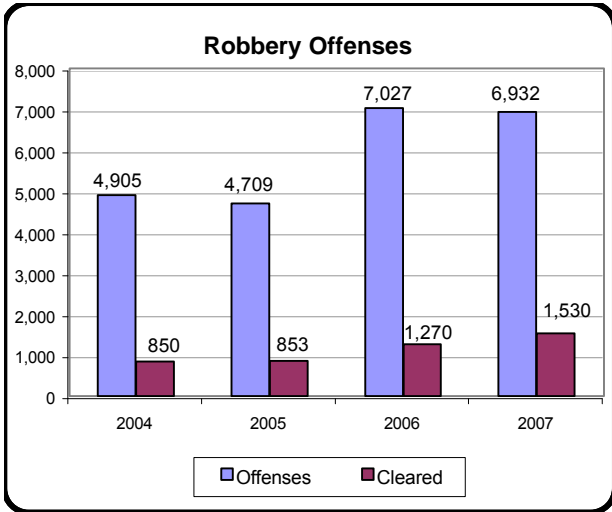


*The criminal statistics within this publication are only those criminal statistics reported to the Uniform Crime Reporting Program by the participating law enforcement agencies.

Nevada Statewide Index Crimes, 2004 - 2007



Nevada Statewide Index Crimes, 2004 - 2007



Statewide Index Crimes/Clearances, Month to Month, 2007

	Murder	Rape	Robbery	Assault	Burglary	Larceny	MV Theft	Arson	Total
January									
# Offenses	17	77	551	767	2,210	4,453	2,002	62	10,139
# Clearances	17	19	136	348	250	824	202	9	1,805
February									
# Offenses	20	82	478	799	1,821	3,926	1,772	55	8,953
# Clearances	17	18	103	371	164	770	171	4	1,618
March									
# Offenses	13	80	470	1,079	2,073	4,394	2,013	63	10,185
# Clearances	7	22	92	434	201	818	204	20	1,798
April									
# Offenses	17	86	563	991	2,047	4,316	2,017	51	10,088
# Clearances	12	20	126	454	205	827	209	8	1,861
May									
# Offenses	22	95	595	1,058	2,267	4,306	1,913	69	10,325
# Clearances	17	23	154	526	179	893	189	8	1,989
June									
# Offenses	18	109	582	1,001	2,030	4,202	1,780	47	9,769
# Clearances	11	18	123	473	185	788	152	6	1,756
July									
# Offenses	17	95	642	978	2,182	4,222	1,959	49	10,144
# Clearances	11	17	136	427	198	860	184	11	1,844
August									
# Offenses	18	90	641	1,025	2,035	4,130	2,087	45	10,071
# Clearances	12	22	144	495	181	714	209	5	1,782
September									
# Offenses	13	96	596	938	1,846	3,947	1,773	53	9,262
# Clearances	8	22	141	411	131	748	208	8	1,677
October									
# Offenses	11	111	596	837	2,264	4,206	1,948	49	10,022
# Clearances	7	16	139	400	196	808	156	3	1,725
November									
# Offenses	15	92	597	812	1,948	3,769	1,516	51	8,800
# Clearances	7	16	114	392	182	946	180	8	1,845
December									
# Offenses	13	81	621	754	2,116	3,873	1,553	45	9,056
# Clearances	7	13	122	385	206	957	107	7	1,804
Total									
# Offenses	194	1,094	6,932	11,039	24,839	49,744	22,333	639	116,814
# Clearances	133	226	1,530	5,116	2,278	9,953	2,171	97	21,504
Index Crime Rate									
per 1,000 Population	0.07	0.40	2.55	4.06	9.14	18.30	8.22	0.24	42.97

*The criminal statistics within this publication are only those criminal statistics reported to the Uniform Crime Reporting Program by the participating law enforcement agencies.

Total Index Crimes In Nevada, 1998-2007

	Murder	Rape	Robbery	Assault	Burglary	Larceny	MV Theft	Arson	Total Index Offenses	Rate/ 1,000 Pop.
1998	174	911	4,453	5,710	19,873	47,367	13,766	667	92,921	50.07
1999	165	943	4,209	4,994	17,613	43,167	13,094	624	84,809	43.10
2000	130	860	4,543	4,943	17,526	44,125	13,172	581	85,880	41.55
2001	186	883	4,932	6,337	17,710	45,072	14,703	536	90,359	42.37
2002	184	930	5,119	7,634	18,953	47,461	17,485	630	98,396	44.60
2003	197	871	5,215	7,528	21,962	53,325	20,849	573	110,520	48.12
2004	180	954	4,905	8,348	23,137	52,437	22,636	692	113,289	44.98
2005	210	1,015	4,709	8,727	23,458	51,983	26,934	777	117,813	46.77
2006	229	1,079	7,027	10,178	24,819	50,258	26,962	801	121,353	46.26
2007	194	1,094	6,932	11,039	24,839	49,744	22,333	639	116,814	42.97
TOTAL	1,849	9,540	52,044	75,438	209,890	484,939	191,934	6,520	1,032,154	--
AVERAGE	185	954	5,204	7,544	20,989	48,494	19,193	652	103,215	

*The criminal statistics within this publication are only those criminal statistics reported to the Uniform Crime Reporting Program by the participating law enforcement agencies.

Total 2007 Index Crimes and Clearances by County and Month

	Jan		Feb		Mar		Apr		May		June		July		Aug		Sep		Oct		Nov		Dec		Total Index Crimes	Total Index Crimes Cleared
Carson	131	35	103	34	133	41	115	19	94	27	113	33	106	33	123	38	88	26	100	27	104	23	122	38	1,332	374
Churchill	74	27	36	20	68	22	51	16	53	19	50	15	68	22	96	15	74	17	61	21	46	22	31	22	708	238
Clark	7,973	1,297	7,097	1,145	7,952	1,260	7,976	1,393	8,269	1,499	7,754	1,261	7,951	1,307	8,033	1,294	7,408	1,199	7,990	1,249	6,904	1,328	7,215	1,260	92,522	15,492
Douglas	83	17	64	21	89	18	71	10	137	15	110	11	104	26	77	10	67	9	73	7	47	6	77	10	999	160
Elko	58	11	73	17	77	20	90	16	93	18	88	13	106	12	103	24	81	21	88	22	69	16	74	14	1,000	204
Esmeralda	0	0	0	0	2	1	0	0	0	0	0	0	2	1	1	1	1	0	0	0	0	0	1	1	7	4
Eureka	1	0	3	0	3	2	3	1	8	4	2	2	0	0	2	0	6	5	3	1	3	2	1	0	35	17
Humboldt	20	11	36	19	29	15	16	5	20	10	20	8	28	20	17	5	29	15	14	9	17	9	22	12	268	138
Lander	10	5	21	10	14	4	9	5	11	5	12	4	13	3	14	8	17	9	6	4	10	10	15	6	152	73
Lincoln	0	2	5	0	2	0	5	2	0	0	1	0	5	1	2	0	8	1	6	0	2	1	3	2	39	9
Lyon	69	14	65	11	67	10	99	16	72	22	83	29	113	29	80	22	68	23	58	15	65	15	86	15	925	221
Mineral	2	1	3	1	3	2	4	2	3	0	2	2	5	3	4	1	6	3	9	4	3	1	3	2	47	22
Nye	120	28	101	33	76	23	88	24	92	37	111	29	109	30	112	34	63	25	96	38	73	38	84	26	1,125	365
Pershing	14	10	13	7	14	5	8	3	17	9	13	6	13	10	17	3	14	6	10	9	8	2	7	5	148	75
Storey	5	0	5	0	7	2	14	5	14	3	12	1	11	0	8	2	12	4	10	3	10	2	5	0	113	22
Washoe	1,571	346	1,320	299	1,635	370	1,527	340	1,423	317	1,386	340	1,482	345	1,372	321	1,312	312	1,490	315	1,429	369	1,301	387	17,248	4,061
White Pine	8	1	8	1	13	3	13	4	19	4	12	2	28	2	10	4	8	2	8	1	10	1	9	4	146	29
2007 Total	10,139	1,805	8,953	1,618	10,184	1,798	10,089	1,861	10,325	1,989	9,769	1,756	10,144	1,844	10,071	1,782	9,262	1,677	10,022	1,725	8,800	1,845	9,056	1,804	116,814	21,504

*The criminal statistics within this publication are only those criminal statistics reported to the Uniform Crime Reporting Program by the participating law enforcement agencies.

2007 Annual Crimes/Clearances Summary

County/Agency	Est. Pop	Murder		Rape		Robbery		Assault		Burglary		Larceny		MV Theft		Arson		Total Crimes	Crime Rate	Total Clear.	Clear. Percent
Carson County																					
Carson SO	57,723	1	2	5	2	21	13	179	112	286	54	723	151	94	29	23	11	1,332	23.08	374	28.08%
County Total	57,723	1	2	5	2	21	13	179	112	286	54	723	151	94	29	23	11	1,332	23.08	374	28.08%
Churchill County																					
Churchill SO	18,738	1	1	8	5	2	2	29	22	109	39	143	48	14	10	10	5	316	16.86	132	41.77%
Fallon PD	8,452	0	0	3	1	2	1	19	14	46	17	296	67	19	5	7	1	392	46.38	106	27.04%
County Total	27,190	1	1	11	6	4	3	48	36	155	56	439	115	33	15	17	6	708	26.04	238	33.62%
Clark County																					
Boulder PD	15,863	1	1	0	0	2	1	14	8	89	8	79	8	11	0	4	1	200	12.61	27	13.50%
Clark Co. Schools PD*	313,600	0	0	4	0	41	27	70	39	182	36	1,004	162	58	23	57	12	1,416	4.52	299	21.12%
Henderson PD	260,161	10	10	66	21	227	64	289	169	1,789	306	3,215	842	1,289	51	65	18	6,950	26.71	1,481	21.31%
LV Metro PD	1,449,036	119	82	723	95	5,251	1,054	7,548	3,116	15,296	873	27,156	5,038	16,445	1,564	251	0	72,789	50.23	11,822	16.24%
LV Fire Dept*																71	15	71	N/A	15	21.13%
Mesquite PD	18,787	0	0	2	2	2	0	17	17	32	8	374	102	44	12	0	0	471	25.07	141	29.94%
North Las Vegas PD	210,472	28	7	53	10	645	123	1,051	526	2,334	154	3,631	692	2,230	95	33	6	10,005	47.54	1,613	16.12%
Taxicab Authority	0	0	0	0	0	16	3	86	59	2	0	95	5	1	0	0	0	200	0.00	67	33.50%
UNLV PD*	30,850	0	0	1	1	1	1	6	3	60	6	292	10	58	6	2	0	420	13.61	27	6.43%
County Total	1,954,319	158	100	849	129	6,185	1,273	9,081	3,937	19,784	1,391	35,846	6,859	20,136	1,751	483	52	92,522	47.34	15,492	16.74%
Douglas County																					
Douglas SO	52,386	0	1	5	4	7	1	57	27	202	23	663	93	55	10	10	1	999	19.07	160	16.02%
County Total	52,386	0	1	5	4	7	1	57	27	202	23	663	93	55	10	10	1	999	19.07	160	16.02%

*The criminal statistics within this publication are only those statistics reported to the Uniform Crime Reporting Program by the participating law enforcement agencies.

2007 Annual Crimes/Clearances Summary

County/Agency	Est. Pop	Murder		Rape		Robbery		Assault		Burglary		Larceny		MV Theft		Arson		Total Crimes	Crime Rate	Total Clear.	Clear. Percent
Elko County																					
Elko SO (+Wells)	23,004	3	3	8	2	3	1	11	5	95	19	80	12	20	5	2	0	222	9.65	47	21.17%
Carlin PD	2,281	0	0	2	0	0	0	24	20	14	3	14	7	3	2	1	1	58	25.43	33	56.90%
Elko PD	18,183	0	0	14	2	7	2	25	12	87	15	392	31	44	11	1	0	570	31.35	73	12.81%
West Wendover PD	4,871	2	2	0	0	2	1	8	7	32	8	99	28	6	5	1	0	150	30.79	51	34.00%
County Total	48,339	5	5	24	4	12	4	68	44	228	45	585	78	73	23	5	1	1,000	20.69	204	20.40%
Esmeralda County																					
Esmeralda SO	1,262	0	0	0	0	0	0	1	1	1	1	2	0	0	0	3	2	7	5.55	4	57.14%
County Total	1,262	0	0	0	0	0	0	1	1	1	1	2	0	0	0	3	2	7	5.55	4	57.14%
Eureka County																					
Eureka SO	1,460	0	0	0	0	1	0	8	7	9	4	13	3	3	2	1	1	35	23.97	17	48.57%
County Total	1,460	0	0	0	0	1	0	8	7	9	4	13	3	3	2	1	1	35	23.97	17	48.57%
Humboldt County																					
Humboldt SO	10,108	1	1	0	0	1	1	61	60	27	8	27	8	6	5	2	0	125	12.37	83	66.40%
Winnemucca PD	7,643	0	0	3	3	3	1	22	19	35	14	67	17	12	1	1	0	143	18.71	55	38.46%
County Total	17,751	1	1	3	3	4	2	83	79	62	22	94	25	18	6	3	0	268	15.10	138	51.49%
Lander County																					
Lander SO	5,655	1	1	20	15	1	0	19	12	47	16	57	25	7	4	0	0	152	26.88	73	48.03%
County Total	5,655	1	1	20	15	1	0	19	12	47	16	57	25	7	4	0	0	152	26.88	73	48.03%

*The criminal statistics within this publication are only those statistics reported to the Uniform Crime Reporting Program by the participating law enforcement agencies.

2007 Annual Crimes/Clearances Summary

County/Agency	Est. Pop	Murder		Rape		Robbery		Assault		Burglary		Larceny		MV Theft		Arson		Total Crimes	Crime Rate	Total Clear.	Clear. Percent
Lincoln County																					
Lincoln SO	3,987	0	0	0	0	0	0	2	2	4	1	22	5	10	1	1	0	39	9.78	9	23.08%
County Total	3,987	0	0	0	0	0	0	2	2	4	1	22	5	10	1	1	0	39	9.78	9	23.08%
Lyon County																					
Lyon SO	50,774	2	2	3	1	10	0	69	48	244	24	465	71	68	18	11	4	872	17.17	168	19.27%
Yerington PD	3,257	0	0	0	0	0	0	0	0	38	39	15	14	0	0	0	0	53	16.27	53	100.00%
County Total	54,031	2	2	3	1	10	0	69	48	282	63	480	85	68	18	11	4	925	17.12	221	23.89%
Mineral County																					
Mineral SO	4,399	0	0	7	6	0	0	8	8	14	3	14	4	4	1	0	0	47	10.68	22	46.81%
County Total	4,399	0	0	7	6	0	0	8	8	14	3	14	4	4	1	0	0	47	10.68	22	46.81%
Nye County																					
Nye SO	44,795	2	2	18	17	19	9	78	68	340	49	501	174	148	40	19	6	1,125	25.11	365	32.44%
County Total	44,795	2	2	18	17	19	9	78	68	340	49	501	174	148	40	19	6	1,125	25.11	365	32.44%
Pershing County																					
Pershing SO	4,528	0	0	9	5	0	0	29	16	21	7	21	1	0	0	0	0	80	17.67	29	36.25%
Lovelock PD	2,427	0	0	3	0	1	1	10	9	23	16	27	18	4	2	0	0	68	28.02	46	67.65%
County Total	6,955	0	0	12	5	1	1	39	25	44	23	48	19	4	2	0	0	148	21.28	75	50.68%
Storey County																					
Storey SO	4,110	0	0	3	1	0	0	23	11	28	4	50	5	8	1	1	0	113	27.49	22	19.47%
County Total	4,110	0	0	3	1	0	0	23	11	28	4	50	5	8	1	1	0	113	27.49	22	19.47%

*The criminal statistics within this publication are only those statistics reported to the Uniform Crime Reporting Program by the participating law enforcement agencies.

2007 Annual Crimes/Clearances Summary

County/Agency	Est. Pop	Murder		Rape		Robbery		Assault		Burglary		Larceny		MV Theft		Arson		Total Crimes	Crime Rate	Total Clear.	Clear. Percent
Washoe County																					
Washoe SO	106,868	2	1	0	0	13	3	193	110	563	81	954	121	238	44	3	0	1,966	18.40	360	18.31%
Reno PD	214,371	17	13	95	18	516	164	885	455	1,835	178	6,511	1,530	1,072	167	21	5	10,952	51.09	2,530	23.10%
Sparks PD	87,846	4	4	36	13	134	57	179	119	832	250	2,422	608	349	55	22	4	3,978	45.28	1,110	27.90%
UNR PD*	16,671	0	0	1	0	3	0	2	0	23	2	132	2	5	0	1	0	167	10.02	4	2.40%
Washoe Co Schl PD*	68,366	0	0	0	0	0	0	7	6	9	4	133	43	0	0	14	3	0	0.00	56	0.00%
TMCC PD*	14,161	0	0	0	0	0	0	0	0	15	1	6	0	1	0	0	0	22	1.55	1	4.55%
County Total	409,085	23	18	132	31	666	224	1,266	690	3,277	516	10,158	2,304	1,665	266	61	12	17,085	41.76	4,061	23.77%
White Pine County																					
White Pine SO	9,542	0	0	2	2	1	0	10	9	76	7	49	8	7	2	1	1	146	15.30	29	19.86%
County Total	9,542	0	0	2	2	1	0	10	9	76	7	49	8	7	2	1	1	146	15.30	29	19.86%
Statewide Totals																					
Grand Total	2,702,989	194	133	1,094	226	6,932	1,530	11,039	5,116	24,839	2,278	49,744	9,953	22,333	2,171	639	97	116,814	43.22	21,504	18.41%

* School population figures are not included in the county totals.

These population figures are those reported by the Nevada State Demographer.

*The criminal statistics within this publication are only those statistics reported to the Uniform Crime Reporting Program by the participating law enforcement agencies.

Comparison of Crimes/Clearances

2007

Nevada vs National Index Crime Rates

Per 1,000 Population

	Murder	Rape	Robbery	Assault	Burglary	Larceny	MV Theft	Arson	Total
Nevada									
2004	0.07	0.40	2.03	3.46	9.60	21.75	9.39	0.29	46.99
2005	0.08	0.40	1.87	3.46	9.31	20.64	10.69	0.31	46.77
2006	0.09	0.41	2.68	3.88	9.46	19.16	10.28	0.31	46.26
2007	0.07	0.40	2.55	4.06	9.14	18.30	8.22	0.24	42.97
National									
2004	0.06	0.33	1.37	3.05	7.61	24.65	4.21	0.32	41.60
2005	0.06	0.32	1.41	2.91	7.27	22.86	4.17	0.27	39.27
2006	0.06	0.31	1.49	2.88	7.29	22.07	3.98	0.27	38.35

Nevada vs National Crime Clearance Rates

By Percent

	Murder	Rape	Robbery	Assault	Burglary	Larceny	MV Theft	Arson	Total
Nevada									
2004	65.56	23.79	18.10	36.45	20.57	23.63	11.98	11.56	21.38
2005	71.90	25.62	18.11	40.60	20.20	22.04	10.68	15.19	20.37
2006	67.69	25.12	18.07	40.65	9.21	18.71	9.54	20.47	16.69
2007	68.56	20.66	22.07	46.34	9.17	20.01	9.72	15.18	18.41
National									
2004	62.60	41.80	26.20	55.60	12.90	18.30	13.00	17.10	24.75
2005	62.10	41.30	25.40	55.20	12.70	18.00	13.00	17.70	24.54
2006	56.40	38.70	24.20	52.10	11.10	15.70	9.70	14.80	22.27

*The criminal statistics within this publication are only those criminal statistics reported to the Uniform Crime Reporting Program by the participating law enforcement agencies.

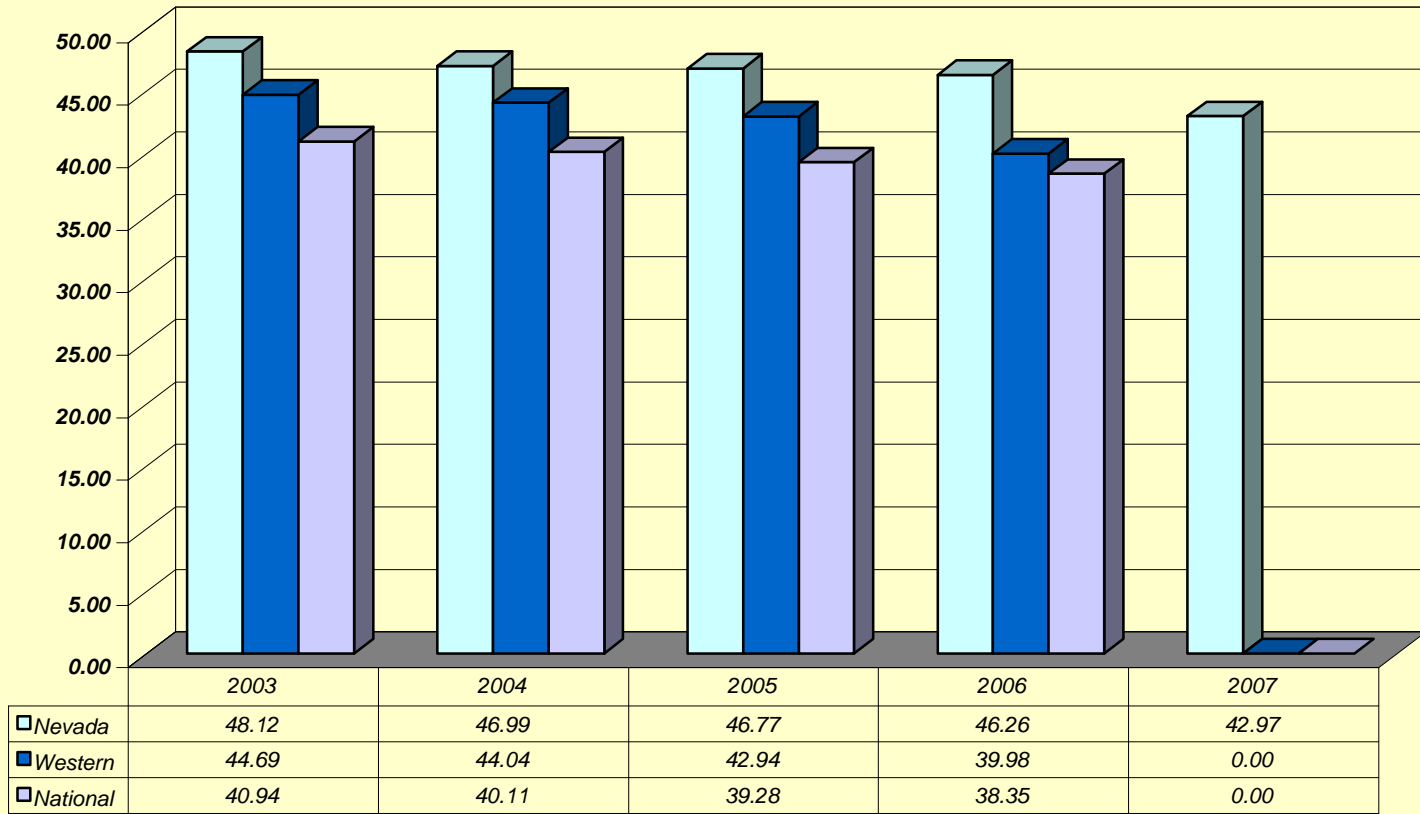
Comparison of Index Crime Rates per 1,000 population 2003-2007

	Murder	Rape	Robbery	Assault	Burglary	Larceny	MV Theft	Arson	Total
2003									
Nevada	0.086	0.379	2.271	3.278	9.563	23.219	9.078	0.250	48.12
Western	0.057	0.337	1.419	3.138	7.636	25.229	6.528	0.350	44.69
National	0.057	0.321	1.422	2.950	7.405	24.145	4.334	0.304	40.94
2004									
Nevada	0.07	0.38	1.95	3.31	9.19	20.82	8.99	0.27	46.99
Western	0.06	0.33	1.37	3.05	7.61	24.65	6.65	0.32	44.04
National	0.06	0.32	1.37	2.91	7.30	23.66	4.21	0.28	40.11
2005									
Nevada	0.08	0.39	1.80	3.33	8.94	19.82	10.27	0.30	44.91
Western	0.06	0.33	1.38	2.92	7.57	23.52	6.85	0.31	42.94
National	0.06	0.32	1.41	2.91	7.27	22.86	4.18	0.27	39.28
2006									
Nevada	0.08	0.40	2.59	3.74	9.13	18.49	9.92	0.29	44.64
Western	0.05	0.31	1.55	2.86	7.20	21.35	6.34	0.32	39.98
National	0.06	0.31	1.49	2.88	7.29	22.07	3.98	0.27	38.35
2007									
Nevada	0.07	0.40	2.55	4.06	9.14	18.30	8.22	0.24	42.97
Western	n/a	n/a	n/a	n/a	n/a	n/a	n/a	n/a	n/a
National	n/a	n/a	n/a	n/a	n/a	n/a	n/a	n/a	n/a

The Western States consist of Arizona, Colorado, Idaho, Montana, Nevada, New Mexico, Utah and Wyoming.

*The criminal statistics within this publication are only those criminal statistics reported to the Uniform Crime Reporting Program by the participating law enforcement agencies.

Total Index Crime Rates Nevada, Western States, National



*The criminal statistics within this publication are only those criminal statistics reported to the Uniform Crime Reporting Program by the participating law enforcement agencies.

VIOLENT CRIMES

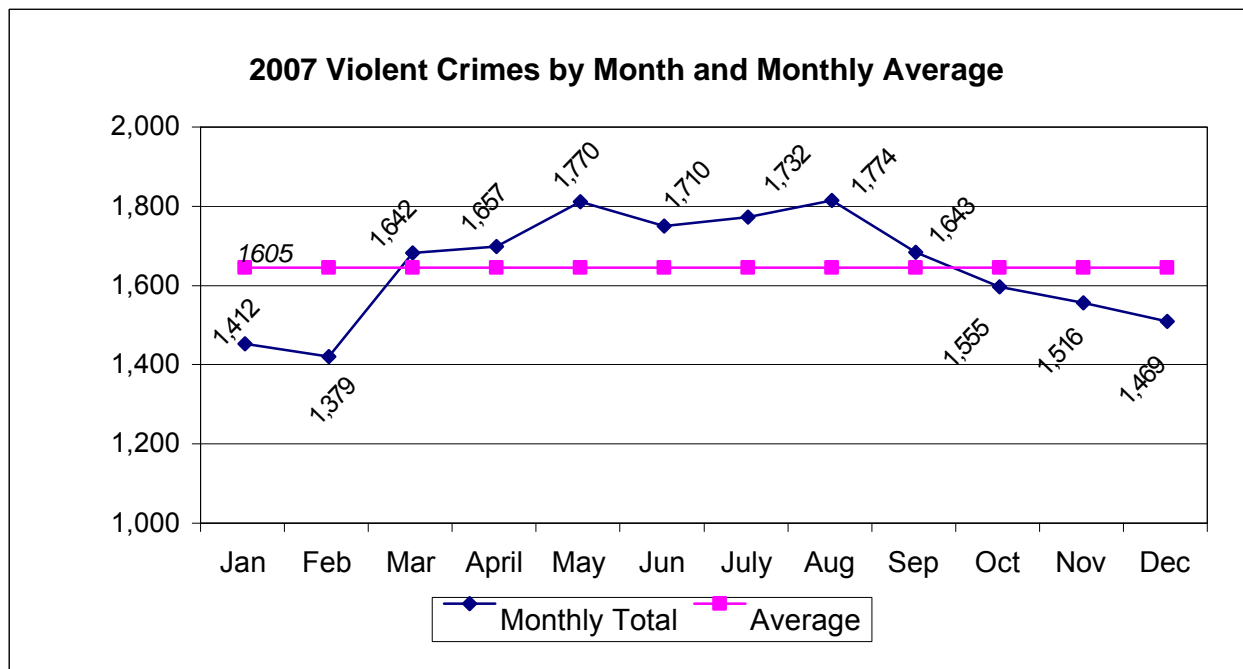
2007

Crime Clock - One Violent Crime Every 27 Minutes, 17 Seconds

Crimes of violence involve the element of personal confrontation between the perpetrator and victim and entail the threat or use of violence. By their very nature, violent crimes (murder, rape, robbery and aggravated assault) are considered more serious than property crimes. The total number indicates only the number of incidents reported to enforcement and does not reflect the number of criminals who committed them or the number of injuries inflicted.

The 2007 violent crime rate in Nevada was 7.1 offenses per 1,000 population. Violent crimes represented 16.5% of all reported index crimes. Enforcement agencies cleared 7,005 violent crimes for a 36.4% clearance rate.

	2005	2006	Number Change	Percent Change	2006	2007	Number Change	Percent Change
Murder	210	229	19	9.0%	229	194	-35	-15.3%
Rape	1,015	1,079	64	6.3%	1,079	1,094	15	1.4%
Robbery	4,709	7,027	2,318	49.2%	7,027	6,932	-95	-1.4%
Agg. Assault	8,727	10,178	1,451	16.6%	10,178	11,039	861	8.5%
Totals	14,661	18,513	3,852	26.3%	18,513	19,259	746	4.0%



*The criminal statistics within this publication are only those criminal statistics reported to the Uniform Crime Reporting Program by the participating law enforcement agencies.

PROPERTY CRIMES

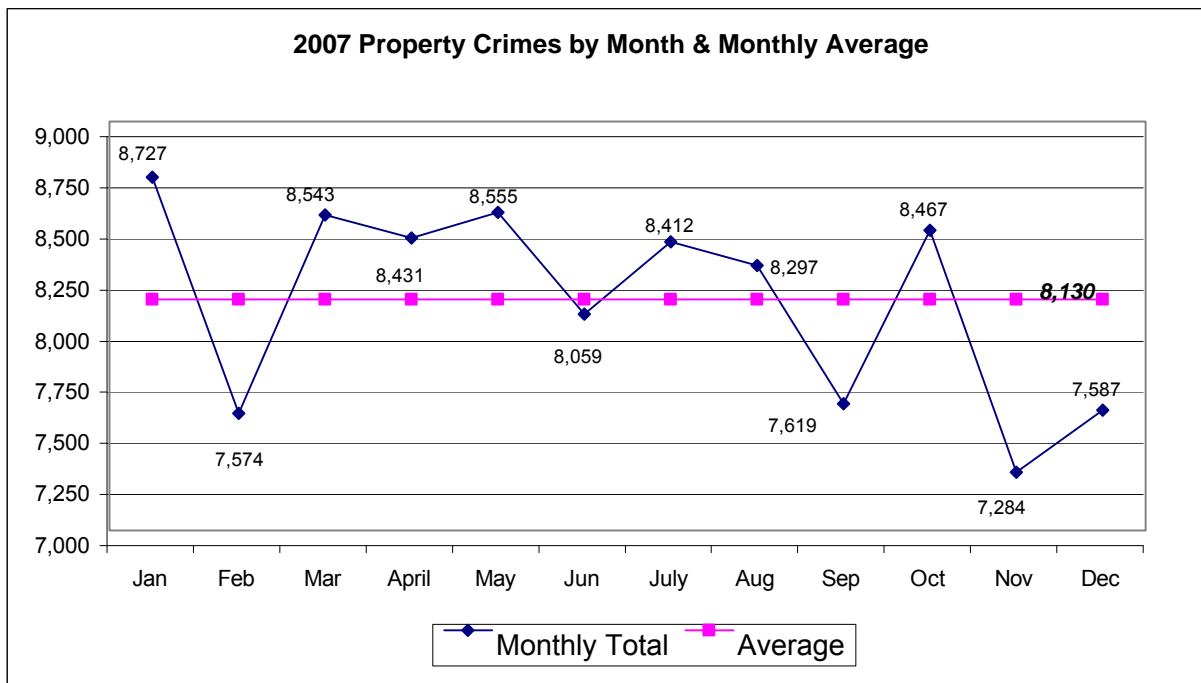
2007

Crime Clock - One Property Crime Every 5 Minutes, 23 Seconds

Property crimes include burglary, larceny, motor vehicle theft and arson. These crimes do not involve the threat of violence, but entail property taken from one by another, or the destruction of property by arson. Because arson is the most recent addition to the crime index, to this point in time, the UCR Program has not fully reported it along with the other offenses. The reason for this is not all agencies participating in the UCR Program have consistently reported arson information, thus data reliability is still marginal.

There were 97,555 property crimes reported in 2007, representing 83.5% of total reported index crimes. Enforcement agencies cleared 14,499 (14.9%) of the property offenses. Nevada's property crime rate per 1,000 population in 2007 was 35.9.

	2005	2006	Number Change	Percent Change	2006	2007	Number Change	Percent Change
Burglary	23,458	24,819	1,361	5.8%	24,819	24,839	20	0.1%
Larceny	51,983	50,258	-1,725	-3.3%	50,258	49,744	-514	-1.0%
MV Theft	26,934	26,962	28	0.1%	26,962	22,333	-4,629	-17.2%
Arson	777	801	24	3.1%	801	639	-162	-20.2%
Totals	103,152	102,840	-312	-0.3%	102,840	97,555	-5,285	-5.1%



*The criminal statistics within this publication are only those criminal statistics reported to the Uniform Crime Reporting Program by the participating law enforcement agencies.

Murder



STATE FLOWER - SAGE BRUSH

Sagebrush grows abundantly in the deserts of western United States. A member of the wormwood family, sagebrush is a branching bush (1 to 12 feet high) and grows in regions where other kinds of vegetation cannot subsist. Known for its pleasant aroma, gray-green twigs, and pale yellow flowers, sagebrush is an important winter food for sheep and cattle.



MURDER AND NEGLIGENT MANSLAUGHTER

2007

Crime Clock - One Murder Every 1 Day, 14 Hours

Murder and non-negligent manslaughter are described by UCR as the willful (non-negligent) killing of one human being by another, or, if the death is the result of the commission of another criminal act.

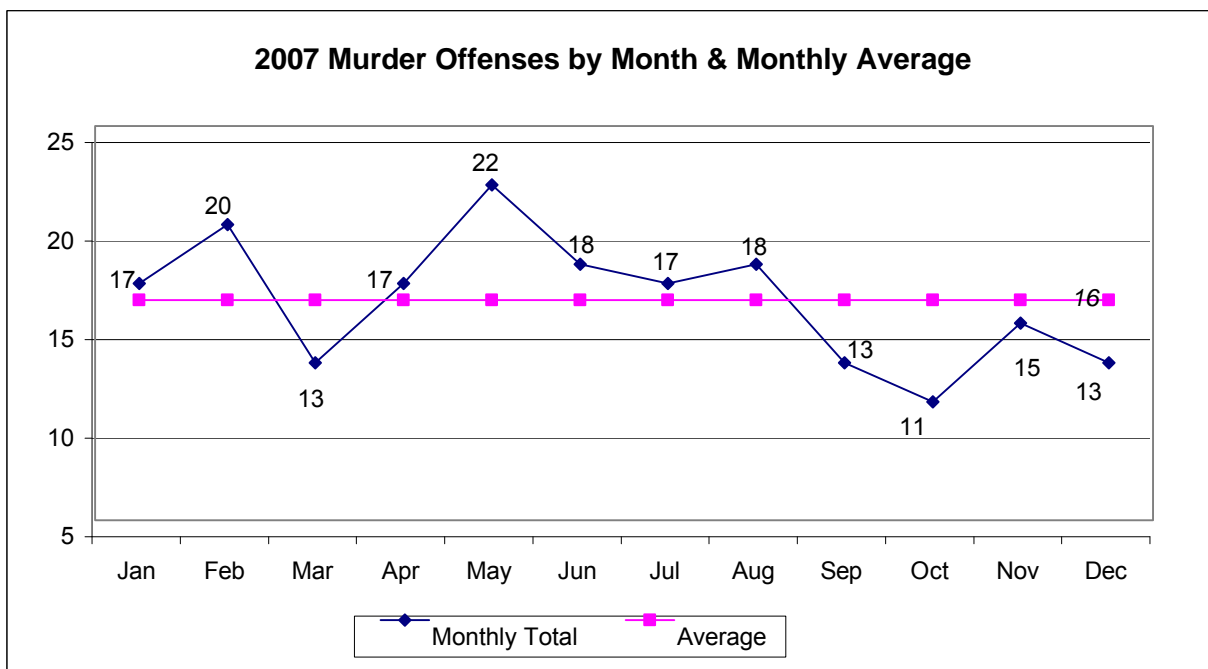
Murder--NRS 200.010: "Murder is the unlawful killing of a human being with malice aforethought, either express or implied, or caused by a controlled substance which was sold, given, traded or otherwise made available to a person in violation of Chapter 453 of NRS."

Manslaughter--NRS 200.040: (1) "Manslaughter: (a) Is the unlawful killing of a human being, without malice express or implied, and without any mixture of deliberation...(2) Manslaughter must be voluntary, upon a sudden heat of passion, caused by provocation apparently sufficient to make the passion irresistible; or, involuntary, in the commission of an unlawful act..."

Included in this publication's count for this offense classification are deaths caused by negligence. Although manslaughter by negligence is recorded on the "offense known to police" form along with murder, it is not considered by the UCR Program to be an index offense. Attempts to murder or assaults to murder are scored as aggravated assaults and not murder.

Trends

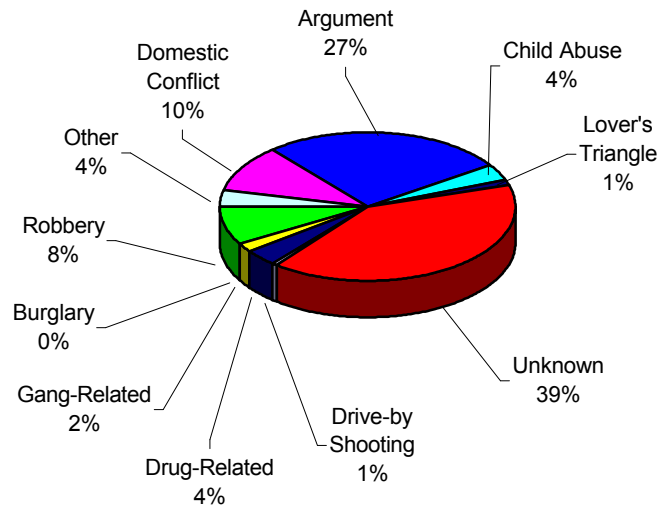
	Number Reported	% Change from Previous Year	Rate/1,000
2003	197	7.1%	0.09
2004	180	-8.6%	0.07
2005	210	16.7%	0.08
2006	229	9.0%	0.09
2007	194	-15.3%	0.07



*The criminal statistics within this publication are only those criminal statistics reported to the Uniform Crime Reporting Program by the participating law enforcement agencies. 33

Murder Distribution by Circumstances and Relationship

Circumstances*	Number	% of Total
Burglary	0	0%
Robbery	16	8%
Other	7	4%
Domestic Conflict	20	10%
Argument	52	27%
Child Abuse	7	4%
Lover's Triangle	2	1%
Unknown	78	40%
Drive-by Shooting	1	1%
Drug-Related	7	4%
Gang-Related	4	2%
Total	194	100%



*Due to the unlimited set of possible circumstances surrounding homicides, it is difficult to provide clear-cut or precise statistical categories for all. To achieve uniformity, the number of circumstance categories has been kept to a minimum. Caution is suggested in drawing generalizations from the data without more deliberate analysis. This table makes no attempt to analyze the motives of offenders, but rather to display general circumstances surrounding events. Also note that it is possible to have more than one victim/murder for each circumstance.

**The number of relationships may not agree with the number of victims due to instances of multiple offenders or victims.

Relationship - Victim to Offender**	Number					% of Total				
	2003	2004	2005	2006	2007	2003	2004	2005	2006	2007
Wife	6	9	7	12	8	5.1%	5.1%	3.3%	5.2%	4.1%
Husband	1	4	1	4	1	2.3%	2.3%	0.5%	1.7%	0.5%
Son	4	4	2	5	2	2.3%	2.3%	1.0%	2.2%	1.0%
Daughter	2	3	4	4	2	1.7%	1.7%	1.9%	1.7%	1.0%
Other Family Member	4	8	12	4	9	4.5%	4.5%	5.7%	1.7%	4.6%
Total Family	17	28	26	29	22	15.8%	15.8%	12.4%	12.7%	11.3%
Dating Relationship	7	11	14	13	11	6.2%	6.2%	6.7%	5.7%	5.7%
Former Spouse	1	0	1	2	3	0.0%	0.0%	0.5%	0.9%	1.5%
Former Cohabitant	4	1	2	0	0	0.6%	0.6%	1.0%	0.0%	0.0%
Friend	4	1	2	14	4	0.6%	0.6%	1.0%	6.1%	2.1%
Acquaintance	31	40	42	43	35	22.6%	22.6%	20.0%	18.8%	18.0%
Stranger	14	17	30	26	34	9.6%	9.6%	14.3%	11.4%	17.5%
Unknown	105	79	93	102	85	44.6%	44.6%	44.3%	44.5%	43.8%
Total Other	166	149	184	200	172	84.2%	84.2%	87.6%	87.3%	88.7%
Total	183	177	210	229	194	100%	100%	100%	100%	100%

Murder Distribution by Age, Sex and Weapon, 2003 - 2007

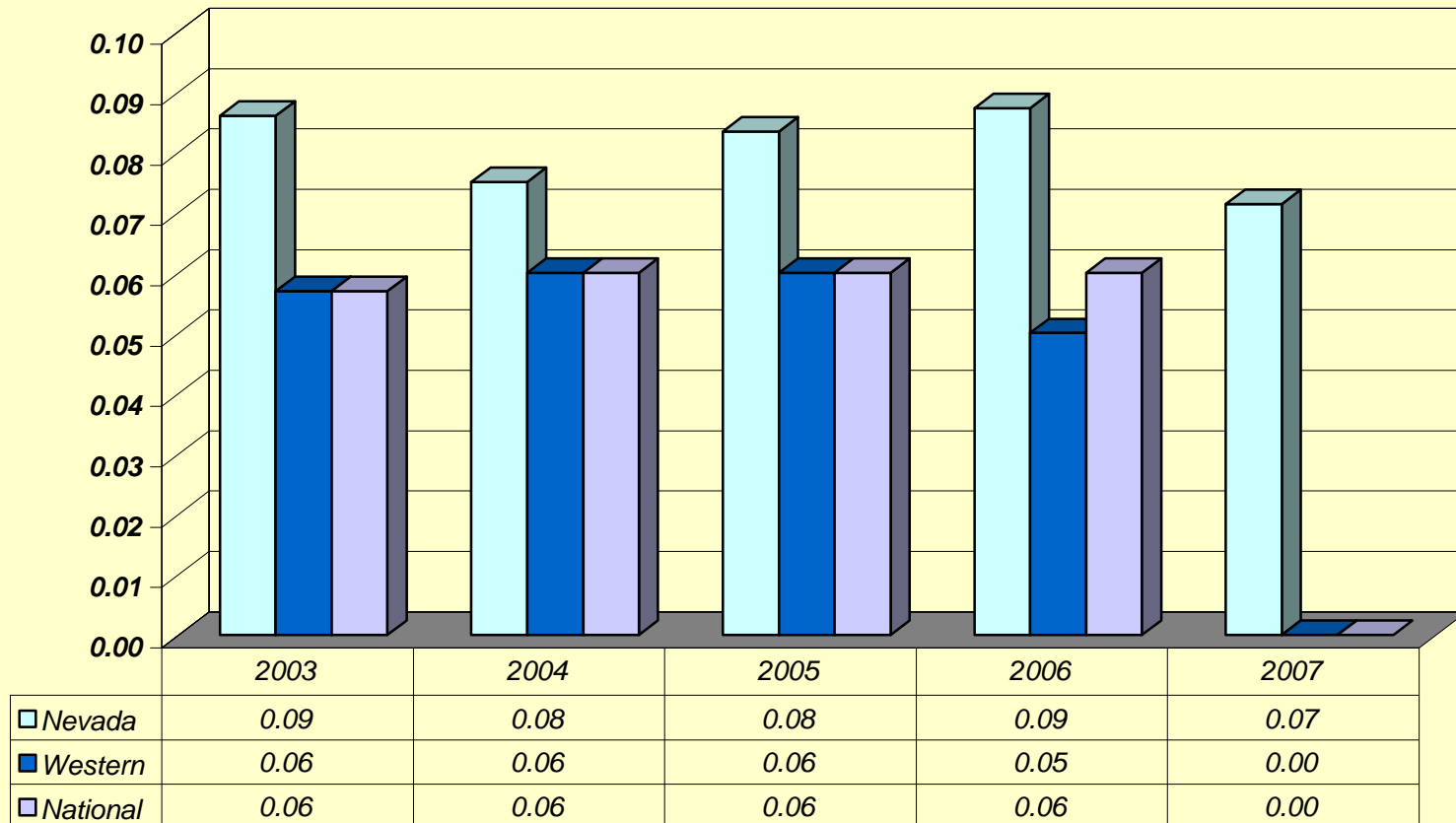
Victims	Male						Female					Cumulative Total
	2003	2004	2005	2006	2007		2003	2004	2005	2006	2007	
00 - 14	7	7	12	12	8		7	4	6	4	2	69
15 - 24	32	41	48	57	48		14	5	8	14	11	278
25 - 34	42	56	37	35	40		14	11	13	8	9	265
35 - 44	22	20	31	32	24		12	6	10	11	8	176
45 - 54	15	18	21	15	15		3	7	3	11	5	113
55 - 64	10	4	8	8	12		3	0	2	5	5	57
65+	4	6	2	8	2		5	5	5	6	3	46
Unknown	1	5	6	3	1		1	3	1	0	1	22
Total	133	157	165	170	150		59	41	48	59	44	1,026

Offenders	Male						Female					Cumulative Total
	2003	2004	2005	2006	2007		2003	2004	2005	2006	2007	
00 - 14	0	2	2	0	0		1	0	0	0	0	5
15 - 24	35	34	48	55	57		2	4	1	0	3	236
25 - 34	25	20	36	38	29		3	4	6	7	3	168
35 - 44	10	13	26	18	18		4	1	5	5	2	100
45 - 54	8	13	8	11	8		1	1	2	3	2	55
55 - 64	2	7	6	7	8		0	1	0	13	0	44
65+	3	3	3	9	2		2	0	1	0	1	23
Unknown*	90	73	76	90	80		7	2	1	0	0	589
Total	173	165	205	228	202		20	13	16	28	11	1,220

* 5 year compilation when the sex of the offender is unknown

Weapon	Number						% of Total				
	2003	2004	2005	2006	2007		2003	2004	2005	2006	2007
Handgun	102	77	86	104	90		55.1%	40.3%	41.0%	44.3%	46.2%
Long-gun	9	12	9	12	11		4.9%	6.3%	4.3%	5.1%	5.6%
Firearm, Unknown	3	31	33	21	23		1.6%	16.2%	15.7%	8.9%	11.8%
Knife, Cutting Device	22	23	28	37	25		11.9%	12.0%	13.3%	15.7%	12.8%
Hands, Fists, Feet	10	17	13	15	13		5.4%	8.9%	6.2%	6.4%	6.7%
Blunt Inst.	18	15	18	21	19		9.7%	7.9%	8.6%	8.9%	9.7%
Fire/Smoke Inhalation	1	1	1	14	0		0.5%	0.5%	0.5%	6.0%	0.0%
Asphyxiation/ Gas	9	2	8	4	4		4.9%	1.0%	3.8%	1.7%	2.1%
Unknown	6	2	8	6	6		3.2%	1.0%	3.8%	2.6%	3.1%
Other	5	11	6	1	4		2.7%	5.8%	2.9%	0.4%	2.1%
Total	185	191	210	235	195		100%	100%	100%	100%	100%

Murder Rates Nevada, Western States, National



*The criminal statistics within this publication are only those criminal statistics reported to the Uniform Crime Reporting Program by the participating law enforcement agencies.

Rape



STATE TREE 1 – SINGLE LEAF PINON PINE

The Single Leaf Pinon is an aromatic pine tree with short, stiff needles and gnarled branches. The tree grows in coarse, rocky soils and rock crevices. Though its normal height is about 15 feet, the Single Leaf Pinon can grow as high as 50 feet under ideal conditions

FORCIBLE RAPE

2007

Crime Clock - One Rape Every 8 Hours, 6 Minutes

Forcible rape, as defined in the UCR Program, is the carnal knowledge of a female forcibly and against her will. Assaults or attempts to commit rape by force or threat of force are also included. Statutory rape (without force) and other sex offenses are excluded.

Sexual Assault--NRS 200.366: (1) "A person who subjects another person to sexual penetration, or who forces another person to make a sexual penetration on himself or another, or on a beast, against the victim's will or under conditions in which the perpetrator knows or should know that the victim is mentally or physically incapable of resisting or understanding the nature of his conduct, is guilty of sexual assault."

Forcible rape differs from other violent crimes in that the victim, in many cases, is reluctant to report the offense to police. The investigation by police, medical examination, court procedure, embarrassment and fear of accompanying stigma all have a deterrent effect on the victim's willingness to make the offense known to police.

Most rapes in Nevada in 2007 occurred during the months of June, September and October accounting for 316 (28.88%) of the yearly total of 1094. October had the highest monthly total at 111 (10.15%).

Law enforcement was able to clear 20.66% of forcible rapes in 2007.

Trends

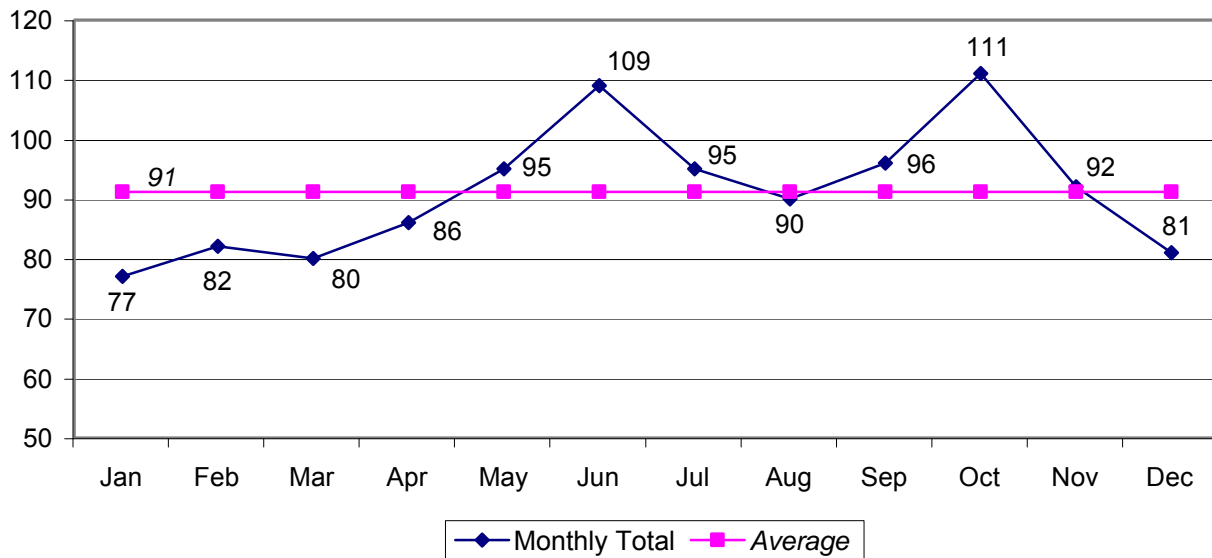
	Number Reported	% Change from Previous Year	Rate/1,000
2003	871	44.68%	0.38
2004	954	9.53%	0.40
2005	1,015	6.39%	0.39
2006	1,079	6.31%	0.41
2007	1,094	1.39%	0.40

Forcible and Attempted Rapes

	Forcible	Attempted	Total
2003	723	148	871
2004	776	178	954
2005	818	197	1,015
2006	923	156	1,079
2007	924	170	1,094

*The criminal statistics within this publication are only those criminal statistics reported to the Uniform Crime Reporting Program by the participating law enforcement agencies.

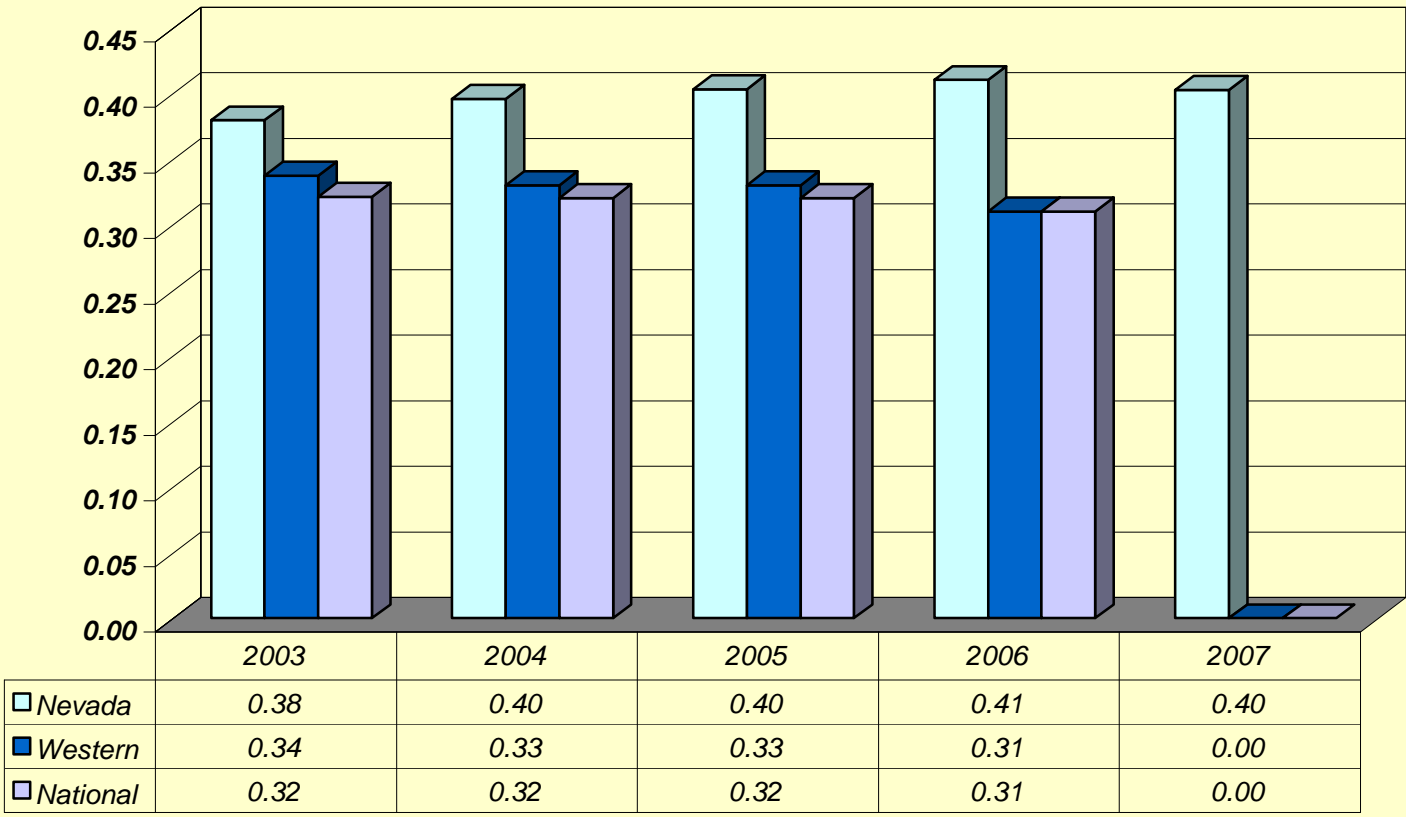
2007 Rape Offenses by Month & Monthly Average



Profile of Persons Arrested

AGE	2003	2004	2005	2006	2007	5-year Total
17 and Under	31	36	29	26	24	146
18-24	86	36	50	42	45	259
25-29	38	31	27	31	17	144
30-34	43	29	20	23	26	141
35-39	41	21	23	29	33	147
40 and Over	73	52	49	54	47	275
Total	312	205	198	205	192	1,112
Male	311	204	196	202	189	1,102
Female	1	2	2	3	3	11

Rape Rates Nevada, Western States, National



Robbery



STATE TREE 2 – BRISTLECONE PINE

The Bristlecone Pine is the oldest living thing on Earth, with some specimens in Nevada more than 4,000 years old. The tree can be found at high elevations. Normal height for older trees is about 15 to 30 feet, although some have attained a height of 60 feet. Diameter growth continues throughout the long life of the tree, resulting in massive trunks with a few contorted limbs.



ROBBERY

2007

Crime Clock - One Robbery Every 1 Hour, 16 Minutes

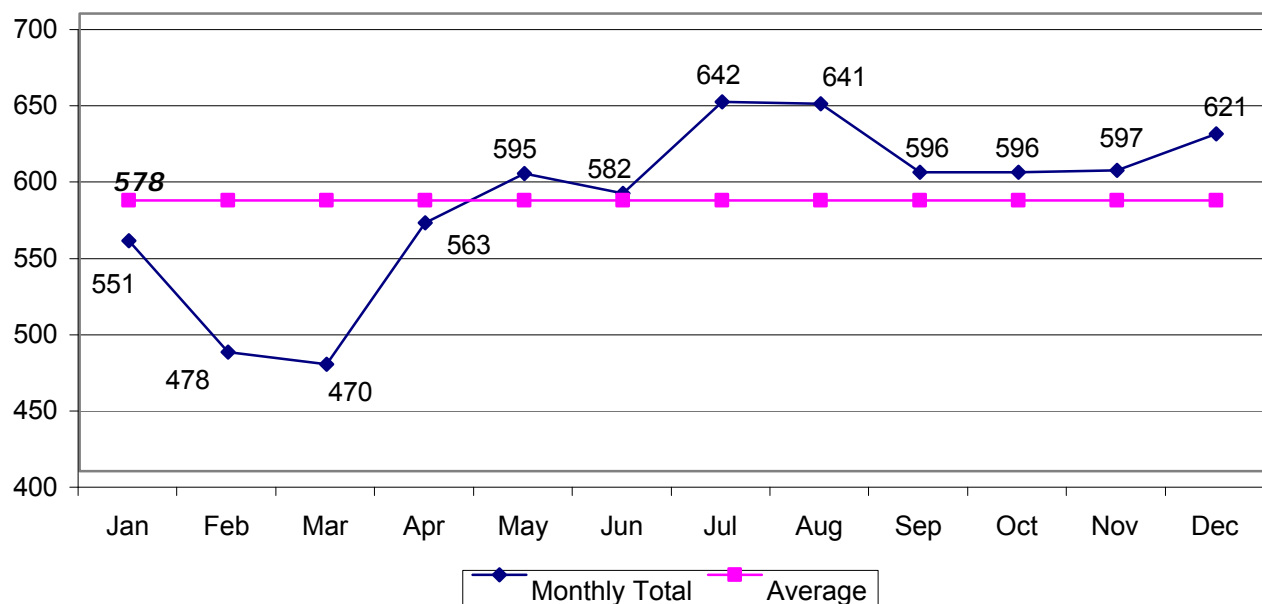
Robbery is defined by UCR as "the felonious and forcible taking of the property of another against his will by violence or by putting him in fear." All attempts to rob are included in the UCR report.

Robbery--NRS 200.380: "Robbery is the unlawful taking of personal property from the person of another, or in the presence, against his will, by means of force or violence or fear of injury, immediate or future, to his person or property, or the person or property of a member of his family, or of anyone in his company at the time of the robbery. A taking is by means of force or fear if used to: (a) Obtain or retain possession of the property; (b) Prevent or overcome resistance to the taking; or (c) Facilitate escape. The degree of force used is immaterial if it is used to compel acquiescence to the taking of or escaping with the property. A taking constitutes robbery whenever it appears that, although the taking was fully completed without the knowledge of the person from whom taken, such knowledge was prevented by the use of force or fear."

Trends

	Number Reported	% Change from Previous Year	Rate/1,000
2003	5,215	1.88%	2.27
2004	4,905	-5.94%	2.03
2005	4,709	-4.00%	1.80
2006	7,027	49.22%	2.68
2007	6,932	-1.35%	2.55

2007 Robbery Offenses by Month & Monthly Average



*The criminal statistics within this publication are only those criminal statistics reported to the Uniform Crime Reporting Program by the participating law enforcement agencies.

Robbery

Weapon Types, Persons Arrested, Offenses by Location

Weapon Types Used

TYPE	2003	2004	2005	2006	2007	5-year Total
Firearm	2,107	2,019	1,992	3,476	3,043	12,637
Knife	515	494	525	612	619	2,765
Other Weapon	410	398	422	483	604	2,317
Strong Arm	2,183	1,994	1,770	2,456	2,666	11,069
Total	5,215	4,905	4,709	7,027	6,932	28,788

Profile of Persons Arrested

AGE	2003	2004	2005	2006	2007	5-year Total
17 and Under	235	190	191	252	285	1,153
18-24	460	447	478	631	657	2,673
25-29	194	158	202	268	242	1,064
30-34	127	134	110	155	163	689
35-39	131	104	83	139	125	582
40 and Over	179	180	147	205	267	978
Total	1,326	1,213	1,211	1,650	1,739	7,139
Male	1,171	1,091	1,077	1,455	1,519	6,313
Female	155	155	134	195	220	859

Classification by Location and Number of Offenses

LOCATION	2003	2004	2005	2006	2007	5-year Total
Highway, Street, Alley, etc.	1,799	1,724	1,639	2,125	1,929	9,216
Commercial House	1,271	1,144	1,064	1,601	1,814	6,894
Gas/Service Station	53	42	43	93	92	323
Convenience Store	374	326	356	485	512	2,053
Residence	801	626	675	957	1,412	4,471
Bank/Lending Inst.	128	173	113	158	107	679
Miscellaneous	789	869	818	1,608	1,066	5,150
Total	5,215	4,904	4,708	7,027	6,932	28,786

*The criminal statistics within this publication are only those criminal statistics reported to the Uniform Crime Reporting Program by the participating law enforcement agencies.

Robbery Value of Property Stolen in Nevada

Classification by Location and Value of Property Stolen

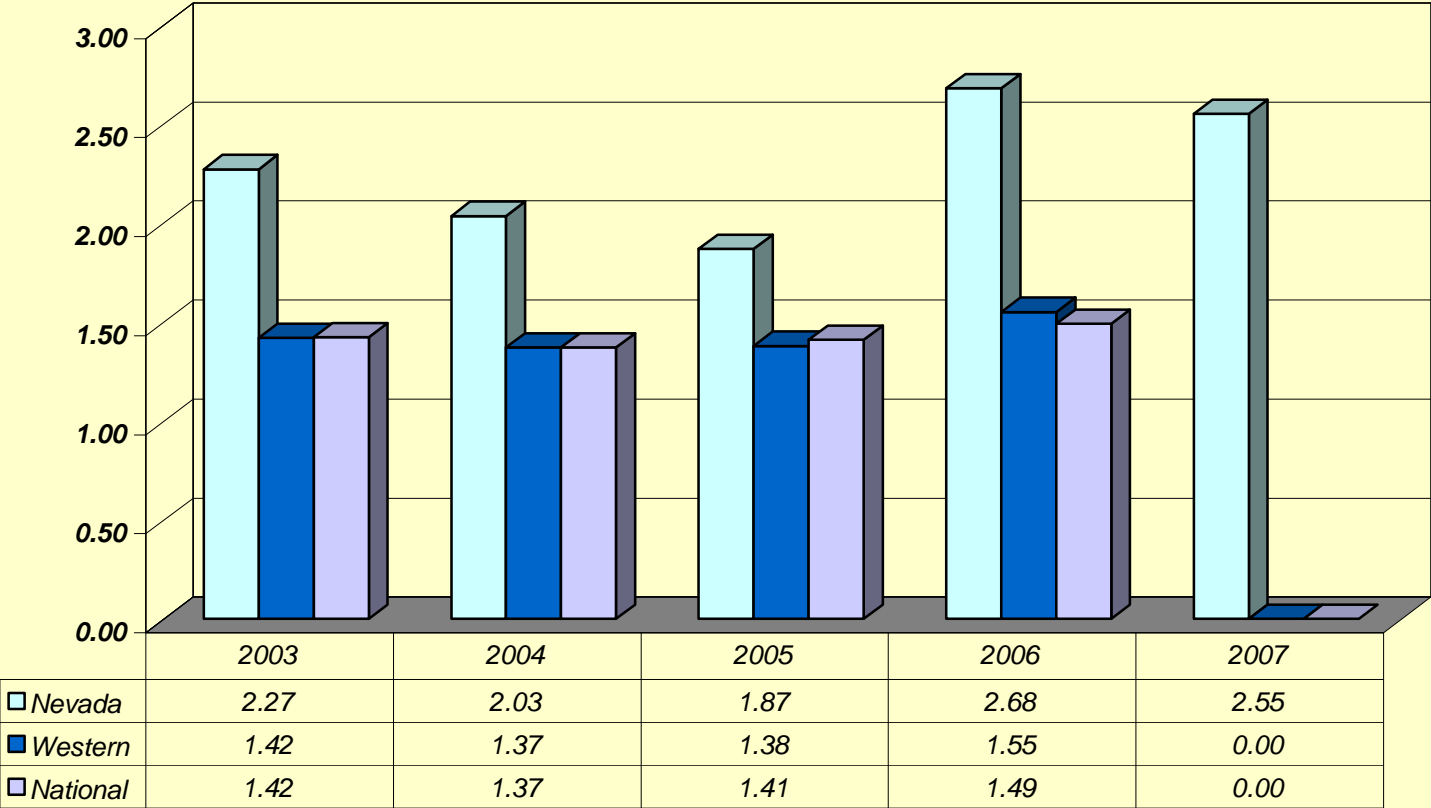
LOCATION	2003	2004	2005	2006	2007	5-year Total
Highway, Street, Alley, etc.	\$1,811,916	\$1,629,243	\$1,301,103	\$2,020,017	\$1,445,844	\$8,208,123
Commercial House	\$3,349,369	\$1,624,226	\$1,363,353	\$3,338,345	\$2,074,933	\$11,750,226
Gas/Service Station	\$30,598	\$67,314	\$28,040	\$58,219	\$66,351	\$250,522
Convenience Store	\$148,506	\$123,052	\$120,280	\$349,639	\$240,370	\$981,847
Residence	\$1,461,468	\$955,348	\$698,915	\$1,254,160	\$3,047,419	\$7,417,310
Bank/Lending Inst.	\$488,734	\$740,429	\$462,565	\$1,043,759	\$569,630	\$3,305,117
Miscellaneous	\$1,001,398	\$1,043,088	\$812,597	\$2,254,129	\$963,204	\$6,074,416
Total	\$8,291,990	\$6,182,700	\$4,786,853	\$10,318,268	\$8,407,751	\$37,987,562

Classification by Location and Value of Property Stolen

LOCATION	2003	2004	2005	2006	2007
Highway, Street, Alley, etc.	21.9%	26.4%	19.5%	17.2%	17.2%
Commercial House	40.4%	26.3%	32.1%	24.7%	24.7%
Gas/Service Station	0.4%	1.1%	0.6%	0.8%	0.8%
Convenience Store	1.8%	2.0%	3.4%	2.9%	2.9%
Residence	17.6%	15.5%	10.0%	36.2%	36.2%
Bank/Lending Inst.	5.9%	12.0%	10.7%	6.8%	6.8%
Miscellaneous	12.1%	16.9%	23.7%	11.5%	11.5%
Total	100.0%	100.0%	100.0%	100.0%	100.0%

*The criminal statistics within this publication are only those criminal statistics reported to the Uniform Crime Reporting Program by the participating law enforcement agencies.

Robbery Rates Nevada, Western States, National



*The criminal statistics within this publication are only those criminal statistics reported to the Uniform Crime Reporting Program by the participating law enforcement agencies.

Aggravated Assault



STATE SEMI-PRECIOUS GEMSTONE – TURQUOISE

Sometimes called the “jewel of the desert” Nevada turquoise is found in many parts of the state. Long used as jewelry among Native Americans, turquoise is a state symbol of Arizona and New Mexico.



AGGRAVATED ASSAULT

2007

Crime Clock - One Aggravated Assault Every 59 Minutes, 24 Seconds

An aggravated assault is an attempt or offer, with unlawful force or violence, to do physical injury to another. This type of assault is usually accompanied by the use of a weapon or other means likely to produce death or serious bodily injury. Attempts are included since it is not necessary that an injury result when a gun, knife, or other weapon is used which could and probably would result in serious personal injury if the crime is successfully completed. Assaults with personal weapons (hands, fists, feet) are scored as aggravated if there is personal injury requiring more than simple first-aid treatment.

Assault--NRS 200.471: (1) "...means an unlawful attempt, coupled with a present ability, to commit a violent injury on the person of another...(2) (b)...use of a deadly weapon, or the present ability to use a deadly weapon..."

Battery--NRS 200.481: (1) (a) "...means any willful and unlawful use of force or violence upon the person of another."

Not included in this class are simple (non-aggravated) assaults. Simple assaults are non-index offenses, although a record is kept of these assaults on the "Offenses Known to Police" form. During 2007, there were 39,185 simple assaults reported in Nevada, with a clearance rate of 50.92%.

There were 11,039 aggravated assault offenses reported to enforcement in 2007. The range went from 754 in December to 1,079 in March.

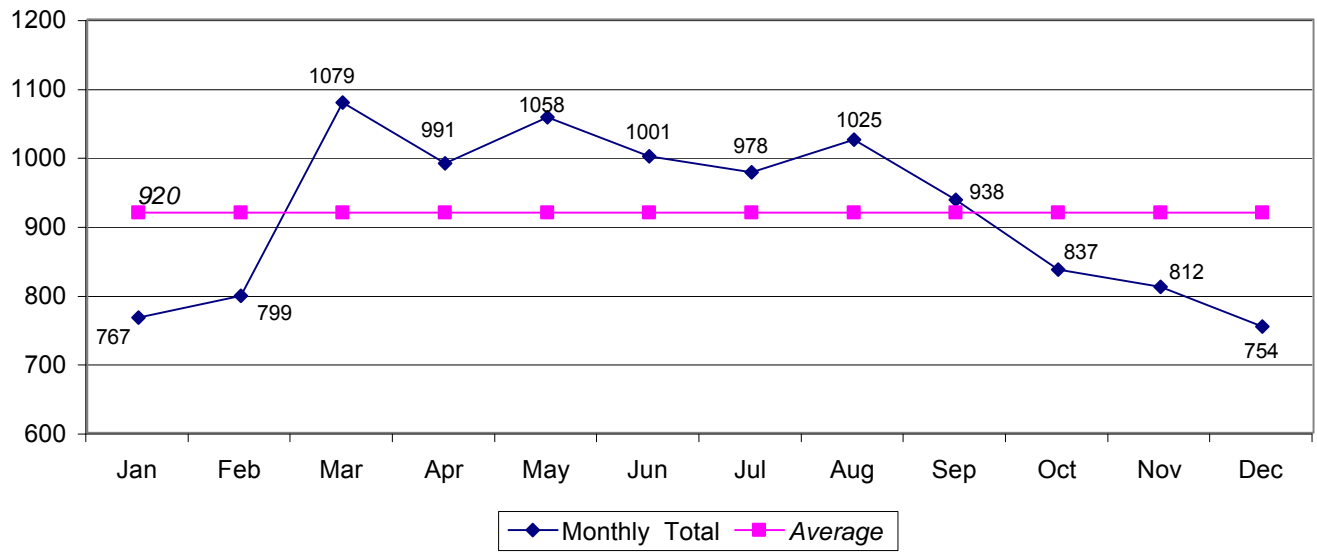
In 2007, Nevada law enforcement cleared 5,116 aggravated assaults (46.34%).

Trends

	Number Reported	% Change from Previous Year	Rate/1,000
2003	7,528	-1.39%	3.28
2004	8,348	10.89%	3.46
2005	8,727	4.54%	3.46
2006	10,178	16.63%	3.88
2007	11,039	8.46%	4.06

*The criminal statistics within this publication are only those criminal statistics reported to the Uniform Crime Reporting Program by the participating law enforcement agencies.

2007 Assault Offenses by Month & Monthly Average



Weapon Types Used

TYPE	2003	2004	2005	2006	2007	5-year Total
Firearm	1,593	1,652	1,776	2,089	2,237	9,347
Knife	1,665	1,828	1,869	1,864	2,036	9,262
Other Weapon	2,987	3,728	3,684	4,557	5,036	19,992
Strong Arm	1,283	1,140	1,398	1,668	1,730	7,219
Total	7,528	8,348	8,727	10,178	11,039	45,820

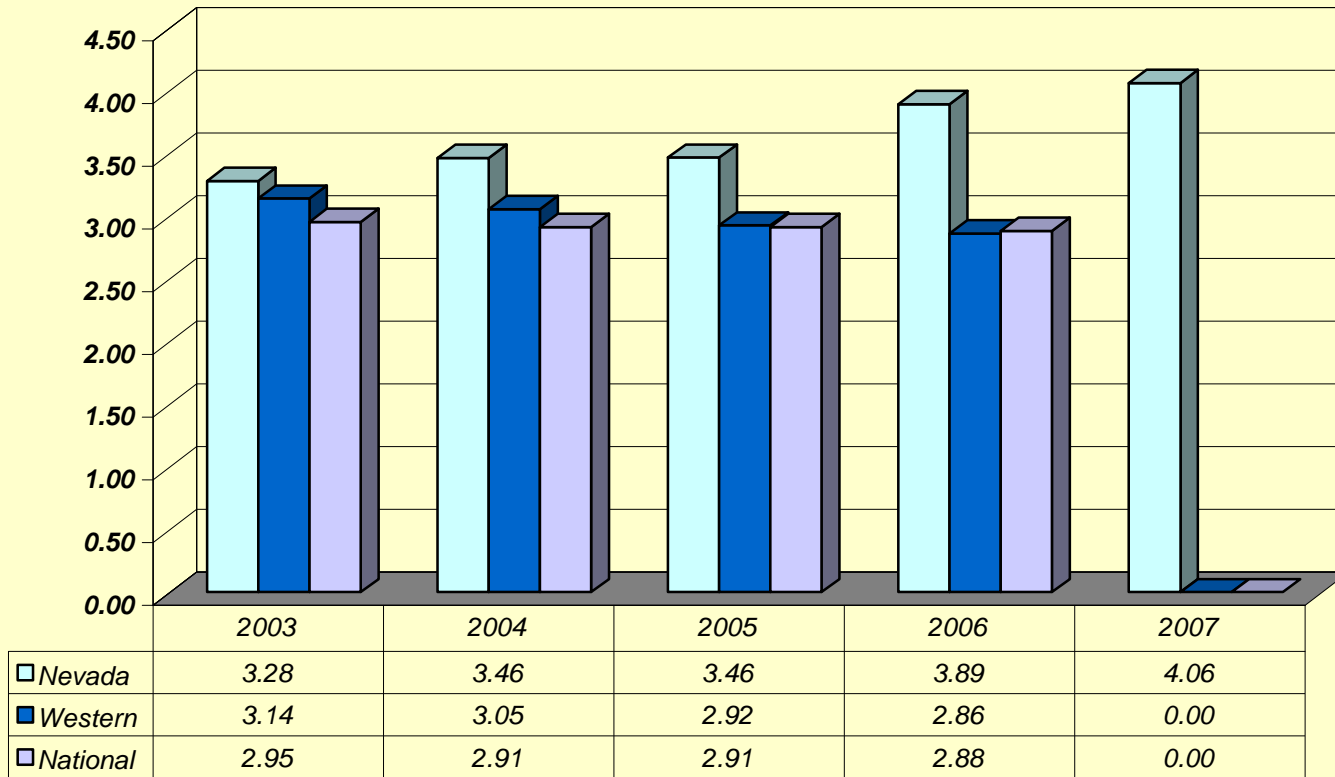
Profile of Persons Arrested

AGE	2003	2004	2005	2006	2007	5-year Total
17 and Under	351	492	291	306	340	1,780
18-24	552	933	693	684	870	3,732
25-29	314	499	414	468	569	2,264
30-34	314	491	316	324	406	1,851
35-39	281	458	280	321	406	1,746
40 and Over	524	999	713	733	973	3,942
Total	2,336	3,872	2,707	2,836	3,564	15,315

Male	1,889	3,009	2,219	2,318	2,824	12,259
Female	447	863	488	518	740	3,056


*The criminal statistics within this publication are only those criminal statistics reported to the Uniform Crime Reporting Program by the participating law enforcement agencies.

Aggravated Assault Rates Nevada, Western States, National



*The criminal statistics within this publication are only those criminal statistics reported to the Uniform Crime Reporting Program by the participating law enforcement agencies.

Burglary



STATE PRECIOUS GEMSTONE – BLACK FIRE OPAL

Among the many gemstones found in Nevada, the Virgin Valley Black Fire Opal is one of the most beautiful. The Virgin Valley in Northern Nevada is the only place in North America where Black Fire Opal is found in any significant quantity.



BURGLARY

2007

Crime Clock - One Burglary Every 21 Minutes, 10 Seconds

Burglary, also known as breaking and entering, is "...the unlawful entry or attempted forcible entry of any structure to commit a felony or larceny."

Burglary--NRS 205.060: (1) "Every person who, by day or night, enters any house, room, apartment, tenement, shop, warehouse, store, mill, barn, stable, outhouse, or other building, tent, vessel, vehicle, vehicle trailer, semi-trailer or house trailer, airplane, glider, boat or railroad car, with intent to commit grand or petit larceny, assault or battery on any person or any felony, is guilty of burglary."

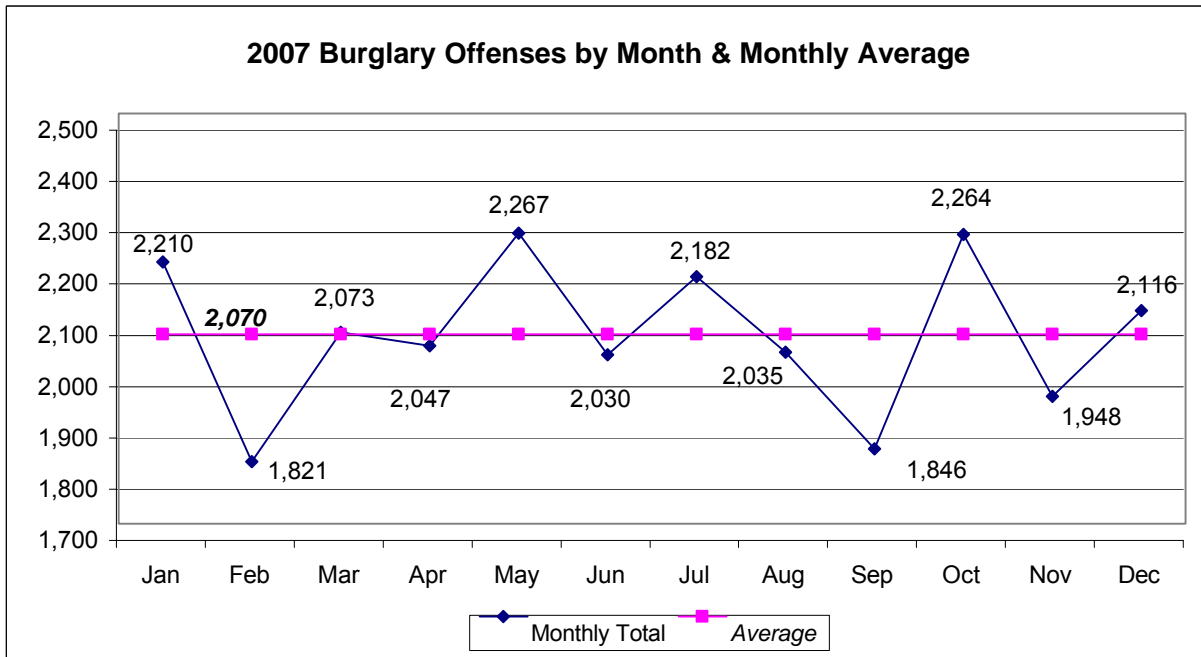
Incidents of burglary occurred most frequently during the months of May (2,267), and October (2,264). Their cumulative number of 4,531 represented 18.24% of the annual total.

Of the 24,839 burglaries reported to law enforcement in Nevada in 2007, 2,278 (9.17%) were cleared.

Nevada's burglary rate per 1,000 population in 2007 was 9.14 . The highest recorded rate for the past ten years was in 1997 at 12.38 per 1,000.

Trends

	Number Reported	% Change from Previous Year	Rate/1,000
2003	21,962	15.9%	9.56
2004	23,137	5.4%	9.60
2005	23,458	1.4%	9.31
2007	24,819	5.8%	9.31
2007	24,839	0.1%	9.14



*The criminal statistics within this publication are only those criminal statistics reported to the Uniform Crime Reporting Program by the participating law enforcement agencies.

Profile of Persons Arrested

AGE	2003	2004	2005	2006	2007	5-year Total
17 and Under	847	640	691	641	700	3,519
18-24	1,494	1,431	1,356	826	902	6,009
25-29	739	732	789	390	357	3,007
30-34	663	692	595	291	274	2,515
35-39	583	588	573	283	257	2,284
40 and Over	903	880	901	526	482	3,692
Total	5,229	4,963	4,905	2,957	2,972	21,026
Male	3,971	3,814	3,712	2,340	2,343	16,180
Female	1,258	1,149	1,193	617	629	4,846

Type of Entry

TYPE	2003	2004	2005	2006	2007	5-year Total
Forcible Entry	12,788	12,979	13,807	15,571	15,538	70,683
Unlawful Entry-No Force	8,369	9,031	8,586	7,662	7,568	41,216
Attempted Forcible Entry	805	1,127	1,065	1,586	1,733	6,316
Total	21,962	23,137	23,458	24,819	24,839	118,215

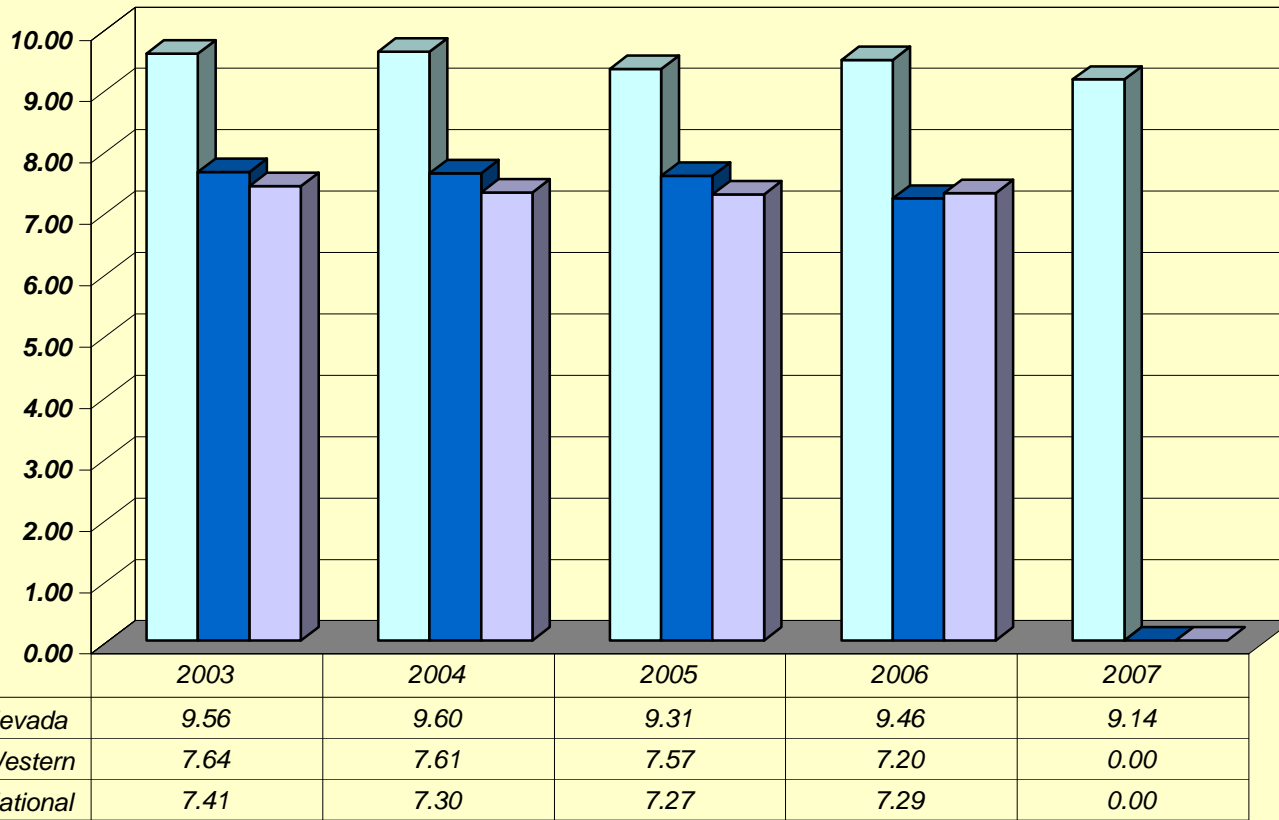
*The criminal statistics within this publication are only those criminal statistics reported to the Uniform Crime Reporting Program by the participating law enforcement agencies.

Burglary Offenses and Value by Time of Day

Residence	2003		2004		2005		2006		2007	
6 pm - 6 am	1,986	\$5,728,326	2,185	\$4,709,862	2,276	\$6,752,672	2,451	\$6,389,659	2,414	\$6,712,400
6 am - 6 pm	3,597	\$11,010,861	3,968	\$11,022,087	4,299	\$12,317,730	5,104	\$17,925,845	5,305	\$20,406,012
Unknown	8,672	\$28,448,332	8,534	\$28,055,970	8,753	\$22,776,357	9,405	\$26,528,145	9,102	\$29,994,019
Subtotal	14,255	\$45,187,518	14,687	\$43,787,919	15,328	\$41,846,759	16,960	\$50,843,650	16,821	\$57,112,431
Non Residence										
6 pm - 6 am	1,660	\$3,439,465	1,842	\$2,742,999	1,903	\$3,371,640	1,837	\$5,400,344	1,887	\$4,054,477
6 am - 6 pm	919	\$1,069,930	967	\$2,063,664	959	\$2,204,817	1,089	\$2,684,218	1,192	\$2,259,899
Unknown	5,128	\$21,046,282	5,641	\$22,012,742	5,263	\$15,183,349	4,933	\$16,320,881	4,939	\$17,675,972
Subtotal	7,707	\$25,555,677	8,450	\$26,819,405	8,125	\$20,759,806	7,859	\$24,405,443	8,018	\$23,990,347
Grand Total	21,962	\$70,743,195	23,137	\$70,607,324	23,453	\$62,606,565	24,819	\$75,249,092	24,839	\$81,102,778


*The criminal statistics within this publication are only those criminal statistics reported to the Uniform Crime Reporting Program by the participating law enforcement agencies.

Burglary Rates Nevada, Western States, National



*The criminal statistics within this publication are only those criminal statistics reported to the Uniform Crime Reporting Program by the participating law enforcement agencies.

Larceny – Theft



STATE ANIMAL – DESERT BIGHORN SHEEP

The Desert Bighorn Sheep is smaller than its Rocky Mountain cousin, but has a wider spread of horns. The bighorn is well suited for Nevada's mountainous desert country because it can survive long periods without water. The large rams stand about 4 ½ feet tall and can weigh as much as 175 pounds.

LARCENY-THEFT

2007

Crime Clock - One Larceny Every 10 Minutes, 34 Seconds

Larceny is the unlawful taking of the property of another with the intent to deprive him of ownership.

Theft--NRS 205.0832: "A person commits theft if, without lawful authority, he knowingly:

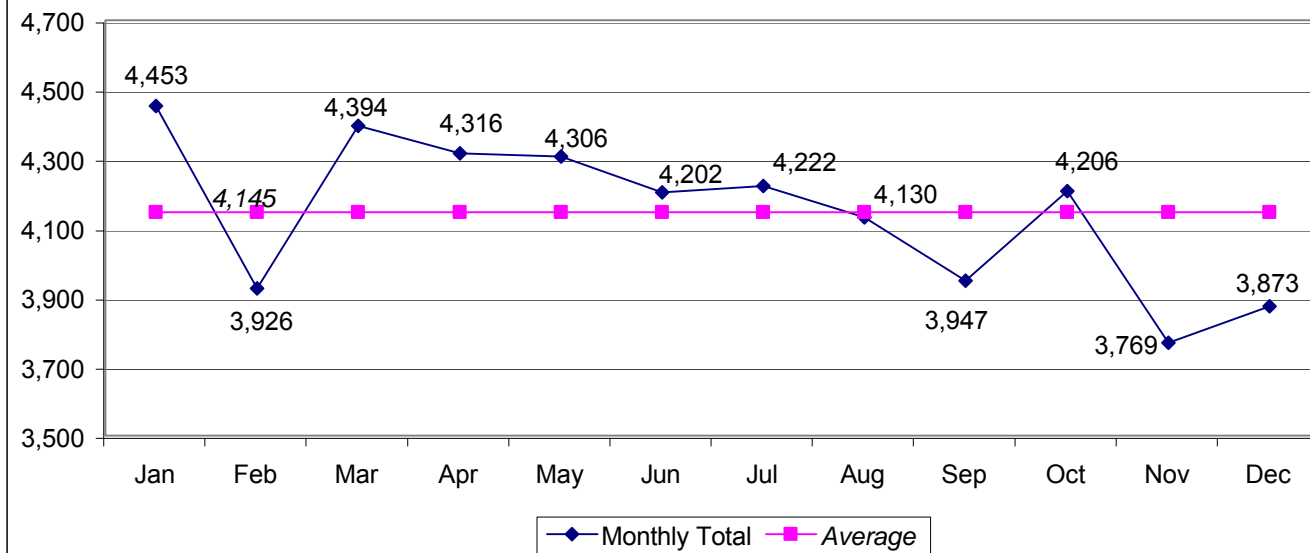
- (1) Controls any property of another person with the intent to deprive that person of the property.
- (2) Converts, makes an unauthorized transfer of an interest in, or without authorization controls any property of another person, or uses the services or property of another person entrusted to him or placed in his possession for a limited, authorized period of determined or prescribed duration or for a limited use.
- (3) Obtains real or personal property or the services of another person by a material misrepresentation with intent to deprive that person of the property or services. As used in this subsection, "material misrepresentation" means the use of any pretense, or the making of any promise, representation or statement of present, past or future fact which is fraudulent and which, when used or made, is instrumental in causing the wrongful control or transfer of property or services. The pretense may be verbal or it may be a physical
- (4) Comes into control of lost, mislaid or misdelivered property of another person under circumstances providing means of inquiry as to the true owner and appropriates that property to his own use or that of another person without reasonable efforts to notify the true owner.
- (5) Controls property of another person knowing or having reason to know that the property was stolen.
- (6) Obtains services which he knows are available only for compensation without paying or agreeing to pay compensation or diverts the services of another person to his own benefit or that of another person without lawful authority to do so.
- (7) Takes, destroys, conceals or disposes of property in which another person has a security interest, with intent to defraud that person.
- (8) Commits any act that is declared to be theft by a specific statute.
- (9) Draws or passes a check, and in exchange obtains property or services, if he knows that the check will not be paid when presented."

Trends

	Number Reported	% Change from Previous Year	Rate/1,000
2003	53,325	12.4%	23.22
2004	52,437	-1.7%	21.75
2005	51,983	-0.9%	19.82
2006	50,258	-3.3%	18.49
2007	49,744	-1.0%	18.30

*The criminal statistics within this publication are only those criminal statistics reported to the Uniform Crime Reporting Program by the participating law enforcement agencies.

2007 Larceny Offenses by Month & Monthly Average



Profile of Persons Arrested

AGE	2003	2004	2005	2006	2007	5-year Total
17 and Under	3,177	3,514	2,887	2,422	2,696	14,696
18-24	2,666	2,711	2,706	2,245	2,690	13,018
25-29	1,094	1,194	1,241	1,156	1,195	5,880
30-34	1,191	1,176	1,012	919	885	5,183
35-39	1,187	1,178	1,148	959	988	5,460
40 and Over	2,836	2,800	2,823	2,359	2,394	13,212
Total	12,151	12,573	11,817	10,060	10,848	57,449
Male	8,068	8,110	7,556	6,688	6,978	37,400
Female	4,083	4,463	4,261	3,372	3,870	20,049

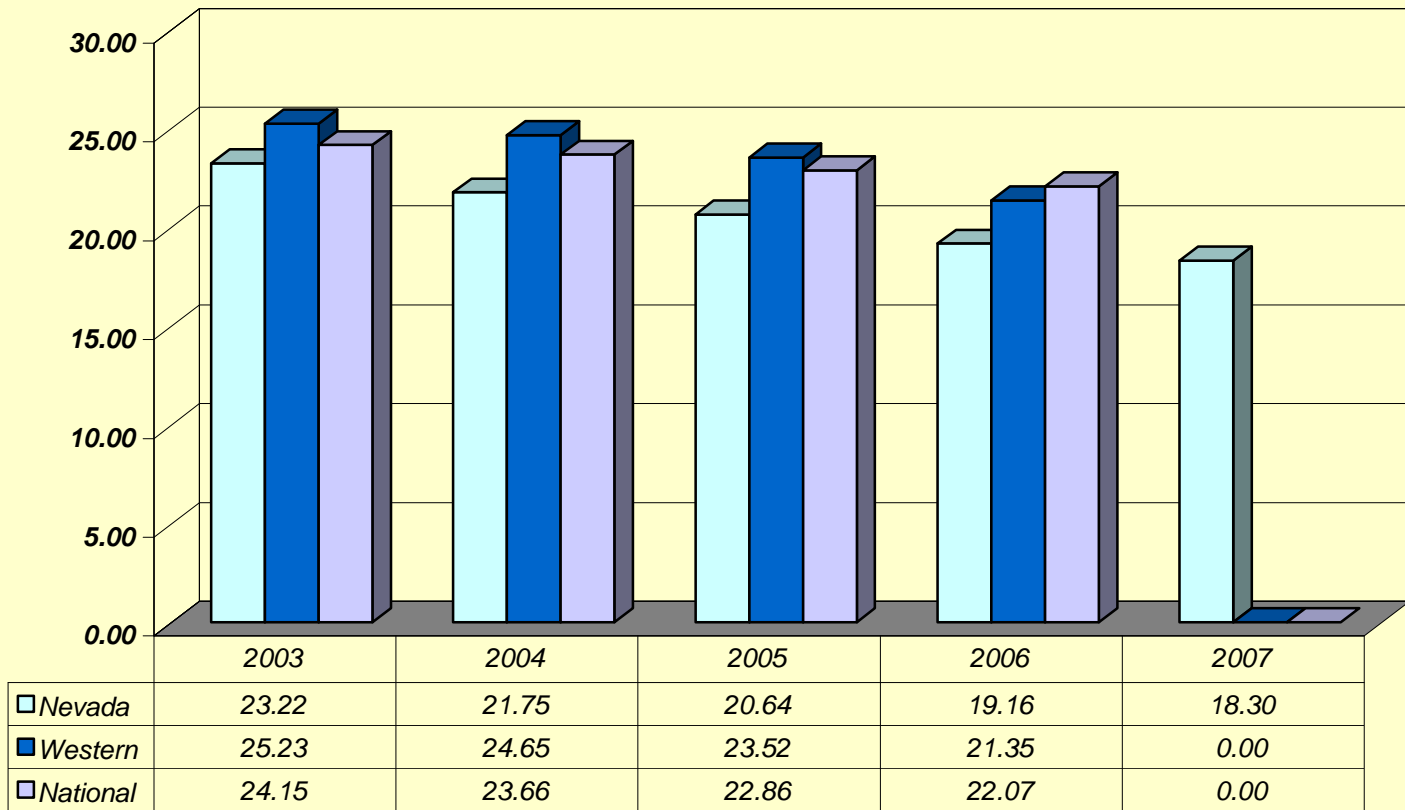
*The criminal statistics within this publication are only those criminal statistics reported to the Uniform Crime Reporting Program by the participating law enforcement agencies.

Larceny Offenses and Value by Classification

	2003		2004		2005		2006		2007	
Pocket-Picking	311	\$250,520	350	\$213,432	307	\$136,893	392	\$179,239	347	\$236,953
Purse-Snatching	553	\$1,017,290	600	\$492,965	484	\$308,403	507	\$224,459	565	\$276,768
Shoplifting	4,366	\$1,090,449	4,419	\$1,133,234	4,890	\$724,369	3,959	\$1,682,006	5,545	\$1,458,982
From Motor Vehicles	11,309	\$9,323,693	10,728	\$9,268,837	10,876	\$8,723,616	11,837	\$10,297,367	10,559	\$10,322,420
MV Parts & Accessories	6,241	\$8,946,038	6,863	\$10,671,526	6,970	\$11,190,173	7,168	\$12,173,396	4,039	\$5,270,559
Bicycles	1,011	\$311,009	741	\$243,849	773	\$334,694	675	\$309,860	612	\$225,179
From Buildings	20,104	\$27,115,019	21,453	\$25,869,714	20,385	\$30,649,977	18,536	\$30,688,914	18,347	\$29,940,673
From Coin-Op Machines	192	\$250,289	229	\$264,810	168	\$41,703	172	\$85,793	185	\$86,445
All Other	9,238	\$18,366,124	6,988	\$13,437,961	7,130	\$38,591,787	7,012	\$19,337,671	9,545	\$26,950,363
Total	53,325	\$66,670,432	52,371	\$61,596,328	51,983	\$90,701,615	50,258	\$74,978,704	49,744	\$74,768,342

*The criminal statistics within this publication are only those criminal statistics reported to the Uniform Crime Reporting Program by the participating law enforcement agencies.

Larceny Rates Nevada, Western States, National



*The criminal statistics within this publication are only those criminal statistics reported to the Uniform Crime Reporting Program by the participating law enforcement agencies.

Motor Vehicle Theft



STATE ARTIFACT – TULE DUCK DECOY

The decoy was created almost 2000 years ago. Discovered by archeologists in 1924 during an excavation at Lovelock Cave, the decoys are formed of bulrush (tule) stems, bound together and shaped to resemble canvasback ducks.

MOTOR VEHICLE THEFT

2007

Crime Clock 1 Motor Vehicle Theft Every 23 Minutes, 32 Seconds

Uniform Crime Reporting defines motor vehicle theft as the larceny or attempted larceny of a motor vehicle, including "joy riding." Excluded from this class is a reported offense where there is lawful access to the vehicle, such as a family situation or unauthorized use by others with lawful access, such as with employees.

Motor vehicles are defined by UCR as self-propelled vehicles that run on the surface of the land and not on rails, such as automobiles, trucks, buses, motorcycles, motor scooters, snowmobiles, ATV's, etc. Not included are farm equipment, construction equipment, airplanes, motorboats.

Motor Vehicle Theft--NRS 205.2715: "(1) Every person who takes and carries away or drives away the vehicle of another without the intent to permanently deprive the owner thereof but without the consent of the owner of such vehicles is guilty of a gross misdemeanor. (2) Every person who is in possession of a vehicle without the consent of the owner of such vehicle may reasonably be inferred to have taken and carried away or driven away the vehicle."

Motor vehicle thefts occurred most frequently during the months of April (2,017) and August (2,083). These months collectively accounted for 18.41% (4,100) of 2007's total motor vehicle theft offenses.

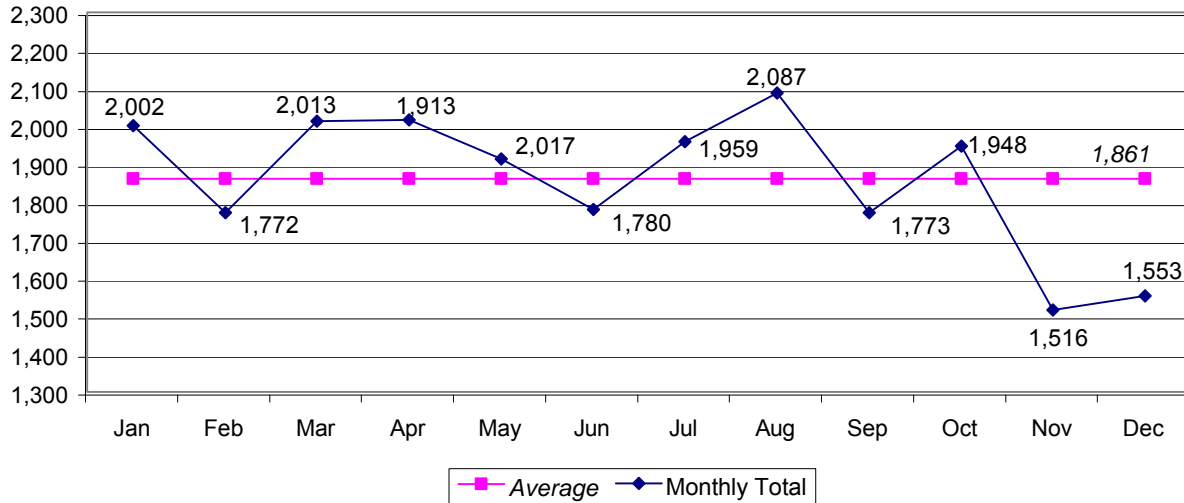
Law enforcement cleared 2,171 (9.72%) of all motor vehicle thefts in Nevada in 2007.

Trends

	Number Reported	% Change from Previous Year	Rate/1,000
2003	20,849	19.2%	9.08
2004	22,636	8.6%	9.39
2005	26,934	19.0%	10.69
2006	26,962	0.1%	10.28
2007	22,333	-17.2%	8.22

*The criminal statistics within this publication are only those criminal statistics reported to the Uniform Crime Reporting Program by the participating law enforcement agencies.

2007 Motor Vehicle Theft Offenses by Month & Monthly Average



Profile of Persons Arrested

AGE	2003	2004	2005	2006	2007	5-year Total
17 and Under	455	314	270	193	206	1,438
18-24	714	772	722	702	634	3,544
25-29	295	309	367	407	374	1,752
30-34	247	239	264	269	222	1,241
35-39	187	198	203	212	168	968
40 and Over	192	213	236	302	249	1,192
Total	2,090	2,045	2,062	2,085	1,853	10,135
Male	1,730	1,698	1,684	1,711	1,523	8,346
Female	360	347	378	378	378	1,841

*The criminal statistics within this publication are only those criminal statistics reported to the Uniform Crime Reporting Program by the participating law enforcement agencies.

Type of Vehicle

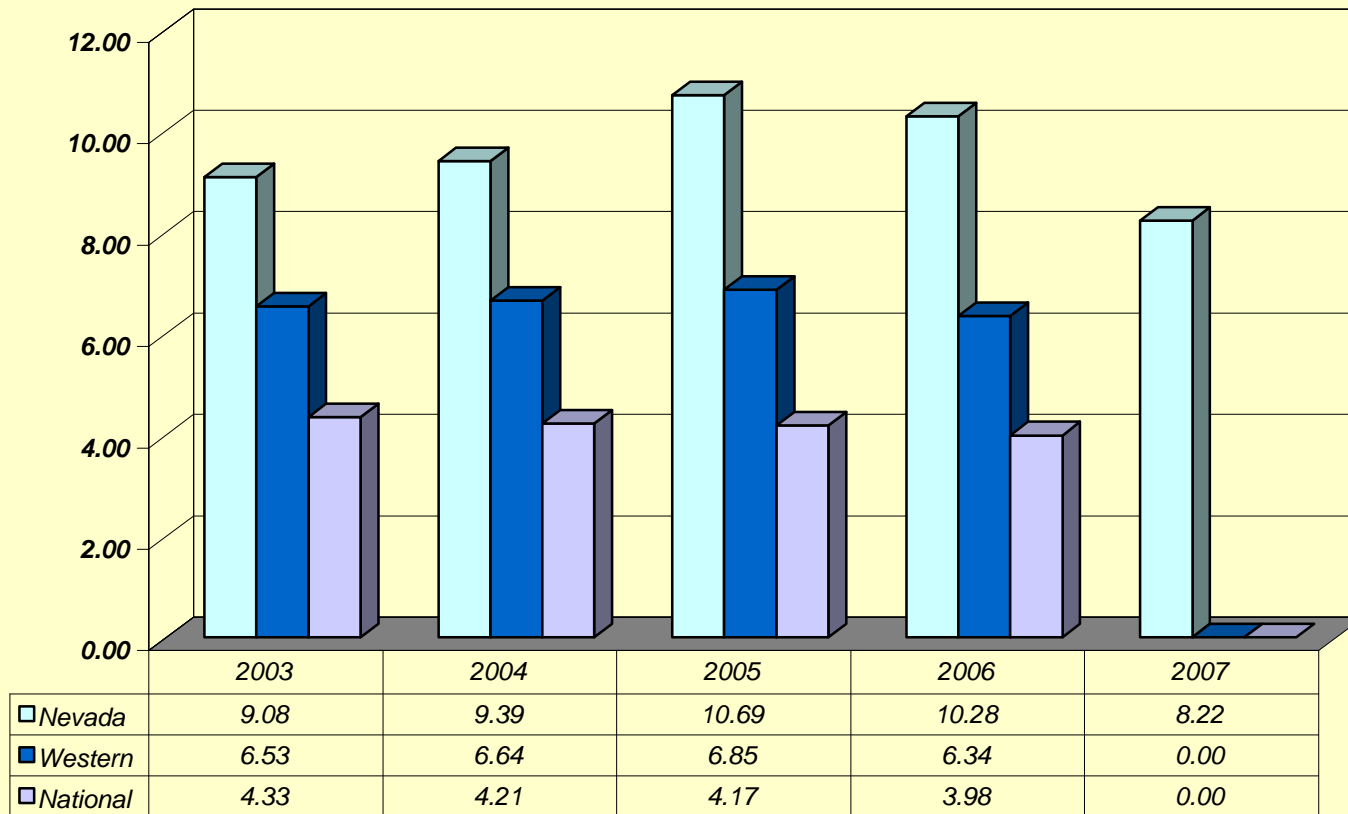
	2003	2004	2005	2006	2007	5-year Total
Automobile	15,106	15,439	18,382	17,783	15,117	81,827
Truck/Bus	4,597	5,764	6,882	7,298	6,276	30,817
Other Vehicle	1,146	1,434	1,669	1,862	940	7,051
Grand Total	20,849	22,636	26,934	26,962	22,333	119,714

Locally Stolen Motor Vehicles Recovered

	2003	2004	2005	2006	2007	5-year Total
Stolen and Recovered Locally	16,467	18,327	23,546	24,773	16,193	99,306
Stolen Locally - Recovered by Other Jurisdiction	3,566	3,702	4,068	4,394	3,465	19,195
Total	20,033	22,033	27,614	29,167	19,658	118,505
Stolen in Other Jurisdiction - Recovered Locally	2,458	3,180	3,729	3,833	3,435	16,635

*The criminal statistics within this publication are only those criminal statistics reported to the Uniform Crime Reporting Program by the participating law enforcement agencies.

Motor Vehicle Thefts Nevada, Western States, National



*The criminal statistics within this publication are only those criminal statistics reported to the Uniform Crime Reporting Program by the participating law enforcement agencies.

Arson

Home Means Nevada

Written & Music by Bertha Raffetto

Way out in the land of the setting sun,
Where the wind blows wild and free,
There's a lovely spot, just the only one
That means home sweet home to me.
If you follow the old Kit Carson trail,
Until desert meets the hills,
Oh you certainly will agree with me,
It's the place of a thousand thrills.



Home means Nevada
Home means the hills,
Home means the sage and the pine.
Out by the Truckee, silvery rills,
Out where the sun always shines,
Here is the land which I love the best,
Fairer than all I can see.
Deep in the heart of the golden west
Home means Nevada to me.

Whenever the sun at the close of day,
Colors all the western sky,
Oh my heart returns to the desert grey
And the mountains tow'ring high.
Where the moon beams play in shadowed glen,
With the spotted fawn and doe,
All the live long night until morning light,
Is the loveliest place I know.

Home means Nevada
Home means the hills,
Home means the sage and the pines.
Out by the Truckee's silvery rills,
Out where the sun always shines,
There is the land that I love the best,
Fairer than all I can see.
Home means Nevada to me.



STATE SONG – HOME MEANS NEVADA TO ME

In 1993, the Legislature adopted "Home Means Nevada to Me" as the official state song. Mrs. Bertha Raffetto of Reno wrote the song to honor the State.



ARSON

2007

Crime Clock - One Arson Every 13 Hours, 43 Minutes

Arson--NRS 205.005: "Any person shall be deemed to have set fire to a building, structure or any property mentioned in NRS 205.010 to 205.030, inclusive, whenever any part thereof or anything therein shall be scorched, charred or burned."

Nationally, 65,939 arsons were reported by 13,943 agencies in 2006. A 2.1% increase from 2005. The national overall rate of arson per 1000 population was .27. Nationally, the average dollar loss for property damage or destroyed in reported arsons was \$13,325. Arsons involving structures (residential, storage, public, etc) accounted for 42.3% of the total number of arsons reported Nationally.

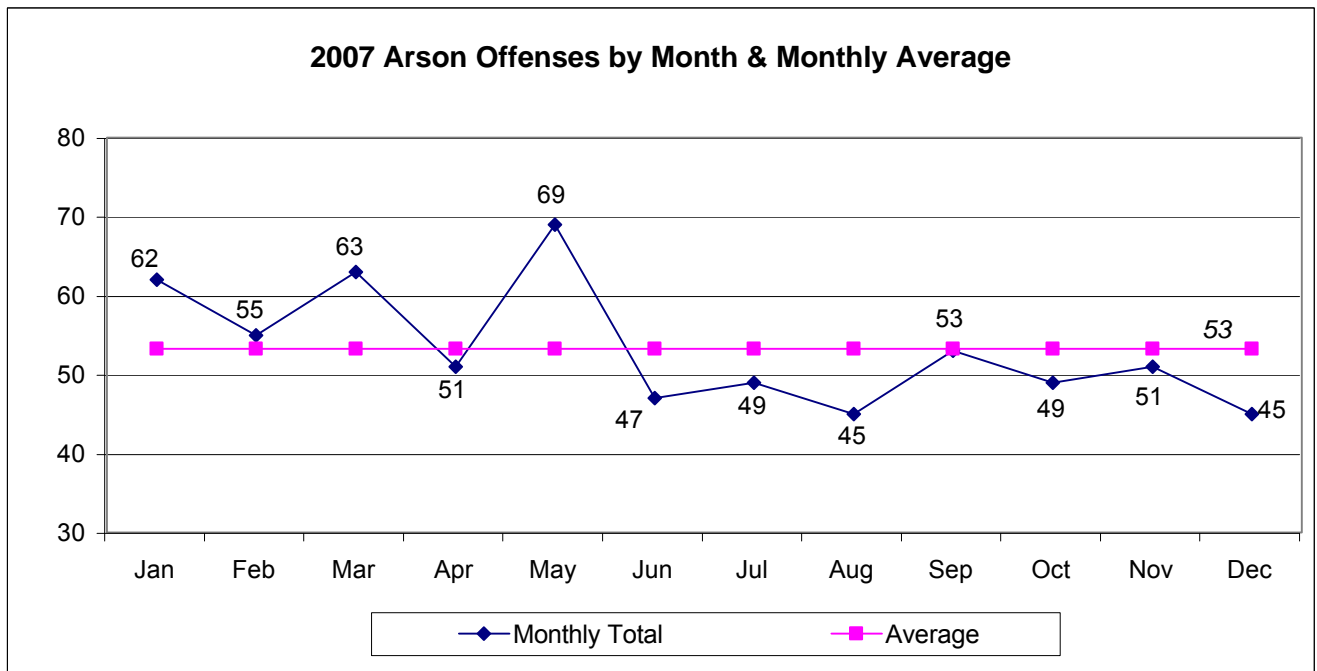
There were 639 arsons reported in Nevada in 2007, compared to 801 reported in 2006. Nevada's arson rate was .24 per 1,000 population. The average dollar loss for property damaged or destroyed in reported arsons was \$46,907. Arsons involving structures accounted for 91.88% of the dollar value loss and 44.76% of the number of arsons reported.

In 2007, arson offenses in Nevada occurred most frequently during the months of March (63), and May (67). These months represented 20.34% of the year's total. Law enforcement cleared 97 (15.18%) of reported arson offenses in 2007.

Trends

	Number Reported	% Change from Previous Year	Rate/1,000
2003	573	-9.0%	0.25
2004	692	20.8%	0.29
2005	777	12.3%	0.31
2006	801	3.1%	0.31
2007	639	-20.2%	0.24

*The criminal statistics within this publication are only those criminal statistics reported to the Uniform Crime Reporting Program by the participating law enforcement agencies.



Profile of Persons Arrested

AGE	2003	2004	2005	2006	2007	5-year Total
17 and Under	72	117	93	107	66	455
18-24	13	24	16	18	18	89
25-29	5	8	2	5	9	29
30-34	5	5	6	7	9	32
35-39	6	5	4	9	12	36
40 and Over	6	10	26	11	26	79
Total	107	169	147	157	140	720
Male	85	136	114	125	113	573
Female	22	33	33	32	27	147

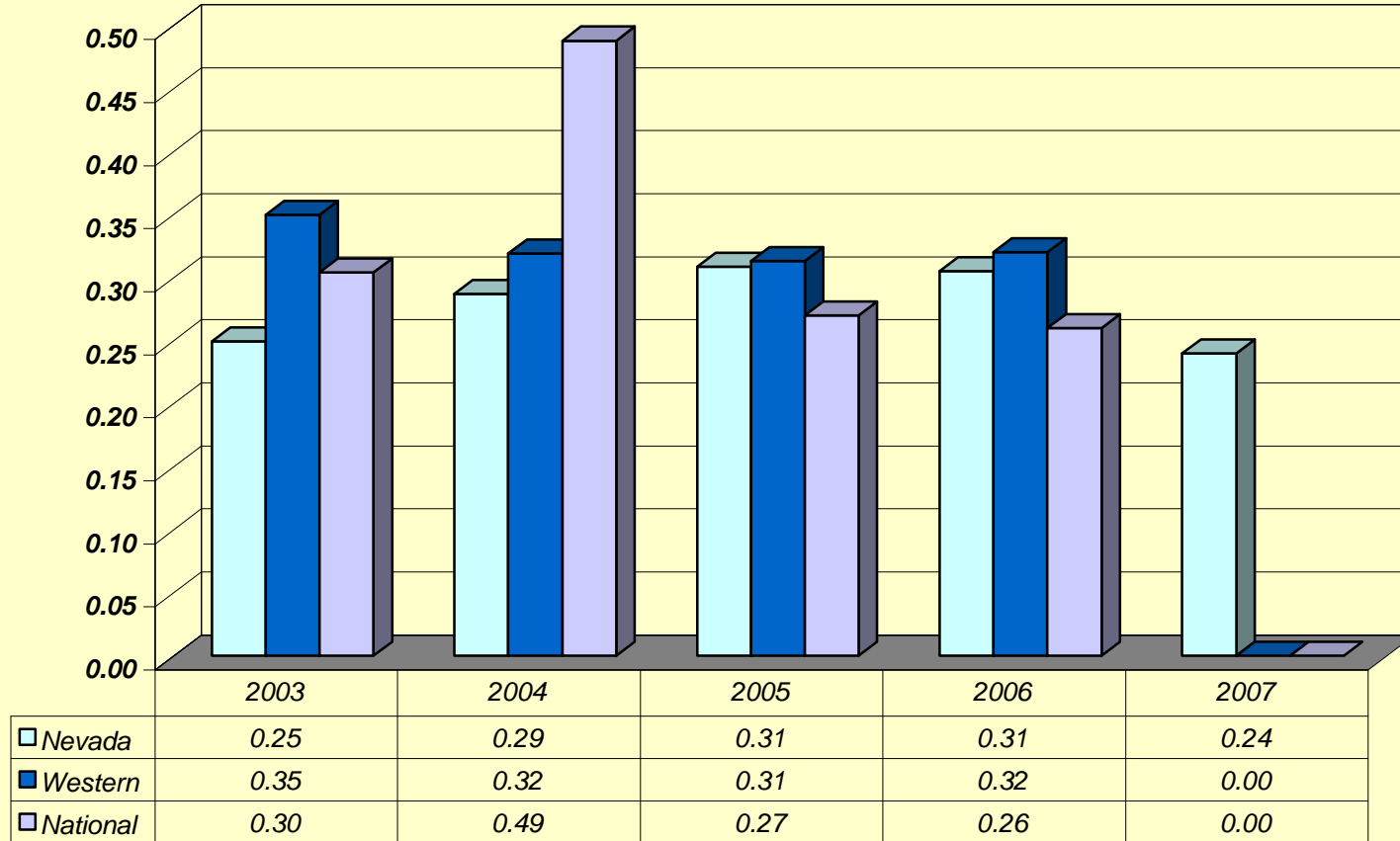
*The criminal statistics within this publication are only those criminal statistics reported to the Uniform Crime Reporting Program by the participating law enforcement agencies.

Arson Offenses by Property Type and Estimated Value

	2003		2004		2005		2006		2007	
	# of offenses	Value of loss	# of offenses	Value of loss	# of offenses	Value of loss	# of offenses	Value of loss	# of offenses	Value of loss
Structural										
Residential	103	\$2,276,976	105	\$1,618,976	149	\$1,570,765	144	\$4,455,873	167	\$4,316,477
Non-Residential	82	\$17,862,508	109	\$1,001,391	117	\$16,490,522	136	\$4,931,999	119	\$23,224,030
Mobile										
Cars, Trailers, Boats, etc...	266	\$2,004,060	348	\$2,535,206	389	\$2,807,765	368	\$2,891,488	244	\$2,105,324
All Other										
Crops, Fields, Signs, etc...	122	\$133,043	130	\$307,275	122	\$37,471	153	\$459,560	109	\$328,028
Total	573	\$22,276,587	692	\$5,462,848	777	\$20,906,523	801	\$12,738,920	639	\$29,973,859

*The criminal statistics within this publication are only those criminal statistics reported to the Uniform Crime Reporting Program by the participating law enforcement agencies.


Arson Rates - Nevada, Western States, National



*The criminal statistics within this publication are only those criminal statistics reported to the Uniform Crime Reporting Program by the participating law enforcement agencies.

** Western States information not available

Clearance Rates



STATE FISH – LAHONTAN CUTTHROAT TROUT

The Lahontan Cutthroat Trout, is a native trout found in 14 of the state's 17 counties, is adapted to habitats ranging from high mountain creeks and alpine lakes , to warm, intermittent lowland streams and alkaline lakes where no other trout can live.



CLEARANCE RATES

2007

For Uniform Crime Reporting purposes, a crime index offense is cleared when a law enforcement agency has identified the offender, there is enough evidence to charge him and he is actually taken into custody. The arrest of one person can clear several crimes, or several persons may be arrested in the process of clearing one crime.

Crime solutions are also recorded in exceptional circumstances when some elements beyond law enforcement control preclude formal charges against the offender. An offense may be exceptionally cleared when it falls into one of the following categories:

1. The offender commits suicide.
2. A double murder occurs (two persons kill each other).
3. The offender dies after making a confession (dying declaration).
4. The offender is killed by law enforcement officers.
5. The offender confesses to committing a crime while already in custody for another crime or serving a sentence for another crime.
6. The offender is prosecuted in another city for a different crime or the same crime by federal, state or local authorities, and the other jurisdiction refuses to release the order.
7. Another jurisdiction refuses to extradite the offender.
8. The victim of a crime refuses to cooperate in the prosecution.
9. The offender is prosecuted for a less serious charge than the one for which he was arrested.
10. The offender is a juvenile who is handled by a verbal or written notice to the parents in instances involving minor offenses such as petit or simple larceny.

During 2007, 18.4% of reported index crimes in Nevada were cleared, either by arrest or exceptional means. The percentage of violent crimes cleared in Nevada in 2007 was 36.4% compared to the national 2006 figure of 44.3%. Nevada's property crime clearances were 14.9% compared to the national 2006 level of 15.8% (arson with 18.0% is included separately in the national clearance percentage).

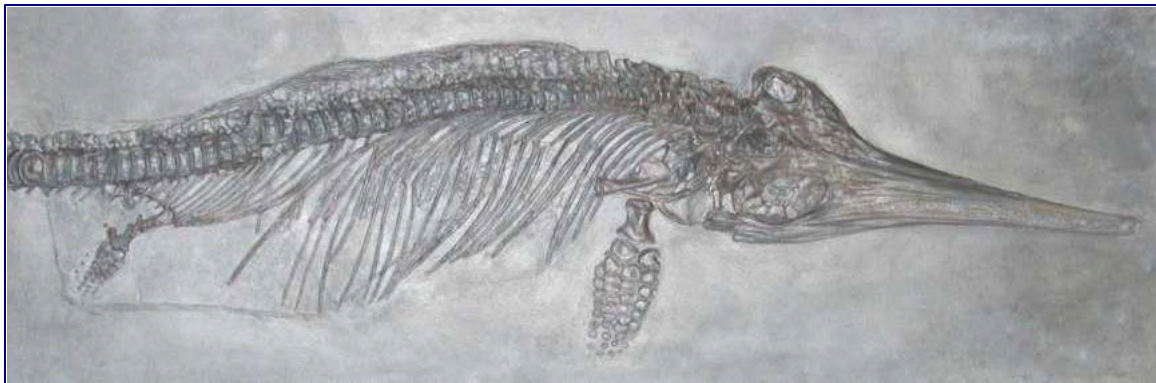
Clearance Rates for Index Offenses, 2003-2007

Offenses	2003		2004		2005		2006		2007	
	Offenses	Clearances	Offenses	Clearances	Offenses	Clearances	Offenses	Clearances	Offenses	Clearances
Murder	197	99	180	120	210	151	229	155	194	133
Rape	871	273	954	227	1,015	260	1,079	271	1,094	226
Robbery	5,215	1,030	4,905	888	4,709	853	7,027	1,270	6,932	1,530
Assault	7,528	2,878	8,348	3,043	8,727	3,543	10,178	4,137	11,039	5,116
Burglary	21,962	4,893	23,137	4,759	23,458	4,738	24,819	2,286	24,839	2,278
Larceny	53,325	8,581	52,437	12,391	51,983	11,457	50,258	9,405	49,744	9,953
MV Theft	20,849	2,517	22,636	2,711	26,934	2,877	26,962	2,571	22,333	2,171
Arson	573	75	692	80	777	118	801	164	639	97
Total	110,520	20,346	113,289	24,219	117,813	23,997	121,353	20,259	116,814	21,504

Note: Offenses cleared do not necessarily relate to the actual offenses which occurred during the calendar year period. Offenses can be cleared from prior periods.

*The criminal statistics within this publication are only those criminal statistics reported to the Uniform Crime Reporting Program by the participating law enforcement agencies.

Arrest Data



STATE FOSSIL – ICHTHYOSAUR

A complete skeleton of an Ichthyosaur was found in Berlin, east of Gabbs. Nevada is the only State to possess a complete skeleton approximately 55 feet long of this extinct reptile.



ARREST DATA

2007

Primarily a gauge of law enforcement's response to crime, arrest counts also provide definitive data concerning the age, sex and race of perpetrators. Arrest practices, policies and enforcement emphases vary from place to place and even within a community from time to time. While the practices for certain unlawful conduct such as drunkenness, disorderly conduct, vagrancy and related violations may differ among agencies, those for robbery, burglary and other serious crime arrests are more likely to be uniform and consistent throughout all jurisdictions. The UCR Program procedures require that an arrest be counted on each separate occasion a person is taken into custody, notified or cited. Annual arrest figures do not measure the number of individuals arrested since one person may be arrested several times during the year for the same or different offenses. For UCR purposes, a juvenile is counted as "arrested" when the circumstances are such that if he or she were an adult an arrest would result, but in fact, there may not have been a formal charge.

Nationwide, law enforcement agencies made an estimated 14 million arrests in 2006 (the latest figures available) for all criminal infractions. When the overall arrest volume was related to the total United States population, the rate was 55.25 arrests per 1000 inhabitants. In Nevada, law enforcement reports to UCR in 2007 indicated a total arrest figure of 170,786. The arrest rate per 1,000 in population for the state was 62.83.

During 2007:

*Note: Nevada DPS Investigation Division arrest totals are not included.

See Drug/Liquor Arrest section.

-- 13.00% of all arrests were juveniles, 87.00% were adults

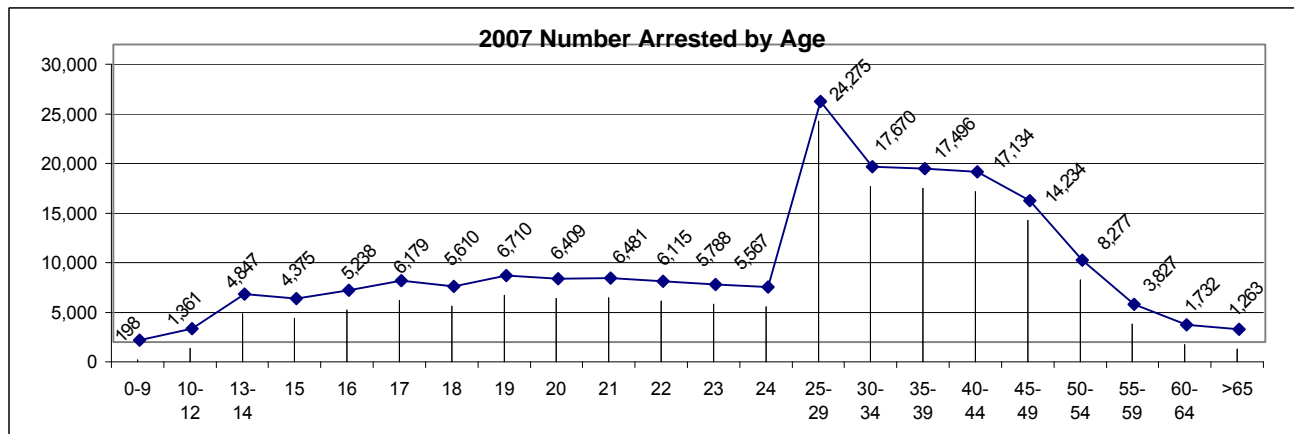
-- Index Offenses accounted for 28.96% of juvenile arrests

-- For Adults, 23.04% of arrests were for index offenses

-- 40.00% of adult arrests were between the ages of 25 and 40.

Number of Persons Arrested by Age Category* 2004-2007

	Number of Persons Arrested				Percent Distribution			
	2004	2005	2006	2007	2004	2005	2006	2007
Juveniles								
0-9	172	211	210	198	0.1	0.1	0.1	0.1
10-12	1,552	1,365	1,473	1,361	1.0	0.8	0.9	0.8
13-14	5,180	4,709	4,861	4,847	3.3	2.9	3.0	2.8
15	4,176	3,952	4,159	4,375	2.7	2.4	2.6	2.6
16	4,852	4,473	4,831	5,238	3.1	2.7	3.0	3.1
17	5,876	5,401	5,429	6,179	3.8	3.3	3.3	3.6
Total Juveniles	21,808	20,111	20,963	22,198	14.0	13.0	12.9	13.0
Adults								
18	4,665	4,795	5,129	5,610	3.0	3.1	3.1	3.3
19	5,802	6,059	6,058	6,710	3.7	3.7	3.7	3.9
20	5,572	5,549	6,030	6,409	3.6	3.7	3.7	3.8
21	5,546	5,557	6,131	6,481	3.6	3.8	3.8	3.8
22	5,358	5,322	5,848	6,115	3.6	3.6	3.6	3.6
23	5,258	5,083	5,405	5,788	3.4	3.3	3.3	3.4
24	5,057	4,792	5,220	5,567	3.2	3.2	3.2	3.3
25-29	19,663	21,211	23,050	24,275	12.6	14.1	14.1	14.2
30-34	17,862	16,630	17,449	17,670	11.4	10.7	10.7	10.3
35-39	17,809	17,277	17,151	17,496	11.4	10.5	10.5	10.2
40-44	17,429	17,269	17,272	17,134	11.2	10.6	10.6	10.0
45-49	12,118	12,897	13,398	14,234	7.8	8.2	8.2	8.3
50-54	6,374	6,846	7,721	8,277	4.1	4.7	4.7	4.8
55-59	3,162	3,311	3,523	3,827	2.0	2.2	2.2	2.2
60-64	1,506	1,468	1,563	1,732	1.0	1.0	1.0	1.0
>65	1,087	1,033	1,156	1,263	0.7	0.7	0.7	0.7
Total Adults	134,268	135,099	142,104	148,588	86.3	87.0	87.1	87.0
Grand Totals	152,920	156,076	163,067	170,786	100	100	100	100



*Note: Nevada Department of Public Safety/Investigation Division drug arrest totals are not included. See Drug/Liquor Arrest section.

Statewide Arrests by Offense and Age

OFFENSE	SEX	9 &										
		Under	10-12	13-14	15	16	17	Total <18	18	19	20	21
Murder	M	0	0	0	2	0	11	13	14	12	13	11
	F	0	0	0	0	0	1	1	0	1	0	0
Manslaughter by Negligence	M	0	0	0	0	0	0	0	1	0	2	0
	F	0	0	0	0	0	0	0	0	0	0	0
Forcible Rape	M	0	2	7	1	7	5	22	9	6	10	6
	F	0	0	2	0	0	0	2	0	0	0	0
Robbery	M	1	11	25	41	70	104	252	116	116	93	66
	F	0	1	4	11	6	11	33	19	12	11	12
Aggravated Assault	M	6	24	53	49	58	84	274	93	106	116	114
	F	1	5	14	11	13	22	66	21	35	21	23
Other Assaults	M	36	215	357	243	276	222	1,349	300	392	382	458
	F	7	78	254	151	135	123	748	169	175	174	185
Burglary	M	7	33	132	115	133	132	552	157	151	100	98
	F	0	10	43	37	27	31	148	28	35	27	27
Larceny--Theft	M	19	137	349	293	382	366	1,546	319	326	277	226
	F	8	54	261	236	281	310	1,150	184	181	143	126
Motor Vehicle Theft	M	1	4	40	30	39	57	171	81	93	74	82
	F	0	2	2	12	10	9	35	13	12	18	16
Arson	M	8	13	24	8	6	1	60	4	3	1	2
	F	0	0	4	0	0	2	6	0	0	0	0
Forgery & Counterfeiting	M	0	1	1	2	3	5	12	13	15	12	33
	F	0	0	1	0	0	1	2	13	16	7	23
Fraud	M	0	0	6	5	5	16	32	30	41	31	28
	F	0	0	0	2	0	5	7	18	25	32	22
Embezzlement	M	0	0	0	0	8	22	30	17	21	17	18
	F	1	1	0	0	5	17	24	19	22	6	13
Stolen Property-Buy, Possess, Recei	M	2	7	36	37	48	41	171	75	72	72	49
	F	1	6	17	14	15	7	60	11	18	17	24
Vandalism	M	20	136	308	205	196	187	1,052	124	77	87	68
	F	1	21	52	28	11	27	140	12	15	11	7
Weapons-carrying, possession, etc.	M	7	29	105	60	82	102	385	126	129	102	94
	F	0	3	11	9	8	9	40	8	5	9	10
Prostitution & Commercialized Vice	M	0	0	0	0	1	6	7	14	15	43	48
	F	0	0	0	5	2	11	18	230	292	326	360
Other Sex Offenses	M	3	16	39	14	29	21	122	35	29	32	37
	F	0	0	2	1	2	2	7	3	2	7	2
Drug Abuse Violations	M	4	32	242	188	284	404	1,154	488	646	610	593
	F	0	10	71	54	59	90	284	82	143	95	148
Gambling	M	0	0	1	2	2	5	10	3	5	13	2
	F	0	0	0	0	0	0	0	14	19	31	4
Offenses Against Family & Children	M	0	6	16	8	18	23	71	108	70	65	59
	F	0	2	8	7	9	6	32	29	29	19	24
Driving Under the Influence	M	0	0	2	3	16	49	70	159	245	285	474
	F	0	0	0	2	4	14	20	31	55	45	107
Liquor Laws	M	2	9	85	222	383	713	1,414	747	708	625	203
	F	0	11	135	160	212	310	828	238	216	185	25
Drunkenness	M	0	0	7	5	10	18	40	6	1	6	2
	F	0	1	6	10	5	7	29	0	0	1	1
Disorderly Conduct	M	2	72	202	138	138	105	657	60	51	56	90
	F	4	26	116	88	60	36	330	9	18	9	20
Vagrancy	M	1	2	1	3	6	7	20	61	60	53	70
	F	0	0	0	1	0	2	3	30	41	56	19
All Other Offenses (except Traffic)	M	26	147	503	596	641	706	2,619	989	1,426	1,434	1,626
	F	5	45	254	237	240	213	994	280	526	546	725
Suspicion	M	0	2	7	3	10	4	26	0	1	2	1
	F	0	1	3	0	2	1	7	0	0	0	0
Curfew and Loitering Law Violations	M	15	86	370	389	586	855	2,301				
	F	6	43	269	286	294	381	1,279				
Runaway	M	2	34	156	131	178	124	625				
	F	2	23	244	220	223	136	848				
GRAND TOTAL		198	1,361	4,847	4,375	5,238	6,179	22,198	5,610	6,710	6,409	6,481

*The criminal statistics within this publication are only those criminal statistics reported to the Uniform Crime Reporting Program by the participating law enforcement agencies.

Statewide Arrests by Offense and Age

													over		
22	23	24	25-29	30-34	35-39	40-44	45-49	50-54	55-59	60-64	64	Total >18	Grand Total		
5	3	7	18	11	8	11	7	3	4	4	1	132	145		
1	0	1	2	3	1	3	2	1	0	0	0	15	16		
0	0	0	0	0	0	0	0	1	0	1	0	5	5		
0	0	0	0	0	0	0	0	0	0	0	0	0	0		
4	1	9	17	26	33	21	12	4	5	1	3	167	189		
0	0	0	0	0	0	0	0	0	1	0	0	1	3		
71	63	50	210	133	104	124	72	35	9	3	2	1,267	1,519		
11	10	7	32	30	21	9	9	2	1	1	0	187	220		
86	86	83	454	323	315	288	205	139	72	47	23	2,550	2,824		
25	28	33	115	83	91	92	50	34	11	6	6	674	740		
481	484	474	2,369	1,778	1,674	1,501	1,134	662	301	160	130	12,680	14,029		
204	195	169	804	542	550	494	393	205	75	45	42	4,421	5,169		
80	85	63	276	203	209	182	99	60	20	7	1	1,791	2,343		
20	18	13	81	71	48	51	36	15	7	2	2	481	629		
196	204	185	787	569	640	670	552	263	109	66	43	5,432	6,978		
108	116	99	408	316	348	276	195	123	55	22	20	2,720	3,870		
70	68	62	309	172	125	113	67	16	15	1	4	1,352	1,523		
20	12	13	65	50	43	22	7	3	0	1	0	295	330		
4	2	2	7	7	10	5	5	1	0	0	0	53	113		
0	0	0	2	2	2	9	4	2	0	0	0	21	27		
26	29	33	158	131	140	104	76	48	25	7	3	853	865		
24	22	26	101	68	69	59	29	10	2	1	1	471	473		
46	49	44	258	219	202	204	153	70	47	22	27	1,471	1,503		
18	28	26	139	150	111	94	88	35	24	12	7	829	836		
12	7	12	35	26	28	23	18	13	2	2	1	252	282		
7	14	11	31	31	23	20	29	11	3	1	1	242	266		
47	46	46	211	169	154	121	98	35	16	8	8	1,227	1,398		
13	15	18	65	36	46	30	7	6	1	0	0	307	367		
61	56	45	166	110	97	76	86	28	22	4	14	1,121	2,173		
14	6	8	25	21	27	30	14	8	2	1	1	202	342		
91	78	100	320	232	184	166	97	63	36	22	13	1,853	2,238		
7	9	7	25	23	22	5	9	4	2	1	0	146	186		
44	49	65	236	215	185	160	117	67	32	26	24	1,340	1,347		
320	301	207	735	416	316	280	182	69	21	4	6	4,065	4,083		
28	30	24	162	115	138	143	127	98	73	38	43	1,152	1,274		
3	3	4	13	16	16	11	26	10	3	1	0	120	127		
573	512	512	2,068	1,392	1,151	955	772	395	173	53	26	10,919	12,073		
118	116	101	411	306	303	261	224	79	25	6	3	2,421	2,705		
2	0	1	2	2	1	0	0	0	0	1	0	32	42		
0	0	0	1	0	0	0	0	1	0	0	0	70	70		
51	51	26	170	122	136	114	87	49	19	6	12	1,145	1,216		
31	21	21	134	90	111	80	48	22	11	6	6	682	714		
482	496	474	2,025	1,385	1,202	1,036	950	646	402	182	165	10,608	10,678		
119	115	96	414	313	294	352	273	193	85	38	32	2,562	2,582		
130	93	96	445	329	399	644	673	510	227	126	60	6,015	7,429		
21	13	20	47	54	80	93	106	65	22	7	8	1,200	2,028		
3	6	1	7	7	5	6	8	1	1	1	1	62	102		
1	0	0	2	2	2	2	3	0	1	0	0	15	44		
94	90	86	335	199	188	212	265	163	60	38	23	2,010	2,667		
13	14	17	50	44	48	48	32	27	7	5	7	368	698		
51	60	61	317	274	367	469	654	373	213	110	60	3,253	3,273		
13	19	19	94	55	61	65	92	76	18	5	1	664	667		
1,508	1,457	1,435	6,552	5,110	5,405	5,723	4,877	2,954	1,360	567	383	42,806	45,425		
758	606	655	2,557	1,686	1,757	1,672	1,160	575	207	64	47	13,821	14,815		
0	1	0	5	2	4	3	3	2	0	0	3	27	53		
0	1	0	3	1	1	3	2	2	0	0	0	13	20		
												0	2,301		
												0	1,279		
												0	625		
												0	848		
6,115	5,788	5,567	24,275	17,670	17,495	17,135	14,234	8,277	3,827	1,732	1,263	148,588	170,786		

Boulder City PD Arrests By Offense and Age

OFFENSE	SEX	9 & Under												
		10-12	13-14	15	16	17	Total <18	18	19	20	21			
Murder	M	0	0	0	0	0	0	0	0	0	0	0	0	0
Murder	F	0	0	0	0	0	0	0	0	0	0	0	0	0
Manslaughter by Negligence	M	0	0	0	0	0	0	0	0	0	0	0	0	0
Manslaughter by Negligence	F	0	0	0	0	0	0	0	0	0	0	0	0	0
Forcible Rape	M	0	0	0	0	0	0	0	0	0	0	0	0	0
Forcible Rape	F	0	0	0	0	0	0	0	0	0	0	0	0	0
Robbery	M	0	0	0	0	0	0	0	0	0	0	1	1	0
Robbery	F	0	0	0	0	0	0	0	0	0	0	0	0	0
Aggravated Assault	M	0	0	0	0	1	0	1	0	0	0	0	1	0
Aggravated Assault	F	0	0	0	0	0	0	0	1	0	0	0	0	0
Other Assaults	M	0	0	0	0	0	0	0	0	0	0	0	0	0
Other Assaults	F	0	0	0	0	0	0	0	0	0	0	0	0	0
Burglary	M	0	0	0	2	0	0	2	0	1	0	0	1	0
Burglary	F	0	0	0	0	0	0	0	0	0	0	0	0	0
Larceny--Theft	M	0	0	0	0	0	0	0	0	0	0	0	1	0
Larceny--Theft	F	0	0	0	0	0	0	0	0	0	0	0	0	0
Motor Vehicle Theft	M	0	0	0	0	0	0	0	0	0	0	0	0	0
Motor Vehicle Theft	F	0	0	0	0	0	0	0	0	0	0	0	0	0
Arson	M	0	0	0	0	0	0	0	0	0	0	0	0	0
Arson	F	0	0	0	0	0	0	0	0	0	0	0	0	0
Forgery & Counterfeiting	M	0	0	0	0	0	0	0	0	0	0	0	0	0
Forgery & Counterfeiting	F	0	0	0	0	0	0	0	0	0	0	0	0	0
Fraud	M	0	0	0	0	0	0	0	0	0	0	0	0	0
Fraud	F	0	0	0	0	0	0	0	0	0	0	0	0	0
Embezzlement	M	0	0	0	0	0	0	0	0	0	0	0	0	0
Embezzlement	F	0	0	0	0	0	0	0	0	0	0	0	0	0
Stolen Property-Buy, Possess, Receive	M	0	0	0	0	0	0	0	0	0	0	0	0	0
Stolen Property-Buy, Possess, Receive	F	0	0	0	0	0	0	0	0	0	0	0	0	0
Vandalism	M	0	0	0	0	0	0	0	0	0	0	0	0	0
Vandalism	F	0	0	0	0	0	0	0	0	0	0	0	0	0
Weapons-carrying, possession, etc...	M	0	0	0	0	0	0	0	0	0	0	0	1	0
Weapons-carrying, possession, etc...	F	0	0	0	0	0	0	0	0	1	0	0	0	0
Prostitution & Commercialized Vice	M	0	0	0	0	0	0	0	0	0	0	0	0	0
Prostitution & Commercialized Vice	F	0	0	0	0	0	0	0	0	0	0	0	0	0
Other Sex Offenses	M	0	0	0	0	1	0	1	1	0	0	0	0	0
Other Sex Offenses	F	0	0	0	0	0	0	0	0	0	0	0	0	0
Drug Abuse Violations	M	0	0	0	0	2	0	2	5	4	4	3	0	0
Drug Abuse Violations	F	0	0	0	0	0	0	0	1	2	2	0	0	0
Gambling	M	0	0	0	0	0	0	0	0	0	0	0	0	0
Gambling	F	0	0	0	0	0	0	0	0	0	0	0	0	0
Offenses Against Family & Children	M	0	0	2	1	0	1	4	0	0	1	3	0	0
Offenses Against Family & Children	F	0	0	1	0	2	0	3	0	2	0	0	0	0
Driving Under the Influence	M	0	0	0	0	0	0	0	2	2	3	10	0	0
Driving Under the Influence	F	0	0	0	0	0	0	0	2	3	0	1	0	0
Liquor Laws	M	0	0	0	1	0	0	1	6	3	3	1	0	0
Liquor Laws	F	0	0	0	0	0	0	0	0	0	0	0	0	0
Drunkenness	M	0	0	0	0	0	0	0	0	0	0	0	0	0
Drunkenness	F	0	0	0	1	0	0	1	0	0	0	0	0	0
Disorderly Conduct	M	0	0	0	0	0	0	0	0	0	0	0	0	0
Disorderly Conduct	F	0	0	0	0	0	0	0	0	0	0	0	0	0
Vagrancy	M	0	0	0	0	0	0	0	0	0	0	0	0	0
Vagrancy	F	0	0	0	0	0	0	0	0	0	0	0	0	0
All Other Offenses (except Traffic)	M	0	0	1	0	0	0	1	10	19	13	21	0	0
All Other Offenses (except Traffic)	F	0	0	0	1	0	0	1	1	3	0	3	0	0
Suspicion	M	0	0	0	0	0	0	0	0	0	0	0	0	0
Suspicion	F	0	0	0	0	0	0	0	0	0	0	0	0	0
Curfew and Loitering Law Violations	M	0	0	0	0	0	0	0	0	0	0	0	0	0
Curfew and Loitering Law Violations	F	0	0	0	0	0	0	0	0	0	0	0	0	0
Runaway	M	0	0	0	0	0	0	0	0	0	0	0	0	0
Runaway	F	0	0	0	0	0	0	0	0	0	0	0	0	0
GRAND TOTAL		0	0	4	6	6	1	17	29	40	27	47		

*The criminal statistics within this publication are only those criminal statistics reported to the Uniform Crime Reporting Program by the participating law enforcement agencies.

Boulder City PD Arrests By Offense and Age

	22	23	24	25-29	30-34	35-39	40-44	45-49	50-54	55-59	60-64	over 64	Total >18	Grand Total
0	0	0	1	0	0	0	0	0	0	0	0	0	1	1
0	0	0	0	0	0	0	0	0	0	0	0	0	0	0
0	0	0	0	0	0	0	0	0	0	0	0	0	0	0
0	0	0	0	0	0	0	0	0	0	0	0	0	0	0
0	0	0	0	0	0	0	0	0	0	0	0	0	0	0
0	0	0	0	0	0	0	0	0	0	0	0	0	2	2
0	0	0	0	0	0	1	0	0	0	0	0	0	2	3
0	0	0	0	0	0	0	0	0	0	0	0	0	1	1
0	0	0	0	0	0	0	0	1	0	0	0	0	1	1
0	0	0	0	0	0	0	0	0	0	0	0	0	0	0
2	0	1	2	1	2	0	0	0	0	0	0	0	10	12
0	0	0	0	0	0	0	0	0	0	0	0	0	0	0
0	0	0	0	0	0	0	1	0	1	0	0	0	3	3
0	0	0	0	0	0	0	0	0	0	0	0	0	0	0
0	0	0	0	0	0	1	0	0	0	0	0	0	1	1
0	0	0	0	0	0	0	0	0	0	0	0	0	0	0
0	0	0	0	0	0	0	0	0	0	0	0	0	0	0
0	0	0	0	1	1	0	0	0	0	0	0	0	2	2
0	0	0	1	0	0	0	0	0	0	0	0	0	1	1
0	0	1	2	0	0	0	0	0	0	0	0	0	3	3
0	0	0	0	0	0	0	0	0	0	0	0	0	0	0
0	0	0	0	0	0	0	0	0	0	0	0	0	0	0
0	0	0	2	0	0	0	0	1	0	0	0	0	3	3
0	0	0	0	0	0	0	0	0	0	0	0	0	0	0
0	0	0	0	0	0	0	0	0	0	0	0	0	0	0
0	0	0	0	0	0	0	0	0	0	0	0	0	0	0
0	0	0	0	0	1	0	1	1	0	0	0	0	4	4
0	0	0	0	0	0	0	0	0	0	0	0	0	1	1
0	0	0	0	0	0	0	0	0	0	0	0	0	0	0
0	0	0	0	0	0	0	0	0	0	0	0	0	0	0
0	0	0	0	0	0	0	0	0	0	0	0	0	0	0
1	1	0	7	0	2	1	1	1	0	0	0	0	29	31
1	0	1	1	1	1	3	3	3	0	0	0	0	19	19
0	0	0	0	0	0	0	0	0	0	0	0	0	0	0
0	0	0	0	0	0	0	0	0	0	0	0	0	0	0
1	1	0	6	9	5	8	8	2	0	0	1	1	45	49
2	2	0	3	4	3	6	1	0	0	0	0	0	23	26
8	5	3	17	21	24	16	19	18	9	5	2	2	164	164
1	3	1	3	5	9	13	9	3	1	0	3	3	57	57
1	0	0	2	1	0	0	1	0	0	0	0	0	18	19
0	0	0	0	0	0	0	0	0	0	0	0	0	0	0
2	0	0	1	1	2	0	3	0	0	1	0	0	10	10
1	0	0	2	0	1	0	2	0	0	0	0	0	6	7
0	0	0	0	1	2	0	1	0	0	0	0	0	4	4
1	0	0	0	0	2	3	0	0	0	0	0	0	6	6
0	0	0	0	0	0	0	0	0	0	0	0	0	0	0
0	0	0	0	0	0	0	0	0	0	0	0	0	0	0
11	6	10	38	26	26	30	21	14	2	0	2	2	249	250
0	2	1	8	11	8	15	6	3	2	1	1	1	65	66
0	0	0	0	0	0	0	0	0	0	0	0	0	0	0
0	0	0	0	0	0	0	0	0	0	0	0	0	0	0
0	0	0	0	0	0	0	0	0	0	0	0	0	0	0
0	0	0	0	0	0	0	0	0	0	0	0	0	0	0
0	0	0	0	0	0	0	0	0	0	0	0	0	0	0
0	0	0	0	0	0	0	0	0	0	0	0	0	0	0
32	20	19	97	83	89	98	78	44	14	7	9	9	733	750

Carlin PD Arrests By Offense and Age

OFFENSE	SEX	9 & Under												
		10-12	13-14	15	16	17	Total <18	18	19	20	21			
Murder	M	0	0	0	0	0	0	0	0	0	0	0	0	0
Murder	F	0	0	0	0	0	0	0	0	0	0	0	0	0
Manslaughter by Negligence	M	0	0	0	0	0	0	0	0	0	0	0	0	0
Manslaughter by Negligence	F	0	0	0	0	0	0	0	0	0	0	0	0	0
Forcible Rape	M	0	0	0	0	0	0	0	0	0	0	0	0	0
Forcible Rape	F	0	0	0	0	0	0	0	0	0	0	0	0	0
Robbery	M	0	0	0	0	0	0	0	0	0	0	0	0	0
Robbery	F	0	0	0	0	0	0	0	0	0	0	0	0	0
Aggravated Assault	M	0	0	0	0	0	0	0	0	0	0	0	0	0
Aggravated Assault	F	0	0	0	0	0	0	0	0	0	0	0	0	2
Other Assaults	M	0	0	0	0	0	0	1	1	0	0	0	0	0
Other Assaults	F	0	0	0	0	0	0	0	0	0	0	0	0	0
Burglary	M	0	0	0	0	0	0	0	0	1	1	0	0	2
Burglary	F	0	0	0	0	0	0	0	0	0	0	0	0	0
Larceny--Theft	M	0	0	0	0	0	0	0	0	0	0	0	0	0
Larceny--Theft	F	0	0	0	0	0	0	0	0	1	0	0	0	0
Motor Vehicle Theft	M	0	0	0	0	0	0	0	0	0	0	0	0	0
Motor Vehicle Theft	F	0	0	0	0	0	0	0	0	0	0	0	0	0
Arson	M	0	0	0	0	0	0	0	0	0	0	0	0	0
Arson	F	0	0	0	0	0	0	0	0	0	0	0	0	0
Forgery & Counterfeiting	M	0	0	0	0	0	0	0	0	0	0	0	0	0
Forgery & Counterfeiting	F	0	0	0	0	0	0	0	0	0	0	0	0	0
Fraud	M	0	0	0	0	0	0	0	0	0	0	0	0	0
Fraud	F	0	0	0	0	0	0	0	0	0	0	0	0	0
Embezzlement	M	0	0	0	0	0	0	0	0	0	0	0	0	0
Embezzlement	F	0	0	0	0	0	0	0	0	0	0	0	0	0
Stolen Property-Buy, Possess, Receive	M	0	0	0	0	0	0	0	0	0	0	0	0	0
Stolen Property-Buy, Possess, Receive	F	0	0	0	0	0	0	0	0	0	0	0	0	0
Vandalism	M	0	0	0	0	0	0	0	0	0	0	0	0	0
Vandalism	F	0	0	0	0	0	0	0	0	0	0	0	0	0
Weapons-carrying, possession, etc...	M	0	0	0	0	0	0	0	0	0	0	0	0	0
Weapons-carrying, possession, etc...	F	0	0	0	0	0	0	0	0	0	0	0	0	0
Prostitution & Commercialized Vice	M	0	0	0	0	0	0	0	0	0	0	0	0	0
Prostitution & Commercialized Vice	F	0	0	0	0	0	0	0	0	0	0	0	0	0
Other Sex Offenses	M	0	0	0	0	0	0	0	0	0	0	0	0	0
Other Sex Offenses	F	0	0	0	0	0	0	0	0	0	0	0	0	0
Drug Abuse Violations	M	0	0	0	0	0	0	1	1	0	0	0	0	0
Drug Abuse Violations	F	0	0	0	0	0	0	0	0	0	0	0	0	0
Gambling	M	0	0	0	0	0	0	0	0	0	0	0	0	0
Gambling	F	0	0	0	0	0	0	0	0	0	0	0	0	0
Offenses Against Family & Children	M	0	0	0	0	0	0	0	0	0	0	0	0	0
Offenses Against Family & Children	F	0	0	0	0	0	0	0	0	0	0	0	0	0
Driving Under the Influence	M	0	0	0	0	0	0	0	0	1	1	0	0	1
Driving Under the Influence	F	0	0	0	0	0	0	0	0	0	0	0	0	0
Liquor Laws	M	0	0	0	0	0	0	0	0	1	0	0	0	0
Liquor Laws	F	0	0	0	0	0	0	0	0	0	0	0	0	0
Drunkenness	M	0	0	0	0	0	0	2	2	0	0	1	0	0
Drunkenness	F	0	0	0	0	0	0	0	0	0	0	0	0	0
Disorderly Conduct	M	0	0	0	0	0	0	0	0	0	0	0	0	0
Disorderly Conduct	F	0	0	0	0	0	0	0	0	0	0	0	0	0
Vagrancy	M	0	0	0	0	0	0	0	0	0	0	0	0	0
Vagrancy	F	0	0	0	0	0	0	0	0	0	0	0	0	0
All Other Offenses (except Traffic)	M	0	0	0	0	0	2	1	3	4	1	1	1	1
All Other Offenses (except Traffic)	F	0	0	0	0	0	0	0	0	0	0	0	0	0
Suspicion	M	0	0	0	0	0	0	0	0	0	0	0	0	0
Suspicion	F	0	0	0	0	0	0	0	0	0	0	0	0	0
Curfew and Loitering Law Violations	M	0	0	0	0	0	0	0	0	0	0	0	0	0
Curfew and Loitering Law Violations	F	0	0	0	0	0	0	0	0	0	0	0	0	0
Runaway	M	0	0	0	0	0	0	1	1	0	0	0	0	0
Runaway	F	0	0	0	0	0	0	0	0	0	0	0	0	0
GRAND TOTAL		0	0	0	0	2	6	8	8	3	2	6		

*The criminal statistics within this publication are only those criminal statistics reported to the Uniform Crime Reporting Program by the participating law enforcement agencies.

Carson City SO Arrests by Offense and Age

OFFENSE	SEX	9 &												
		Under	10-12	13-14	15	16	17	Total <18	18	19	20	21		
Murder	M	0	0	0	0	0	0	0	0	0	0	0	0	0
	F	0	0	0	0	0	0	0	0	0	0	0	0	0
Manslaughter by Negligence	M	0	0	0	0	0	0	0	0	0	0	0	0	0
	F	0	0	0	0	0	0	0	0	0	0	0	0	0
Forcible Rape	M	0	0	0	0	0	0	0	0	0	0	0	0	0
	F	0	0	0	0	0	0	0	0	0	0	0	0	0
Robbery	M	0	0	0	0	0	1	1	0	0	4	0	0	0
	F	0	0	0	0	0	0	0	0	0	0	0	0	0
Aggravated Assault	M	0	1	7	7	3	14	32	2	1	4	6	0	0
	F	1	1	1	1	3	4	11	0	2	0	0	0	0
Other Assaults	M	0	0	7	6	5	3	21	3	0	11	3	0	0
	F	0	0	4	6	3	2	15	3	0	5	1	0	0
Burglary	M	0	0	3	1	4	4	12	2	3	2	5	0	0
	F	0	0	0	0	0	0	0	0	0	0	0	0	0
Larceny--Theft	M	1	2	10	5	8	6	32	6	6	6	1	0	0
	F	0	0	1	2	6	3	12	2	0	1	3	0	0
Motor Vehicle Theft	M	0	0	0	0	0	0	0	0	0	0	0	0	1
	F	0	0	0	1	0	0	1	0	0	0	0	0	0
Arson	M	0	0	0	0	0	0	0	2	1	1	2	0	0
	F	0	0	0	0	0	2	2	0	0	0	0	0	0
Forgery & Counterfeiting	M	0	0	0	0	0	0	0	0	0	0	0	0	0
	F	0	0	0	0	0	0	0	0	0	0	0	0	0
Fraud	M	0	0	0	0	0	1	1	2	0	0	1	0	1
	F	0	0	0	0	0	0	0	0	1	0	0	0	0
Embezzlement	M	0	0	0	0	0	2	2	0	0	0	0	0	0
	F	0	0	0	0	1	0	1	0	2	0	0	0	0
Stolen Property-Buy, Possess, Receive	M	0	0	1	0	0	0	1	0	0	2	0	0	0
	F	0	0	0	1	1	0	2	0	0	0	0	0	0
Vandalism	M	0	1	0	0	2	0	3	0	1	2	1	0	1
	F	0	0	0	0	0	2	2	1	0	0	0	0	1
Weapons-carrying, possession, etc...	M	0	0	0	0	1	1	2	1	2	0	2	0	2
	F	0	0	0	0	0	0	0	0	0	0	0	0	0
Prostitution & Commercialized Vice	M	0	0	0	0	0	0	0	0	0	0	0	0	0
	F	0	0	0	0	0	0	0	0	0	0	0	0	0
Other Sex Offenses	M	0	0	0	0	1	1	2	1	3	2	1	0	1
	F	0	0	0	0	0	0	0	0	0	0	0	0	0
Drug Abuse Violations	M	0	0	2	0	2	2	6	7	8	9	9	0	9
	F	0	0	1	1	1	1	4	0	3	0	3	0	3
Gambling	M	0	0	0	0	0	0	0	0	0	0	0	0	0
	F	0	0	0	0	0	0	0	0	0	0	0	0	0
Offenses Against Family & Children	M	0	0	0	0	0	0	0	0	1	0	0	0	0
	F	0	0	0	0	0	0	0	0	0	0	0	0	0
Driving Under the Influence	M	0	0	0	0	0	2	2	1	2	0	4	0	4
	F	0	0	0	0	0	0	0	1	1	0	0	0	0
Liquor Laws	M	0	0	5	15	26	31	77	55	49	33	12	0	12
	F	0	0	8	13	13	16	50	11	7	17	1	0	1
Drunkenness	M	0	0	0	0	0	0	0	0	0	0	0	0	0
	F	0	0	0	0	0	0	0	0	0	0	0	0	0
Disorderly Conduct	M	0	0	0	0	2	0	2	1	0	0	1	0	1
	F	0	0	0	0	0	0	0	0	0	0	0	0	0
Vagrancy	M	0	0	0	0	0	0	0	0	0	0	0	0	0
	F	0	0	0	0	0	0	0	0	0	0	0	0	0
All Other Offenses (except Traffic)	M	0	3	31	24	51	46	155	32	70	63	62	0	62
	F	0	1	11	13	17	14	56	13	16	23	21	0	21
Suspicion	M	0	0	0	0	0	0	0	0	0	0	0	0	0
	F	0	0	0	0	0	0	0	0	0	0	0	0	0
Curfew and Loitering Law Violations	M	0	0	1	0	1	0	2	0	0	0	0	0	0
	F	0	0	0	0	0	0	0	0	0	0	0	0	0
Runaway	M	0	2	5	5	4	2	18	0	0	0	0	0	0
	F	0	0	8	9	4	2	23	0	0	0	0	0	0
GRAND TOTAL		2	11	106	110	159	162	550	146	179	185	142		

*The criminal statistics within this publication are only those criminal statistics reported to the Uniform Crime Reporting Program by the participating law enforcement agencies.

Carson City SO Arrests by Offense and Age

													over		
22	23	24	25-29	30-34	35-39	40-44	45-49	50-54	55-59	60-64	64	Total >18	Grand Total		
1	0	0	0	0	0	0	1	0	0	0	0	2	2		
0	0	0	0	1	0	0	0	0	0	0	0	1	1		
0	0	0	0	0	0	0	0	0	0	0	0	0	0		
0	0	0	0	0	0	0	0	0	0	0	0	0	0		
0	0	0	0	0	0	1	0	0	0	0	0	1	1		
0	0	0	0	0	0	0	0	0	0	0	0	0	0		
0	0	0	2	1	1	0	0	0	0	0	0	8	9		
0	0	0	0	1	0	0	0	0	0	0	0	1	1		
3	3	1	16	6	4	9	5	6	1	2	1	70	102		
0	1	0	1	0	1	2	3	1	1	1	0	13	24		
8	3	7	34	19	20	17	19	10	3	1	0	158	179		
1	6	2	9	2	2	11	0	2	2	1	0	47	62		
1	2	0	4	2	4	5	0	1	0	1	0	32	44		
0	1	0	2	0	0	1	2	1	0	0	0	7	7		
1	4	0	7	4	8	6	8	7	1	2	1	68	100		
1	0	2	2	5	4	2	3	2	0	0	3	30	42		
0	0	0	1	0	0	0	0	0	0	0	0	2	2		
0	0	0	0	0	0	0	0	0	0	0	0	0	1		
1	2	0	4	4	3	2	1	1	0	0	0	24	24		
0	0	0	1	1	1	5	2	1	0	0	0	11	13		
0	0	0	0	3	1	0	1	0	0	0	0	5	5		
0	0	0	2	0	0	0	1	0	0	0	0	3	3		
3	1	3	9	8	7	8	2	2	2	0	0	48	49		
2	0	5	6	1	2	2	3	0	1	0	0	24	24		
0	0	0	1	0	0	1	0	0	0	1	0	3	5		
0	0	0	1	0	2	0	1	1	0	0	0	7	8		
0	1	0	4	2	0	2	1	0	0	0	0	12	13		
0	0	0	0	0	0	0	0	0	0	0	0	0	2		
0	2	0	2	4	2	0	5	0	0	0	0	19	22		
0	0	0	0	0	0	0	2	0	1	0	0	5	7		
1	1	2	1	1	0	0	1	2	1	0	0	15	17		
0	0	0	0	1	0	0	0	0	0	0	0	1	1		
0	0	0	0	0	0	0	0	0	0	0	0	0	0		
0	0	0	0	0	0	0	0	0	0	0	0	0	0		
0	0	0	4	1	0	2	2	2	3	0	1	22	24		
0	0	0	0	0	0	0	1	0	0	0	0	1	1		
8	8	3	24	9	8	9	8	2	2	0	0	114	120		
2	2	3	4	3	3	3	1	0	1	0	0	28	32		
0	0	0	0	0	0	0	0	0	0	0	0	0	0		
0	0	0	0	0	0	0	0	0	0	0	0	0	0		
0	0	0	0	2	1	1	0	0	0	0	0	5	5		
0	0	0	1	1	1	1	1	0	0	0	0	5	5		
4	10	8	30	12	13	11	13	10	9	3	3	133	135		
3	4	1	4	4	8	5	4	5	1	0	1	42	42		
6	4	3	5	2	3	0	3	3	1	0	0	179	256		
0	1	1	0	2	1	2	0	0	1	0	0	44	94		
0	0	0	0	0	0	0	0	0	0	0	0	0	0		
0	0	0	0	0	0	0	0	0	0	0	0	0	0		
1	2	3	6	3	3	4	8	1	3	0	1	37	39		
1	0	0	1	1	0	1	2	0	0	0	0	6	6		
0	0	0	0	0	0	0	0	0	0	0	0	0	0		
0	0	0	0	0	0	0	0	0	0	0	0	0	0		
44	57	41	159	114	91	83	58	50	35	8	7	974	1,129		
20	18	8	36	29	37	34	22	10	4	3	3	297	353		
0	0	0	0	0	0	0	0	0	0	0	0	0	0		
0	0	0	0	0	0	0	0	0	0	0	0	0	0		
0	0	0	0	0	0	0	0	0	0	0	0	0	2		
0	0	0	0	0	0	0	0	0	0	0	0	0	0		
0	0	0	0	0	0	0	0	0	0	0	0	0	18		
0	0	0	0	0	0	0	0	0	0	0	0	0	23		
112	133	93	383	249	231	230	184	120	73	23	21	2,504	3,054		

Churchill Co SO Arrests By Offense and Age

OFFENSE	SEX	9 & Under											
		10-12	13-14	15	16	17	Total <18	18	19	20	21		
Murder	M	0	0	0	0	0	0	0	0	0	0	0	0
	F	0	0	0	0	0	0	1	1	0	0	0	0
Manslaughter by Negligence	M	0	0	0	0	0	0	0	0	0	0	0	0
	F	0	0	0	0	0	0	0	0	0	0	0	0
Forcible Rape	M	0	0	0	0	0	0	0	0	0	0	0	0
	F	0	0	0	0	0	0	0	0	0	0	0	0
Robbery	M	0	0	0	0	0	0	0	0	0	0	0	0
	F	0	0	0	0	0	0	0	0	0	0	0	0
Aggravated Assault	M	0	1	0	0	0	0	1	1	0	0	1	1
	F	0	0	0	0	0	0	0	0	0	0	0	0
Other Assaults	M	0	2	1	2	3	2	10	2	2	1	3	3
	F	0	0	1	2	0	1	4	1	1	0	2	2
Burglary	M	0	0	2	1	1	1	5	0	1	1	0	0
	F	0	0	0	0	0	0	0	1	0	0	0	0
Larceny--Theft	M	0	0	1	1	1	1	4	1	0	1	0	0
	F	0	1	1	0	1	0	3	0	0	0	0	0
Motor Vehicle Theft	M	0	0	1	1	0	0	2	0	0	0	0	0
	F	0	0	1	0	0	1	2	0	0	0	0	0
Arson	M	0	2	0	1	0	0	3	1	1	0	0	0
	F	0	0	0	0	0	0	0	0	0	0	0	0
Forgery & Counterfeiting	M	0	0	0	0	0	0	0	0	0	0	0	0
	F	0	0	0	0	0	0	0	0	0	0	0	0
Fraud	M	0	0	1	0	1	0	2	0	0	0	0	0
	F	0	0	0	0	0	0	0	0	0	0	0	0
Embezzlement	M	0	0	0	0	1	0	1	0	0	0	0	0
	F	0	0	0	0	0	0	0	0	0	0	0	0
Stolen Property-Buy, Possess, Receive	M	0	0	0	1	0	1	2	0	1	0	0	0
	F	0	0	0	0	0	0	0	1	1	0	1	1
Vandalism	M	3	2	4	1	6	1	17	0	0	0	0	0
	F	0	0	0	1	0	0	1	0	0	0	0	0
Weapons-carrying, possession, etc...	M	0	0	2	0	0	0	2	0	0	0	0	0
	F	0	0	0	0	0	0	0	0	0	0	0	0
Prostitution & Commercialized Vice	M	0	0	0	0	0	0	0	0	0	0	0	0
	F	0	0	0	0	0	0	0	0	0	0	0	0
Other Sex Offenses	M	2	0	0	0	0	0	2	0	0	1	0	0
	F	0	0	0	0	0	0	0	0	0	0	0	0
Drug Abuse Violations	M	0	0	1	1	0	0	2	1	3	0	0	0
	F	0	0	0	0	0	0	0	0	0	0	0	1
Gambling	M	0	0	0	0	0	0	0	0	0	0	0	0
	F	0	0	0	0	0	0	0	0	0	0	0	0
Offenses Against Family & Children	M	0	0	0	1	0	0	1	0	0	0	0	0
	F	0	0	3	0	0	0	3	0	0	0	0	0
Driving Under the Influence	M	0	0	0	0	0	1	1	1	3	3	3	3
	F	0	0	0	0	0	1	1	0	0	0	0	0
Liquor Laws	M	0	0	0	3	4	8	15	6	12	7	0	0
	F	0	0	4	1	6	3	14	7	3	1	0	0
Drunkenness	M	0	0	0	0	0	0	0	0	0	0	0	0
	F	0	0	0	0	0	0	0	0	0	0	0	1
Disorderly Conduct	M	1	5	2	3	0	2	13	0	0	0	0	0
	F	2	1	2	1	0	0	6	0	0	0	0	0
Vagrancy	M	0	0	0	0	0	0	0	0	0	0	0	0
	F	0	0	0	0	0	0	0	0	0	0	0	0
All Other Offenses (except Traffic)	M	2	0	10	14	4	6	36	4	9	8	12	12
	F	2	2	9	6	3	1	23	1	2	1	7	7
Suspicion	M	0	0	0	1	2	0	3	0	1	1	1	1
	F	0	0	1	0	0	1	2	0	0	0	0	0
Curfew and Loitering Law Violations	M	0	0	0	0	0	0	0	0	0	0	0	0
	F	0	0	0	0	0	0	0	0	0	0	0	0
Runaway	M	0	2	3	3	3	0	11	0	0	0	0	0
	F	1	1	5	8	3	8	26	0	0	0	0	0
GRAND TOTAL			13	19	55	53	39	40	219	27	40	26	32

*The criminal statistics within this publication are only those criminal statistics reported to the Uniform Crime Reporting Program by the participating law enforcement agencies.

Churchill Co SO Arrests By Offense and Age

												over		
22	23	24	25-29	30-34	35-39	40-44	45-49	50-54	55-59	60-64	64	Total >18	Grand Total	
0	0	0	0	0	0	0	0	0	0	0	0	0	0	
0	0	0	0	0	0	0	0	0	0	0	0	0	1	
0	0	0	0	0	0	0	0	0	0	0	0	0	0	
0	0	0	0	0	0	0	0	0	0	0	0	0	0	
0	0	0	0	0	0	0	0	0	0	0	0	0	0	
0	0	0	1	1	0	0	0	0	0	0	0	2	2	
0	0	0	0	0	0	0	0	0	0	0	0	0	0	
0	0	0	2	3	0	0	1	1	0	0	0	9	10	
0	0	0	1	0	0	1	0	0	0	0	0	2	2	
5	3	2	5	6	2	6	2	2	0	3	1	45	55	
0	0	1	1	5	1	4	0	2	0	1	1	20	24	
1	0	0	1	1	0	1	2	0	0	0	0	8	13	
0	0	0	1	0	1	0	0	0	0	0	0	3	3	
0	1	0	2	0	2	2	0	0	0	0	0	9	13	
0	0	0	0	0	0	1	0	0	0	0	0	1	4	
0	0	0	0	1	0	0	0	0	0	0	0	1	3	
0	0	0	0	0	0	0	0	0	0	0	0	0	2	
0	0	0	0	0	0	1	0	0	0	0	0	3	6	
0	0	0	0	0	1	1	0	0	0	0	0	2	2	
0	0	0	0	0	0	0	0	0	0	0	0	0	0	
0	0	0	0	0	0	0	0	0	0	0	0	0	0	
1	0	0	1	1	0	0	0	0	0	0	0	3	5	
1	0	0	1	1	3	3	0	0	0	0	0	9	9	
0	0	0	0	0	0	0	0	0	0	0	0	0	1	
0	0	0	0	1	0	0	0	0	0	0	0	1	1	
0	0	0	2	0	1	0	0	0	0	0	0	4	6	
0	1	0	0	0	0	0	0	0	0	0	0	4	4	
0	0	0	1	0	2	0	0	0	0	0	0	3	20	
0	0	0	0	1	0	0	0	0	0	0	0	1	2	
0	0	0	0	0	0	0	0	0	0	0	0	0	2	
0	0	0	0	0	1	0	0	0	0	0	0	1	1	
0	0	0	0	0	0	0	0	0	0	0	0	0	0	
0	0	0	0	0	0	0	0	0	0	0	0	0	0	
0	0	0	0	0	0	0	0	0	0	0	0	0	0	
0	2	0	0	1	0	0	0	0	1	0	0	5	7	
0	0	0	0	0	0	0	0	0	0	0	0	0	0	
0	0	0	6	4	0	0	0	0	0	0	0	14	16	
0	0	0	0	0	0	0	0	0	0	0	0	1	1	
0	0	0	0	0	0	0	0	0	0	0	0	0	0	
0	0	0	0	0	0	0	0	0	0	0	0	0	0	
0	0	0	0	0	0	0	0	0	0	0	0	0	1	
0	0	0	0	0	0	0	0	0	0	0	0	0	3	
4	1	1	5	9	7	11	2	5	4	4	0	63	64	
1	1	0	2	0	2	2	3	2	0	0	0	13	14	
0	0	0	0	1	0	0	0	0	0	0	0	26	41	
0	0	0	0	0	0	0	0	0	0	0	0	11	25	
0	2	0	2	1	1	2	4	0	0	0	1	13	13	
0	0	0	0	2	1	1	0	0	0	0	0	5	5	
0	0	0	0	0	0	0	0	0	0	0	0	0	13	
0	0	0	0	0	0	0	0	0	0	0	0	0	6	
0	0	0	0	0	0	0	0	0	0	0	0	0	0	
0	0	0	0	0	0	0	0	0	0	0	0	0	0	
10	6	10	51	35	35	33	30	7	5	3	3	261	297	
1	6	7	23	12	18	9	8	4	2	2	1	104	127	
0	1	0	5	2	4	3	3	2	0	0	2	25	28	
0	1	0	2	1	1	3	2	2	0	0	0	12	14	
0	0	0	0	0	0	0	0	0	0	0	0	0	0	
0	0	0	0	0	0	0	0	0	0	0	0	0	0	
0	0	0	0	0	0	0	0	0	0	0	0	0	11	
0	0	0	0	0	0	0	0	0	0	0	0	0	26	
24	25	21	115	89	83	84	57	27	12	13	9	684	903	

Clark Co Schools PD Arrests By Offense and Age

OFFENSE	SEX	9 &							Total <18	18	19	20	21
		Under	10-12	13-14	15	16	17						
Murder	M	0	0	0	0	0	0	0	0	0	0	0	
	F	0	0	0	0	0	0	0	0	0	0	0	
Manslaughter by Negligence	M	0	0	0	0	0	0	0	0	0	0	0	
	F	0	0	0	0	0	0	0	0	0	0	0	
Forcible Rape	M	0	0	0	0	0	0	0	0	0	0	0	
	F	0	0	0	0	0	0	0	0	0	0	0	
Robbery	M	0	8	4	9	8	8	37	0	0	1	0	
	F	0	0	0	0	0	0	1	0	0	0	0	
Aggravated Assault	M	0	9	11	7	3	1	31	3	0	0	1	
	F	0	0	1	1	1	0	3	0	0	0	0	
Other Assaults	M	5	73	122	62	65	28	355	8	2	0	0	
	F	1	29	81	43	23	12	189	1	0	0	0	
Burglary	M	1	4	14	7	10	4	40	1	1	0	0	
	F	0	0	2	1	2	1	6	0	0	0	0	
Larceny--Theft	M	2	27	53	20	28	13	143	5	1	0	0	
	F	1	8	12	10	7	3	41	0	0	0	0	
Motor Vehicle Theft	M	0	0	2	5	2	4	13	5	2	1	0	
	F	0	0	0	2	3	2	7	0	0	0	0	
Arson	M	0	2	7	3	0	0	12	1	0	0	0	
	F	0	0	3	0	0	0	3	0	0	0	0	
Forgery & Counterfeiting	M	0	1	0	0	0	0	1	0	0	0	0	
	F	0	0	0	0	0	1	1	0	0	0	0	
Fraud	M	0	0	0	0	0	1	1	0	0	0	0	
	F	0	0	0	0	0	0	0	0	0	0	0	
Embezzlement	M	0	0	0	0	0	0	0	0	0	0	0	
	F	0	0	0	0	0	0	0	0	0	0	0	
Stolen Property-Buy, Possess, Recei	M	0	2	10	3	3	2	20	1	0	0	0	
	F	0	4	3	4	4	0	15	0	0	0	0	
Vandalism	M	2	28	67	44	35	15	191	1	0	0	0	
	F	0	4	16	4	1	1	26	0	0	0	0	
Weapons-carrying, possession, etc...	M	1	19	50	28	36	27	161	9	4	3	1	
	F	0	2	7	4	6	4	23	2	0	0	0	
Prostitution & Commercialized Vice	M	0	0	0	0	0	0	0	0	0	0	0	
	F	0	0	0	0	0	0	0	0	0	0	0	
Other Sex Offenses	M	0	7	14	3	7	6	37	0	0	0	0	
	F	0	0	1	0	0	2	3	0	0	0	0	
Drug Abuse Violations	M	1	18	122	81	95	43	360	29	5	2	0	
	F	0	7	35	19	20	24	105	1	1	0	0	
Gambling	M	0	0	0	1	0	0	1	0	0	0	0	
	F	0	0	0	0	0	0	0	0	0	0	0	
Offenses Against Family & Children	M	0	0	1	1	3	1	6	0	0	0	0	
	F	0	0	0	0	0	1	1	0	0	0	0	
Driving Under the Influence	M	0	0	0	0	0	0	0	0	0	0	0	
	F	0	0	0	0	0	0	0	0	0	0	0	
Liquor Laws	M	0	0	7	12	8	5	32	7	2	0	0	
	F	0	0	11	7	2	0	20	1	0	0	0	
Drunkenness	M	0	0	0	0	0	0	0	0	0	0	0	
	F	0	0	0	0	0	0	0	0	0	0	0	
Disorderly Conduct	M	0	42	153	103	92	67	457	18	5	0	0	
	F	1	19	90	77	45	26	258	4	0	0	0	
Vagrancy	M	0	0	0	0	0	0	0	0	0	0	0	
	F	0	0	0	0	0	0	0	0	0	0	0	
All Other Offenses (except Traffic)	M	1	30	105	134	130	96	496	52	14	5	6	
	F	0	8	43	29	26	14	120	3	0	0	0	
Suspicion	M	0	0	0	0	0	0	0	0	0	0	0	
	F	0	0	0	0	0	0	0	0	0	0	0	
Curfew and Loitering Law Violations	M	0	0	3	4	1	1	9	0	0	0	0	
	F	0	1	3	3	1	2	10	0	0	0	0	
Runaway	M	0	0	0	0	0	0	0	0	0	0	0	
	F	0	0	0	0	0	0	0	0	0	0	0	
GRAND TOTAL		16	352	1,053	731	667	416	3,235	152	37	12	8	

*The criminal statistics within this publication are only those criminal statistics reported to the Uniform Crime Reporting Program by the participating law enforcement agencies.

Clark Co Schools PD Arrests By Offense and Age

	22	23	24	25-29	30-34	35-39	40-44	45-49	50-54	55-59	60-64	over 64	Total >18	Grand Total
0	0	0	0	0	0	0	0	0	0	0	0	0	0	0
0	0	0	0	0	0	0	0	0	0	0	0	0	0	0
0	0	0	0	0	0	0	0	0	0	0	0	0	0	0
0	0	0	0	0	0	0	0	0	0	0	0	0	0	0
0	0	0	0	0	0	0	0	0	0	0	0	0	0	0
0	0	0	0	0	0	0	0	0	0	0	0	0	1	38
0	0	0	0	0	0	0	0	0	0	0	0	0	0	1
1	0	0	0	0	0	0	0	0	0	0	0	0	5	36
0	0	0	0	0	0	0	0	0	0	0	0	0	0	3
0	0	0	0	0	0	2	0	1	0	0	0	0	13	368
0	0	0	0	0	0	0	1	0	0	0	0	0	2	191
0	0	0	1	0	1	1	1	1	1	0	0	0	7	47
0	0	0	1	0	0	0	0	1	0	0	0	0	2	8
0	0	0	0	0	2	1	0	0	0	0	1	0	10	153
0	0	0	0	0	0	0	0	0	1	0	0	0	1	42
0	0	0	0	0	0	0	0	1	0	0	0	0	9	22
0	0	0	1	1	0	0	0	0	0	0	0	0	2	9
0	0	0	0	0	0	0	0	0	0	0	0	0	1	13
0	0	0	0	0	0	0	0	0	0	0	0	0	0	3
0	0	0	0	0	0	0	0	0	0	0	0	0	0	1
0	0	0	0	0	0	0	0	0	0	0	0	0	0	1
0	0	0	0	0	0	0	0	0	0	0	0	0	0	1
0	0	0	0	0	0	0	0	0	0	0	0	0	0	0
0	0	0	0	0	0	0	0	0	0	0	0	0	0	0
0	0	0	0	0	0	0	0	0	0	0	0	0	1	21
0	0	0	0	0	0	0	0	0	0	0	0	0	0	15
0	0	0	0	0	0	0	0	0	0	0	0	0	1	192
0	0	0	0	0	0	0	0	0	0	0	0	0	0	26
1	0	1	0	1	2	1	1	1	0	0	0	0	24	185
0	0	0	0	0	0	0	0	0	0	0	0	0	2	25
0	0	0	0	0	0	0	0	0	0	0	0	0	0	0
0	0	0	0	0	0	0	0	0	0	0	0	0	0	0
0	0	0	0	0	0	0	0	1	0	0	0	0	1	38
0	0	0	0	0	0	0	0	0	0	0	0	0	0	3
0	1	1	1	0	0	0	0	0	0	0	0	0	39	399
0	0	0	1	1	0	0	0	0	0	0	0	0	4	109
0	0	0	0	0	0	0	0	0	0	0	0	0	0	1
0	0	0	0	0	0	0	0	0	0	0	0	0	0	0
0	0	0	0	0	0	1	0	0	0	0	0	0	1	7
0	0	0	1	0	0	0	0	0	0	0	0	0	1	2
0	0	0	0	0	0	0	0	0	0	0	0	0	0	0
0	0	0	0	0	0	0	0	0	0	0	0	0	0	0
0	0	0	0	1	1	1	1	1	0	0	0	1	14	46
0	0	0	0	0	0	0	0	0	0	1	0	0	2	22
0	0	0	0	0	0	0	0	0	0	0	0	0	0	0
0	0	0	0	0	0	0	0	0	0	0	0	0	0	0
0	0	0	1	1	1	1	1	0	0	0	0	0	27	484
0	0	0	0	0	0	0	1	0	0	0	0	0	5	263
0	0	0	0	0	0	0	0	0	0	0	0	0	1	1
0	0	0	0	0	0	0	0	0	0	0	0	0	0	0
3	3	0	6	3	2	2	2	2	0	0	1	1	100	596
0	1	0	0	0	0	0	0	1	0	0	0	0	5	125
0	0	0	0	0	0	0	0	0	0	0	0	0	0	0
0	0	0	0	0	0	0	0	0	0	0	0	0	0	0
0	0	0	0	0	0	0	0	0	0	0	0	0	0	9
0	0	0	0	0	0	0	0	0	0	0	0	0	0	10
0	0	0	0	0	0	0	0	0	0	0	0	0	0	0
0	0	0	0	0	0	0	0	0	0	0	0	0	0	0
5	5	2	13	10	11	9	10	2	1	2	2	2	281	3,516

Douglas Co SO Arrests By Offense and Age

OFFENSE	SEX	9 &							Total <18	18	19	20	21
		Under	10-12	13-14	15	16	17						
Murder	M	0	0	0	0	0	0	0	0	0	0	0	
	F	0	0	0	0	0	0	0	0	0	0	0	
Manslaughter by Negligence	M	0	0	0	0	0	0	0	0	0	0	0	
	F	0	0	0	0	0	0	0	0	0	0	0	
Forcible Rape	M	0	0	0	0	0	0	0	0	0	1	0	
	F	0	0	0	0	0	0	0	0	0	0	0	
Robbery	M	0	0	0	0	0	0	0	0	0	0	1	
	F	0	0	0	0	0	0	0	0	0	0	0	
Aggravated Assault	M	0	0	0	1	3	0	4	1	1	1	1	
	F	0	0	0	0	0	0	0	0	0	0	0	
Other Assaults	M	0	2	5	7	10	4	28	1	5	6	14	
	F	1	1	3	3	3	1	12	0	5	0	4	
Burglary	M	0	0	0	0	1	0	1	1	4	2	1	
	F	0	0	0	0	0	0	0	0	2	0	0	
Larceny--Theft	M	0	1	3	5	7	8	24	8	1	3	0	
	F	0	0	7	4	4	2	17	0	1	0	0	
Motor Vehicle Theft	M	0	0	0	1	0	0	1	0	0	0	1	
	F	0	0	0	0	0	0	0	0	0	0	0	
Arson	M	0	0	0	0	0	0	0	0	0	0	0	
	F	0	0	0	0	0	0	0	0	0	0	0	
Forgery & Counterfeiting	M	0	0	0	0	0	0	0	0	0	0	0	
	F	0	0	0	0	0	0	0	0	0	0	0	
Fraud	M	0	0	2	0	0	0	2	0	1	0	0	
	F	0	0	0	0	0	0	0	1	0	0	2	
Embezzlement	M	0	0	0	0	0	2	2	0	1	0	1	
	F	0	0	0	0	0	0	0	0	0	0	0	
Stolen Property-Buy, Possess, Recei	M	0	0	0	0	0	0	0	1	2	0	0	
	F	0	0	0	0	0	0	0	0	2	0	0	
Vandalism	M	0	2	1	3	1	3	10	1	1	0	0	
	F	0	0	1	0	0	0	1	1	0	0	0	
Weapons-carrying, possession, etc...	M	0	0	0	0	0	0	0	1	1	0	0	
	F	0	0	0	0	0	0	0	0	0	0	0	
Prostitution & Commercialized Vice	M	0	0	0	0	0	0	0	0	0	0	0	
	F	0	0	0	0	0	0	0	0	0	0	0	
Other Sex Offenses	M	0	0	0	0	1	1	2	0	0	0	1	
	F	0	0	1	0	0	0	1	0	0	0	0	
Drug Abuse Violations	M	0	0	1	3	3	7	14	11	12	8	11	
	F	0	0	1	3	2	3	9	2	5	2	0	
Gambling	M	0	0	1	0	0	2	3	1	1	2	0	
	F	0	0	0	0	0	0	0	2	0	0	0	
Offenses Against Family & Children	M	0	0	0	0	0	0	0	0	0	1	0	
	F	0	0	0	0	0	0	0	0	0	0	0	
Driving Under the Influence	M	0	0	0	0	0	2	2	5	7	5	6	
	F	0	0	0	0	0	0	0	0	2	1	1	
Liquor Laws	M	0	0	8	15	35	49	107	77	48	32	2	
	F	0	1	14	30	23	29	97	15	16	7	0	
Drunkenness	M	0	0	0	0	0	0	0	0	0	0	0	
	F	0	0	0	0	0	0	0	0	0	0	0	
Disorderly Conduct	M	0	1	2	0	1	0	4	2	1	5	4	
	F	0	0	0	0	1	1	2	0	1	1	0	
Vagrancy	M	0	0	0	0	0	0	0	0	0	0	0	
	F	0	0	0	0	0	0	0	0	0	0	0	
All Other Offenses (except Traffic)	M	0	2	5	17	23	20	67	17	33	21	42	
	F	0	0	5	4	11	11	31	5	5	9	4	
Suspicion	M	0	0	0	0	0	0	0	0	0	0	0	
	F	0	0	0	0	0	0	0	0	0	0	0	
Curfew and Loitering Law Violations	M	1	1	2	9	7	7	27	0	0	0	0	
	F	0	0	5	5	5	4	19	0	0	0	0	
Runaway	M	0	0	2	4	8	3	17	0	0	0	0	
	F	0	0	4	4	14	5	27	0	0	0	0	
GRAND TOTAL		2	11	73	118	163	164	531	153	159	106	96	

*The criminal statistics within this publication are only those criminal statistics reported to the Uniform Crime Reporting Program by the participating law enforcement agencies.

Douglas Co SO Arrests By Offense and Age

	22	23	24	25-29	30-34	35-39	40-44	45-49	50-54	55-59	60-64	over 64	Total >18	Grand Total
0	0	0	1	0	0	1	0	0	0	0	0	0	2	2
0	0	0	0	0	0	0	1	0	0	0	0	0	1	1
0	0	0	0	0	0	0	0	0	1	0	0	0	1	1
0	0	0	0	0	0	0	0	0	0	0	0	0	0	0
0	0	0	1	0	0	0	0	0	0	0	0	0	2	2
0	0	0	0	0	0	0	0	0	0	0	0	0	0	0
0	0	0	0	0	0	0	0	0	0	0	0	0	1	1
0	0	0	0	0	0	0	0	0	0	0	0	0	0	0
2	1	0	3	2	4	3	2	0	0	0	1	0	22	26
0	0	0	1	1	2	0	1	0	0	0	0	0	5	5
7	12	15	40	20	13	13	18	9	5	1	2	2	181	209
4	2	1	11	8	12	9	5	3	1	0	0	0	65	77
2	0	0	4	2	4	1	0	1	0	0	0	0	22	23
1	1	0	1	0	1	0	1	0	0	0	0	0	7	7
3	2	1	8	4	0	6	5	1	1	1	0	0	43	67
0	2	1	2	3	3	3	1	2	1	1	0	0	20	37
0	0	0	1	1	1	0	0	0	0	0	0	0	4	5
0	0	0	1	0	0	0	0	0	0	0	0	0	1	1
1	0	1	1	0	0	0	0	0	0	0	0	0	3	3
0	0	0	1	0	0	0	0	0	0	0	0	0	1	1
0	0	0	0	0	1	1	0	0	0	0	0	0	2	2
0	1	0	1	0	0	0	1	0	0	0	0	0	3	3
0	1	2	6	5	6	9	3	1	2	0	1	1	37	39
1	1	0	1	4	1	1	3	2	1	0	0	0	18	18
0	0	0	0	0	0	0	0	0	0	0	0	0	2	4
0	0	1	0	0	1	0	0	0	0	0	0	0	2	2
0	0	0	1	0	1	0	0	0	0	0	0	0	5	5
0	0	0	0	0	0	0	0	0	0	0	0	0	2	2
1	1	3	2	1	0	1	0	1	0	0	0	0	12	22
0	0	0	0	0	0	1	0	0	0	0	0	0	2	3
0	0	1	0	0	0	0	0	0	1	0	0	0	4	4
0	0	0	0	1	0	0	0	0	0	0	0	0	1	1
0	0	0	0	0	0	0	0	1	0	0	0	0	1	1
0	0	0	0	0	0	0	0	0	0	0	0	0	0	0
0	0	0	3	0	1	1	0	0	0	0	0	0	6	8
0	0	0	0	0	0	0	0	0	0	0	0	0	0	1
7	3	8	16	11	10	4	7	4	2	3	0	7	117	131
3	0	0	3	1	3	1	1	0	1	0	0	0	22	31
0	0	0	0	0	0	0	0	0	0	0	0	0	4	7
0	0	0	0	0	0	0	0	0	0	0	0	0	2	2
0	0	0	1	0	0	1	0	0	0	0	0	0	3	3
0	0	1	0	1	2	0	1	0	0	0	0	0	5	5
9	11	8	38	16	15	22	21	18	11	5	7	7	204	206
4	5	1	7	6	13	11	5	6	3	1	1	1	67	67
3	0	1	1	0	1	2	3	1	1	0	0	0	172	279
1	0	1	1	0	1	1	1	0	0	0	0	0	44	141
0	1	0	0	0	0	0	1	0	0	0	0	0	2	2
0	0	0	0	0	0	0	0	0	0	0	0	0	0	0
1	2	8	6	6	3	2	3	2	1	1	0	0	47	51
0	0	0	3	0	0	2	0	0	0	0	0	0	7	9
0	0	0	0	0	0	0	0	1	0	0	0	0	1	1
0	0	0	0	0	0	0	0	0	0	0	0	0	0	0
34	30	25	85	51	40	20	42	17	7	2	5	5	471	538
8	3	5	27	13	17	15	16	3	4	1	0	0	135	166
0	0	0	0	0	0	0	0	0	0	0	0	0	0	0
0	0	0	0	0	0	0	0	0	0	0	0	0	0	0
0	0	0	0	0	0	0	0	0	0	0	0	0	0	27
0	0	0	0	0	0	0	0	0	0	0	0	0	0	19
0	0	0	0	0	0	0	0	0	0	0	0	0	0	17
0	0	0	0	0	0	0	0	0	0	0	0	0	0	27
92	79	85	277	157	157	131	141	74	42	16	16	16	1,781	2,312

Elko Co SO Arrests By Offense and Age

OFFENSE	SEX	9 & Under											
		10-12	13-14	15	16	17	Total <18	18	19	20	21		
Murder	M	0	0	0	0	0	0	0	0	0	0	0	0
	F	0	0	0	0	0	0	0	0	0	0	0	0
Manslaughter by Negligence	M	0	0	0	0	0	0	0	0	0	0	0	0
	F	0	0	0	0	0	0	0	0	0	0	0	0
Forcible Rape	M	0	0	0	0	0	0	0	0	0	0	0	0
	F	0	0	0	0	0	0	0	0	0	0	0	0
Robbery	M	0	0	0	0	0	0	0	0	0	0	0	0
	F	0	0	0	0	0	0	0	0	0	0	0	0
Aggravated Assault	M	0	0	0	0	0	0	0	0	0	1	0	0
	F	0	0	1	1	0	0	2	0	0	0	0	0
Other Assaults	M	0	0	0	0	1	0	1	0	0	0	0	0
	F	0	0	1	1	3	1	6	0	0	0	0	0
Burglary	M	0	0	0	0	1	1	1	2	1	2	0	0
	F	0	0	1	1	1	0	3	0	0	0	0	0
Larceny--Theft	M	0	0	1	1	1	0	3	0	0	0	0	0
	F	0	0	0	0	1	0	1	0	0	0	0	0
Motor Vehicle Theft	M	0	0	0	0	0	0	0	0	0	0	0	0
	F	0	0	0	1	0	0	1	0	0	0	0	0
Arson	M	0	0	0	0	0	0	0	0	0	0	0	0
	F	0	0	0	0	0	0	0	0	0	0	0	0
Forgery & Counterfeiting	M	0	0	0	0	0	0	0	0	0	0	0	0
	F	0	0	0	0	0	0	0	0	0	0	0	0
Fraud	M	0	0	0	0	0	0	0	0	0	0	0	0
	F	0	0	0	0	0	0	0	0	0	0	0	0
Embezzlement	M	0	0	0	0	0	0	0	0	0	0	0	0
	F	0	0	0	0	0	0	0	0	0	0	0	0
Stolen Property-Buy, Possess, Recei	M	0	0	0	0	2	1	3	0	1	0	0	0
	F	0	0	0	0	0	0	0	0	0	0	0	0
Vandalism	M	0	0	1	0	1	0	2	0	0	0	0	0
	F	0	0	1	0	0	1	2	0	0	0	0	0
Weapons-carrying, possession, etc...	M	0	0	0	0	0	0	0	0	0	0	0	0
	F	0	0	0	0	0	0	0	0	0	0	0	0
Prostitution & Commercialized Vice	M	0	0	0	0	0	0	0	0	0	0	0	0
	F	0	0	0	0	0	0	0	0	0	0	0	0
Other Sex Offenses	M	0	0	1	0	0	0	1	0	0	0	0	0
	F	0	0	0	0	0	0	0	0	0	0	0	0
Drug Abuse Violations	M	0	0	0	0	1	3	4	2	0	1	0	0
	F	0	0	0	0	2	0	2	1	0	0	0	0
Gambling	M	0	0	0	0	0	0	0	0	0	1	0	0
	F	0	0	0	0	0	0	0	0	0	0	0	0
Offenses Against Family & Children	M	0	0	0	0	1	2	3	1	0	0	0	1
	F	0	0	1	0	0	0	1	0	0	0	0	1
Driving Under the Influence	M	0	0	0	0	0	0	0	0	2	2	5	
	F	0	0	0	0	0	1	1	0	1	0	1	
Liquor Laws	M	0	0	0	0	3	4	7	4	5	2	1	
	F	0	0	2	1	0	1	4	3	1	1	0	
Drunkenness	M	0	0	3	1	1	3	8	2	0	2	0	
	F	0	0	0	0	0	1	1	0	0	0	0	
Disorderly Conduct	M	0	0	0	0	0	0	0	0	0	0	0	
	F	0	0	2	1	0	0	3	0	0	0	0	
Vagrancy	M	0	0	0	0	0	0	0	0	0	0	0	
	F	0	0	0	0	0	0	0	0	0	0	0	
All Other Offenses (except Traffic)	M	0	1	2	4	4	3	14	11	13	13	17	
	F	0	1	2	2	2	1	8	1	3	4	1	
Suspicion	M	0	0	0	0	0	0	0	0	0	0	0	
	F	0	0	0	0	0	0	0	0	0	0	0	
Curfew and Loitering Law Violations	M	0	0	0	0	0	0	0	0	0	0	0	
	F	0	0	0	0	0	0	0	0	0	0	0	
Runaway	M	0	0	1	0	0	7	8	0	0	0	0	
	F	0	0	2	1	0	1	4	0	0	0	0	
GRAND TOTAL			0	2	22	15	25	31	95	26	29	26	27

**Arrest Data for Wells PD is included.

*The criminal statistics within this publication are only those criminal statistics reported to the Uniform Crime Reporting Program by the participating law enforcement agencies.

Elko Co SO Arrests By Offense and Age

	22	23	24	25-29	30-34	35-39	40-44	45-49	50-54	55-59	60-64	over 64	Total >18	Grand Total
0	0	0	0	0	0	0	0	0	0	0	1	0	1	1
0	0	0	0	0	0	0	0	0	1	0	0	0	1	1
0	0	0	0	0	0	0	0	0	0	0	0	0	0	0
0	0	0	0	0	0	0	0	0	0	0	0	0	0	0
0	0	0	0	0	0	1	0	0	0	0	0	0	1	1
0	0	0	0	0	0	0	0	0	0	0	0	0	0	0
0	0	0	0	0	0	0	0	0	0	0	0	0	0	0
0	0	0	0	0	0	0	0	0	0	0	0	0	1	1
0	0	0	0	0	0	0	0	0	0	0	0	0	0	2
0	1	0	2	2	1	1	0	0	0	0	1	1	9	10
0	0	0	0	0	0	0	1	0	0	0	0	0	1	7
0	0	0	0	0	0	0	0	0	0	0	0	0	3	5
0	0	0	0	0	0	0	0	1	0	0	0	0	1	4
0	0	0	1	0	1	0	0	0	1	0	0	0	3	6
0	0	0	0	1	0	0	0	1	0	0	0	0	2	3
0	0	0	0	0	0	0	0	0	0	0	0	0	0	0
0	0	0	0	0	0	0	0	0	0	0	0	0	0	1
0	0	0	0	0	0	0	0	0	0	0	0	0	0	0
0	0	0	0	0	0	0	0	0	0	0	0	0	0	0
0	0	0	0	0	0	0	0	0	0	0	0	0	0	0
0	0	0	0	0	0	0	0	0	0	0	0	0	0	0
0	0	0	0	0	0	0	0	0	0	0	0	0	0	0
0	0	0	0	0	1	0	0	0	0	0	0	0	1	1
0	0	0	0	0	0	0	0	0	0	0	0	0	0	0
0	0	0	0	0	0	0	0	0	0	0	0	0	0	0
0	0	0	0	2	4	0	1	0	0	0	0	0	8	11
0	0	0	0	0	0	0	0	0	0	0	0	0	0	0
1	0	0	1	0	0	0	0	0	0	0	0	0	2	4
0	0	0	0	0	1	0	0	0	0	0	0	0	1	3
0	0	1	0	0	0	0	0	1	0	0	1	0	3	3
0	0	0	0	0	0	0	0	0	0	0	0	0	0	0
0	0	0	0	0	0	0	0	0	0	0	0	0	0	0
0	0	0	0	0	0	0	0	0	0	0	0	0	0	0
0	0	0	0	0	0	0	0	1	0	0	0	0	1	2
0	0	0	0	0	0	0	0	0	0	0	0	0	0	0
0	2	1	4	2	1	1	3	1	0	0	0	0	18	22
0	0	0	0	2	0	2	1	0	0	0	0	0	6	8
0	0	1	0	0	0	0	0	0	0	0	0	0	2	2
0	0	0	0	0	0	0	0	0	0	0	0	0	0	0
1	1	1	6	4	6	1	1	4	0	1	0	0	28	31
0	0	1	3	1	5	3	1	1	1	1	0	0	17	18
3	0	1	10	11	9	12	9	8	2	0	3	3	77	77
0	0	1	3	2	3	2	4	1	0	0	0	0	18	19
0	0	1	0	0	0	0	0	0	0	0	0	0	13	20
0	0	0	0	0	0	0	0	0	0	0	0	0	5	9
0	1	0	0	0	0	0	0	0	0	0	0	0	5	13
0	0	0	0	0	0	0	0	0	0	0	0	0	0	1
1	1	1	0	0	0	0	0	0	0	0	0	0	3	3
0	0	0	0	0	0	0	0	1	0	0	0	0	1	4
0	0	0	0	0	0	0	0	0	0	0	0	0	0	0
0	0	0	0	0	0	0	0	0	0	0	0	0	0	0
7	11	11	32	17	15	18	15	7	8	4	3	3	202	216
3	5	0	7	11	8	6	6	2	1	0	0	0	58	66
0	0	0	0	0	0	0	0	0	0	0	0	0	0	0
0	0	0	0	0	0	0	0	0	0	0	0	0	0	0
0	0	0	0	0	0	0	0	0	0	0	0	0	0	0
0	0	0	0	0	0	0	0	0	0	0	0	0	0	0
0	0	0	0	0	0	0	0	0	0	0	0	0	0	8
0	0	0	0	0	0	0	0	0	0	0	0	0	0	4
16	22	20	69	56	55	47	46	26	12	8	7	7	492	587

Elko PD Arrests By Offense and Age

OFFENSE	SEX	9 & Under										Total <18	18	19	20	21	
		10-12	13-14	15	16	17											
Murder	M	0	0	0	0	0	0	0	0	0	0	0	0	0	0	0	0
Murder	F	0	0	0	0	0	0	0	0	0	0	0	0	0	0	0	0
Manslaughter by Negligence	M	0	0	0	0	0	0	0	0	0	0	0	0	0	0	0	0
Manslaughter by Negligence	F	0	0	0	0	0	0	0	0	0	0	0	0	0	0	0	0
Forcible Rape	M	0	0	0	0	0	0	0	0	0	0	0	0	0	1	0	0
Forcible Rape	F	0	0	0	0	0	0	0	0	0	0	0	0	0	0	0	0
Robbery	M	0	0	0	0	0	0	0	0	0	0	0	0	0	0	0	1
Robbery	F	0	0	0	0	0	0	0	0	0	0	0	0	0	0	0	0
Aggravated Assault	M	0	0	1	0	0	0	1	0	0	1	0	1	0	0	1	1
Aggravated Assault	F	0	0	0	0	0	0	0	0	0	0	0	1	0	0	0	0
Other Assaults	M	0	0	0	2	1	2	5	6	4	4	2	4	4	2	2	2
Other Assaults	F	0	0	2	0	1	0	3	2	0	1	1	1	1	1	1	1
Burglary	M	0	0	0	2	0	0	2	1	1	0	1	1	0	0	1	1
Burglary	F	0	0	0	0	0	0	0	0	0	0	0	0	0	0	0	0
Larceny--Theft	M	0	2	2	2	4	2	12	2	1	1	1	1	1	1	1	1
Larceny--Theft	F	0	0	2	0	1	1	4	0	0	0	0	0	0	0	0	0
Motor Vehicle Theft	M	0	0	1	3	1	0	5	0	0	0	0	0	0	0	0	0
Motor Vehicle Theft	F	0	0	0	0	0	0	0	0	0	0	0	0	0	0	0	1
Arson	M	0	0	0	0	0	0	0	0	0	0	0	0	0	0	0	0
Arson	F	0	0	0	0	0	0	0	0	0	0	0	0	0	0	0	0
Forgery & Counterfeiting	M	0	0	0	0	0	1	1	1	0	1	1	0	1	1	1	1
Forgery & Counterfeiting	F	0	0	0	0	0	0	0	0	0	0	0	0	0	0	0	0
Fraud	M	0	0	0	0	0	0	0	0	1	1	2	3	0	0	0	0
Fraud	F	0	0	0	0	0	0	0	0	0	0	0	0	0	0	0	0
Embezzlement	M	0	0	0	0	1	1	2	3	0	0	0	0	0	0	0	0
Embezzlement	F	0	0	0	0	0	1	1	0	1	0	1	0	1	0	0	0
Stolen Property-Buy, Possess, Recei	M	0	0	0	1	0	0	1	1	0	1	1	0	1	1	0	0
Stolen Property-Buy, Possess, Recei	F	0	0	0	0	0	0	0	0	0	0	0	0	0	1	0	0
Vandalism	M	0	2	1	1	0	1	5	0	0	0	4	4	2	4	2	2
Vandalism	F	0	0	1	0	0	1	2	0	0	0	0	0	0	0	0	0
Weapons-carrying, possession, etc...	M	0	0	0	0	0	0	0	1	1	3	0	1	3	0	0	0
Weapons-carrying, possession, etc...	F	0	0	0	1	0	0	1	0	0	0	0	0	0	0	0	0
Prostitution & Commercialized Vice	M	0	0	0	0	0	0	0	0	0	0	0	0	0	0	0	0
Prostitution & Commercialized Vice	F	0	0	0	0	0	0	0	0	0	0	0	0	0	0	0	0
Other Sex Offenses	M	0	0	0	0	0	0	0	0	0	0	0	0	0	1	0	0
Other Sex Offenses	F	0	0	0	0	0	0	0	0	0	0	0	0	0	0	0	0
Drug Abuse Violations	M	0	0	0	3	3	1	7	6	2	3	6	2	3	6	6	6
Drug Abuse Violations	F	0	0	0	0	0	0	0	0	4	0	0	4	0	0	0	0
Gambling	M	0	0	0	0	0	0	0	0	0	0	0	0	0	0	0	0
Gambling	F	0	0	0	0	0	0	0	0	0	0	0	0	0	0	0	0
Offenses Against Family & Children	M	0	0	0	0	1	1	2	0	0	0	0	0	0	0	1	1
Offenses Against Family & Children	F	0	0	1	0	0	0	1	0	0	0	0	0	0	0	0	0
Driving Under the Influence	M	0	0	0	1	0	3	4	4	8	1	7	4	8	1	7	7
Driving Under the Influence	F	0	0	0	0	0	0	0	1	2	0	0	1	2	0	0	0
Liquor Laws	M	0	0	1	6	21	31	59	59	57	39	5	59	57	39	5	5
Liquor Laws	F	0	0	3	8	7	14	32	21	21	13	0	21	21	13	0	0
Drunkenness	M	0	0	0	0	0	0	0	0	0	0	0	0	0	0	0	0
Drunkenness	F	0	0	0	0	0	0	0	0	0	0	0	0	0	0	0	0
Disorderly Conduct	M	0	1	2	1	1	2	7	2	2	2	2	2	2	2	2	2
Disorderly Conduct	F	0	0	0	0	0	1	1	0	0	0	0	0	0	0	0	0
Vagrancy	M	0	0	0	0	0	0	0	2	1	2	1	2	1	2	1	1
Vagrancy	F	0	0	0	0	0	0	0	0	0	1	0	0	1	0	0	0
All Other Offenses (except Traffic)	M	0	0	3	2	1	7	13	7	18	20	14	7	18	20	14	14
All Other Offenses (except Traffic)	F	0	0	1	2	1	1	5	7	6	7	5	7	6	7	5	5
Suspicion	M	0	0	0	0	0	0	0	0	0	0	0	0	0	0	0	0
Suspicion	F	0	0	0	0	0	0	0	0	0	0	0	0	0	0	0	0
Curfew and Loitering Law Violations	M	0	1	6	8	13	9	37	0	0	0	0	0	0	0	0	0
Curfew and Loitering Law Violations	F	0	0	5	3	5	6	19	0	0	0	0	0	0	0	0	0
Runaway	M	0	2	10	3	3	4	22	0	0	0	0	0	0	0	0	0
Runaway	F	0	1	8	8	1	4	22	0	0	0	0	0	0	0	0	0
GRAND TOTAL		0	9	50	57	66	94	276	126	132	107	54					

*The criminal statistics within this publication are only those criminal statistics reported to the Uniform Crime Reporting Program by the participating law enforcement agencies.

Elko PD Arrests By Offense and Age

	22	23	24	25-29	30-34	35-39	40-44	45-49	50-54	55-59	60-64	over 64	Total >18	Grand Total
0	0	0	0	0	0	0	0	0	0	0	0	0	0	0
0	0	0	0	0	0	0	0	0	0	0	0	0	0	0
0	0	0	0	0	0	0	0	0	0	0	0	0	0	0
0	0	0	0	0	0	0	0	0	0	0	0	0	1	1
0	0	0	0	0	0	0	0	0	0	0	0	0	0	0
0	0	0	0	0	0	0	0	0	0	0	0	1	2	2
0	0	0	0	0	0	0	0	0	0	0	0	0	0	0
1	1	2	1	0	1	1	1	1	1	0	0	0	11	12
0	0	0	0	0	0	1	0	0	0	0	0	0	2	2
3	2	3	21	9	13	16	10	1	0	0	0	2	96	101
2	0	0	2	2	3	5	3	2	0	0	0	0	23	26
0	2	1	1	1	2	1	0	1	0	0	0	0	12	14
0	0	0	0	0	0	0	0	0	0	0	0	0	0	0
3	0	1	1	1	1	0	0	0	0	1	0	1	13	25
2	0	0	1	1	2	2	0	0	0	0	0	0	8	12
0	1	0	1	0	1	0	0	0	0	0	0	0	3	8
0	0	0	0	0	0	0	0	0	0	0	0	0	1	1
0	0	0	0	0	0	0	0	0	0	0	0	0	0	0
0	0	1	2	1	0	1	0	0	0	0	0	0	8	9
1	0	1	1	0	0	0	0	0	0	0	0	0	3	3
0	1	0	4	2	0	1	1	0	0	0	0	0	13	13
0	0	0	2	0	0	0	0	1	1	0	0	0	4	4
0	1	0	1	0	0	1	1	0	0	0	0	0	7	9
0	0	0	0	0	0	0	0	0	0	0	0	0	1	2
0	1	0	2	1	1	2	0	1	0	0	0	0	10	11
0	0	0	0	0	0	0	0	0	1	0	0	0	2	2
0	1	2	2	0	2	2	0	0	0	0	0	0	15	20
0	0	0	0	0	0	0	0	0	0	0	0	0	0	2
2	0	0	1	0	1	1	0	0	0	0	0	0	10	10
0	0	0	0	0	0	0	0	0	0	0	0	0	0	1
0	0	0	0	0	0	0	0	0	0	0	0	0	0	0
0	1	0	0	0	1	3	0	0	0	0	0	0	6	6
0	0	0	0	0	0	0	0	0	0	0	0	0	0	0
1	5	1	6	3	1	2	3	2	0	1	0	0	42	49
0	3	1	1	0	2	3	4	1	0	0	0	0	19	19
0	0	0	0	0	0	0	0	0	0	0	0	0	0	0
0	0	0	0	0	0	0	0	0	0	0	0	0	0	0
0	0	0	1	0	0	0	0	0	0	0	0	0	2	4
0	0	0	0	0	0	0	0	0	0	0	0	0	0	1
4	12	12	31	12	13	17	13	9	6	0	1	1	150	154
3	2	1	0	4	4	5	2	2	0	0	0	0	26	26
1	1	1	1	2	0	1	0	0	0	0	0	0	167	226
0	0	0	0	1	0	0	0	0	0	0	0	0	56	88
0	0	0	1	0	2	0	0	1	0	0	0	0	4	4
0	0	0	0	0	0	1	0	0	1	0	0	0	2	2
3	8	1	12	9	4	5	1	2	0	1	0	0	54	61
2	0	1	1	3	0	1	2	0	0	0	0	0	10	11
5	1	1	7	8	1	5	3	2	3	0	1	1	43	43
0	0	1	1	2	0	0	0	1	0	0	0	0	6	6
28	18	20	67	47	46	37	20	22	8	4	9	9	385	398
8	9	8	25	19	20	15	14	8	4	0	0	0	155	160
0	0	0	0	0	0	0	0	0	0	0	0	0	0	0
0	0	0	0	0	0	0	0	0	0	0	0	0	0	0
0	0	0	0	0	0	0	0	0	0	0	0	0	0	37
0	0	0	0	0	0	0	0	0	0	0	0	0	0	19
0	0	0	0	0	0	0	0	0	0	0	0	0	0	22
0	0	0	0	0	0	0	0	0	0	0	0	0	0	22
69	70	59	197	128	120	129	78	57	25	6	15	1372	1648	

Esmeralda SO Arrests By Offense and Age

OFFENSE	SEX	9 &						Total <18	18	19	20	21	
		Under	10 -12	13-14	15	16	17						
Murder	M	0	0	0	0	0	0	0	0	0	0	0	
	F	0	0	0	0	0	0	0	0	0	0	0	
Manslaughter by Negligence	M	0	0	0	0	0	0	0	0	0	0	0	
	F	0	0	0	0	0	0	0	0	0	0	0	
Forcible Rape	M	0	0	0	0	0	0	0	0	0	0	0	
	F	0	0	0	0	0	0	0	0	0	0	0	
Robbery	M	0	0	0	0	0	0	0	0	0	0	0	
	F	0	0	0	0	0	0	0	0	0	0	0	
Aggravated Assault	M	0	0	0	0	0	0	0	0	0	0	0	
	F	0	0	0	0	0	0	0	0	0	0	0	
Other Assaults	M	0	0	0	0	0	0	0	0	0	0	0	
	F	0	0	0	0	0	0	0	0	0	0	0	
Burglary	M	0	0	0	0	0	0	0	1	1	0	0	
	F	0	0	0	0	0	0	0	0	0	0	0	
Larceny--Theft	M	0	0	0	0	0	0	0	0	0	0	0	
	F	0	0	0	0	0	0	0	0	0	0	0	
Motor Vehicle Theft	M	0	0	0	0	0	0	0	0	0	0	0	
	F	0	0	0	0	0	0	0	0	0	0	0	
Arson	M	0	0	0	0	1	0	1	0	0	0	0	
	F	0	0	0	0	0	0	0	0	0	0	0	
Forgery & Counterfeiting	M	0	0	0	0	0	0	0	0	0	0	0	
	F	0	0	0	0	0	0	0	0	0	0	0	
Fraud	M	0	0	0	0	0	0	0	0	0	0	0	
	F	0	0	0	0	0	0	0	0	0	0	0	
Embezzlement	M	0	0	0	0	0	0	0	0	0	0	0	
	F	0	0	0	0	0	0	0	0	0	0	0	
Stolen Property-Buy, Possess, Recei	M	0	0	0	0	0	0	0	0	0	1	0	
	F	0	0	0	0	0	0	0	0	0	0	0	
Vandalism	M	0	0	0	0	0	0	0	0	0	0	0	
	F	0	0	0	0	0	0	0	0	0	0	0	
Weapons-carrying, possession, etc...	M	0	0	0	0	0	0	0	0	0	0	0	
	F	0	0	0	0	0	0	0	0	0	0	0	
Prostitution & Commercialized Vice	M	0	0	0	0	0	0	0	0	0	0	0	
	F	0	0	0	0	0	0	0	0	0	0	0	
Other Sex Offenses	M	0	0	0	0	0	0	0	0	0	0	0	
	F	0	0	0	0	0	0	0	0	0	0	0	
Drug Abuse Violations	M	0	0	0	0	0	0	0	0	0	0	0	
	F	0	0	0	0	0	0	0	0	0	0	0	
Gambling	M	0	0	0	0	0	0	0	0	0	0	0	
	F	0	0	0	0	0	0	0	0	0	0	0	
Offenses Against Family & Children	M	0	0	0	0	0	0	0	0	0	0	0	
	F	0	0	0	0	0	0	0	0	0	0	0	
Driving Under the Influence	M	0	0	0	0	0	0	0	0	0	0	0	
	F	0	0	0	0	0	0	0	0	0	0	0	
Liquor Laws	M	0	0	0	0	1	0	1	1	0	0	0	
	F	0	0	0	0	1	0	1	0	0	0	0	
Drunkenness	M	0	0	0	0	0	0	0	0	0	0	0	
	F	0	0	0	0	0	0	0	0	0	0	0	
Disorderly Conduct	M	0	0	0	0	0	0	0	0	0	0	0	
	F	0	0	0	0	0	0	0	0	0	0	0	
Vagrancy	M	0	0	0	0	0	0	0	0	0	0	0	
	F	0	0	0	0	0	0	0	0	0	0	0	
All Other Offenses (except Traffic)	M	0	0	0	0	0	0	0	0	1	0	1	
	F	0	0	0	0	0	0	0	0	0	0	0	
Suspicion	M	0	0	0	0	0	0	0	0	0	0	0	
	F	0	0	0	0	0	0	0	0	0	0	0	
Curfew and Loitering Law Violations	M	0	0	0	0	0	0	0	0	0	0	0	
	F	0	0	0	0	0	0	0	0	0	0	0	
Runaway	M	0	0	0	0	0	1	1	0	0	0	0	
	F	0	0	0	0	1	0	1	0	0	0	0	
GRAND TOTAL			0	0	0	0	4	1	5	2	2	1	1

*The criminal statistics within this publication are only those criminal statistics reported to the Uniform Crime Reporting Program by the participating law enforcement agencies.

Eureka Co SO Arrests By Offense and Age

OFFENSE	SEX	9 &											
		Under	10 -12	13-14	15	16	17	Total <18	18	19	20	21	
Murder	M	0	0	0	0	0	0	0	0	0	0	0	0
	F	0	0	0	0	0	0	0	0	0	0	0	0
Manslaughter by Negligence	M	0	0	0	0	0	0	0	0	0	0	0	0
	F	0	0	0	0	0	0	0	0	0	0	0	0
Forcible Rape	M	0	0	0	0	0	0	0	0	0	0	0	0
	F	0	0	0	0	0	0	0	0	0	0	0	0
Robbery	M	0	0	0	0	0	0	0	0	0	0	0	0
	F	0	0	0	0	0	0	0	0	0	0	0	0
Aggravated Assault	M	0	0	0	0	0	0	0	0	0	0	0	0
	F	0	0	0	0	0	0	0	0	0	0	0	0
Other Assaults	M	0	0	0	0	0	0	0	0	0	0	0	1
	F	0	0	0	0	0	0	0	0	0	0	0	0
Burglary	M	2	0	0	0	0	0	2	0	0	0	0	0
	F	0	1	0	0	1	0	2	0	0	0	0	0
Larceny--Theft	M	0	0	0	0	0	0	0	0	0	0	0	0
	F	0	0	1	1	0	0	2	0	0	0	0	0
Motor Vehicle Theft	M	0	0	0	0	0	0	0	1	1	0	0	0
	F	0	0	0	0	0	0	0	0	0	0	0	0
Arson	M	0	0	0	0	0	0	0	0	0	0	0	0
	F	0	0	0	0	0	0	0	0	0	0	0	0
Forgery & Counterfeiting	M	0	0	0	0	0	0	0	0	0	0	0	0
	F	0	0	0	0	0	0	0	0	0	0	0	0
Fraud	M	0	0	0	0	0	0	0	0	0	0	0	0
	F	0	0	0	0	0	0	0	0	0	0	0	0
Embezzlement	M	0	0	0	0	0	0	0	0	0	0	0	0
	F	0	0	0	0	0	0	0	0	0	0	0	0
Stolen Property-Buy, Possess, Recei	M	0	0	0	0	0	0	0	0	0	0	0	0
	F	0	0	0	0	0	0	0	0	0	0	0	0
Vandalism	M	0	0	0	0	0	0	0	0	0	0	0	0
	F	0	0	0	0	0	0	0	0	0	0	0	0
Weapons-carrying, possession, etc...	M	0	0	0	0	0	0	0	0	0	0	0	0
	F	0	0	0	0	0	0	0	0	0	0	0	0
Prostitution & Commercialized Vice	M	0	0	0	0	0	0	0	0	0	0	0	0
	F	0	0	0	0	0	0	0	0	0	0	0	0
Other Sex Offenses	M	0	0	0	0	0	0	0	0	0	0	0	0
	F	0	0	0	0	0	0	0	0	0	0	0	0
Drug Abuse Violations	M	0	0	0	0	0	0	0	0	0	1	0	0
	F	0	0	0	0	0	0	0	1	0	0	0	0
Gambling	M	0	0	0	0	0	0	0	0	0	0	0	0
	F	0	0	0	0	0	0	0	0	0	0	0	0
Offenses Against Family & Children	M	0	0	0	0	0	0	0	0	0	0	0	0
	F	0	0	0	0	0	0	0	0	0	0	0	0
Driving Under the Influence	M	0	0	0	0	0	0	0	1	0	0	1	0
	F	0	0	0	0	0	0	0	0	0	0	0	0
Liquor Laws	M	0	0	0	0	1	0	1	1	0	0	0	0
	F	0	0	0	1	0	0	1	0	0	0	0	0
Drunkenness	M	0	0	0	0	0	0	0	0	0	0	0	0
	F	0	0	0	0	0	0	0	0	0	0	0	0
Disorderly Conduct	M	0	0	0	0	0	0	0	0	0	0	0	0
	F	0	0	0	0	0	0	0	0	0	0	0	0
Vagrancy	M	0	0	0	0	0	0	0	0	0	0	0	0
	F	0	0	0	0	0	0	0	0	0	0	0	0
All Other Offenses (except Traffic)	M	0	0	0	0	0	0	0	0	0	2	1	0
	F	0	0	0	0	0	0	0	0	0	0	0	0
Suspicion	M	0	0	0	0	0	0	0	0	0	0	0	0
	F	0	0	0	0	0	0	0	0	0	0	0	0
Curfew and Loitering Law Violations	M	0	0	0	0	0	0	0	0	0	0	0	0
	F	0	0	0	0	0	0	0	0	0	0	0	0
Runaway	M	0	0	0	0	0	0	0	0	0	0	0	0
	F	0	0	0	0	0	0	0	0	0	0	0	0
GRAND TOTAL		2	1	1	2	2	0	8	4	1	3	3	

*The criminal statistics within this publication are only those criminal statistics reported to the Uniform Crime Reporting Program by the participating law enforcement agencies.

Fallon PD Arrests By Offense and Age

OFFENSE	SEX	9 &							Total <18	18	19	20	21
		Under	10-12	13-14	15	16	17						
Murder	M	0	0	0	0	0	0	0	0	0	0	0	
	F	0	0	0	0	0	0	0	0	0	0	0	
Manslaughter by Negligence	M	0	0	0	0	0	0	0	0	0	0	0	
	F	0	0	0	0	0	0	0	0	0	0	0	
Forcible Rape	M	0	0	0	0	0	0	0	0	0	0	0	
	F	0	0	0	0	0	0	0	0	0	0	0	
Robbery	M	0	0	0	0	0	0	0	0	0	0	0	
	F	0	0	0	0	0	0	0	0	0	0	0	
Aggravated Assault	M	0	0	2	0	1	0	3	0	1	0	0	
	F	0	0	0	0	0	0	0	0	1	0	0	
Other Assaults	M	0	0	1	0	0	0	1	0	1	0	2	
	F	0	1	1	0	1	0	3	0	0	1	0	
Burglary	M	0	0	4	0	0	1	5	3	3	0	2	
	F	0	0	2	4	1	0	7	0	1	1	1	
Larceny--Theft	M	0	0	1	2	0	2	5	0	1	2	0	
	F	0	0	4	1	1	0	6	2	0	0	0	
Motor Vehicle Theft	M	0	0	3	2	0	0	5	0	0	0	0	
	F	0	0	0	0	0	0	0	0	0	0	0	
Arson	M	0	2	0	0	0	0	2	0	0	0	0	
	F	0	0	0	0	0	0	0	0	0	0	0	
Forgery & Counterfeiting	M	0	0	0	0	0	0	0	0	0	0	0	
	F	0	0	0	0	0	0	0	0	0	0	0	
Fraud	M	0	0	0	0	0	0	0	0	0	0	1	
	F	0	0	0	0	0	0	0	1	0	1	0	
Embezzlement	M	0	0	0	0	0	0	0	0	0	0	0	
	F	0	0	0	0	0	0	0	0	0	0	0	
Stolen Property-Buy, Possess, Recei	M	0	0	0	0	0	0	0	0	0	0	0	
	F	0	0	0	0	0	0	0	0	0	0	0	
Vandalism	M	0	1	2	0	0	2	5	0	2	1	1	
	F	0	0	0	0	0	0	0	0	0	0	0	
Weapons-carrying, possession, etc...	M	0	1	0	0	0	0	1	0	0	0	0	
	F	0	0	0	0	0	0	0	0	0	0	0	
Prostitution & Commercialized Vice	M	0	0	0	0	0	0	0	0	0	0	0	
	F	0	0	0	0	0	0	0	0	0	0	0	
Other Sex Offenses	M	0	0	0	0	0	0	0	0	0	0	1	
	F	0	0	0	0	0	0	0	0	0	0	0	
Drug Abuse Violations	M	0	0	7	2	0	3	12	4	3	2	2	
	F	0	0	0	1	0	2	3	0	3	3	1	
Gambling	M	0	0	0	0	0	0	0	0	0	0	0	
	F	0	0	0	0	0	0	0	0	0	0	0	
Offenses Against Family & Children	M	0	0	0	0	0	0	0	0	0	0	0	
	F	0	0	0	0	0	0	0	0	0	0	0	
Driving Under the Influence	M	0	0	0	0	0	0	0	2	1	1	2	
	F	0	0	0	0	0	0	0	0	0	0	0	
Liquor Laws	M	0	1	4	3	11	14	33	11	6	4	0	
	F	0	0	4	0	7	8	19	2	2	1	0	
Drunkenness	M	0	0	0	0	0	0	0	0	0	0	0	
	F	0	0	0	0	0	0	0	0	0	0	0	
Disorderly Conduct	M	0	1	4	0	0	0	5	0	0	0	0	
	F	0	0	1	0	0	0	1	0	0	0	0	
Vagrancy	M	0	0	0	0	0	0	0	0	0	0	0	
	F	0	0	0	0	0	0	0	0	1	0	0	
All Other Offenses (except Traffic)	M	1	1	2	1	1	3	9	0	1	2	2	
	F	0	0	0	0	0	0	0	0	0	0	0	
Suspicion	M	0	0	0	0	0	0	0	0	0	0	0	
	F	0	0	0	0	0	0	0	0	0	0	0	
Curfew and Loitering Law Violations	M	0	0	0	0	0	0	0	0	0	0	0	
	F	0	0	1	1	0	0	2	0	0	0	0	
Runaway	M	0	4	18	6	7	2	37	0	0	0	0	
	F	0	0	21	12	9	4	46	0	0	0	0	
GRAND TOTAL		1	12	82	35	39	41	210	25	27	19	15	

*The criminal statistics within this publication are only those criminal statistics reported to the Uniform Crime Reporting Program by the participating law enforcement agencies.

Fallon PD Arrests By Offense and Age

												over		
22	23	24	25-29	30-34	35-39	40-44	45-49	50-54	55-59	60-64	64	Total >18	Grand Total	
0	0	0	0	0	0	0	0	0	0	0	0	0	0	
0	0	0	0	0	0	0	0	0	0	0	0	0	0	
0	0	0	0	0	0	0	0	0	0	0	0	0	0	
0	0	0	0	0	0	0	0	0	0	0	0	0	0	
0	0	0	0	0	0	0	0	0	0	0	0	0	0	
0	0	0	0	0	0	0	0	0	0	0	0	0	0	
0	1	1	8	5	4	4	1	2	0	0	0	27	30	
0	2	1	0	1	0	0	1	0	0	0	0	6	6	
1	1	0	1	4	1	2	1	0	0	1	0	15	16	
0	2	0	3	0	1	1	1	0	0	0	0	9	12	
0	0	0	5	4	1	2	0	0	0	0	0	20	25	
0	0	0	1	1	0	2	0	0	1	0	0	8	15	
1	0	0	2	1	0	1	0	0	0	0	0	8	13	
0	0	0	0	1	0	1	1	0	1	0	0	6	12	
0	0	0	0	0	0	0	0	0	0	0	0	0	5	
0	0	0	0	0	0	0	0	0	0	0	0	0	0	
0	0	0	0	0	0	0	0	0	0	0	0	0	2	
0	0	0	0	0	0	0	0	0	0	0	0	0	0	
0	0	0	0	1	1	0	0	1	0	0	0	3	3	
0	0	0	0	0	0	0	0	0	0	0	0	0	0	
0	0	0	1	8	0	0	1	0	0	0	1	12	12	
0	0	0	2	1	1	2	1	0	2	2	0	13	13	
0	0	0	0	0	0	0	0	1	0	0	0	1	1	
0	0	1	0	0	0	1	0	0	0	0	0	2	2	
0	0	0	0	1	1	0	1	1	0	0	0	4	4	
1	0	0	0	0	0	0	0	0	0	0	0	1	1	
1	2	0	0	1	1	0	0	0	0	0	0	9	14	
0	1	0	0	0	0	0	0	0	0	0	0	1	1	
1	0	1	0	0	0	1	0	0	0	0	0	3	4	
0	0	0	0	0	0	0	0	0	0	0	0	0	0	
0	0	0	0	0	0	0	0	0	0	0	0	0	0	
0	0	0	0	0	0	0	0	0	0	0	0	0	0	
0	0	0	2	0	0	0	0	0	0	0	0	3	3	
0	0	0	0	0	0	0	0	0	0	0	0	0	0	
1	0	1	3	2	7	0	1	0	1	0	0	27	39	
1	1	0	1	1	0	0	0	2	0	0	0	13	16	
0	0	0	0	0	0	0	0	0	0	0	0	0	0	
0	0	0	0	0	0	0	0	0	0	0	0	0	0	
0	0	0	0	0	1	0	0	0	0	0	1	2	2	
4	4	0	10	6	5	6	2	1	3	2	1	50	50	
1	2	0	0	4	1	1	5	0	0	0	0	14	14	
0	1	0	3	0	0	0	0	0	0	0	0	25	58	
0	0	0	0	0	0	0	0	0	0	0	0	5	24	
0	0	0	0	0	0	0	0	0	0	0	0	0	0	
0	0	0	0	0	0	0	0	0	0	0	0	0	0	
1	1	0	2	1	1	0	1	0	0	0	0	7	12	
0	0	0	1	0	0	2	1	0	0	0	0	4	5	
0	0	0	0	0	0	1	0	0	0	0	0	1	1	
0	0	0	1	1	0	0	0	0	0	0	0	3	3	
1	2	0	3	3	2	0	0	1	0	2	0	19	28	
0	0	0	1	2	0	2	1	0	1	1	0	8	8	
0	0	0	0	0	0	0	0	0	0	0	0	0	0	
0	0	0	0	0	0	0	0	0	0	0	0	0	0	
0	0	0	0	0	0	0	0	0	0	0	0	0	0	
0	0	0	0	0	0	0	0	0	0	0	0	0	2	
0	0	0	0	0	0	0	0	0	0	0	0	0	37	
0	0	0	0	0	0	0	0	0	0	0	0	0	46	
14	20	5	50	49	28	29	19	9	9	8	3	329	539	

Henderson PD Arrests By Offense and Age

OFFENSE	SEX	9 &							Total <18	18	19	20	21
		Under	10 -12	13-14	15	16	17						
Murder	M	0	0	0	0	0	0	0	0	0	0	1	
	F	0	0	0	0	0	0	0	0	0	0	0	
Manslaughter by Negligence	M	0	0	0	0	0	0	0	0	0	0	0	
	F	0	0	0	0	0	0	0	0	0	0	0	
Forcible Rape	M	0	2	4	0	0	0	6	1	0	0	0	
	F	0	0	2	0	0	0	2	0	0	0	0	
Robbery	M	0	0	3	3	4	4	14	5	3	6	3	
	F	0	0	1	1	1	1	4	3	0	2	2	
Aggravated Assault	M	0	3	4	2	4	8	21	2	7	1	1	
	F	0	0	0	1	2	0	3	0	2	0	0	
Other Assaults	M	1	19	29	29	41	35	154	30	48	32	40	
	F	0	7	36	24	21	23	111	16	13	11	9	
Burglary	M	0	4	10	10	19	18	61	18	19	22	12	
	F	0	3	11	6	4	8	32	3	7	2	5	
Larceny--Theft	M	1	7	34	34	47	28	151	39	32	35	10	
	F	0	3	36	27	32	35	133	24	21	14	11	
Motor Vehicle Theft	M	0	0	2	2	3	1	8	1	4	2	1	
	F	0	0	0	0	0	0	0	0	1	0	0	
Arson	M	1	1	6	1	0	1	10	0	0	0	0	
	F	0	0	0	0	0	0	0	0	0	0	0	
Forgery & Counterfeiting	M	0	0	0	0	0	0	0	4	5	2	4	
	F	0	0	0	0	0	0	0	0	2	1	2	
Fraud	M	0	0	1	0	0	0	1	0	0	0	0	
	F	0	0	0	0	0	0	0	0	1	3	0	
Embezzlement	M	0	0	0	0	1	3	4	0	2	0	0	
	F	0	0	0	0	0	0	0	2	0	1	0	
Stolen Property-Buy, Possess, Recei	M	0	0	1	4	6	4	15	6	9	12	5	
	F	0	0	0	0	2	1	3	1	3	1	0	
Vandalism	M	0	7	11	13	12	7	50	3	5	7	3	
	F	0	1	7	3	2	1	14	1	0	1	0	
Weapons-carrying, possession, etc...	M	0	0	7	5	8	8	28	15	14	8	9	
	F	0	0	1	1	0	1	3	2	0	1	0	
Prostitution & Commercialized Vice	M	0	0	0	0	0	0	0	0	0	0	0	
	F	0	0	0	0	0	0	0	0	0	0	0	
Other Sex Offenses	M	0	2	2	2	2	1	9	2	1	0	4	
	F	0	0	0	0	0	0	0	0	0	0	0	
Drug Abuse Violations	M	0	0	5	7	16	25	53	49	62	36	36	
	F	0	0	1	7	4	4	16	5	10	5	9	
Gambling	M	0	0	0	0	0	0	0	0	0	0	0	
	F	0	0	0	0	0	0	0	0	0	0	0	
Offenses Against Family & Children	M	0	0	0	0	1	1	2	38	23	14	12	
	F	0	0	0	0	0	0	0	8	6	0	1	
Driving Under the Influence	M	0	0	0	0	2	9	11	15	31	20	27	
	F	0	0	0	0	1	2	3	4	7	8	7	
Liquor Laws	M	0	0	2	8	10	11	31	10	8	9	1	
	F	0	0	3	3	1	3	10	3	2	2	0	
Drunkenness	M	0	0	0	0	0	0	0	0	0	0	0	
	F	0	0	0	0	0	0	0	0	0	0	0	
Disorderly Conduct	M	0	3	7	5	12	10	37	2	9	7	6	
	F	0	2	6	0	3	1	12	1	2	2	1	
Vagrancy	M	0	0	0	0	0	0	0	0	0	0	0	
	F	0	0	0	0	0	0	0	0	0	0	0	
All Other Offenses (except Traffic)	M	0	5	34	25	33	43	140	64	111	102	112	
	F	0	0	15	6	12	15	48	9	23	26	25	
Suspicion	M	0	0	0	0	0	0	0	0	0	0	0	
	F	0	0	0	0	0	0	0	0	0	0	0	
Curfew and Loitering Law Violations	M	0	2	13	16	25	44	100	0	0	0	0	
	F	0	2	9	11	15	13	50	0	0	0	0	
Runaway	M	0	20	58	45	73	55	251	0	0	0	0	
	F	0	5	74	68	79	54	280	0	0	0	0	
GRAND TOTAL		3	98	435	369	498	478	1,881	386	493	395	359	

*The criminal statistics within this publication are only those criminal statistics reported to the Uniform Crime Reporting Program by the participating law enforcement agencies.

Henderson PD Arrests By Offense and Age

												over		
22	23	24	25-29	30-34	35-39	40-44	45-49	50-54	55-59	60-64	64	Total >18	Grand Total	
0	0	0	1	0	0	0	0	0	1	0	0	3	3	
0	0	0	0	0	0	1	0	0	0	0	0	1	1	
0	0	0	0	0	0	0	0	0	0	0	0	0	0	
0	0	0	0	0	0	0	0	0	0	0	0	0	0	
1	0	1	0	2	1	1	1	0	0	0	0	8	14	
0	0	0	0	0	0	0	0	0	0	0	0	0	2	
5	7	6	12	3	6	3	2	2	0	0	0	63	77	
0	0	1	2	3	0	1	0	0	0	0	0	14	18	
4	3	3	7	10	17	8	11	7	2	4	0	87	108	
0	1	0	3	3	3	4	0	1	0	0	0	17	20	
28	33	21	175	117	146	105	106	43	26	16	10	976	1,130	
14	16	15	54	45	41	39	30	14	10	7	3	337	448	
7	11	7	27	30	26	23	8	8	2	0	0	220	281	
7	1	1	7	14	8	10	2	5	2	0	0	74	106	
12	26	20	60	53	30	41	34	15	9	3	3	422	573	
9	10	12	39	30	34	23	21	13	5	5	2	273	406	
0	1	0	3	5	1	0	0	0	0	0	0	18	26	
0	0	0	0	1	0	0	0	0	0	0	0	2	2	
1	0	1	2	1	2	0	2	0	0	0	0	9	19	
0	0	0	0	1	0	0	2	1	0	0	0	4	4	
2	2	0	7	7	10	4	3	1	1	0	0	52	52	
4	1	2	6	4	5	3	1	0	0	0	0	31	31	
0	0	1	3	6	1	1	1	1	2	0	2	18	19	
0	0	0	1	6	0	1	0	0	0	0	0	12	12	
2	0	0	1	0	1	0	1	2	0	0	0	9	13	
0	2	1	2	3	0	4	3	0	0	0	0	18	18	
4	1	3	20	24	12	5	15	2	1	0	0	119	134	
2	1	0	5	3	6	2	0	1	0	0	0	25	28	
3	3	5	12	3	5	3	2	2	1	0	0	57	107	
3	1	0	2	1	1	4	1	2	0	0	0	17	31	
4	9	7	30	23	22	17	9	12	5	5	0	189	217	
0	1	0	2	4	2	0	1	0	0	0	0	13	16	
0	0	0	1	0	0	1	1	0	0	0	0	3	3	
0	0	0	1	0	1	2	0	0	0	0	0	4	4	
1	0	1	3	6	8	6	12	1	5	5	2	57	66	
0	0	0	0	1	0	0	0	2	0	0	0	3	3	
25	35	21	117	67	52	45	29	16	4	1	1	596	649	
6	5	10	30	21	16	24	15	5	2	0	1	164	180	
0	0	0	0	0	0	0	0	0	0	0	0	0	0	
0	0	0	0	0	0	0	0	0	0	0	0	0	0	
6	5	2	13	4	6	5	3	1	1	0	0	133	135	
1	0	2	8	4	8	2	3	1	0	0	0	44	44	
24	32	21	127	88	56	65	61	43	26	14	10	660	671	
9	3	8	34	24	21	26	17	21	8	0	3	200	203	
1	1	0	3	2	2	1	1	0	0	0	2	41	72	
0	0	0	2	0	1	1	0	1	1	1	0	14	24	
0	0	0	0	0	0	0	0	0	0	0	0	0	0	
0	0	0	0	0	0	0	0	0	0	0	0	0	0	
8	11	3	29	14	37	48	88	36	12	7	0	317	354	
0	0	1	7	6	14	6	6	8	3	3	1	61	73	
0	0	0	0	0	0	0	0	0	0	0	0	0	0	
0	0	0	0	0	0	0	0	0	0	0	0	0	0	
96	70	87	380	282	292	319	232	142	69	26	11	2,395	2,535	
29	25	23	120	94	91	68	49	34	16	1	1	634	682	
0	0	0	0	0	0	0	0	0	0	0	0	0	0	
0	0	0	0	0	0	0	0	0	0	0	0	0	0	
0	0	0	0	0	0	0	0	0	0	0	0	0	100	
0	0	0	0	0	0	0	0	0	0	0	0	0	50	
0	0	0	0	0	0	0	0	0	0	0	0	0	251	
0	0	0	0	0	0	0	0	0	0	0	0	0	280	
318	317	286	1,358	1,015	985	922	773	443	214	98	52	8,414	10,295	

Humboldt Co SO Arrests By Offense and Age

OFFENSE	SEX	9 & Under											
		10-12	13-14	15	16	17	Total <18	18	19	20	21		
Murder	M	0	0	0	0	0	0	0	0	0	0	0	0
	F	0	0	0	0	0	0	0	0	0	0	0	0
Manslaughter by Negligence	M	0	0	0	0	0	0	0	0	0	0	0	0
	F	0	0	0	0	0	0	0	0	0	0	0	0
Forcible Rape	M	0	0	0	0	0	0	0	0	0	0	0	0
	F	0	0	0	0	0	0	0	0	0	0	0	0
Robbery	M	0	0	0	0	0	0	0	0	0	0	0	1
	F	0	0	0	0	0	0	0	0	0	0	0	0
Aggravated Assault	M	0	0	0	0	0	0	0	0	1	0	2	0
	F	0	0	0	0	0	0	0	0	0	0	0	0
Other Assaults	M	0	0	0	0	2	0	2	2	2	2	2	0
	F	0	0	0	0	0	0	0	0	0	0	0	0
Burglary	M	0	0	0	0	0	0	0	0	0	0	0	0
	F	0	0	0	0	0	0	0	0	0	0	0	0
Larceny--Theft	M	0	0	0	0	0	0	0	0	0	0	0	0
	F	0	0	0	0	0	0	0	0	0	0	0	0
Motor Vehicle Theft	M	0	0	0	0	0	0	0	0	0	0	0	0
	F	0	0	0	0	0	0	0	0	0	0	0	0
Arson	M	0	0	0	0	0	0	0	0	0	0	0	0
	F	0	0	0	0	0	0	0	0	0	0	0	0
Forgery & Counterfeiting	M	0	0	0	0	0	0	0	0	0	0	0	0
	F	0	0	0	0	0	0	0	0	0	0	0	0
Fraud	M	0	0	0	0	0	0	0	0	0	0	0	0
	F	0	0	0	0	0	0	0	0	0	0	0	0
Embezzlement	M	0	0	0	0	0	0	0	0	0	0	0	0
	F	0	0	0	0	0	0	0	0	0	0	0	0
Stolen Property-Buy, Possess, Recei	M	0	0	0	0	0	0	0	0	0	0	1	0
	F	0	0	0	0	0	0	0	0	0	0	0	0
Vandalism	M	0	0	0	0	0	0	0	0	0	0	0	0
	F	0	0	0	0	0	0	0	0	0	0	0	0
Weapons-carrying, possession, etc...	M	0	0	0	0	0	0	0	0	0	0	0	0
	F	0	0	0	0	0	0	0	0	0	0	0	0
Prostitution & Commercialized Vice	M	0	0	0	0	0	0	0	0	0	0	0	0
	F	0	0	0	0	0	0	0	0	0	0	0	0
Other Sex Offenses	M	0	0	0	0	0	0	0	0	0	0	0	0
	F	0	0	0	0	0	0	0	0	0	0	0	0
Drug Abuse Violations	M	0	0	0	0	0	0	0	0	0	0	0	0
	F	0	0	0	0	0	0	1	1	0	0	0	0
Gambling	M	0	0	0	0	0	0	0	0	0	0	0	0
	F	0	0	0	0	0	0	0	0	0	0	0	0
Offenses Against Family & Children	M	0	0	1	0	0	1	2	1	0	1	0	0
	F	0	0	1	1	0	2	4	0	0	0	0	0
Driving Under the Influence	M	0	0	0	0	0	1	1	1	1	4	4	4
	F	0	0	0	0	0	1	1	1	1	1	0	0
Liquor Laws	M	0	0	0	2	5	6	13	4	2	1	0	0
	F	0	1	0	1	2	3	7	1	0	0	0	0
Drunkenness	M	0	0	0	0	0	0	0	0	0	0	0	0
	F	0	0	0	0	0	0	0	0	0	1	0	0
Disorderly Conduct	M	0	0	0	0	0	0	0	0	0	0	0	1
	F	0	0	0	0	0	0	0	0	0	0	0	0
Vagrancy	M	0	0	0	0	0	0	0	0	0	0	0	0
	F	0	0	0	0	0	0	0	0	0	0	0	0
All Other Offenses (except Traffic)	M	0	0	0	1	1	1	3	0	1	1	2	2
	F	0	0	1	0	0	1	2	0	0	1	0	0
Suspicion	M	0	0	0	0	0	0	0	0	0	0	0	0
	F	0	0	0	0	0	0	0	0	0	0	0	0
Curfew and Loitering Law Violations	M	0	0	0	0	0	1	1	0	0	0	0	0
	F	0	0	0	0	0	0	0	0	0	0	0	0
Runaway	M	0	0	0	0	1	0	1	0	0	0	0	0
	F	0	0	1	2	2	2	7	0	0	0	0	0
GRAND TOTAL		0	1	4	7	13	20	45	11	7	15	8	

*The criminal statistics within this publication are only those criminal statistics reported to the Uniform Crime Reporting Program by the participating law enforcement agencies.

Humboldt Co SO Arrests By Offense and Age

	22	23	24	25-29	30-34	35-39	40-44	45-49	50-54	55-59	60-64	over 64	Total >18	Grand Total
0	0	0	0	0	0	0	0	0	0	0	0	0	0	0
0	0	0	0	0	0	0	0	0	0	0	0	0	0	0
0	0	0	0	0	0	0	0	0	0	0	0	0	0	0
0	0	0	0	0	0	0	0	0	0	0	0	0	0	0
0	0	0	0	0	0	0	0	0	0	0	0	0	1	1
0	0	0	0	0	0	0	0	0	0	0	0	0	0	0
1	0	0	3	1	0	2	1	0	2	0	1	1	14	14
0	0	0	0	1	1	0	0	0	0	0	0	0	2	2
1	0	5	5	3	6	2	1	2	0	0	1	1	32	34
0	0	0	3	1	2	3	2	1	0	0	0	0	12	12
0	0	1	0	0	0	0	1	0	0	0	0	0	2	2
0	1	0	0	0	0	0	0	0	0	0	0	0	1	1
0	0	0	0	0	0	0	0	0	0	0	0	0	0	0
0	0	0	0	0	0	0	0	0	0	0	0	0	0	0
0	0	0	0	0	1	0	0	0	1	0	0	0	2	2
0	0	0	0	0	0	0	0	1	0	0	0	0	1	1
0	0	0	0	0	0	0	0	0	0	0	0	0	0	0
0	0	0	0	0	0	0	0	0	0	0	0	0	0	0
0	0	0	0	0	0	0	0	0	0	0	0	0	0	0
0	0	0	0	0	0	0	0	0	0	0	0	0	0	0
0	0	0	0	0	0	0	0	0	0	0	0	0	0	0
0	0	0	0	0	0	0	0	0	0	0	0	0	0	0
0	0	0	0	0	0	0	0	0	0	0	0	0	0	0
1	0	0	0	0	0	0	0	1	0	0	0	0	3	3
0	1	0	0	0	0	0	0	0	0	0	0	0	1	1
0	0	0	0	0	0	0	0	0	0	0	0	0	0	0
0	0	0	0	0	0	0	0	0	0	0	0	0	0	0
0	0	0	0	0	0	0	0	0	0	0	0	0	0	0
0	0	0	0	0	0	0	0	0	0	0	0	0	0	0
0	0	0	0	0	0	0	0	0	0	0	0	0	0	0
0	0	0	0	0	0	0	0	0	0	0	0	0	0	0
0	0	0	0	0	0	0	0	0	0	0	0	0	0	0
0	0	0	0	0	0	0	0	0	0	0	0	0	0	0
0	0	1	2	1	1	0	1	2	1	0	0	0	9	9
1	0	0	0	0	1	1	1	0	0	0	0	0	3	4
0	0	0	0	0	0	0	0	0	0	0	0	0	0	0
0	0	0	0	0	0	0	0	0	0	0	0	0	0	0
1	0	0	0	0	1	0	0	0	0	0	0	0	4	6
0	0	0	0	1	1	0	0	0	0	0	0	0	2	6
2	1	1	4	5	7	3	5	4	1	0	0	0	43	44
0	0	0	3	2	2	1	3	1	1	0	0	0	16	17
0	0	0	0	0	0	0	0	0	0	0	0	0	7	20
0	0	0	0	0	0	0	0	0	0	0	0	0	1	8
0	0	0	1	1	0	0	0	0	0	0	0	0	2	2
0	0	0	0	0	0	0	0	0	0	0	0	0	1	1
0	0	0	0	0	1	0	1	0	0	0	0	0	2	2
0	0	0	0	0	0	0	0	0	0	0	0	0	0	0
0	0	0	0	0	0	0	0	0	0	0	0	0	0	0
2	3	1	7	2	3	0	0	1	2	0	0	0	25	28
0	1	1	0	0	2	1	1	0	0	0	0	0	7	9
0	0	0	0	0	0	0	0	0	0	0	0	0	0	0
0	0	0	0	0	0	0	0	0	0	0	0	0	0	0
0	0	0	0	0	0	0	0	0	0	0	0	0	0	1
0	0	0	0	0	0	0	0	0	0	0	0	0	0	0
0	0	0	0	0	0	0	0	0	0	0	0	0	0	1
0	0	0	0	0	0	0	0	0	0	0	0	0	0	7
9	7	10	28	21	26	14	17	11	8	0	2	2	194	239

Lander Co SO Arrests By Offense and Age

OFFENSE	SEX	9 & Total <18											
		Under	10 -12	13-14	15	16	17	18	19	20	21		
Murder	M	0	0	0	0	0	0	0	0	0	0	0	0
Murder	F	0	0	0	0	0	0	0	0	0	0	0	0
Manslaughter by Negligence	M	0	0	0	0	0	0	0	0	0	0	0	0
Manslaughter by Negligence	F	0	0	0	0	0	0	0	0	0	0	0	0
Forcible Rape	M	0	0	0	0	0	0	0	0	0	0	0	0
Forcible Rape	F	0	0	0	0	0	0	0	0	0	0	0	0
Robbery	M	0	0	0	0	0	0	0	0	0	0	0	0
Robbery	F	0	0	0	0	0	0	0	0	0	0	0	0
Aggravated Assault	M	0	0	0	1	0	0	1	0	0	1	1	1
Aggravated Assault	F	0	0	0	0	0	0	0	1	0	0	0	0
Other Assaults	M	0	0	0	1	0	1	2	0	1	1	1	0
Other Assaults	F	0	0	2	1	0	1	4	0	1	0	0	0
Burglary	M	0	0	0	0	0	0	0	0	0	0	0	0
Burglary	F	0	1	0	0	0	0	1	0	0	0	0	0
Larceny--Theft	M	0	1	0	0	0	0	1	0	0	0	0	0
Larceny--Theft	F	0	0	0	0	0	0	0	0	0	0	0	0
Motor Vehicle Theft	M	0	0	0	0	0	0	0	0	0	0	0	0
Motor Vehicle Theft	F	0	0	0	0	0	0	0	0	0	0	0	0
Arson	M	0	0	0	0	0	0	0	0	0	0	0	0
Arson	F	0	0	0	0	0	0	0	0	0	0	0	0
Forgery & Counterfeiting	M	0	0	0	0	0	0	0	0	0	0	0	0
Forgery & Counterfeiting	F	0	0	0	0	0	0	0	0	0	0	0	0
Fraud	M	0	0	0	0	0	0	0	0	0	0	0	0
Fraud	F	0	0	0	0	0	0	0	0	0	0	0	0
Embezzlement	M	0	0	0	0	0	0	0	0	0	0	0	0
Embezzlement	F	0	0	0	0	0	0	0	0	0	0	0	0
Stolen Property-Buy, Possess, Recei	M	0	0	0	0	0	0	0	0	0	0	0	0
Stolen Property-Buy, Possess, Recei	F	0	0	0	0	0	0	0	0	0	0	0	0
Vandalism	M	0	0	0	0	0	0	0	0	0	0	0	0
Vandalism	F	0	0	0	0	0	0	0	0	0	0	0	0
Weapons-carrying, possession, etc...	M	0	0	0	0	0	0	0	0	0	0	0	0
Weapons-carrying, possession, etc...	F	0	0	0	0	0	0	0	0	0	0	0	0
Prostitution & Commercialized Vice	M	0	0	0	0	0	0	0	0	0	0	0	0
Prostitution & Commercialized Vice	F	0	0	0	0	0	0	0	0	0	0	0	0
Other Sex Offenses	M	0	0	0	0	0	0	0	0	1	0	0	0
Other Sex Offenses	F	0	0	0	0	0	0	0	0	0	0	0	0
Drug Abuse Violations	M	0	0	0	0	0	0	0	0	0	0	0	0
Drug Abuse Violations	F	0	0	0	0	0	0	0	0	0	0	0	0
Gambling	M	0	0	0	0	0	0	0	0	0	0	0	0
Gambling	F	0	0	0	0	0	0	0	0	0	0	0	0
Offenses Against Family & Children	M	0	0	0	0	0	0	0	2	0	0	0	0
Offenses Against Family & Children	F	0	0	0	0	1	0	1	0	0	0	0	0
Driving Under the Influence	M	0	0	0	0	0	0	0	0	0	0	0	0
Driving Under the Influence	F	0	0	0	0	0	0	0	0	0	0	0	0
Liquor Laws	M	0	0	0	2	0	0	2	3	0	0	0	0
Liquor Laws	F	0	0	0	0	0	0	0	0	1	0	0	0
Drunkness	M	0	0	0	0	0	0	0	0	0	0	0	0
Drunkness	F	0	0	0	0	0	0	0	0	0	0	0	0
Disorderly Conduct	M	0	0	0	0	0	0	0	0	0	0	0	0
Disorderly Conduct	F	0	0	0	0	0	0	0	0	0	0	0	0
Vagrancy	M	0	0	0	0	0	0	0	0	0	0	0	0
Vagrancy	F	0	0	0	0	0	0	0	0	0	0	0	0
All Other Offenses (except Traffic)	M	0	0	0	0	1	1	2	0	1	2	0	0
All Other Offenses (except Traffic)	F	0	0	0	0	0	0	0	1	0	1	0	0
Suspicion	M	0	0	0	0	0	0	0	0	0	0	0	0
Suspicion	F	0	0	0	0	0	0	0	0	0	0	0	0
Curfew and Loitering Law Violations	M	0	0	0	0	0	0	0	0	0	0	0	0
Curfew and Loitering Law Violations	F	0	0	0	0	0	0	0	0	0	0	0	0
Runaway	M	0	0	0	0	0	0	0	0	0	0	0	0
Runaway	F	0	0	0	0	1	1	2	0	0	0	0	0
GRAND TOTAL		0	2	2	5	3	4	16	7	5	5	1	1

*The criminal statistics within this publication are only those criminal statistics reported to the Uniform Crime Reporting Program by the participating law enforcement agencies.

Lander Co SO Arrests By Offense and Age

												over		
22	23	24	25-29	30-34	35-39	40-44	45-49	50-54	55-59	60-64	64	Total >18	Grand Total	
0	0	0	1	0	0	0	0	0	0	0	0	1	1	
0	0	0	0	0	0	1	0	0	0	0	0	1	1	
0	0	0	0	0	0	0	0	0	0	0	0	0	0	
0	0	0	0	0	0	0	0	0	0	0	0	0	0	
0	0	0	0	0	0	0	0	0	0	0	0	0	0	
0	0	0	0	0	0	0	0	0	0	0	0	0	0	
0	0	0	1	3	2	1	0	0	0	1	1	11	12	
0	0	0	0	0	1	1	0	0	0	0	0	3	3	
1	1	0	8	3	4	0	1	1	0	0	0	21	23	
0	1	2	1	2	0	1	0	0	0	0	0	8	12	
0	0	0	0	1	0	0	0	0	0	0	0	1	1	
0	0	0	0	0	0	0	0	0	0	0	0	0	1	
0	0	0	1	0	0	0	0	0	0	0	0	1	2	
0	0	0	0	0	0	0	0	0	0	0	0	0	0	
0	0	0	0	0	0	0	0	0	0	0	0	0	0	
0	0	0	0	0	0	0	0	0	0	0	0	0	0	
0	0	0	0	0	0	0	0	0	0	0	0	0	0	
0	0	0	0	0	0	0	0	0	0	0	0	0	0	
0	0	0	0	0	0	0	0	0	0	0	0	0	0	
0	0	1	0	0	0	0	0	0	0	0	0	1	1	
0	0	0	0	0	0	0	0	0	0	0	0	0	0	
0	0	0	0	0	0	0	0	0	0	0	0	0	0	
0	0	0	0	0	0	0	0	0	0	0	0	0	0	
0	0	0	0	0	0	0	0	0	0	0	0	0	0	
0	0	0	0	0	0	0	0	0	0	0	0	0	0	
0	0	0	0	0	0	0	0	0	0	0	0	0	0	
0	0	0	0	0	0	0	0	0	0	0	0	0	0	
0	0	0	0	1	0	1	0	0	0	0	0	2	2	
0	0	0	0	0	0	0	0	0	0	0	0	0	0	
0	0	0	2	0	0	1	0	0	0	0	0	3	3	
0	0	0	0	0	0	0	0	0	0	0	0	0	0	
0	0	0	0	0	0	0	0	0	0	0	0	0	0	
0	0	0	0	0	0	0	0	0	0	0	0	0	0	
0	0	1	0	0	0	0	0	0	0	0	0	1	1	
0	0	0	0	0	0	0	0	0	0	0	0	0	0	
0	0	0	0	0	0	0	0	0	0	0	0	0	0	
0	0	0	0	0	0	0	0	0	0	0	0	0	0	
0	0	0	0	0	0	0	0	0	0	0	0	0	0	
0	0	0	0	0	0	0	0	0	0	0	0	0	0	
0	1	0	0	0	0	0	0	0	0	0	0	3	3	
0	0	0	1	0	0	0	0	0	0	0	0	1	2	
0	0	0	0	0	0	1	0	0	0	0	0	1	1	
0	0	0	0	0	0	0	0	0	0	0	0	0	0	
0	0	0	0	0	0	0	0	0	0	0	0	3	5	
0	0	0	0	0	0	0	0	0	0	0	0	1	1	
0	0	0	0	0	0	0	0	0	0	0	0	0	0	
0	0	0	0	0	0	0	0	0	0	0	0	0	0	
0	0	0	0	0	0	0	1	1	0	0	0	2	2	
0	0	0	0	0	0	0	0	0	0	0	0	0	0	
0	0	0	0	0	0	0	0	0	0	0	0	0	0	
0	1	0	5	1	1	2	1	1	1	0	0	16	18	
2	1	1	2	1	2	1	0	0	0	0	0	12	12	
0	0	0	0	0	0	0	0	0	0	0	0	0	0	
0	0	0	0	0	0	0	0	0	0	0	0	0	0	
0	0	0	0	0	0	0	0	0	0	0	0	0	0	
0	0	0	0	0	0	0	0	0	0	0	0	0	0	
0	0	0	0	0	0	0	0	0	0	0	0	0	0	
0	0	0	0	0	0	0	0	0	0	0	0	0	0	
0	0	0	0	0	0	0	0	0	0	0	0	0	2	
3	5	4	22	12	10	10	3	3	1	1	1	93	109	

Las Vegas Metro PD Arrests By Offense and Age

OFFENSE	SEX	9 &								18	19	20	21
		Under	10 -12	13-14	15	16	17	Total <18					
Murder	M	0	0	0	1	0	10	11	10	6	12	5	
	F	0	0	0	0	0	0	0	0	0	0	0	
Manslaughter by Negligence	M	0	0	0	0	0	0	0	1	0	1	0	
	F	0	0	0	0	0	0	0	0	0	0	0	
Forcible Rape	M	0	0	0	0	1	1	2	3	4	4	3	
	F	0	0	0	0	0	0	0	0	0	0	0	
Robbery	M	0	0	2	14	33	49	98	75	83	61	43	
	F	0	0	1	6	2	7	16	9	8	7	6	
Aggravated Assault	M	0	2	9	16	13	29	69	60	67	57	62	
	F	0	1	2	2	0	10	15	12	20	10	14	
Other Assaults	M	3	18	22	35	26	44	148	168	223	231	280	
	F	0	8	15	12	15	23	73	97	121	116	129	
Burglary	M	0	3	18	31	28	33	113	53	55	33	28	
	F	0	0	3	4	2	3	12	9	11	10	7	
Larceny--Theft	M	5	33	96	104	110	165	513	147	182	144	132	
	F	3	11	69	102	106	168	459	73	98	86	78	
Motor Vehicle Theft	M	0	0	11	8	28	42	89	67	79	65	75	
	F	0	1	1	3	2	3	10	13	9	17	14	
Arson	M	0	0	0	0	0	0	0	0	1	0	0	
	F	0	0	0	0	0	0	0	0	0	0	0	
Forgery & Counterfeiting	M	0	0	1	0	1	3	5	6	6	6	20	
	F	0	0	1	0	0	0	1	9	10	4	15	
Fraud	M	0	0	0	0	1	3	4	11	19	15	16	
	F	0	0	0	0	0	3	3	8	11	18	10	
Embezzlement	M	0	0	0	0	1	8	9	9	14	9	8	
	F	0	0	0	0	1	9	10	12	14	2	9	
Stolen Property-Buy, Possess, Recei	M	0	0	0	2	0	8	10	29	32	28	23	
	F	0	0	0	0	0	1	1	6	5	5	12	
Vandalism	M	1	40	80	59	68	90	338	59	40	37	24	
	F	0	3	14	8	5	4	34	3	10	6	3	
Weapons-carrying, possession, etc...	M	1	1	4	4	10	33	53	70	67	68	56	
	F	0	0	2	1	1	1	5	3	4	8	7	
Prostitution & Commercialized Vice	M	0	0	0	0	0	5	5	12	14	43	48	
	F	0	0	0	2	1	9	12	222	280	321	352	
Other Sex Offenses	M	0	0	2	2	5	4	13	15	10	17	22	
	F	0	0	0	0	0	0	0	3	2	5	2	
Drug Abuse Violations	M	0	1	17	26	69	193	306	241	405	379	380	
	F	0	2	0	5	12	27	46	36	71	60	94	
Gambling	M	0	0	0	0	1	1	2	0	2	2	1	
	F	0	0	0	0	0	0	0	12	17	30	4	
Offenses Against Family & Children	M	0	0	0	0	0	0	0	7	14	14	9	
	F	0	0	0	0	0	0	0	4	7	6	7	
Driving Under the Influence	M	0	0	0	0	3	9	12	67	97	161	245	
	F	0	0	0	0	0	3	3	10	28	24	59	
Liquor Laws	M	1	4	15	49	96	299	464	167	269	263	138	
	F	0	4	15	29	61	122	231	56	79	65	18	
Drunkenness	M	0	0	0	0	0	0	0	0	0	0	0	
	F	0	0	0	0	0	0	0	0	0	0	0	
Disorderly Conduct	M	0	6	2	4	14	12	38	23	26	30	48	
	F	0	0	4	3	4	1	12	3	12	5	14	
Vagrancy	M	1	2	0	2	4	6	15	45	39	38	41	
	F	0	0	0	1	0	2	3	22	34	44	10	
All Other Offenses (except Traffic)	M	2	16	62	77	102	208	467	476	751	825	880	
	F	0	1	15	19	27	62	124	171	363	386	554	
Suspicion	M	0	0	0	0	0	0	0	0	0	0	0	
	F	0	0	0	0	0	0	0	0	0	0	0	
Curfew and Loitering Law Violations	M	8	38	187	227	377	656	1,493	0	0	0	0	
	F	5	7	99	150	161	283	705	0	0	0	0	
Runaway	M	0	0	0	0	0	0	0	0	0	0	0	
	F	0	0	0	0	0	0	0	0	0	0	0	
GRAND TOTAL		30	202	769	1,008	1,391	2,652	6,052	2,614	3,719	3,778	4,005	

*The criminal statistics within this publication are only those criminal statistics reported to the Uniform Crime Reporting Program by the participating law enforcement agencies.

Las Vegas Metro PD Arrests By Offense and Age

	22	23	24	25-29	30-34	35-39	40-44	45-49	50-54	55-59	60-64	over 64	Total >18	Grand Total
1	2	3	13	6	4	7	4	1	2	2	1	79	90	
1	0	0	2	1	0	0	2	0	0	0	0	6	6	
0	0	0	0	0	0	0	0	0	0	1	0	3	3	
0	0	0	0	0	0	0	0	0	0	0	0	0	0	
2	1	6	9	14	25	13	3	4	3	0	1	95	97	
0	0	0	0	0	0	0	0	0	0	0	0	0	0	
40	41	27	149	96	66	90	55	23	8	1	1	859	957	
11	9	3	24	23	17	4	6	2	0	1	0	130	146	
48	46	50	260	179	159	158	113	86	33	20	11	1,409	1,478	
14	13	19	65	51	54	49	27	21	7	2	5	383	398	
305	306	310	1,472	1,158	1,025	931	683	421	178	101	74	7,866	8,014	
142	122	108	553	350	370	294	245	130	47	29	27	2,880	2,953	
26	39	29	104	73	84	67	28	19	3	0	0	641	754	
7	4	4	21	28	12	12	11	3	1	2	0	142	154	
127	111	103	501	369	421	423	372	165	63	45	27	3,332	3,845	
65	74	56	264	192	208	164	124	73	31	11	11	1,608	2,067	
60	61	57	283	155	113	103	62	13	9	1	4	1,207	1,296	
20	10	12	59	46	40	20	5	3	0	0	0	268	278	
0	0	0	0	0	2	1	0	0	0	0	0	4	4	
0	0	0	0	0	0	2	0	0	0	0	0	2	2	
18	19	27	115	96	103	84	54	37	23	7	3	624	629	
14	14	16	77	56	48	39	14	9	1	1	1	328	329	
23	29	18	143	113	127	128	98	42	23	10	10	825	829	
7	15	11	69	68	77	45	37	24	10	7	4	421	424	
7	5	5	20	16	11	7	6	5	1	1	1	125	134	
2	3	4	18	13	10	4	10	4	2	0	1	108	118	
23	21	25	105	76	75	62	35	18	7	6	7	572	582	
6	4	10	31	18	14	17	3	3	0	0	0	134	135	
29	27	21	83	68	51	44	43	14	10	1	9	560	898	
7	2	7	12	13	12	13	5	2	0	1	1	97	131	
53	49	65	219	149	122	104	64	40	21	11	7	1,165	1,218	
6	7	6	18	13	17	5	7	3	2	1	0	107	112	
44	48	65	227	212	182	159	115	66	31	26	24	1,316	1,321	
312	296	196	709	395	300	262	170	64	20	4	6	3,909	3,921	
17	17	21	117	83	106	105	94	85	53	29	32	823	836	
3	3	4	10	12	15	9	21	8	3	1	0	101	101	
386	328	364	1,414	996	766	624	507	239	110	36	16	7,191	7,497	
68	75	58	250	188	188	155	127	36	12	4	1	1,423	1,469	
1	0	0	1	0	0	0	0	0	0	0	0	7	9	
0	0	0	0	0	0	0	0	0	0	0	0	63	63	
7	6	5	18	22	18	10	10	5	0	2	1	148	148	
9	2	2	25	22	22	11	13	5	3	2	1	141	141	
250	252	280	1,167	787	705	528	453	314	192	85	71	5,654	5,666	
60	51	58	221	159	144	164	118	76	40	17	17	1,246	1,249	
88	50	53	316	243	278	403	424	296	150	69	39	3,246	3,710	
13	11	15	28	29	56	62	72	37	16	3	4	564	795	
0	0	0	0	0	0	0	0	0	0	0	0	0	0	
0	0	0	0	0	0	0	0	0	0	0	0	0	0	
49	48	51	197	122	96	104	117	75	27	14	15	1,042	1,080	
6	10	12	25	22	20	19	12	14	2	2	4	182	194	
26	30	36	219	226	291	399	586	319	186	102	53	2,636	2,651	
5	9	13	67	46	49	51	75	69	15	5	1	515	518	
873	863	859	4,245	3,515	3,858	3,999	3,521	2,056	930	392	241	28,284	28,751	
607	439	499	1,874	1,202	1,231	1,185	830	399	119	42	23	9,924	10,048	
0	0	0	0	0	0	0	0	0	0	0	0	0	0	
0	0	0	0	0	0	0	0	0	0	0	0	0	0	
0	0	0	0	0	0	0	0	0	0	0	0	0	1,493	
0	0	0	0	0	0	0	0	0	0	0	0	0	705	
0	0	0	0	0	0	0	0	0	0	0	0	0	0	
0	0	0	0	0	0	0	0	0	0	0	0	0	0	
3,888	3,572	3,593	15,819	11,721	11,592	11,139	9,381	5,328	2,394	1,097	755	94,395	100,447	

Lincoln Co SO Arrests by Offense and Age

OFFENSE	SEX	9 &							Total <18	18	19	20	21
		Under	10-12	13-14	15	16	17						
Murder	M	0	0	0	0	0	0	0	0	0	0	0	
	F	0	0	0	0	0	0	0	0	0	0	0	
Manslaughter by Negligence	M	0	0	0	0	0	0	0	0	0	0	0	
	F	0	0	0	0	0	0	0	0	0	0	0	
Forcible Rape	M	0	0	0	0	0	0	0	1	0	0	1	
	F	0	0	0	0	0	0	0	0	0	0	0	
Robbery	M	0	0	0	0	0	0	0	0	0	0	0	
	F	0	0	0	0	0	0	0	0	0	0	0	
Aggravated Assault	M	0	0	0	0	0	0	0	0	0	0	0	
	F	0	0	0	0	0	0	0	0	0	0	0	
Other Assaults	M	0	0	0	0	0	0	0	0	1	0	0	
	F	0	0	0	0	0	0	0	0	0	0	0	
Burglary	M	0	0	0	0	0	0	0	0	0	0	1	
	F	0	0	0	0	0	0	0	0	0	0	0	
Larceny--Theft	M	0	0	0	0	0	0	0	0	0	0	0	
	F	0	0	0	0	0	0	0	0	0	0	0	
Motor Vehicle Theft	M	0	0	0	0	0	0	0	0	0	0	0	
	F	0	0	0	0	0	0	0	0	0	0	0	
Arson	M	0	0	0	0	0	0	0	0	0	0	0	
	F	0	0	0	0	0	0	0	0	0	0	0	
Forgery & Counterfeiting	M	0	0	0	0	0	0	0	0	0	0	0	
	F	0	0	0	0	0	0	0	0	0	0	0	
Fraud	M	0	0	0	0	0	0	0	1	0	0	0	
	F	0	0	0	0	0	0	0	0	0	0	0	
Embezzlement	M	0	0	0	0	0	0	0	0	0	0	0	
	F	0	0	0	0	0	0	0	0	0	0	0	
Stolen Property-Buy, Possess, Recei	M	0	0	0	0	0	0	0	0	0	0	0	
	F	0	0	0	0	0	0	0	0	0	0	0	
Vandalism	M	0	0	0	0	0	0	0	0	0	0	0	
	F	0	0	0	0	0	0	0	0	0	0	0	
Weapons-carrying, possession, etc.	M	0	0	0	0	0	0	0	0	0	0	0	
	F	0	0	0	0	0	0	0	0	0	0	0	
Prostitution & Commercialized Vice	M	0	0	0	0	0	0	0	0	0	0	0	
	F	0	0	0	0	0	0	0	0	0	0	0	
Other Sex Offenses	M	0	0	0	0	0	0	0	0	0	0	0	
	F	0	0	0	0	0	0	0	0	0	0	0	
Drug Abuse Violations	M	0	0	0	0	0	0	0	0	1	1	3	
	F	0	0	0	0	0	0	0	0	0	1	0	
Gambling	M	0	0	0	0	0	0	0	0	0	0	0	
	F	0	0	0	0	0	0	0	0	0	0	0	
Offenses Against Family & Children	M	0	0	0	0	0	0	0	0	0	0	0	
	F	0	0	0	0	0	0	0	0	0	0	0	
Driving Under the Influence	M	0	0	0	0	0	0	0	0	1	4	0	
	F	0	0	0	0	0	0	0	0	1	0	0	
Liquor Laws	M	0	0	0	0	0	0	0	0	0	1	0	
	F	0	0	0	0	0	0	0	0	0	0	0	
Drunkenness	M	0	0	0	0	0	0	0	0	0	0	0	
	F	0	0	0	0	0	0	0	0	0	0	0	
Disorderly Conduct	M	0	0	0	0	0	0	0	0	0	0	0	
	F	0	0	0	0	0	0	0	0	0	0	0	
Vagrancy	M	0	0	0	0	0	0	0	0	0	0	0	
	F	0	0	0	0	0	0	0	0	0	0	0	
All Other Offenses (except Traffic)	M	0	0	0	0	0	0	0	0	0	0	0	
	F	0	0	0	0	0	0	0	0	0	0	0	
Suspicion	M	0	0	0	0	0	0	0	0	0	0	0	
	F	0	0	0	0	0	0	0	0	0	0	0	
Curfew and Loitering Law Violations	M	0	0	0	0	0	0	0	0	0	0	0	
	F	0	0	0	0	0	0	0	0	0	0	0	
Runaway	M	0	0	0	0	0	0	0	0	0	0	0	
	F	0	0	0	0	0	0	0	0	0	0	0	
GRAND TOTAL		0	0	0	0	0	0	0	2	4	7	5	

*The criminal statistics within this publication are only those criminal statistics reported to the Uniform Crime Reporting Program by the participating law enforcement agencies.

Lincoln Co SO Arrests by Offense and Age

	22	23	24	25-29	30-34	35-39	40-44	45-49	50-54	55-59	60-64	over 64	Total >18	Grand Total
0	0	0	0	0	0	0	0	0	0	0	0	0	0	0
0	0	0	0	0	0	0	0	0	0	0	0	0	0	0
0	0	0	0	0	0	0	0	0	0	0	0	0	0	0
0	0	0	0	0	0	0	0	0	0	0	0	0	2	2
0	0	0	0	0	0	0	0	0	0	0	0	0	0	0
0	0	0	0	0	0	0	0	0	0	0	0	0	0	0
1	0	0	0	0	0	0	0	0	0	0	0	0	1	1
0	0	0	0	0	0	0	0	0	0	0	0	0	0	0
0	0	0	0	0	0	0	1	2	1	0	0	0	5	5
0	0	0	0	0	0	0	0	1	0	0	0	0	1	1
0	0	0	1	1	0	0	0	0	0	0	0	0	3	3
0	0	0	0	0	0	0	0	0	1	0	0	0	1	1
0	0	0	0	1	0	0	0	0	0	1	0	0	2	2
0	0	0	1	0	0	0	0	0	0	0	0	0	1	1
0	0	0	0	0	0	0	0	0	0	0	0	0	0	0
0	0	0	0	0	0	0	0	0	0	0	0	0	0	0
0	0	0	0	0	0	0	0	0	0	0	0	0	0	0
0	0	0	0	0	0	0	0	0	0	0	0	0	0	0
0	0	0	0	0	0	0	0	1	0	1	0	0	3	3
0	1	0	1	0	0	0	0	0	0	0	0	0	2	2
0	0	0	0	0	0	0	0	0	0	0	0	0	0	0
0	0	0	0	0	0	0	0	0	0	0	0	0	0	0
0	0	1	0	0	0	0	0	0	0	0	0	0	1	1
0	0	0	0	0	0	0	0	0	0	0	0	0	0	0
0	0	0	0	0	0	0	0	1	0	2	0	0	3	3
0	0	0	0	0	0	0	0	0	0	0	0	0	0	0
1	0	0	0	0	0	1	1	0	0	0	0	0	3	3
0	0	0	0	0	0	0	0	0	0	0	0	0	0	0
0	0	0	0	0	0	0	0	0	0	0	0	0	0	0
0	0	0	0	0	0	0	0	0	0	0	0	0	0	0
1	0	0	0	0	0	0	0	0	0	0	0	0	1	1
0	0	0	0	0	0	0	0	0	0	0	0	0	0	0
2	2	0	2	1	2	2	4	1	0	0	0	0	21	21
0	0	1	1	0	1	2	1	0	1	0	0	0	8	8
0	0	0	0	0	0	0	0	0	0	0	0	0	0	0
0	0	0	0	0	0	0	0	0	0	0	0	0	0	0
0	0	0	0	0	1	0	0	0	0	0	0	0	1	1
0	0	0	0	0	0	1	0	0	0	0	0	0	1	1
0	0	1	3	5	0	4	4	6	5	0	0	0	33	33
0	0	0	1	2	1	0	0	0	1	1	1	1	8	8
0	0	0	0	0	0	0	0	0	1	0	0	0	2	2
0	0	0	0	0	0	0	0	0	0	0	0	0	0	0
0	0	0	0	0	0	0	0	0	0	0	0	0	0	0
0	0	0	0	0	0	0	0	0	0	1	0	0	1	1
0	0	0	0	0	0	0	0	0	0	0	0	0	0	0
0	0	0	0	0	0	0	0	0	0	0	0	0	0	0
0	0	0	0	0	0	0	0	0	0	0	0	0	0	0
0	1	0	0	0	0	0	0	0	1	0	0	0	2	2
0	0	0	0	0	0	1	0	0	0	0	0	0	1	1
0	0	0	0	0	0	0	0	0	0	0	1	1	1	1
0	0	0	0	0	0	0	0	0	0	0	0	0	0	0
0	0	0	0	0	0	0	0	0	0	0	0	0	0	0
0	0	0	0	0	0	0	0	0	0	0	0	0	0	0
0	0	0	0	0	0	0	0	0	0	0	0	0	0	0
0	0	0	0	0	0	0	0	0	0	0	0	0	0	0
5	4	3	10	10	7	11	14	10	13	1	2	108	108	108

Lovelock PD Arrests By Offense and Age

OFFENSE	SEX	9 &											
		Under	10 -12	13-14	15	16	17	Total <18	18	19	20	21	
Murder	M	0	0	0	0	0	0	0	0	0	0	0	0
	F	0	0	0	0	0	0	0	0	0	0	0	0
Manslaughter by Negligence	M	0	0	0	0	0	0	0	0	0	0	0	0
	F	0	0	0	0	0	0	0	0	0	0	0	0
Forcible Rape	M	0	0	0	0	0	0	0	0	0	0	0	0
	F	0	0	0	0	0	0	0	0	0	0	0	0
Robbery	M	0	0	0	0	0	0	0	0	0	0	0	0
	F	0	0	0	0	0	0	0	0	0	0	0	0
Aggravated Assault	M	0	0	0	2	0	0	2	0	0	0	0	0
	F	0	0	0	0	0	1	1	0	0	0	0	0
Other Assaults	M	0	0	0	0	0	0	0	0	1	0	1	1
	F	0	0	0	0	0	0	0	0	1	1	1	0
Burglary	M	0	0	0	1	0	0	1	0	0	0	0	0
	F	0	0	0	0	1	0	1	0	0	0	0	0
Larceny--Theft	M	0	0	1	0	0	0	1	0	0	0	0	0
	F	0	0	0	1	0	0	1	0	0	0	0	0
Motor Vehicle Theft	M	0	0	0	0	0	0	0	0	0	0	0	0
	F	0	0	0	0	0	0	0	0	0	0	0	0
Arson	M	0	0	1	0	0	0	1	0	0	0	0	0
	F	0	0	0	0	0	0	0	0	0	0	0	0
Forgery & Counterfeiting	M	0	0	0	0	0	0	0	0	0	0	0	0
	F	0	0	0	0	0	0	0	0	0	0	0	0
Fraud	M	0	0	0	0	0	0	0	0	0	0	0	0
	F	0	0	0	0	0	0	0	0	0	0	0	0
Embezzlement	M	0	0	0	0	0	0	0	0	0	0	0	0
	F	0	0	0	0	0	0	0	0	0	0	0	0
Stolen Property-Buy, Possess, Recei	M	0	0	0	0	1	0	1	0	0	0	0	0
	F	0	0	0	0	0	0	0	0	0	0	0	0
Vandalism	M	0	0	0	0	0	0	0	0	0	0	0	0
	F	0	0	0	0	0	0	0	0	0	0	0	0
Weapons-carrying, possession, etc...	M	0	0	0	0	0	0	0	0	1	0	0	0
	F	0	0	0	0	0	0	0	0	0	0	0	0
Prostitution & Commercialized Vice	M	0	0	0	0	0	0	0	0	0	0	0	0
	F	0	0	0	0	0	0	0	0	0	0	0	0
Other Sex Offenses	M	0	0	0	0	0	0	0	0	0	0	0	1
	F	0	0	0	0	0	0	0	0	0	0	0	0
Drug Abuse Violations	M	0	0	0	0	0	0	0	0	0	0	0	0
	F	0	0	0	0	0	0	0	0	0	0	0	0
Gambling	M	0	0	0	0	0	0	0	0	0	0	0	0
	F	0	0	0	0	0	0	0	0	0	0	0	0
Offenses Against Family & Children	M	0	0	0	0	0	0	0	0	0	0	0	0
	F	0	0	0	0	0	0	0	0	0	0	0	0
Driving Under the Influence	M	0	0	0	0	0	0	0	0	0	0	1	1
	F	0	0	0	0	0	1	1	0	0	0	0	0
Liquor Laws	M	0	0	0	1	2	3	6	4	2	0	0	0
	F	0	0	0	1	2	0	3	1	1	1	0	0
Drunkness	M	0	0	0	0	0	0	0	0	0	0	0	0
	F	0	0	0	0	0	0	0	0	0	0	0	0
Disorderly Conduct	M	0	0	0	0	0	0	0	0	1	1	0	0
	F	0	0	0	0	0	0	0	0	0	0	0	1
Vagrancy	M	0	0	0	0	0	0	0	0	0	0	0	0
	F	0	0	0	0	0	0	0	0	0	0	0	0
All Other Offenses (except Traffic)	M	0	0	0	1	0	0	1	0	0	1	2	2
	F	0	0	0	0	0	0	0	0	0	0	0	1
Suspicion	M	0	0	0	0	0	0	0	0	0	0	0	0
	F	0	0	0	0	0	0	0	0	0	0	0	0
Curfew and Loitering Law Violations	M	0	0	0	0	0	0	0	0	0	0	0	0
	F	0	0	0	0	0	0	0	0	0	0	0	0
Runaway	M	0	0	0	0	0	0	0	0	0	0	0	0
	F	0	0	0	1	0	0	1	0	0	0	0	0
GRAND TOTAL			0	0	2	8	6	5	21	5	7	5	7

*The criminal statistics within this publication are only those criminal statistics reported to the Uniform Crime Reporting Program by the participating law enforcement agencies.

Lyon Co SO Arrests By Offense and Age

OFFENSE	SEX	9 & Under												
		10 -12	13-14	15	16	17	Total <18	18	19	20	21			
Murder	M	0	0	0	0	0	0	0	0	0	0	0	0	0
Murder	F	0	0	0	0	0	0	0	0	0	0	0	0	0
Manslaughter by Negligence	M	0	0	0	0	0	0	0	0	0	0	0	0	0
Manslaughter by Negligence	F	0	0	0	0	0	0	0	0	0	0	0	0	0
Forcible Rape	M	0	0	0	0	0	0	0	0	0	0	0	0	0
Forcible Rape	F	0	0	0	0	0	0	0	0	0	0	0	0	0
Robbery	M	0	0	0	0	0	0	0	0	0	0	0	0	0
Robbery	F	0	0	0	0	0	0	0	0	0	0	0	0	0
Aggravated Assault	M	0	0	0	0	0	0	0	0	0	0	0	0	1
Aggravated Assault	F	0	0	0	0	0	0	0	0	0	0	0	0	0
Other Assaults	M	0	0	0	0	0	0	0	0	0	2	2	4	0
Other Assaults	F	0	0	0	0	0	0	0	0	0	0	0	0	1
Burglary	M	0	0	0	0	0	0	0	0	0	0	3	1	2
Burglary	F	0	0	0	0	0	0	0	0	0	0	0	0	0
Larceny--Theft	M	0	0	0	0	0	0	0	0	0	1	0	0	0
Larceny--Theft	F	0	0	0	0	0	0	0	0	0	0	0	0	0
Motor Vehicle Theft	M	0	0	0	0	0	0	0	0	0	1	0	0	0
Motor Vehicle Theft	F	0	0	0	0	0	0	0	0	0	0	0	0	0
Arson	M	0	0	0	0	0	0	0	0	0	0	0	0	0
Arson	F	0	0	0	0	0	0	0	0	0	0	0	0	0
Forgery & Counterfeiting	M	0	0	0	0	0	0	0	0	0	0	0	0	0
Forgery & Counterfeiting	F	0	0	0	0	0	0	0	0	0	0	0	0	0
Fraud	M	0	0	0	0	0	0	0	0	0	0	0	0	0
Fraud	F	0	0	0	0	0	0	0	0	0	0	0	0	0
Embezzlement	M	0	0	0	0	0	0	0	0	0	0	0	0	0
Embezzlement	F	0	0	0	0	0	0	0	0	0	0	0	0	0
Stolen Property-Buy, Possess, Recei	M	0	0	0	0	0	0	0	0	0	0	1	0	0
Stolen Property-Buy, Possess, Recei	F	0	0	0	0	0	0	0	0	0	0	0	0	0
Vandalism	M	0	0	0	0	0	0	0	0	0	0	0	0	0
Vandalism	F	0	0	0	0	0	0	0	0	0	0	0	0	0
Weapons-carrying, possession, etc...	M	0	0	0	0	0	0	0	0	0	2	1	0	1
Weapons-carrying, possession, etc...	F	0	0	0	0	0	0	0	0	0	0	0	0	0
Prostitution & Commercialized Vice	M	0	0	0	0	0	0	0	0	0	0	0	0	0
Prostitution & Commercialized Vice	F	0	0	0	0	0	0	0	0	0	0	0	0	0
Other Sex Offenses	M	0	0	0	0	0	0	0	0	0	0	0	0	0
Other Sex Offenses	F	0	0	0	0	0	0	0	0	0	0	0	0	0
Drug Abuse Violations	M	0	0	0	0	0	0	0	0	0	8	7	5	3
Drug Abuse Violations	F	0	0	0	0	0	0	0	0	0	0	1	0	0
Gambling	M	0	0	0	0	0	0	0	0	0	0	0	0	1
Gambling	F	0	0	0	0	0	0	0	0	0	0	0	0	0
Offenses Against Family & Children	M	0	0	0	0	0	0	0	0	0	2	4	6	1
Offenses Against Family & Children	F	0	0	0	0	0	0	0	0	0	0	1	1	1
Driving Under the Influence	M	0	0	0	0	0	0	0	0	0	9	7	11	10
Driving Under the Influence	F	0	0	0	0	0	0	0	0	0	1	0	0	1
Liquor Laws	M	0	0	0	0	0	0	0	0	0	4	5	0	1
Liquor Laws	F	0	0	0	0	0	0	0	0	0	0	0	0	0
Drunkenness	M	0	0	0	0	0	0	0	0	0	0	0	1	2
Drunkenness	F	0	0	0	0	0	0	0	0	0	0	0	0	0
Disorderly Conduct	M	0	0	0	0	0	0	0	0	0	0	0	0	0
Disorderly Conduct	F	0	0	0	0	0	0	0	0	0	0	0	0	0
Vagrancy	M	0	0	0	0	0	0	0	0	0	0	0	0	0
Vagrancy	F	0	0	0	0	0	0	0	0	0	0	0	0	0
All Other Offenses (except Traffic)	M	0	0	0	0	0	0	0	0	0	6	10	7	13
All Other Offenses (except Traffic)	F	0	0	0	0	0	0	0	0	0	1	3	3	5
Suspicion	M	0	0	0	0	0	0	0	0	0	0	0	0	0
Suspicion	F	0	0	0	0	0	0	0	0	0	0	0	0	0
Curfew and Loitering Law Violations	M	0	0	0	0	0	0	0	0	0	0	0	0	0
Curfew and Loitering Law Violations	F	0	0	0	0	0	0	0	0	0	0	0	0	0
Runaway	M	0	0	0	0	0	0	0	0	0	0	0	0	0
Runaway	F	0	0	0	0	0	0	0	0	0	0	0	0	0
		0	0	0	0	0	0	0	0	0	37	45	39	43

*The criminal statistics within this publication are only those criminal statistics reported to the Uniform Crime Reporting Program by the participating law enforcement agencies.

Lyon Co SO Arrests By Offense and Age

	22	23	24	25-29	30-34	35-39	40-44	45-49	50-54	55-59	60-64	over 64	Total >18	Grand Total
0	0	0	0	0	0	1	0	0	0	0	0	0	1	1
0	0	0	0	0	0	0	0	0	0	0	0	0	0	0
0	0	0	0	0	0	0	0	0	0	0	0	0	0	0
0	0	0	0	0	0	0	0	0	0	0	0	0	0	0
0	0	0	0	0	0	0	0	0	0	0	0	0	0	0
0	0	0	0	0	0	0	0	0	0	0	0	0	0	0
0	1	0	0	3	1	1	0	0	0	0	0	0	7	7
1	0	0	0	0	0	0	0	0	0	0	0	0	1	1
2	2	1	6	4	3	11	5	4	2	1	0	0	49	49
0	0	1	3	2	2	5	5	0	0	1	0	0	20	20
0	1	0	4	0	0	1	1	1	0	0	0	0	14	14
0	0	0	0	0	1	0	0	0	0	0	0	0	1	1
0	1	0	1	0	2	2	0	0	0	0	0	0	7	7
0	0	0	0	0	0	0	0	1	0	0	0	0	1	1
0	1	0	0	0	0	0	0	0	1	0	0	0	3	3
0	0	0	0	0	0	1	0	0	0	0	0	0	1	1
0	0	0	0	0	0	0	0	0	0	0	0	0	0	0
0	0	0	0	0	0	1	0	0	0	0	0	0	1	1
0	1	1	1	0	0	0	0	0	0	0	0	0	3	3
0	0	0	2	0	0	0	0	0	0	0	0	0	2	2
0	0	1	0	0	0	0	0	0	0	0	0	0	1	1
0	0	0	0	0	0	0	0	0	0	0	0	0	0	0
0	0	0	0	0	0	0	0	0	0	0	0	0	0	0
0	0	0	0	0	0	0	0	0	0	0	0	0	0	0
0	0	0	1	0	0	1	0	0	0	0	0	0	3	3
0	0	0	0	0	0	0	0	0	0	0	0	0	0	0
0	0	0	0	1	0	0	0	0	0	0	0	0	1	1
0	0	0	0	0	0	0	0	0	0	0	0	0	0	0
0	1	0	1	1	0	0	2	0	1	0	0	0	10	10
0	1	0	0	0	0	0	0	0	0	0	0	0	1	1
0	0	0	0	0	0	0	0	0	0	0	0	0	0	0
0	0	0	0	0	0	0	0	0	0	0	0	0	0	0
0	1	0	0	0	0	0	1	0	0	0	0	0	2	2
0	0	0	0	0	0	0	0	0	0	0	0	0	0	0
3	2	2	11	6	16	5	8	1	2	1	1	1	81	81
1	1	1	3	4	7	4	4	1	0	1	0	0	28	28
0	0	0	0	0	0	0	0	0	0	0	0	0	1	1
0	0	0	0	0	0	0	0	0	0	0	0	0	0	0
3	5	0	18	12	14	18	12	6	4	1	0	0	106	106
1	4	0	5	4	5	7	2	1	0	1	0	0	33	33
11	12	12	57	28	35	28	29	29	12	8	10	0	308	308
0	1	0	7	6	10	10	7	10	2	3	0	0	58	58
0	0	0	2	0	0	0	0	0	0	0	0	0	12	12
0	0	0	1	0	0	0	0	0	0	0	0	0	1	1
1	0	0	1	1	0	1	0	0	0	0	0	0	7	7
0	0	0	0	0	0	0	0	0	0	0	0	0	0	0
0	0	0	0	0	0	0	0	0	0	0	0	0	0	0
0	0	0	0	0	0	0	0	0	0	0	0	0	0	0
0	0	0	0	0	0	0	0	0	0	0	0	0	0	0
10	12	5	34	27	22	20	14	5	8	1	4	0	198	198
1	2	2	11	10	7	1	6	5	1	0	0	0	58	58
0	0	0	0	0	0	0	0	0	0	0	0	0	0	0
0	0	0	0	0	0	0	0	0	0	0	0	0	0	0
0	0	0	0	0	0	0	0	0	0	0	0	0	0	0
0	0	0	0	0	0	0	0	0	0	0	0	0	0	0
0	0	0	0	0	0	0	0	0	0	0	0	0	0	0
0	0	0	0	0	0	0	0	0	0	0	0	0	0	0
34	49	26	169	109	126	117	96	64	33	18	15	0	1,020	1,020

*Lyon County Sheriff's Office does not report juvenile arrests

Mesquite PD Arrests By Offense and Age

OFFENSE	SEX	9 & Under										
		10-12	13-14	15	16	17	Total <18	18	19	20	21	
Murder	M	0	0	0	0	0	1	1	1	1	0	1
	F	0	0	0	0	0	0	0	0	0	0	0
Manslaughter by Negligence	M	0	0	0	0	0	0	0	0	0	0	0
	F	0	0	0	0	0	0	0	0	0	0	0
Forcible Rape	M	0	0	0	0	0	0	0	0	0	0	1
	F	0	0	0	0	0	0	0	0	0	0	0
Robbery	M	0	0	0	0	0	0	0	0	0	0	0
	F	0	0	0	0	0	0	0	0	0	0	0
Aggravated Assault	M	0	0	0	0	0	0	0	0	0	1	0
	F	0	0	0	0	0	0	0	0	0	0	0
Other Assaults	M	0	0	0	1	2	0	3	4	5	4	6
	F	0	0	1	0	0	2	3	0	2	0	2
Burglary	M	0	0	0	0	0	0	0	0	0	1	3
	F	0	0	0	0	0	0	0	0	0	0	0
Larceny--Theft	M	0	0	1	1	0	1	3	1	3	2	1
	F	0	0	1	0	0	0	1	1	1	0	0
Motor Vehicle Theft	M	0	0	0	0	0	0	0	0	0	0	0
	F	0	0	0	0	0	0	0	0	0	0	0
Arson	M	0	0	0	0	0	0	0	0	0	0	0
	F	0	0	0	0	0	0	0	0	0	0	0
Forgery & Counterfeiting	M	0	0	0	0	0	0	0	0	0	1	0
	F	0	0	0	0	0	0	0	0	0	0	0
Fraud	M	0	0	0	0	0	0	0	1	2	1	0
	F	0	0	0	0	0	0	0	0	0	1	0
Embezzlement	M	0	0	0	0	0	0	0	0	0	0	0
	F	0	0	0	0	0	0	0	0	0	0	0
Stolen Property-Buy, Possess, Recei	M	0	1	0	0	0	0	1	0	0	1	1
	F	0	0	0	0	0	0	0	0	0	0	1
Vandalism	M	0	0	9	3	0	2	14	2	1	1	0
	F	0	0	0	0	0	1	1	0	0	0	0
Weapons-carrying, possession, etc...	M	0	0	0	0	0	0	0	0	0	0	2
	F	0	0	0	0	0	0	0	0	0	0	0
Prostitution & Commercialized Vice	M	0	0	0	0	0	0	0	0	0	0	0
	F	0	0	0	0	0	0	0	0	0	0	0
Other Sex Offenses	M	0	0	0	0	0	0	0	0	0	0	0
	F	0	0	0	0	0	0	0	0	0	0	0
Drug Abuse Violations	M	0	0	0	0	0	1	1	4	3	9	6
	F	0	0	0	0	0	2	2	1	6	0	0
Gambling	M	0	0	0	0	0	1	1	1	0	7	0
	F	0	0	0	0	0	0	0	0	1	1	0
Offenses Against Family & Children	M	0	0	0	0	0	0	0	0	0	0	0
	F	0	0	0	0	0	0	0	0	0	0	0
Driving Under the Influence	M	0	0	1	0	0	0	1	3	1	1	5
	F	0	0	0	0	0	0	0	0	0	0	1
Liquor Laws	M	0	0	0	0	2	10	12	10	6	17	6
	F	0	0	0	1	0	3	4	0	0	3	0
Drunkenness	M	0	0	0	0	0	0	0	0	0	0	0
	F	0	0	0	0	0	0	0	0	0	0	0
Disorderly Conduct	M	0	0	1	1	0	2	4	0	2	1	1
	F	0	0	0	0	0	0	0	0	1	1	1
Vagrancy	M	0	0	0	0	0	0	0	0	0	0	1
	F	0	0	0	0	0	0	0	0	0	0	0
All Other Offenses (except Traffic)	M	0	0	0	2	2	1	5	2	0	0	3
	F	0	0	0	0	0	0	0	1	2	0	0
Suspicion	M	0	0	0	0	0	0	0	0	0	0	0
	F	0	0	0	0	0	0	0	0	0	0	0
Curfew and Loitering Law Violations	M	0	0	0	0	3	0	3	0	0	0	0
	F	0	0	1	0	0	0	1	0	0	0	0
Runaway	M	0	0	0	0	0	0	0	0	0	0	0
	F	0	0	0	0	0	0	0	0	0	0	0
GRAND TOTAL		0	1	15	9	9	27	61	32	37	53	42

*The criminal statistics within this publication are only those criminal statistics reported to the Uniform Crime Reporting Program by the participating law enforcement agencies.

Mesquite PD Arrests By Offense and Age

	22	23	24	25-29	30-34	35-39	40-44	45-49	50-54	55-59	60-64	over 64	Total >18	Grand Total
0	1	0	0	0	0	0	0	0	0	0	0	0	4	5
0	0	0	0	0	0	0	0	0	0	0	0	0	0	0
0	0	0	0	0	0	0	0	0	0	0	0	0	0	0
0	0	0	0	0	0	0	0	0	0	0	0	0	0	0
0	0	0	0	0	1	0	0	1	0	0	0	0	3	3
0	0	0	0	0	0	0	0	0	0	0	0	0	0	0
0	0	0	0	0	0	0	0	0	0	0	0	0	0	0
0	0	0	0	0	0	0	0	0	0	0	0	0	0	0
0	0	0	2	0	0	0	0	0	0	1	0	0	4	4
0	0	0	0	0	0	0	0	0	0	0	0	0	0	0
4	7	5	31	15	18	13	10	2	2	2	2	0	128	131
3	2	0	13	4	5	7	2	3	1	1	1	0	45	48
2	0	3	4	7	4	5	3	0	0	0	0	0	32	32
0	1	0	6	0	2	0	0	0	0	0	0	0	9	9
0	0	1	7	2	6	9	4	2	0	0	2	0	40	43
0	2	0	0	1	3	0	2	0	1	1	1	0	12	13
0	0	1	0	0	0	0	0	0	0	0	0	0	1	1
0	0	0	0	0	0	0	0	0	0	0	0	0	0	0
0	0	0	0	0	0	0	0	0	0	0	0	0	0	0
0	0	0	0	0	0	0	0	0	0	0	0	0	0	0
0	0	0	0	0	0	0	0	1	0	0	0	0	2	2
0	0	0	0	0	0	1	0	1	0	0	0	0	2	2
2	0	0	2	0	0	2	0	0	0	0	0	0	10	10
1	0	0	0	0	1	0	0	0	0	0	0	0	3	3
0	0	0	0	0	0	0	0	0	0	0	0	0	0	0
0	1	0	1	0	0	0	0	1	0	0	0	0	3	3
0	1	1	0	1	1	1	0	1	0	0	0	0	7	8
0	0	0	0	3	0	0	0	0	0	0	0	0	4	4
1	2	1	3	2	2	0	0	1	0	0	0	0	16	30
0	0	0	0	0	0	1	0	0	0	0	0	0	1	2
1	0	0	1	1	0	1	0	0	0	0	2	0	8	8
0	0	0	0	0	0	0	0	0	0	0	0	0	0	0
0	0	0	0	0	0	0	0	0	0	0	0	0	0	0
0	0	0	0	0	0	0	0	0	0	0	0	0	0	0
0	1	0	0	0	1	3	0	0	0	0	1	0	6	6
0	0	0	0	0	0	0	0	1	0	0	0	0	1	1
5	1	2	19	7	3	9	7	3	3	1	0	0	82	83
1	1	1	7	7	5	2	5	0	1	1	1	0	38	40
0	0	0	0	0	0	0	0	0	0	0	0	0	8	9
0	0	0	0	0	0	0	0	0	0	0	0	0	2	2
0	0	0	0	0	0	0	0	0	0	0	0	0	0	0
0	0	0	0	0	0	0	0	0	0	0	0	0	0	0
7	3	5	8	16	6	13	8	7	5	4	2	0	94	95
1	1	0	4	2	2	2	4	1	2	1	0	0	21	21
1	0	0	2	1	2	0	0	0	0	0	1	0	46	58
0	0	0	0	1	0	0	0	0	0	0	0	0	4	8
0	0	0	0	0	0	0	0	0	0	0	0	0	0	0
0	0	0	0	0	0	0	0	0	0	0	0	0	0	0
5	1	2	14	7	6	7	4	4	1	2	0	0	57	61
1	0	0	4	3	3	0	0	0	0	0	0	0	14	14
0	0	0	0	0	0	0	0	0	0	0	0	0	1	1
0	0	0	0	0	0	0	0	0	0	0	0	0	0	0
4	2	1	9	6	4	4	3	8	2	0	4	0	52	57
0	0	1	4	2	2	3	2	1	1	0	0	0	19	19
0	0	0	0	0	0	0	0	0	0	0	0	0	0	0
0	0	0	0	0	0	0	0	0	0	0	0	0	0	0
0	0	0	0	0	0	0	0	0	0	0	0	0	0	3
0	0	0	0	0	0	0	0	0	0	0	0	0	0	1
0	0	0	0	0	0	0	0	0	0	0	0	0	0	0
0	0	0	0	0	0	0	0	0	0	0	0	0	0	0
0	0	0	0	0	0	0	0	0	0	0	0	0	0	0
39	27	24	141	89	77	81	59	33	20	17	8	0	779	840

Mineral Co SO Arrests By Offense and Age

OFFENSE	SEX	9 &							Total <18	18	19	20	21
		Under	10-12	13-14	15	16	17						
Murder	M	0	0	0	0	0	0	0	0	0	0	0	
	F	0	0	0	0	0	0	0	0	0	0	0	
Manslaughter by Negligence	M	0	0	0	0	0	0	0	0	0	0	0	
	F	0	0	0	0	0	0	0	0	0	0	0	
Forcible Rape	M	0	0	0	0	0	0	2	2	0	0	2	
	F	0	0	0	0	0	0	0	0	0	0	0	
Robbery	M	0	0	0	0	0	0	0	0	0	0	0	
	F	0	0	0	0	0	0	0	0	0	0	0	
Aggravated Assault	M	0	0	0	0	0	0	0	0	0	0	1	
	F	0	0	0	0	0	0	0	0	0	0	0	
Other Assaults	M	0	0	1	1	2	1	5	0	0	1	3	
	F	0	0	0	0	1	0	1	0	1	0	0	
Burglary	M	0	0	0	0	0	0	0	0	1	0	0	
	F	0	0	0	0	0	0	0	0	0	0	0	
Larceny--Theft	M	0	0	0	0	0	0	0	0	0	0	0	
	F	0	0	0	0	0	0	0	0	0	0	0	
Motor Vehicle Theft	M	0	0	0	0	0	0	0	0	0	0	0	
	F	0	0	0	0	0	0	0	0	0	0	0	
Arson	M	0	0	0	0	0	0	0	0	0	0	0	
	F	0	0	0	0	0	0	0	0	0	0	0	
Forgery & Counterfeiting	M	0	0	0	0	0	0	0	0	0	0	0	
	F	0	0	0	0	0	0	0	0	0	0	0	
Fraud	M	0	0	0	0	0	0	0	0	0	0	0	
	F	0	0	0	0	0	0	0	0	0	0	0	
Embezzlement	M	0	0	0	0	0	0	0	0	0	0	0	
	F	0	0	0	0	0	0	0	0	0	0	0	
Stolen Property-Buy, Possess, Recei	M	0	0	0	0	0	0	0	0	0	0	0	
	F	0	0	0	0	0	0	0	0	0	1	0	
Vandalism	M	0	0	0	0	0	0	0	0	0	0	0	
	F	0	0	0	0	0	0	0	0	0	0	0	
Weapons-carrying, possession, etc...	M	0	0	0	0	0	1	1	0	0	0	0	
	F	0	0	0	0	0	0	0	0	0	0	0	
Prostitution & Commercialized Vice	M	0	0	0	0	0	0	0	0	0	0	0	
	F	0	0	0	0	0	0	0	0	0	0	0	
Other Sex Offenses	M	0	0	1	1	1	1	4	0	0	0	0	
	F	0	0	0	0	0	0	0	0	0	0	0	
Drug Abuse Violations	M	1	0	0	1	1	1	4	2	0	1	1	
	F	0	0	0	0	0	0	0	0	0	1	0	
Gambling	M	0	0	0	0	0	0	0	0	0	0	0	
	F	0	0	0	0	0	0	0	0	0	0	0	
Offenses Against Family & Children	M	0	0	0	0	0	0	0	1	0	0	0	
	F	0	0	0	0	0	0	0	1	0	0	0	
Driving Under the Influence	M	0	0	0	0	0	2	2	2	1	1	2	
	F	0	0	0	0	1	0	1	0	0	0	0	
Liquor Laws	M	0	0	0	1	1	2	4	7	3	6	0	
	F	0	0	1	0	3	4	8	4	1	1	0	
Drunkenness	M	0	0	0	1	0	0	1	0	0	0	0	
	F	0	0	1	1	0	0	2	0	0	0	0	
Disorderly Conduct	M	0	0	0	0	0	0	0	0	0	0	1	
	F	0	0	0	0	0	1	1	0	0	0	0	
Vagrancy	M	0	0	0	0	0	0	0	0	0	0	0	
	F	0	0	0	0	0	0	0	0	0	0	0	
All Other Offenses (except Traffic)	M	0	0	3	3	1	1	8	7	3	3	2	
	F	0	0	2	1	3	2	8	0	1	2	0	
Suspicion	M	0	0	0	0	0	0	0	0	0	0	0	
	F	0	0	0	0	0	0	0	0	0	0	0	
Curfew and Loitering Law Violations	M	0	0	0	4	5	5	14	0	0	0	0	
	F	0	0	3	1	3	2	9	0	0	0	0	
Runaway	M	0	0	3	9	2	5	19	0	0	0	0	
	F	0	0	0	2	1	1	4	0	0	0	0	
GRAND TOTAL		1	0	15	26	25	31	98	24	11	19	10	

*The criminal statistics within this publication are only those criminal statistics reported to the Uniform Crime Reporting Program by the participating law enforcement agencies.

North Las Vegas PD Arrests By Offense and Age

OFFENSE	SEX	9 & Under										
		10 -12	13-14	15	16	17	Total <18	18	19	20	21	
Murder	M	0	0	0	1	0	0	1	2	0	1	2
	F	0	0	0	0	0	0	0	0	0	0	0
Manslaughter by Negligence	M	0	0	0	0	0	0	0	0	0	0	0
	F	0	0	0	0	0	0	0	0	0	0	0
Forcible Rape	M	0	0	1	0	1	0	2	0	0	0	0
	F	0	0	0	0	0	0	0	0	0	0	0
Robbery	M	0	2	12	6	12	16	48	14	8	7	6
	F	0	1	2	1	1	0	5	2	0	1	0
Aggravated Assault	M	1	1	8	7	10	6	33	9	10	15	8
	F	0	0	4	2	4	3	13	2	4	4	1
Other Assaults	M	3	7	17	24	26	28	105	20	29	25	43
	F	1	5	14	8	14	14	56	15	10	17	10
Burglary	M	0	6	27	20	18	12	83	18	8	5	5
	F	0	1	5	1	4	1	12	1	1	0	2
Larceny--Theft	M	0	11	26	17	18	21	93	15	14	20	19
	F	1	2	10	3	10	13	39	4	7	0	3
Motor Vehicle Theft	M	0	1	6	5	3	4	19	3	3	2	1
	F	0	0	0	0	2	1	3	0	1	1	1
Arson	M	0	1	1	1	0	0	3	0	0	0	0
	F	0	0	0	0	0	0	0	0	0	0	0
Forgery & Counterfeiting	M	0	0	0	0	1	0	1	0	2	1	3
	F	0	0	0	0	0	0	0	4	3	1	4
Fraud	M	0	0	0	1	1	2	4	1	2	1	0
	F	0	0	0	0	0	0	0	0	2	1	2
Embezzlement	M	0	0	0	0	0	1	1	0	2	0	5
	F	0	0	0	0	0	1	1	1	3	0	1
Stolen Property-Buy, Possess, Recei	M	2	2	10	10	17	10	51	11	2	6	3
	F	0	0	1	0	1	4	6	0	2	1	1
Vandalism	M	1	7	21	15	12	7	63	3	5	6	9
	F	0	0	0	0	0	0	0	0	2	1	2
Weapons-carrying, possession, etc...	M	0	1	7	5	7	12	32	16	26	12	14
	F	0	0	0	0	0	0	0	1	0	0	1
Prostitution & Commercialized Vice	M	0	0	0	0	0	0	0	1	0	0	0
	F	0	0	0	0	0	0	0	0	0	0	0
Other Sex Offenses	M	0	1	4	4	1	0	10	3	0	0	1
	F	0	0	0	0	0	0	0	0	0	1	0
Drug Abuse Violations	M	2	0	6	15	17	31	71	32	37	37	43
	F	0	0	0	2	0	1	3	6	10	4	15
Gambling	M	0	0	0	0	1	1	2	1	1	0	0
	F	0	0	0	0	0	0	0	0	1	0	0
Offenses Against Family & Children	M	0	0	0	0	0	0	0	0	1	2	0
	F	0	0	0	0	1	0	1	0	0	2	1
Driving Under the Influence	M	0	0	0	0	1	3	4	14	12	10	17
	F	0	0	0	0	0	1	1	2	1	2	5
Liquor Laws	M	0	0	0	3	1	7	11	7	2	8	5
	F	0	0	0	0	0	0	0	1	1	0	1
Drunkenness	M	0	0	0	0	0	0	0	0	0	0	0
	F	0	0	0	0	0	0	0	0	0	0	0
Disorderly Conduct	M	0	0	0	3	1	1	5	3	2	4	1
	F	0	0	0	0	0	0	0	0	0	0	1
Vagrancy	M	0	0	1	1	0	0	2	4	3	2	5
	F	0	0	0	0	0	0	0	1	0	1	0
All Other Offenses (except Traffic)	M	0	4	19	28	36	24	111	46	32	30	37
	F	0	0	1	5	8	5	19	7	11	6	16
Suspicion	M	0	0	0	0	0	0	0	0	0	0	0
	F	0	0	0	0	0	0	0	0	0	0	0
Curfew and Loitering Law Violations	M	0	0	1	5	2	2	10	0	0	0	0
	F	0	0	0	0	3	0	3	0	0	0	0
Runaway	M	0	0	0	0	0	0	0	0	0	0	0
	F	0	0	0	0	0	0	0	0	0	0	0
GRAND TOTAL		11	53	204	193	234	232	927	270	260	237	294

*The criminal statistics within this publication are only those criminal statistics reported to the Uniform Crime Reporting Program by the participating law enforcement agencies.

North Las Vegas PD Arrests By Offense and Age

	22	23	24	25-29	30-34	35-39	40-44	45-49	50-54	55-59	60-64	over 64	Total >18	Grand Total
0	0	0	1	1	0	0	1	0	0	0	0	0	8	9
0	0	0	0	0	0	1	0	0	0	0	0	0	1	1
0	0	0	0	0	0	0	0	0	0	0	0	0	0	0
0	0	0	0	0	0	0	0	0	0	0	0	0	0	0
0	0	0	0	1	1	0	0	0	0	0	0	0	2	4
0	0	0	0	0	0	0	0	0	0	0	0	0	0	0
2	7	5	11	10	6	9	5	2	0	0	0	0	92	140
0	0	0	3	2	3	1	0	0	0	0	0	0	12	17
7	13	10	61	39	36	35	22	16	5	3	2	2	291	324
5	4	3	22	9	14	11	7	3	1	0	0	0	90	103
28	29	37	184	141	127	113	60	38	21	7	5	5	907	1,012
8	9	12	53	43	31	27	23	11	1	0	1	1	271	327
3	4	5	11	12	7	4	7	0	0	0	0	0	89	172
0	0	0	0	1	1	0	1	0	0	0	0	0	7	19
13	14	15	64	44	50	65	34	19	11	6	3	3	406	499
8	9	3	18	25	21	20	9	8	2	0	1	1	138	177
0	4	0	8	4	0	2	2	1	0	0	0	0	30	49
0	1	0	0	0	1	0	0	0	0	1	0	0	6	9
0	0	0	0	1	2	0	1	0	0	0	0	0	4	7
0	0	0	0	0	0	0	0	0	0	0	0	0	0	0
2	4	3	13	14	13	10	9	1	0	0	0	0	75	76
4	5	2	4	3	6	7	5	0	1	0	0	0	49	49
3	1	2	6	6	7	7	2	1	0	0	0	0	39	43
2	2	0	9	10	3	0	4	0	1	0	0	0	36	36
1	0	1	3	1	3	5	1	0	0	0	0	0	22	23
0	3	3	2	4	3	3	0	0	0	1	0	0	24	25
5	4	3	13	8	6	4	2	1	0	0	0	0	68	119
1	0	0	2	2	2	1	1	0	0	0	0	0	13	19
7	4	2	9	6	10	3	7	1	1	1	1	0	74	137
0	2	0	2	0	1	1	1	1	0	0	0	0	13	13
16	9	12	43	27	16	14	7	4	3	0	0	0	219	251
0	0	1	3	2	2	0	1	0	0	0	0	0	11	11
0	0	0	0	1	0	0	0	0	0	0	0	0	2	2
0	0	0	0	0	0	0	0	0	0	0	0	0	0	0
0	4	0	5	3	3	2	2	2	0	0	0	0	25	35
0	0	0	1	1	0	0	0	0	0	0	0	0	3	3
41	39	42	159	132	102	100	68	34	16	6	1	1	889	960
9	11	5	27	29	22	16	17	9	1	0	0	0	181	184
1	0	0	0	0	0	0	0	0	0	0	0	0	3	5
0	0	0	0	0	0	0	0	0	0	0	0	0	1	1
0	2	0	3	2	0	3	2	1	0	0	0	0	16	16
0	3	1	2	1	1	3	0	0	0	0	0	0	14	15
21	20	20	102	98	63	56	69	41	7	8	4	4	562	566
1	3	4	25	22	17	11	17	7	1	1	1	1	120	121
1	3	2	26	12	23	31	40	26	9	3	1	1	199	210
0	0	0	2	1	6	3	2	1	0	1	0	0	19	19
0	0	0	0	2	0	0	0	0	0	0	0	0	2	2
0	0	0	0	0	0	0	0	0	0	0	0	0	0	0
1	2	0	12	3	5	0	3	3	1	0	0	0	40	45
0	0	0	2	2	0	1	1	1	0	0	0	0	8	8
3	1	2	18	8	11	4	3	3	1	0	0	0	68	70
1	3	0	6	1	3	2	3	1	0	0	0	0	22	22
32	41	48	179	132	99	141	116	71	24	9	5	5	1,042	1,153
6	8	4	30	37	34	26	22	14	5	1	0	0	227	246
0	0	0	0	0	0	0	0	0	0	0	0	0	0	0
0	0	0	0	0	0	0	0	0	0	0	0	0	0	0
0	0	0	0	0	0	0	0	0	0	0	0	0	0	10
0	0	0	0	0	0	0	0	0	0	0	0	0	0	3
0	0	0	0	0	0	0	0	0	0	0	0	0	0	0
0	0	0	0	0	0	0	0	0	0	0	0	0	0	0
232	268	248	1,145	902	761	742	576	321	112	48	24	24	6,440	7,367

Nye Co SO Arrests By Offense and Age

OFFENSE	SEX	9 & Total <18											
		Under	10 -12	13-14	15	16	17	Total <18	18	19	20	21	
Murder	M	0	0	0	0	0	0	0	0	0	0	0	0
	F	0	0	0	0	0	0	0	0	0	0	0	0
Manslaughter by Negligence	M	0	0	0	0	0	0	0	0	0	0	0	0
	F	0	0	0	0	0	0	0	0	0	0	0	0
Forcible Rape	M	0	0	0	0	2	1	3	0	1	1	0	0
	F	0	0	0	0	0	0	0	0	0	0	0	0
Robbery	M	0	0	0	0	0	0	0	0	1	1	0	0
	F	0	0	0	0	0	0	0	0	0	0	0	0
Aggravated Assault	M	2	0	3	0	3	4	12	2	3	2	1	1
	F	0	0	0	0	0	1	1	1	0	0	0	1
Other Assaults	M	3	11	20	8	9	9	60	5	8	3	5	5
	F	0	3	9	3	4	3	22	3	2	0	0	0
Burglary	M	2	2	5	1	4	7	21	1	1	1	3	3
	F	0	0	0	0	0	0	0	1	0	0	0	0
Larceny--Theft	M	1	2	7	9	11	8	38	7	7	6	3	3
	F	0	0	4	5	7	6	22	2	4	0	2	2
Motor Vehicle Theft	M	0	0	4	1	1	2	8	0	1	2	0	0
	F	0	0	0	1	0	0	1	0	0	0	0	0
Arson	M	1	2	2	0	4	0	9	0	0	0	0	0
	F	0	0	0	0	0	0	0	0	0	0	0	0
Forgery & Counterfeiting	M	0	0	0	0	1	0	1	0	0	0	0	0
	F	0	0	0	0	0	0	0	0	0	0	0	1
Fraud	M	0	0	1	0	0	1	2	1	1	0	1	1
	F	0	0	0	0	0	0	0	2	0	1	0	0
Embezzlement	M	0	0	0	0	0	0	0	1	0	2	0	0
	F	0	0	0	0	0	0	0	0	0	0	0	2
Stolen Property-Buy, Possess, Recei	M	0	0	0	1	3	0	4	2	1	1	0	0
	F	0	0	0	1	0	0	1	0	0	0	0	0
Vandalism	M	1	1	6	8	7	3	26	6	3	1	3	3
	F	0	0	0	1	1	1	3	5	2	0	1	1
Weapons-carrying, possession, etc...	M	1	0	1	1	1	0	4	0	1	0	0	0
	F	0	0	0	0	0	0	0	0	0	0	0	0
Prostitution & Commercialized Vice	M	0	0	0	0	0	0	0	0	0	0	0	0
	F	0	0	0	0	0	0	0	0	0	0	0	0
Other Sex Offenses	M	0	2	3	0	5	1	11	3	8	2	0	0
	F	0	0	0	0	0	0	0	0	0	0	0	0
Drug Abuse Violations	M	0	2	5	2	11	10	30	6	13	24	6	6
	F	0	0	4	0	1	1	6	4	3	0	1	1
Gambling	M	0	0	0	1	0	0	1	0	0	0	0	0
	F	0	0	0	0	0	0	0	0	0	0	0	0
Offenses Against Family & Children	M	0	5	8	3	7	10	33	7	3	8	4	4
	F	0	1	1	4	5	1	12	8	3	2	4	4
Driving Under the Influence	M	0	0	0	0	5	3	8	5	9	10	5	5
	F	0	0	0	0	1	0	1	0	0	0	2	2
Liquor Laws	M	0	0	3	8	5	6	22	8	7	2	1	1
	F	0	0	4	1	10	3	18	2	1	1	0	0
Drunkenness	M	0	0	0	0	0	0	0	0	0	0	0	0
	F	0	0	0	0	0	0	0	0	0	0	0	0
Disorderly Conduct	M	0	0	0	0	0	0	0	1	2	1	0	0
	F	0	0	0	0	1	0	1	0	0	0	0	0
Vagrancy	M	0	0	0	0	0	0	0	0	0	0	0	0
	F	0	0	0	0	0	0	0	0	0	0	0	0
All Other Offenses (except Traffic)	M	0	3	7	4	6	4	24	16	12	13	9	9
	F	0	1	7	9	2	2	21	5	1	1	1	1
Suspicion	M	0	0	0	0	0	0	0	0	0	0	0	0
	F	0	0	0	0	0	0	0	0	0	0	0	0
Curfew and Loitering Law Violations	M	0	0	0	5	2	7	14	0	0	0	0	0
	F	0	0	4	3	2	2	11	0	0	0	0	0
Runaway	M	1	2	8	7	12	6	36	0	0	0	0	0
	F	0	2	18	15	18	8	61	0	0	0	0	0
GRAND TOTAL			12	39	134	102	151	110	548	104	98	85	56

*The criminal statistics within this publication are only those criminal statistics reported to the Uniform Crime Reporting Program by the participating law enforcement agencies.

Nye Co SO Arrests By Offense and Age

	22	23	24	25-29	30-34	35-39	40-44	45-49	50-54	55-59	60-64	over 64	Total >18	Grand Total
0	0	0	0	0	0	1	0	0	1	0	0	0	2	2
0	0	0	0	0	0	0	0	0	0	0	0	0	0	0
0	0	0	0	0	0	0	0	0	0	0	0	0	0	0
0	0	0	0	0	0	0	0	0	0	0	0	0	0	0
0	0	0	1	1	4	2	1	0	0	0	0	2	13	16
0	0	0	0	0	0	0	0	0	0	1	0	0	1	1
0	0	0	5	1	1	1	1	0	0	0	0	0	11	11
0	0	0	0	0	0	0	0	0	0	0	0	0	0	0
0	1	0	5	3	9	7	5	0	6	2	2	2	48	60
2	0	1	2	0	1	5	1	1	0	1	0	0	16	17
1	3	4	10	6	9	13	10	9	6	3	9	9	104	164
0	0	2	3	5	3	3	4	1	1	2	2	2	31	53
2	1	1	18	2	3	5	3	0	2	0	0	0	43	64
0	0	0	0	0	1	2	0	0	0	0	0	0	4	4
2	6	6	8	3	14	18	8	4	3	3	0	0	98	136
0	0	2	5	2	6	4	1	3	1	2	0	0	34	56
1	0	0	5	1	3	1	1	1	3	0	0	0	19	27
0	0	0	2	0	0	0	0	0	0	0	0	0	2	3
0	0	0	0	0	0	1	0	0	0	0	0	0	1	10
0	0	0	0	0	0	0	0	0	0	0	0	0	0	0
3	1	0	10	6	4	3	7	4	0	0	0	0	38	39
0	0	3	1	1	3	4	2	1	0	0	0	0	16	16
1	1	2	8	4	5	4	4	2	3	0	3	3	40	42
0	0	0	3	8	2	5	4	3	1	0	1	0	30	30
0	0	0	0	1	2	2	2	1	0	0	0	0	11	11
0	0	0	0	3	2	3	2	1	0	0	0	0	13	13
0	0	0	5	3	1	3	2	2	2	0	0	0	22	26
0	0	1	1	1	1	0	0	0	0	0	0	0	4	5
3	3	1	3	1	8	5	4	4	3	0	2	5	50	76
0	0	0	1	2	4	3	2	1	1	0	0	0	22	25
0	0	2	1	6	1	7	1	0	0	0	3	3	22	26
1	0	0	0	0	0	0	0	0	0	0	0	0	1	1
0	0	0	0	0	0	0	0	0	0	0	0	0	0	0
0	0	0	0	1	0	0	0	0	0	0	0	0	1	1
2	1	1	7	3	4	3	1	1	3	0	0	0	39	50
0	0	0	0	0	0	0	1	0	0	0	0	0	1	1
6	7	16	29	16	26	28	16	12	7	0	5	5	217	247
1	1	1	7	8	16	10	13	7	1	0	1	1	74	80
0	0	0	0	0	0	0	0	0	0	0	0	0	0	1
0	0	0	0	0	0	0	0	0	0	0	0	0	0	0
12	9	6	42	32	53	45	30	21	10	2	8	8	292	325
7	2	4	24	17	24	24	18	8	4	2	3	3	154	166
13	4	7	29	16	25	29	27	12	17	4	13	13	225	233
2	0	0	6	7	5	7	6	4	4	1	0	0	44	45
0	0	0	0	0	1	1	0	1	0	0	0	0	21	43
0	0	0	0	0	0	1	2	2	0	0	0	0	9	27
0	2	0	1	0	0	1	0	0	0	0	0	0	4	4
0	0	0	0	0	0	0	1	0	0	0	0	0	1	1
1	0	0	1	4	1	1	3	1	1	1	1	1	19	19
0	0	0	0	0	1	0	0	0	0	0	0	0	1	2
0	0	0	0	0	0	0	0	0	0	0	0	0	0	0
0	0	0	0	0	0	0	0	0	0	0	0	0	0	0
7	5	5	33	19	22	28	19	26	16	8	12	12	250	274
2	0	0	8	3	10	7	10	3	1	0	3	3	55	76
0	0	0	0	0	0	0	0	0	0	0	0	0	0	0
0	0	0	0	0	0	0	0	0	0	0	0	0	0	0
0	0	0	0	0	0	0	0	0	0	0	0	0	0	14
0	0	0	0	0	0	0	0	0	0	0	0	0	0	11
0	0	0	0	0	0	0	0	0	0	0	0	0	0	36
0	0	0	0	0	0	0	0	0	0	0	0	0	0	61
69	47	65	284	186	276	286	212	137	97	31	70	70	2,103	2,651

Pershing Co SO Arrests By Offense and Age

OFFENSE	SEX	9 &							Total <18	18	19	20	21
		Under	10-12	13-14	15	16	17						
Murder	M	0	0	0	0	0	0	0	0	1	0	0	
	F	0	0	0	0	0	0	0	0	0	0	0	
Manslaughter by Negligence	M	0	0	0	0	0	0	0	0	0	0	0	
	F	0	0	0	0	0	0	0	0	0	0	0	
Forcible Rape	M	0	0	0	0	0	0	0	0	0	0	0	
	F	0	0	0	0	0	0	0	0	0	0	0	
Robbery	M	0	0	0	0	0	0	0	0	0	0	0	
	F	0	0	0	0	0	0	0	0	0	0	0	
Aggravated Assault	M	0	0	0	0	0	0	0	0	0	1	0	
	F	0	0	0	0	0	0	0	0	0	0	0	
Other Assaults	M	0	0	0	0	0	0	0	0	0	0	0	
	F	0	0	0	0	0	0	0	0	0	0	0	
Burglary	M	0	0	0	0	0	0	0	0	1	0	0	
	F	0	0	0	0	0	0	0	0	0	0	0	
Larceny--Theft	M	0	0	0	0	0	0	0	0	0	0	0	
	F	0	0	0	0	0	0	0	0	0	0	0	
Motor Vehicle Theft	M	0	0	0	0	0	0	0	0	0	0	0	
	F	0	0	0	0	0	0	0	0	0	0	0	
Arson	M	0	0	0	0	0	0	0	0	0	0	0	
	F	0	0	0	0	0	0	0	0	0	0	0	
Forgery & Counterfeiting	M	0	0	0	0	0	0	0	0	0	0	0	
	F	0	0	0	0	0	0	0	0	0	0	0	
Fraud	M	0	0	0	0	0	0	0	0	0	0	0	
	F	0	0	0	0	0	0	0	0	0	0	0	
Embezzlement	M	0	0	0	0	0	0	0	0	0	0	0	
	F	0	0	0	0	0	0	0	0	0	0	0	
Stolen Property-Buy, Possess, Recei	M	0	0	0	0	0	0	0	0	0	0	0	
	F	0	0	0	0	0	0	0	0	0	0	0	
Vandalism	M	0	0	0	0	0	0	0	0	0	0	0	
	F	0	0	0	0	0	0	0	0	0	0	0	
Weapons-carrying, possession, etc...	M	0	0	0	0	0	0	0	0	0	0	0	
	F	0	0	0	0	0	0	0	0	0	0	0	
Prostitution & Commercialized Vice	M	0	0	0	0	0	0	0	0	0	0	0	
	F	0	0	0	0	0	0	0	0	0	0	0	
Other Sex Offenses	M	0	0	0	0	0	0	0	0	0	0	0	
	F	0	0	0	0	0	0	0	0	0	0	0	
Drug Abuse Violations	M	0	0	0	0	0	0	0	0	0	0	0	
	F	0	0	0	0	0	0	0	0	0	0	0	
Gambling	M	0	0	0	0	0	0	0	0	0	0	0	
	F	0	0	0	0	0	0	0	0	0	0	0	
Offenses Against Family & Children	M	0	0	0	0	0	0	0	1	0	0	0	
	F	0	0	0	0	0	0	0	0	0	0	0	
Driving Under the Influence	M	0	0	0	0	0	0	0	0	0	0	0	
	F	0	0	0	0	0	0	0	0	0	0	0	
Liquor Laws	M	0	0	1	0	4	1	6	3	4	2	0	
	F	0	0	0	0	0	0	0	0	0	0	0	
Drunkenness	M	0	0	0	0	0	0	0	0	0	0	0	
	F	0	0	0	0	0	0	0	0	0	0	0	
Disorderly Conduct	M	0	0	0	0	0	0	0	0	0	0	0	
	F	0	0	0	0	0	0	0	0	0	0	0	
Vagrancy	M	0	0	0	0	0	0	0	0	0	0	0	
	F	0	0	0	0	0	0	0	0	0	0	0	
All Other Offenses (except Traffic)	M	0	0	1	0	2	0	3	0	0	2	0	
	F	0	0	0	0	0	0	0	0	0	0	0	
Suspicion	M	0	0	0	0	0	0	0	0	0	0	0	
	F	0	0	0	0	0	0	0	0	0	0	0	
Curfew and Loitering Law Violations	M	0	0	0	0	0	0	0	0	0	0	0	
	F	0	0	0	0	0	0	0	0	0	0	0	
Runaway	M	0	0	0	0	0	0	0	0	0	0	0	
	F	0	0	0	0	0	0	0	0	0	0	0	
GRAND TOTAL		0	0	2	0	6	1	9	4	6	5	0	

*The criminal statistics within this publication are only those criminal statistics reported to the Uniform Crime Reporting Program by the participating law enforcement agencies.

Reno PD Arrests By Offenses and Age

OFFENSE	SEX	9 & Under										18	19	20	21
		10-12	13-14	15	16	17	Total <18								
Murder	M	0	0	0	0	0	0	0	0	0	0	1	3	0	1
	F	0	0	0	0	0	0	0	0	0	0	0	1	0	0
Manslaughter by Negligence	M	0	0	0	0	0	0	0	0	0	0	0	0	0	0
	F	0	0	0	0	0	0	0	0	0	0	0	0	0	0
Forcible Rape	M	0	0	2	0	1	0	3	2	0	1	2	0	1	1
	F	0	0	0	0	0	0	0	0	0	0	0	0	0	0
Robbery	M	0	0	3	8	6	16	33	17	16	9	8	16	9	8
	F	0	0	0	0	2	1	3	1	2	1	3	2	1	3
Aggravated Assault	M	1	1	4	3	9	7	25	7	8	16	17	8	16	17
	F	0	2	1	1	1	1	6	3	2	1	3	2	1	3
Other Assaults	M	3	17	34	17	34	29	134	25	35	34	29	25	35	34
	F	0	6	24	11	17	12	70	20	8	13	17	20	8	13
Burglary	M	1	3	23	13	22	24	86	20	22	15	19	20	22	15
	F	0	1	9	5	9	14	38	7	10	10	8	7	10	10
Larceny--Theft	M	1	12	47	51	87	63	261	67	60	36	42	67	60	36
	F	1	17	83	56	73	57	287	56	37	31	22	56	37	31
Motor Vehicle Theft	M	0	0	0	0	0	1	1	0	3	0	2	0	3	0
	F	0	0	0	0	0	0	0	0	0	0	0	0	0	0
Arson	M	0	0	0	1	0	0	1	0	0	0	0	0	0	0
	F	0	0	0	0	0	0	0	0	0	0	0	0	0	0
Forgery & Counterfeiting	M	0	0	0	0	0	0	0	0	0	0	0	0	0	0
	F	0	0	0	0	0	0	0	0	0	0	0	0	0	1
Fraud	M	0	0	1	1	0	3	5	4	7	5	4	4	7	5
	F	0	0	0	0	0	1	1	2	3	1	4	2	3	1
Embezzlement	M	0	0	0	0	1	3	4	3	1	3	1	3	1	3
	F	0	0	0	0	3	4	7	3	2	1	0	3	2	1
Stolen Property-Buy, Possess, Recei	M	0	1	3	1	6	7	18	16	8	13	11	16	8	13
	F	0	0	2	4	2	0	8	1	4	4	3	1	4	4
Vandalism	M	1	8	18	25	14	14	80	17	9	7	20	17	9	7
	F	0	1	0	3	0	0	4	0	0	0	0	0	0	0
Weapons-carrying, possession, etc...	M	0	0	2	3	4	2	11	3	2	4	5	3	2	4
	F	0	0	0	0	0	1	1	0	0	0	2	0	0	0
Prostitution & Commercialized Vice	M	0	0	0	0	0	1	1	1	1	0	0	1	1	0
	F	0	0	0	2	1	2	5	8	12	5	8	8	12	5
Other Sex Offenses	M	0	3	2	1	1	2	9	4	2	3	3	4	2	3
	F	0	0	0	0	0	0	0	0	0	0	0	0	0	0
Drug Abuse Violations	M	0	0	4	7	18	21	50	26	38	35	41	26	38	35
	F	0	0	5	3	3	8	19	10	12	8	12	10	12	8
Gambling	M	0	0	0	0	0	0	0	0	0	0	0	0	0	0
	F	0	0	0	0	0	0	0	0	0	0	0	0	0	0
Offenses Against Family & Children	M	0	0	0	0	0	5	5	21	13	11	16	21	13	11
	F	0	0	0	0	0	2	2	4	1	5	5	4	1	5
Driving Under the Influence	M	0	0	0	0	1	7	8	7	13	16	66	7	13	16
	F	0	0	0	1	0	1	2	4	3	3	17	4	3	3
Liquor Laws	M	0	1	9	43	65	104	222	141	125	117	24	141	125	117
	F	0	1	20	18	21	41	101	53	44	40	4	53	44	40
Drunkenness	M	0	0	0	0	0	0	0	0	0	0	0	0	0	0
	F	0	0	0	0	0	0	0	0	0	0	0	0	0	0
Disorderly Conduct	M	0	0	0	0	0	1	1	2	0	2	17	2	0	2
	F	0	0	0	0	0	0	0	0	0	0	0	0	0	0
Vagrancy	M	0	0	0	0	0	0	0	10	16	10	22	10	16	10
	F	0	0	0	0	0	0	0	7	6	10	9	7	6	10
All Other Offenses (except Traffic)	M	3	9	36	33	52	72	205	113	174	155	189	113	174	155
	F	0	5	16	24	20	15	80	22	49	39	41	22	49	39
Suspicion	M	0	0	0	0	0	0	0	0	0	0	0	0	0	0
	F	0	0	0	0	0	0	0	0	0	0	0	0	0	0
Curfew and Loitering Law Violations	M	3	31	96	73	91	74	368	0	0	0	0	0	0	0
	F	1	25	97	81	69	46	319	0	0	0	0	0	0	0
Runaway	M	0	1	13	24	34	17	89	0	0	0	0	0	0	0
	F	0	4	44	36	47	16	147	0	0	0	0	0	0	0
GRAND TOTAL			15	149	598	549	714	695	2,720	708	752	664	697		

*The criminal statistics within this publication are only those criminal statistics reported to the Uniform Crime Reporting Program by the participating law enforcement agencies.

Reno PD Arrests By Offenses and Age

	22	23	24	25-29	30-34	35-39	40-44	45-49	50-54	55-59	60-64	over 64	Total >18	Grand Total
3	0	0	1	3	0	1	0	1	1	0	0	0	15	15
0	0	1	0	1	0	0	0	0	0	0	0	0	3	3
0	0	0	0	0	0	0	0	0	0	0	0	0	0	0
0	0	0	0	0	0	0	0	0	0	0	0	0	0	0
0	0	1	3	6	0	2	1	0	1	1	1	0	19	22
0	0	0	0	0	0	0	0	0	0	0	0	0	0	0
21	5	9	23	12	15	13	4	8	1	1	0	0	162	195
0	1	2	2	1	1	3	3	0	1	0	0	0	21	24
10	12	10	45	33	37	36	22	13	9	6	4	4	285	310
2	5	3	12	10	6	3	5	5	1	0	1	0	62	68
50	51	38	219	154	152	138	104	56	30	9	9	9	1,133	1,267
22	20	14	53	40	46	38	30	17	7	1	4	4	350	420
15	12	5	36	33	44	25	17	10	5	1	1	1	280	366
3	4	5	24	18	10	12	8	4	0	0	0	0	123	161
22	28	26	79	52	72	59	50	39	13	1	5	5	651	912
14	13	13	63	41	52	40	23	15	7	2	1	1	430	717
4	0	2	2	1	4	1	0	0	0	0	0	0	19	20
0	1	1	0	2	0	1	0	0	0	0	0	0	5	5
1	0	0	0	1	0	0	1	0	0	0	0	0	3	4
0	0	0	0	0	0	0	0	0	0	0	0	0	0	0
0	0	0	0	0	0	0	0	0	0	0	0	0	0	0
0	0	0	1	0	0	0	0	0	0	0	0	0	2	2
6	7	4	36	24	21	17	16	11	8	7	4	4	181	186
1	3	5	12	21	9	14	16	2	2	2	0	0	97	98
2	1	1	2	5	5	6	2	2	0	0	0	0	34	38
3	3	1	4	3	4	1	8	1	0	0	0	0	34	41
10	10	6	31	36	31	24	30	4	2	1	0	0	233	251
2	2	5	18	3	14	6	2	2	0	0	0	0	66	74
11	8	2	34	13	8	9	12	0	4	1	2	2	157	237
3	0	1	4	2	2	4	3	1	0	0	0	0	20	24
4	3	4	8	8	7	9	5	3	2	1	1	1	69	80
0	0	0	0	2	0	0	0	1	0	0	0	0	5	6
0	1	0	7	1	2	0	0	0	0	0	0	0	13	14
7	5	11	24	20	15	16	12	5	1	0	0	0	149	154
4	1	0	8	5	9	9	5	5	2	1	1	1	62	71
0	0	0	0	1	0	1	1	0	0	0	0	0	3	3
42	47	20	127	69	62	54	51	35	12	0	1	1	660	710
12	7	6	32	18	13	13	10	5	2	0	0	0	160	179
0	0	0	0	0	0	0	0	0	0	0	0	0	0	0
0	0	0	0	0	0	0	0	0	0	0	0	0	0	0
9	9	6	24	14	14	12	8	2	3	0	2	2	164	169
8	7	7	35	16	26	12	5	4	2	0	1	1	138	140
68	70	49	244	133	92	86	98	52	42	17	11	11	1,064	1,072
21	22	9	56	37	19	32	29	18	9	5	1	1	285	287
22	26	33	73	57	83	194	182	172	58	53	15	15	1,375	1,597
5	0	2	11	16	14	21	18	20	2	2	4	4	256	357
0	0	0	0	0	0	0	0	0	0	0	0	0	0	0
0	0	0	0	0	0	0	0	0	0	0	0	0	0	0
18	12	9	30	11	16	18	21	27	11	10	4	4	208	209
0	1	1	1	2	1	1	2	2	0	0	0	0	11	11
14	26	18	64	31	58	55	55	38	18	5	6	6	446	446
6	7	5	19	5	9	12	12	5	3	0	0	0	115	115
180	169	159	653	455	479	597	485	355	185	73	56	56	4,477	4,682
32	49	53	214	133	141	151	95	66	29	9	10	10	1,133	1,213
0	0	0	0	0	0	0	0	0	0	0	0	0	0	0
0	0	0	0	0	0	0	0	0	0	0	0	0	0	0
0	0	0	0	0	0	0	0	0	0	0	0	0	0	368
0	0	0	0	0	0	0	0	0	0	0	0	0	0	319
0	0	0	0	0	0	0	0	0	0	0	0	0	0	89
0	0	0	0	0	0	0	0	0	0	0	0	0	0	147
657	648	547	2,334	1,549	1,593	1,746	1,451	1,006	473	209	144	144	15,178	17,898

Sparks PD Arrests By Offenses and Ages

OFFENSE	SEX	9 & Total <18													
		Under	10 -12	13-14	15	16	17	Total <18	18	19	20	21			
Murder	M	0	0	0	0	0	0	0	0	0	0	0	1	0	0
Murder	F	0	0	0	0	0	0	0	0	0	0	0	0	0	0
Manslaughter by Negligence	M	0	0	0	0	0	0	0	0	0	0	0	0	1	0
Manslaughter by Negligence	F	0	0	0	0	0	0	0	0	0	0	0	0	0	0
Forcible Rape	M	0	0	0	0	2	0	2	1	0	1	0	0	0	0
Forcible Rape	F	0	0	0	0	0	0	0	0	0	0	0	0	0	0
Robbery	M	1	1	1	1	7	8	19	3	4	1	1	0	0	0
Robbery	F	0	0	0	2	0	1	3	3	1	0	0	0	0	0
Aggravated Assault	M	0	0	1	2	2	8	13	4	1	4	4	0	0	0
Aggravated Assault	F	0	0	1	1	1	0	3	0	1	3	0	0	0	0
Other Assaults	M	2	7	21	17	10	9	66	11	9	11	12	0	0	0
Other Assaults	F	1	3	18	14	6	12	54	3	5	4	5	0	0	0
Burglary	M	0	0	11	14	12	17	54	22	16	11	4	0	0	0
Burglary	F	0	1	3	12	2	2	20	5	2	4	3	0	0	0
Larceny--Theft	M	4	19	34	21	32	31	141	11	8	17	11	0	0	0
Larceny--Theft	F	0	7	22	20	26	20	95	17	11	10	6	0	0	0
Motor Vehicle Theft	M	1	0	5	2	0	1	9	1	0	1	0	0	0	0
Motor Vehicle Theft	F	0	0	0	3	1	1	5	0	1	0	0	0	0	0
Arson	M	1	1	4	0	0	0	6	0	0	0	0	0	0	0
Arson	F	0	0	0	0	0	0	0	0	0	0	0	0	0	0
Forgery & Counterfeiting	M	0	0	0	0	0	1	1	1	1	0	2	0	0	0
Forgery & Counterfeiting	F	0	0	0	0	0	0	0	0	1	0	0	0	0	0
Fraud	M	0	0	0	0	0	0	0	0	0	0	1	0	0	0
Fraud	F	0	0	0	1	0	0	1	0	2	0	0	0	0	0
Embezzlement	M	0	0	0	0	3	2	5	1	1	1	2	0	0	0
Embezzlement	F	1	0	0	0	0	2	3	1	0	2	1	0	0	0
Stolen Property-Buy, Possess, Recei	M	0	0	3	4	1	4	12	3	8	2	2	0	0	0
Stolen Property-Buy, Possess, Recei	F	1	0	0	0	0	0	1	0	0	3	5	0	0	0
Vandalism	M	1	7	35	10	18	9	80	11	5	8	3	0	0	0
Vandalism	F	0	1	6	4	2	0	13	0	1	2	0	0	0	0
Weapons-carrying, possession, etc...	M	0	0	1	0	2	4	7	1	4	3	2	0	0	0
Weapons-carrying, possession, etc...	F	0	0	0	0	0	0	0	0	0	0	0	0	0	0
Prostitution & Commercialized Vice	M	0	0	0	0	0	0	0	0	0	0	0	0	0	0
Prostitution & Commercialized Vice	F	0	0	0	0	0	0	0	0	0	0	0	0	0	0
Other Sex Offenses	M	0	1	1	0	0	2	4	5	1	3	1	0	0	0
Other Sex Offenses	F	0	0	0	0	0	0	0	0	0	0	0	0	0	0
Drug Abuse Violations	M	0	1	7	5	12	22	47	21	25	25	19	0	0	0
Drug Abuse Violations	F	0	0	1	4	5	3	13	7	6	6	8	0	0	0
Gambling	M	0	0	0	0	0	0	0	0	0	0	0	0	0	0
Gambling	F	0	0	0	0	0	0	0	0	0	0	0	0	0	0
Offenses Against Family & Children	M	0	0	2	0	1	0	3	13	8	4	3	0	0	0
Offenses Against Family & Children	F	0	0	0	0	0	0	0	3	2	1	2	0	0	0
Driving Under the Influence	M	0	0	0	0	1	3	4	5	22	12	17	0	0	0
Driving Under the Influence	F	0	0	0	1	0	0	1	2	1	2	2	0	0	0
Liquor Laws	M	0	1	6	14	29	46	96	30	14	23	3	0	0	0
Liquor Laws	F	0	1	6	11	19	12	49	5	3	7	0	0	0	0
Drunkenness	M	0	0	0	0	0	0	0	0	0	0	0	0	0	0
Drunkenness	F	0	0	0	0	0	0	0	0	0	0	0	0	0	0
Disorderly Conduct	M	0	0	2	1	2	1	6	3	1	1	1	0	0	0
Disorderly Conduct	F	0	0	2	0	2	0	4	0	1	0	0	0	0	0
Vagrancy	M	0	0	0	0	2	0	2	0	0	0	0	0	0	0
Vagrancy	F	0	0	0	0	0	0	0	0	0	0	0	0	0	0
All Other Offenses (except Traffic)	M	1	14	29	43	16	29	132	16	21	19	22	0	0	0
All Other Offenses (except Traffic)	F	2	7	35	30	23	18	115	3	0	2	2	0	0	0
Suspicion	M	0	0	0	0	0	0	0	0	0	0	0	0	0	0
Suspicion	F	0	0	0	0	0	0	0	0	0	0	0	0	0	0
Curfew and Loitering Law Violations	M	0	2	12	12	16	16	58	0	0	0	0	0	0	0
Curfew and Loitering Law Violations	F	0	0	3	8	6	5	22	0	0	0	0	0	0	0
Runaway	M	0	1	10	10	16	11	48	0	0	0	0	0	0	0
Runaway	F	0	6	28	37	22	13	106	0	0	0	0	0	0	0
GRAND TOTAL		16	81	310	304	299	313	1,323	212	188	194	144			

*The criminal statistics within this publication are only those criminal statistics reported to the Uniform Crime Reporting Program by the participating law enforcement agencies.

Sparks PD Arrests By Offenses and Ages

	22	23	24	25-29	30-34	35-39	40-44	45-49	50-54	55-59	60-64	over 64	Total >18	Grand Total
0	0	0	0	0	0	1	1	0	0	0	0	0	3	3
0	0	0	0	0	0	0	0	0	0	0	0	0	0	0
0	0	0	0	0	0	0	0	0	0	0	0	0	1	1
0	0	0	0	0	0	0	0	0	0	0	0	0	0	0
1	0	1	0	0	1	1	2	0	0	0	0	0	8	10
0	0	0	0	0	0	0	0	0	0	0	0	0	0	0
2	1	2	4	5	4	2	4	0	0	1	0	0	34	53
0	0	1	0	0	0	0	0	0	0	0	0	0	5	8
2	0	3	12	10	8	6	3	0	2	0	0	0	59	72
0	2	1	1	1	1	7	0	0	1	0	0	0	18	21
15	13	11	72	53	65	48	50	20	7	4	5	406	472	
4	9	3	19	13	9	25	20	6	2	1	2	130	184	
12	9	7	33	17	15	23	19	10	3	1	0	202	256	
2	4	2	13	8	7	8	7	1	2	0	2	70	90	
7	8	6	31	21	18	14	20	7	4	1	2	186	327	
7	4	7	7	11	9	9	3	5	5	0	2	113	208	
1	0	0	1	2	1	4	0	1	0	0	0	12	21	
0	0	0	1	0	1	0	0	0	0	0	0	3	8	
0	0	0	0	0	0	0	0	0	0	0	0	0	0	6
0	0	0	0	0	0	0	0	0	0	0	0	0	0	0
1	1	1	5	2	4	1	1	3	1	0	0	0	24	25
1	1	1	2	0	2	1	3	0	0	0	0	0	12	12
1	4	2	5	7	5	3	2	1	2	0	0	0	33	33
0	0	0	3	5	2	1	1	1	1	0	0	0	16	17
0	0	1	3	3	3	1	1	2	0	0	0	0	19	24
0	2	0	2	3	1	2	2	0	1	0	0	0	17	20
3	1	2	13	7	6	8	5	1	2	0	0	0	63	75
0	3	2	3	5	3	2	0	0	0	0	0	0	26	27
2	3	2	5	3	1	3	5	0	0	0	0	0	51	131
0	0	0	2	1	3	1	0	0	0	0	0	0	10	23
4	3	2	6	6	5	2	3	0	0	1	1	43	50	
0	0	0	1	0	0	0	0	0	0	0	0	1	1	1
0	0	0	0	0	0	0	0	0	0	0	0	0	0	0
1	0	0	1	0	0	0	0	0	0	0	0	0	2	2
0	1	0	8	3	0	2	1	1	4	0	0	0	30	34
0	0	0	0	1	0	0	1	0	0	0	0	0	2	2
20	14	19	52	35	58	42	41	18	4	1	1	395	442	
9	6	9	30	12	14	10	13	6	2	0	0	138	151	
0	0	0	0	0	0	0	0	0	0	0	0	0	0	0
0	0	0	0	0	0	0	0	0	0	0	0	0	0	0
1	4	0	11	6	5	3	5	0	1	0	0	64	67	
3	1	1	11	7	3	3	1	1	0	1	0	40	40	
14	12	12	41	41	43	46	33	25	15	7	8	353	357	
1	9	2	11	8	11	24	14	11	4	4	2	108	109	
2	6	0	7	6	5	7	16	11	7	1	1	139	235	
1	1	1	1	1	0	2	10	3	0	0	0	35	84	
0	0	0	0	0	0	0	0	0	0	0	0	0	0	0
0	0	0	0	0	0	0	0	0	0	0	0	0	0	0
3	0	3	12	5	8	5	5	2	1	0	1	51	57	
0	1	0	1	1	3	4	1	1	0	0	2	15	19	
1	1	1	3	1	4	0	7	7	5	3	0	33	35	
0	0	0	0	0	0	0	0	0	0	0	0	0	0	0
23	15	10	62	56	46	38	37	19	10	7	2	403	535	
3	6	1	12	11	11	6	6	3	5	0	0	71	186	
0	0	0	0	0	0	0	0	0	0	0	0	0	0	0
0	0	0	0	0	0	0	0	0	0	0	0	0	0	0
0	0	0	0	0	0	0	0	0	0	0	0	0	0	58
0	0	0	0	0	0	0	0	0	0	0	0	0	0	22
0	0	0	0	0	0	0	0	0	0	0	0	0	0	48
0	0	0	0	0	0	0	0	0	0	0	0	0	0	106
147	145	116	507	377	386	365	342	166	91	33	31	3,444	4,767	

Storey Co SO Arrests By Offense and Age

OFFENSE	SEX	9 &							Total <18	18	19	20	21
		Under	10-12	13-14	15	16	17						
Murder	M	0	0	0	0	0	0	0	0	0	0	0	
	F	0	0	0	0	0	0	0	0	0	0	0	
Manslaughter by Negligence	M	0	0	0	0	0	0	0	0	0	0	0	
	F	0	0	0	0	0	0	0	0	0	0	0	
Forcible Rape	M	0	0	0	0	0	0	0	0	0	0	0	
	F	0	0	0	0	0	0	0	0	0	0	0	
Robbery	M	0	0	0	0	0	0	0	0	0	0	0	
	F	0	0	0	0	0	0	0	0	0	0	0	
Aggravated Assault	M	0	0	0	0	0	0	0	0	0	0	0	
	F	0	0	0	0	0	0	0	0	0	0	0	
Other Assaults	M	0	0	0	0	0	1	1	0	0	0	0	
	F	0	0	0	0	0	0	0	0	0	0	0	
Burglary	M	0	0	0	0	0	0	0	1	0	0	0	
	F	0	0	0	0	0	0	0	0	0	0	0	
Larceny--Theft	M	0	0	0	0	1	0	1	0	0	0	0	
	F	0	0	0	0	0	0	0	0	0	0	0	
Motor Vehicle Theft	M	0	0	0	0	0	0	0	0	0	0	0	
	F	0	0	0	0	0	0	0	0	0	0	0	
Arson	M	0	0	0	0	0	0	0	0	0	0	0	
	F	0	0	0	0	0	0	0	0	0	0	0	
Forgery & Counterfeiting	M	0	0	0	0	0	0	0	0	0	0	0	
	F	0	0	0	0	0	0	0	0	0	0	0	
Fraud	M	0	0	0	0	0	0	0	0	0	0	0	
	F	0	0	0	0	0	0	0	0	0	0	0	
Embezzlement	M	0	0	0	0	0	0	0	0	0	0	0	
	F	0	0	0	0	0	0	0	0	0	0	0	
Stolen Property-Buy, Possess, Recei	M	0	0	0	0	0	0	0	0	1	0	0	
	F	0	0	0	0	0	0	0	0	0	0	0	
Vandalism	M	0	0	0	0	0	0	0	0	0	0	0	
	F	0	0	0	0	0	0	0	0	0	0	0	
Weapons-carrying, possession, etc...	M	0	0	0	0	0	0	0	0	0	0	0	
	F	0	0	0	0	0	0	0	0	0	0	0	
Prostitution & Commercialized Vice	M	0	0	0	0	0	0	0	0	0	0	0	
	F	0	0	0	0	0	0	0	0	0	0	0	
Other Sex Offenses	M	0	0	0	0	0	0	0	0	0	0	0	
	F	0	0	0	0	0	0	0	0	0	0	0	
Drug Abuse Violations	M	0	0	0	0	0	1	1	1	2	1	3	
	F	0	0	0	0	0	1	1	1	1	0	0	
Gambling	M	0	0	0	0	0	0	0	0	0	0	0	
	F	0	0	0	0	0	0	0	0	0	0	0	
Offenses Against Family & Children	M	0	0	0	0	0	0	0	0	0	0	0	
	F	0	0	0	0	0	0	0	0	0	0	0	
Driving Under the Influence	M	0	0	0	0	0	2	2	1	4	0	6	
	F	0	0	0	0	0	0	0	0	0	1	0	
Liquor Laws	M	0	0	0	1	0	0	1	0	1	2	1	
	F	0	0	0	0	0	0	0	0	0	0	0	
Drunkenness	M	0	0	0	0	0	0	0	2	0	0	0	
	F	0	0	0	0	0	0	0	0	0	0	0	
Disorderly Conduct	M	0	0	0	0	0	0	0	0	0	0	0	
	F	0	0	0	0	0	0	0	0	0	0	0	
Vagrancy	M	0	0	0	0	0	0	0	0	1	0	0	
	F	0	0	0	0	0	0	0	0	0	0	0	
All Other Offenses (except Traffic)	M	0	0	0	1	0	1	2	2	4	4	5	
	F	0	0	2	0	0	0	2	0	1	1	0	
Suspicion	M	0	0	0	0	0	0	0	0	0	0	0	
	F	0	0	0	0	0	0	0	0	0	0	0	
Curfew and Loitering Law Violations	M	0	0	0	0	0	0	0	0	0	0	0	
	F	0	0	0	0	0	0	0	0	0	0	0	
Runaway	M	0	0	0	0	0	0	0	0	0	0	0	
	F	0	0	0	0	0	0	0	0	0	0	0	
GRAND TOTAL		0	0	2	2	1	6	11	8	15	9	15	

*The criminal statistics within this publication are only those criminal statistics reported to the Uniform Crime Reporting Program by the participating law enforcement agencies.

Storey Co SO Arrests By Offense and Age

	22	23	24	25-29	30-34	35-39	40-44	45-49	50-54	55-59	60-64	over 64	Total >18	Grand Total
0	0	0	0	0	0	0	0	0	0	0	0	0	0	0
0	0	0	0	0	0	0	0	0	0	0	0	0	0	0
0	0	0	0	0	0	0	0	0	0	0	0	0	0	0
0	0	0	0	0	0	0	0	0	0	0	0	0	0	0
0	0	0	0	0	0	0	0	0	0	0	0	0	0	0
0	0	0	0	0	0	0	0	0	0	0	0	0	0	0
0	0	0	0	0	1	2	1	1	0	0	1	0	6	6
0	0	0	0	0	0	0	0	0	0	0	0	0	0	0
1	0	1	3	1	4	1	3	4	1	0	0	0	19	20
1	0	0	2	1	0	0	0	0	2	0	1	0	7	7
0	0	0	1	1	0	1	0	0	0	0	0	0	4	4
0	0	0	0	0	0	0	0	0	0	0	0	0	0	0
0	0	0	0	2	1	0	0	0	0	0	0	0	3	4
0	0	0	0	0	0	0	0	0	0	0	0	0	0	0
0	0	0	0	0	0	0	0	0	0	0	0	0	0	0
0	0	0	0	0	0	0	0	0	0	0	0	0	0	0
0	0	0	0	0	0	0	0	0	0	0	0	0	0	0
0	0	0	0	0	0	0	0	0	0	0	0	0	0	0
0	0	0	0	0	0	0	0	0	0	0	0	0	0	0
1	0	0	0	0	0	0	1	0	0	0	0	0	2	2
0	0	0	0	0	0	0	1	0	0	0	0	0	1	1
0	0	0	0	0	0	0	0	0	0	0	0	0	0	0
0	0	0	0	0	0	0	0	0	1	0	0	0	1	1
0	0	0	0	0	0	0	0	0	0	1	0	0	2	2
0	0	0	0	0	0	0	0	0	0	0	0	0	0	0
0	0	0	0	0	0	0	0	0	0	0	0	0	0	0
0	0	0	0	0	0	0	0	0	0	0	0	0	0	0
0	0	0	0	0	0	0	0	0	0	0	0	0	0	0
0	0	0	0	0	0	0	0	0	0	0	0	0	0	0
0	0	0	0	0	0	0	0	0	0	0	0	0	0	0
0	0	0	0	0	0	0	0	0	0	0	0	0	0	0
0	0	0	0	0	0	0	0	0	0	0	0	0	0	0
0	0	0	0	0	0	0	0	0	0	0	0	0	0	0
0	0	0	0	0	0	0	0	0	0	0	0	0	0	0
5	2	0	5	5	0	2	1	5	1	0	0	0	33	34
0	0	0	1	1	1	0	4	0	0	0	0	0	9	10
0	0	0	0	0	0	0	0	0	0	0	0	0	0	0
0	0	0	0	0	0	0	0	0	0	0	0	0	0	0
0	0	0	0	0	0	0	0	0	0	0	0	0	0	0
0	0	0	0	0	0	0	0	0	0	0	0	0	0	0
2	4	2	14	6	8	13	21	4	10	2	5	5	102	104
3	0	1	5	3	4	4	4	3	0	0	0	0	28	28
0	0	0	0	0	0	0	0	0	0	0	0	0	4	5
0	0	0	0	0	0	0	0	0	0	0	0	0	0	0
0	0	0	0	0	0	0	0	0	0	0	0	0	2	2
0	0	0	0	0	0	0	0	0	0	0	0	0	0	0
0	0	1	0	0	0	2	0	0	0	0	0	0	3	3
0	1	0	0	0	0	0	0	0	0	0	0	0	1	1
1	0	2	4	0	1	2	0	2	0	0	0	0	13	13
1	0	0	0	0	0	0	0	2	0	0	0	0	3	3
3	2	4	14	13	7	3	5	5	1	0	0	0	72	74
1	0	1	1	1	3	1	4	1	0	0	0	0	15	17
0	0	0	0	0	0	0	0	0	0	0	0	0	0	0
0	0	0	0	0	0	0	0	0	0	0	0	0	0	0
0	0	0	0	0	0	0	0	0	0	0	0	0	0	0
0	0	0	0	0	0	0	0	0	0	0	0	0	0	0
0	0	0	0	0	0	0	0	0	0	0	0	0	0	0
0	0	0	0	0	0	0	0	0	0	0	0	0	0	0
19	9	12	50	35	31	32	45	27	14	4	5	5	330	341

Taxicab PD Arrests By Offenses and Age

OFFENSE	SEX	9 & Under											
		10 -12	13-14	15	16	17	Total <18	18	19	20	21		
Murder	M	0	0	0	0	0	0	0	0	0	0	0	0
	F	0	0	0	0	0	0	0	0	0	0	0	0
Manslaughter by Negligence	M	0	0	0	0	0	0	0	0	0	0	0	0
	F	0	0	0	0	0	0	0	0	0	0	0	0
Forcible Rape	M	0	0	0	0	0	0	0	0	0	0	0	0
	F	0	0	0	0	0	0	0	0	0	0	0	0
Robbery	M	0	0	0	0	0	0	0	0	0	0	0	0
	F	0	0	0	0	0	0	0	0	0	1	0	0
Aggravated Assault	M	0	0	0	0	0	0	0	0	0	0	0	3
	F	0	0	0	0	0	0	0	0	0	0	0	0
Other Assaults	M	0	0	0	0	0	0	0	0	0	0	0	0
	F	0	0	0	0	0	0	0	0	0	0	0	0
Burglary	M	0	0	0	0	0	0	0	0	0	0	0	0
	F	0	0	0	0	0	0	0	0	0	0	0	0
Larceny--Theft	M	0	0	0	0	0	0	0	0	0	0	0	0
	F	0	0	0	0	0	0	0	0	0	0	0	0
Motor Vehicle Theft	M	0	0	0	0	0	0	0	0	0	0	0	0
	F	0	0	0	0	0	0	0	0	0	0	0	0
Arson	M	0	0	0	0	0	0	0	0	0	0	0	0
	F	0	0	0	0	0	0	0	0	0	0	0	0
Forgery & Counterfeiting	M	0	0	0	0	0	0	0	0	0	0	0	0
	F	0	0	0	0	0	0	0	0	0	0	0	0
Fraud	M	0	0	0	0	1	1	2	0	0	0	0	0
	F	0	0	0	0	0	0	0	0	1	0	0	0
Embezzlement	M	0	0	0	0	0	0	0	0	0	0	0	0
	F	0	0	0	0	0	0	0	0	0	0	0	0
Stolen Property-Buy, Possess, Recei	M	0	0	0	0	0	0	0	0	0	0	0	0
	F	0	0	0	0	0	0	0	0	0	0	0	0
Vandalism	M	0	0	0	0	0	0	0	0	0	0	0	0
	F	0	0	0	0	0	0	0	0	0	0	0	0
Weapons-carrying, possession, etc...	M	0	0	0	0	0	0	0	0	0	0	0	0
	F	0	0	0	0	0	0	0	0	0	0	0	0
Prostitution & Commercialized Vice	M	0	0	0	0	0	0	0	0	0	0	0	0
	F	0	0	0	0	0	0	0	0	0	0	0	0
Other Sex Offenses	M	0	0	0	0	0	0	0	0	0	0	0	0
	F	0	0	0	0	0	0	0	0	0	0	0	0
Drug Abuse Violations	M	0	0	0	0	0	0	0	0	0	0	0	0
	F	0	0	0	0	0	0	0	0	0	0	0	0
Gambling	M	0	0	0	0	0	0	0	0	0	0	0	0
	F	0	0	0	0	0	0	0	0	0	0	0	0
Offenses Against Family & Children	M	0	0	0	0	0	0	0	0	0	0	0	0
	F	0	0	0	0	0	0	0	0	0	0	0	0
Driving Under the Influence	M	0	0	0	0	0	0	0	0	0	0	0	0
	F	0	0	0	0	0	0	0	0	0	0	0	0
Liquor Laws	M	0	0	0	0	0	0	0	0	0	0	0	0
	F	0	0	0	0	0	0	0	0	0	0	0	0
Drunkenness	M	0	0	0	0	0	0	0	0	0	0	0	0
	F	0	0	0	0	0	0	0	0	0	0	0	0
Disorderly Conduct	M	0	0	0	0	0	0	0	0	0	0	0	0
	F	0	0	0	0	0	0	0	0	0	0	0	0
Vagrancy	M	0	0	0	0	0	0	0	0	0	0	0	0
	F	0	0	0	0	0	0	0	0	0	0	0	0
All Other Offenses (except Traffic)	M	0	0	0	0	0	0	0	0	1	0	0	0
	F	0	0	0	0	0	0	0	0	0	0	0	0
Suspicion	M	0	0	0	0	0	0	0	0	0	0	0	0
	F	0	0	0	0	0	0	0	0	0	0	0	0
Curfew and Loitering Law Violations	M	0	0	0	0	0	0	0	0	0	0	0	0
	F	0	0	0	0	0	0	0	0	0	0	0	0
Runaway	M	0	0	0	0	0	0	0	0	0	0	0	0
	F	0	0	0	0	0	0	0	0	0	0	0	0
GRAND TOTAL			0	0	0	0	1	1	2	0	3	0	3

*The criminal statistics within this publication are only those criminal statistics reported to the Uniform Crime Reporting Program by the participating law enforcement agencies.

Taxicab PD Arrests By Offenses and Age

	22	23	24	25-29	30-34	35-39	40-44	45-49	50-54	55-59	60-64	over 64	Total >18	Grand Total
0	0	0	0	0	0	0	0	0	0	0	0	0	0	0
0	0	0	0	0	0	0	0	0	0	0	0	0	0	0
0	0	0	0	0	0	0	0	0	0	0	0	0	0	0
0	0	0	0	0	0	0	0	0	0	0	0	0	0	0
0	0	0	0	0	0	0	0	0	0	0	0	0	0	0
0	1	1	2	1	1	2	0	0	0	0	0	0	8	8
0	0	0	0	0	0	0	0	0	0	0	0	0	1	1
1	3	0	7	6	11	4	3	0	3	3	3	1	45	45
0	0	2	1	1	0	0	0	0	0	0	0	0	4	4
0	0	1	0	0	0	1	1	0	0	0	0	0	3	3
0	0	0	0	0	0	0	0	0	0	0	0	0	0	0
0	0	0	0	1	1	0	0	3	0	1	0	0	6	6
0	0	0	0	0	0	0	0	0	0	0	0	0	0	0
0	0	0	0	2	4	4	0	0	0	0	0	0	10	10
0	0	0	0	0	0	0	1	0	0	0	0	0	1	1
0	0	0	0	0	0	0	0	0	0	0	0	0	0	0
0	0	0	0	0	0	0	0	0	0	0	0	0	0	0
0	0	0	0	0	0	0	0	0	0	0	0	0	0	0
0	0	0	0	0	0	0	0	0	0	0	0	0	0	0
2	0	2	8	10	4	1	2	0	0	0	0	0	29	31
1	1	0	4	1	0	0	0	0	0	1	0	1	10	10
0	0	0	0	0	0	0	0	0	0	0	0	0	0	0
0	0	0	0	0	0	0	1	0	0	0	0	0	1	1
0	0	0	0	0	0	0	0	0	0	0	0	0	0	0
0	0	0	0	0	0	0	0	0	0	0	0	0	0	0
0	0	0	0	0	0	0	0	0	0	0	0	0	0	0
0	0	0	0	0	0	1	0	0	0	0	0	0	1	1
0	0	0	0	0	0	0	0	0	0	0	0	0	0	0
0	0	0	0	0	0	0	0	0	0	0	0	0	0	0
0	0	0	0	0	0	0	0	0	0	0	0	0	0	0
0	0	0	0	0	0	0	0	0	0	0	0	0	0	0
0	0	0	0	0	0	0	0	0	0	0	0	0	0	0
0	0	0	0	0	0	0	0	0	0	0	0	0	0	0
0	0	0	0	1	1	1	0	0	0	0	0	0	3	3
0	0	0	0	0	0	0	0	0	0	0	0	0	0	0
0	0	0	0	0	0	0	0	0	0	0	0	0	0	0
0	0	0	0	0	0	0	0	0	0	0	0	0	0	0
0	0	0	4	0	1	0	1	2	1	0	0	0	9	9
0	0	0	0	0	0	0	0	0	0	0	0	0	0	0
0	0	0	0	0	0	0	0	0	0	0	0	0	0	0
0	0	0	0	0	0	0	0	0	0	0	0	0	0	0
0	0	0	0	0	0	0	0	0	0	0	0	0	0	0
0	0	0	0	0	0	0	0	0	0	0	0	0	0	0
0	0	0	0	0	0	0	0	0	0	0	0	0	0	0
0	0	0	0	0	0	0	0	0	0	0	0	0	0	0
0	0	0	0	0	0	0	0	0	0	0	0	0	0	0
0	0	0	0	0	0	0	0	0	0	0	0	0	0	0
0	0	0	0	0	0	0	0	0	0	0	0	0	0	0
0	0	0	0	0	0	0	0	0	0	0	0	0	0	0
0	0	0	0	0	0	0	0	0	0	0	0	0	0	0
0	0	0	0	0	0	0	0	0	0	0	0	0	0	0
0	0	0	0	0	0	0	0	0	0	0	0	0	0	0
0	0	0	0	0	0	0	0	0	0	0	0	0	0	0
0	1	1	2	2	0	2	6	1	1	0	1	1	18	18
0	0	0	0	0	0	0	1	0	0	0	1	2	2	2
0	0	0	0	0	0	0	0	0	0	0	0	0	0	0
0	0	0	0	0	0	0	0	0	0	0	0	0	0	0
0	0	0	0	0	0	0	0	0	0	0	0	0	0	0
0	0	0	0	0	0	0	0	0	0	0	0	0	0	0
0	0	0	0	0	0	0	0	0	0	0	0	0	0	0
0	0	0	0	0	0	0	0	0	0	0	0	0	0	0
0	0	0	0	0	0	0	0	0	0	0	0	0	0	0
0	0	0	0	0	0	0	0	0	0	0	0	0	0	0
0	0	0	0	0	0	0	0	0	0	0	0	0	0	0
0	0	0	0	0	0	0	0	0	0	0	0	0	0	0
0	0	0	0	0	0	0	0	0	0	0	0	0	0	0
0	0	0	0	0	0	0	0	0	0	0	0	0	0	0
4	6	7	29	27	24	16	19	6	6	4	4	4	158	160

TMCC PD Arrests By Offenses and Age

OFFENSE	SEX	9 &							Total <18	18	19	20	21
		Under	10 -12	13-14	15	16	17						
Murder	M	0	0	0	0	0	0	0	0	0	0	0	
	F	0	0	0	0	0	0	0	0	0	0	0	
Manslaughter by Negligence	M	0	0	0	0	0	0	0	0	0	0	0	
	F	0	0	0	0	0	0	0	0	0	0	0	
Forcible Rape	M	0	0	0	0	0	0	0	0	0	0	0	
	F	0	0	0	0	0	0	0	0	0	0	0	
Robbery	M	0	0	0	0	0	0	0	0	0	0	0	
	F	0	0	0	0	0	0	0	0	0	0	0	
Aggravated Assault	M	0	0	0	0	0	0	0	0	0	0	0	
	F	0	0	0	0	0	0	0	0	0	0	0	
Other Assaults	M	0	0	0	0	0	0	0	0	1	0	0	
	F	0	0	0	0	0	0	0	0	0	0	0	
Burglary	M	0	0	0	0	0	0	0	0	0	0	0	
	F	0	0	0	0	0	0	0	0	0	0	0	
Larceny--Theft	M	0	0	0	0	0	0	0	0	0	0	0	
	F	0	0	0	0	0	0	0	0	0	0	0	
Motor Vehicle Theft	M	0	0	0	0	0	0	0	0	0	0	0	
	F	0	0	0	0	0	0	0	0	0	0	0	
Arson	M	0	0	0	0	0	0	0	0	0	0	0	
	F	0	0	0	0	0	0	0	0	0	0	0	
Forgery & Counterfeiting	M	0	0	0	0	0	0	0	0	1	0	0	
	F	0	0	0	0	0	0	0	0	0	0	0	
Fraud	M	0	0	0	0	0	0	0	0	0	0	0	
	F	0	0	0	0	0	0	0	0	0	0	0	
Embezzlement	M	0	0	0	0	0	0	0	0	0	0	0	
	F	0	0	0	0	0	0	0	0	0	0	0	
Stolen Property-Buy, Possess, Recei	M	0	0	0	0	0	0	0	0	0	0	0	
	F	0	0	0	0	0	0	0	0	0	0	0	
Vandalism	M	0	0	0	0	0	0	0	0	0	0	0	
	F	0	0	0	0	0	0	0	0	0	0	0	
Weapons-carrying, possession, etc...	M	0	0	0	0	0	0	0	0	0	0	0	
	F	0	0	0	0	0	0	0	0	0	0	0	
Prostitution & Commercialized Vice	M	0	0	0	0	0	0	0	0	0	0	0	
	F	0	0	0	0	0	0	0	0	0	0	0	
Other Sex Offenses	M	0	0	0	0	0	0	0	0	0	0	0	
	F	0	0	0	0	0	0	0	0	0	0	0	
Drug Abuse Violations	M	0	0	0	0	0	0	0	0	0	0	0	
	F	0	0	0	0	0	0	0	0	0	0	0	
Gambling	M	0	0	0	0	0	0	0	0	0	0	0	
	F	0	0	0	0	0	0	0	0	0	0	0	
Offenses Against Family & Children	M	0	0	0	0	0	0	0	0	0	0	0	
	F	0	0	0	0	0	0	0	0	0	0	0	
Driving Under the Influence	M	0	0	0	0	0	0	0	0	0	0	0	
	F	0	0	0	0	0	0	0	0	0	0	0	
Liquor Laws	M	0	0	0	0	0	0	0	0	0	0	0	
	F	0	0	0	0	0	0	0	0	0	0	0	
Drunkenness	M	0	0	0	0	0	0	0	0	0	0	0	
	F	0	0	0	0	0	0	0	0	0	0	0	
Disorderly Conduct	M	0	0	0	0	0	0	0	0	0	0	0	
	F	0	0	0	0	0	0	0	0	0	0	0	
Vagrancy	M	0	0	0	0	0	0	0	0	0	0	0	
	F	0	0	0	0	0	0	0	0	0	0	0	
All Other Offenses (except Traffic)	M	0	0	0	0	0	0	0	0	0	0	1	
	F	0	0	0	0	0	0	0	0	0	0	0	
Suspicion	M	0	0	0	0	0	0	0	0	0	0	0	
	F	0	0	0	0	0	0	0	0	0	0	0	
Curfew and Loitering Law Violations	M	0	0	0	0	0	0	0	0	0	0	0	
	F	0	0	0	0	0	0	0	0	0	0	0	
Runaway	M	0	0	0	0	0	0	0	0	0	0	0	
	F	0	0	0	0	0	0	0	0	0	0	0	
GRAND TOTAL			0	0	0	0	0	0	0	0	2	0	1

*The criminal statistics within this publication are only those criminal statistics reported to the Uniform Crime Reporting Program by the participating law enforcement agencies.

TMCC PD Arrests By Offenses and Age

												over		
22	23	24	25-29	30-34	35-39	40-44	45-49	50-54	55-59	60-64	64	Total >18	Grand Total	
0	0	0	0	0	0	0	0	0	0	0	0	0	0	
0	0	0	0	0	0	0	0	0	0	0	0	0	0	
0	0	0	0	0	0	0	0	0	0	0	0	0	0	
0	0	0	0	0	0	0	0	0	0	0	0	0	0	
0	0	0	0	0	0	0	0	0	0	0	0	0	0	
0	0	0	0	0	0	0	0	0	0	0	0	0	0	
0	0	0	0	0	0	0	0	0	0	0	0	0	0	
0	0	0	0	0	0	0	0	0	0	0	0	0	0	
0	0	0	0	0	0	0	0	0	0	0	0	0	0	
0	0	0	0	0	0	0	0	0	0	0	0	0	0	
0	1	0	0	0	0	0	0	0	0	0	0	0	2	
0	0	0	0	0	0	0	0	0	0	0	0	0	0	
0	0	0	1	0	0	0	0	0	0	0	0	1	1	
0	0	0	0	0	0	0	0	0	0	0	0	0	0	
0	0	0	0	0	0	0	0	0	0	0	0	0	0	
0	0	0	0	0	0	0	0	0	0	0	0	0	0	
0	0	0	0	0	0	0	0	0	0	0	0	0	0	
0	0	0	0	0	0	0	0	0	0	0	0	0	0	
0	0	0	0	0	0	0	0	0	0	0	0	0	0	
0	0	0	0	0	0	0	0	0	0	0	0	1	1	
0	0	0	0	0	0	0	0	0	0	0	0	0	0	
0	0	0	0	0	0	0	0	0	0	0	0	0	0	
0	0	0	0	0	0	0	0	0	0	0	0	0	0	
0	0	0	0	0	0	0	0	0	0	0	0	0	0	
0	0	0	0	0	0	0	0	0	0	0	0	0	0	
0	0	0	0	0	0	0	0	0	0	0	0	0	0	
0	0	0	0	0	0	0	0	0	0	0	0	0	0	
0	0	0	0	0	0	0	0	0	0	0	0	0	0	
0	0	0	0	0	0	0	0	0	0	0	0	0	0	
0	0	0	0	0	0	0	0	0	0	0	0	0	0	
0	0	0	0	0	0	0	0	0	0	0	0	0	0	
0	0	0	0	0	0	0	0	0	0	0	0	0	0	
0	0	0	0	0	0	0	0	0	0	0	0	0	0	
0	0	0	0	0	0	0	0	0	0	0	0	0	0	
0	0	0	0	0	0	0	0	0	0	0	0	0	0	
0	0	0	0	0	0	0	0	0	0	0	0	0	0	
0	0	0	0	0	0	0	0	0	0	0	0	0	0	
0	0	0	0	0	0	0	0	0	0	0	0	0	0	
0	0	0	0	0	0	0	0	0	0	0	0	0	0	
0	0	0	0	0	0	0	0	0	0	0	0	0	0	
0	0	0	0	0	0	0	0	0	0	0	0	0	0	
0	0	0	0	0	0	0	0	0	0	0	0	0	0	
0	0	0	0	0	0	0	0	0	0	0	0	0	0	
0	0	0	0	0	0	0	0	0	0	0	0	0	0	
0	0	0	0	0	0	0	0	0	0	0	0	0	0	
0	0	0	0	0	0	0	0	0	0	0	0	0	0	
0	0	0	0	0	0	0	0	0	0	0	0	0	0	
0	0	0	0	0	0	0	0	0	0	0	0	0	0	
0	0	0	0	0	0	0	0	0	0	0	0	0	0	
0	0	0	0	0	0	0	0	0	0	0	0	0	0	
0	0	0	0	0	0	0	0	0	0	0	0	0	0	
1	0	0	0	0	0	1	0	0	0	1	0	4	4	
0	0	0	0	0	0	0	0	0	0	0	0	0	0	
0	0	0	0	0	0	0	0	0	0	0	0	0	0	
0	0	0	0	0	0	0	0	0	0	0	0	0	0	
0	0	0	0	0	0	0	0	0	0	0	0	0	0	
0	0	0	0	0	0	0	0	0	0	0	0	0	0	
0	0	0	0	0	0	0	0	0	0	0	0	0	0	
0	0	0	0	0	0	0	0	0	0	0	0	0	0	
0	0	0	0	0	0	0	0	0	0	0	0	0	0	
0	0	0	0	0	0	0	0	0	0	0	0	0	0	
0	0	0	0	0	0	0	0	0	0	0	0	0	0	
0	0	0	0	0	0	0	0	0	0	0	0	0	0	
0	0	0	0	0	0	0	0	0	0	0	0	0	0	
0	0	0	0	0	0	0	0	0	0	0	0	0	0	
0	0	0	0	0	0	0	0	0	0	0	0	0	0	
1	1	0	1	0	0	1	0	0	0	1	0	8	8	

UNLV PD Arrests By Offenses and Age

OFFENSE	SEX	9 &											
		Under	10 -12	13-14	15	16	17	Total <18	18	19	20	21	
Murder	M	0	0	0	0	0	0	0	0	0	0	0	0
	F	0	0	0	0	0	0	0	0	0	0	0	0
Manslaughter by Negligence	M	0	0	0	0	0	0	0	0	0	0	0	0
	F	0	0	0	0	0	0	0	0	0	0	0	0
Forcible Rape	M	0	0	0	0	0	0	0	0	1	0	0	0
	F	0	0	0	0	0	0	0	0	0	0	0	0
Robbery	M	0	0	0	0	0	0	0	0	0	0	0	0
	F	0	0	0	0	0	0	0	0	0	0	0	0
Aggravated Assault	M	0	0	0	0	0	0	0	0	0	0	1	0
	F	0	0	0	0	0	0	0	0	0	0	1	0
Other Assaults	M	1	0	1	0	1	0	3	1	1	0	0	0
	F	0	0	0	0	0	0	0	1	1	0	0	1
Burglary	M	0	0	1	1	0	0	2	1	0	0	0	0
	F	0	0	0	0	0	0	0	0	0	0	0	0
Larceny--Theft	M	0	0	0	0	1	1	2	0	2	0	0	1
	F	0	0	0	0	0	0	0	0	1	0	0	0
Motor Vehicle Theft	M	0	3	2	0	1	0	6	0	0	0	0	1
	F	0	0	0	0	1	0	1	0	0	0	0	0
Arson	M	0	0	0	0	0	0	0	0	0	0	0	0
	F	0	0	0	0	0	0	0	0	0	0	0	0
Forgery & Counterfeiting	M	0	0	0	0	0	0	0	0	0	0	0	0
	F	0	0	0	0	0	0	0	0	0	0	0	0
Fraud	M	0	0	0	0	0	0	0	0	0	0	0	0
	F	0	0	0	0	0	0	0	1	0	0	0	0
Embezzlement	M	0	0	0	0	0	0	0	0	0	0	0	0
	F	0	0	0	0	0	0	0	0	0	0	0	0
Stolen Property-Buy, Possess, Recei	M	0	0	0	0	1	0	1	0	1	0	0	0
	F	0	0	0	3	2	0	5	0	0	0	0	0
Vandalism	M	0	0	0	0	0	0	0	0	1	0	0	0
	F	0	0	0	0	0	0	0	0	0	0	0	0
Weapons-carrying, possession, etc...	M	0	0	0	0	0	0	0	0	2	0	0	0
	F	0	0	0	0	0	0	0	0	0	0	0	0
Prostitution & Commercialized Vice	M	0	0	0	0	0	0	0	0	0	0	0	0
	F	0	0	0	0	0	0	0	0	0	0	0	0
Other Sex Offenses	M	0	0	0	0	0	0	0	0	0	0	0	0
	F	0	0	0	0	0	0	0	0	0	0	0	0
Drug Abuse Violations	M	0	0	0	0	0	1	1	4	4	5	3	0
	F	0	0	0	0	0	1	1	0	2	0	0	0
Gambling	M	0	0	0	0	0	0	0	0	0	0	0	0
	F	0	0	0	0	0	0	0	0	0	0	0	0
Offenses Against Family & Children	M	0	0	0	0	0	0	0	0	0	0	0	0
	F	0	0	0	0	0	0	0	0	0	0	0	0
Driving Under the Influence	M	0	0	0	0	0	0	0	0	0	0	0	0
	F	0	0	0	0	0	0	0	0	0	0	0	0
Liquor Laws	M	0	0	0	0	0	0	0	12	3	0	1	0
	F	0	0	0	0	0	2	2	2	1	0	0	0
Drunkenness	M	0	0	0	0	0	0	0	0	0	0	0	0
	F	0	0	0	0	0	0	0	0	0	0	0	0
Disorderly Conduct	M	0	0	0	0	0	0	0	1	0	0	0	0
	F	0	0	0	0	0	0	0	0	0	0	0	1
Vagrancy	M	0	0	0	0	0	0	0	0	0	0	0	0
	F	0	0	0	0	0	0	0	0	0	0	0	0
All Other Offenses (except Traffic)	M	0	0	1	1	0	1	3	7	2	1	2	0
	F	0	0	0	0	0	1	1	1	2	1	0	0
Suspicion	M	0	0	0	0	0	0	0	0	0	0	0	0
	F	0	0	0	0	0	0	0	0	0	0	0	0
Curfew and Loitering Law Violations	M	0	0	0	0	0	1	1	0	0	0	0	0
	F	0	0	0	0	0	0	0	0	0	0	0	0
Runaway	M	0	0	0	0	0	0	0	0	0	0	0	0
	F	0	0	0	0	0	0	0	0	0	0	0	0
GRAND TOTAL		1	3	5	5	7	8	29	32	23	9	10	

*The criminal statistics within this publication are only those criminal statistics reported to the Uniform Crime Reporting Program by the participating law enforcement agencies.

UNLV PD Arrests By Offenses and Age

22	23	24	25-29	30-34	35-39	40-44	45-49	50-54	55-59	60-64	over 64	Total >18	Grand Total
0	0	0	0	0	0	0	0	0	0	0	0	0	0
0	0	0	0	0	0	0	0	0	0	0	0	0	0
0	0	0	0	0	0	0	0	0	0	0	0	0	0
0	0	0	0	0	0	0	0	0	0	0	0	1	1
0	0	0	0	0	0	0	0	0	0	0	0	0	0
0	0	0	0	0	0	1	0	0	0	0	0	1	1
0	0	0	0	0	0	0	0	0	0	0	0	0	0
0	0	0	0	1	1	0	0	0	0	0	0	3	3
0	0	0	0	0	0	0	0	0	0	0	0	1	1
0	1	0	3	2	3	2	0	0	0	0	0	13	16
0	0	1	1	0	2	0	0	0	0	0	0	7	7
1	0	0	1	2	0	0	0	0	0	0	0	5	7
0	0	0	0	0	0	0	0	0	0	0	0	0	0
1	1	1	1	0	0	1	1	0	0	0	1	10	12
0	0	1	0	0	0	0	1	0	0	0	0	3	3
1	0	0	2	0	0	0	0	0	0	0	0	4	10
0	0	0	0	0	0	0	0	0	0	0	0	0	1
0	0	0	0	0	0	0	0	0	0	0	0	0	0
0	0	0	0	0	0	0	0	0	0	0	0	0	0
0	0	0	0	0	0	0	0	0	0	0	0	0	0
0	0	0	0	0	0	0	0	0	0	0	0	0	0
0	0	0	0	1	1	0	0	0	0	0	0	2	2
0	0	0	0	0	0	0	0	0	0	0	0	1	1
0	0	0	0	0	0	0	0	0	0	0	0	0	0
0	0	0	0	0	0	0	0	0	0	0	0	0	0
0	1	0	0	0	0	0	0	0	0	0	0	2	3
0	0	0	1	0	0	0	0	0	0	0	0	1	6
0	0	1	1	0	1	0	0	0	0	0	0	4	4
0	0	0	0	0	0	0	0	0	0	0	0	0	0
0	0	0	1	0	0	1	0	0	0	0	0	4	4
0	0	0	0	0	0	0	0	0	0	0	0	0	0
0	0	0	0	0	0	0	0	0	0	0	0	0	0
0	0	0	0	0	0	0	0	0	0	0	0	0	0
0	0	0	0	0	2	0	1	0	1	0	0	4	4
0	0	0	0	0	0	0	0	0	0	0	0	0	0
1	0	0	2	1	0	2	0	1	2	0	0	25	26
0	0	0	1	0	0	0	0	0	0	0	0	3	4
0	0	0	0	0	0	0	0	0	0	0	0	0	0
0	0	0	0	0	0	0	0	0	0	0	0	0	0
0	0	0	0	0	0	0	0	0	0	0	0	0	0
1	1	0	0	1	1	0	0	1	0	0	0	5	5
0	0	0	0	0	0	0	0	1	0	0	0	1	1
1	0	1	0	0	0	0	0	0	0	0	0	18	18
0	0	0	0	0	0	0	0	0	0	0	0	3	5
0	0	0	0	0	0	0	0	0	0	0	0	0	0
0	0	0	0	0	0	0	0	0	0	0	0	0	0
1	1	1	0	0	0	1	3	0	0	0	0	8	8
0	0	0	0	0	0	0	0	0	0	0	0	1	1
0	0	0	0	0	0	1	0	0	0	0	0	1	1
0	0	0	0	0	0	0	0	0	0	0	0	0	0
2	1	2	8	3	8	9	3	4	2	0	0	54	57
0	0	0	2	0	1	0	0	0	1	0	0	8	9
0	0	0	0	0	0	0	0	0	0	0	0	0	0
0	0	0	0	0	0	0	0	0	0	0	0	0	0
0	0	0	0	0	0	0	0	0	0	0	0	0	1
0	0	0	0	0	0	0	0	0	0	0	0	0	0
0	0	0	0	0	0	0	0	0	0	0	0	0	0
0	0	0	0	0	0	0	0	0	0	0	0	0	0
9	6	8	24	11	20	18	9	7	6	0	1	193	222

UNR PD Arrests By Offenses and Age

OFFENSE	SEX	9 &							Total <18	18	19	20	21
		Under	10 -12	13-14	15	16	17						
Murder	M	0	0	0	0	0	0	0	0	0	0	0	
	F	0	0	0	0	0	0	0	0	0	0	0	
Manslaughter by Negligence	M	0	0	0	0	0	0	0	0	0	0	0	
	F	0	0	0	0	0	0	0	0	0	0	0	
Forcible Rape	M	0	0	0	0	0	0	0	0	0	0	0	
	F	0	0	0	0	0	0	0	0	0	0	0	
Robbery	M	0	0	0	0	0	0	0	0	0	0	0	
	F	0	0	0	0	0	0	0	0	0	0	0	
Aggravated Assault	M	0	0	0	0	0	0	0	0	0	0	0	
	F	0	0	0	0	0	0	0	0	0	0	0	
Other Assaults	M	0	0	0	0	0	0	0	0	0	0	2	
	F	0	0	0	0	0	0	0	1	0	0	0	
Burglary	M	0	0	0	0	0	0	0	0	0	0	0	
	F	0	0	0	0	0	0	0	0	0	0	0	
Larceny--Theft	M	0	0	1	0	0	0	1	0	0	0	0	
	F	0	0	0	0	0	0	0	0	0	0	0	
Motor Vehicle Theft	M	0	0	0	0	0	0	0	0	0	0	0	
	F	0	0	0	0	0	0	0	0	0	0	0	
Arson	M	0	0	0	0	0	0	0	0	0	0	0	
	F	0	0	0	0	0	0	0	0	0	0	0	
Forgery & Counterfeiting	M	0	0	0	0	0	0	0	0	0	0	0	
	F	0	0	0	0	0	0	0	0	0	0	0	
Fraud	M	0	0	0	0	0	0	0	3	1	3	0	
	F	0	0	0	0	0	0	0	1	2	3	0	
Embezzlement	M	0	0	0	0	0	0	0	0	0	0	0	
	F	0	0	0	0	0	0	0	0	0	0	0	
Stolen Property-Buy, Possess, Recei	M	0	0	0	0	0	0	0	0	0	1	0	
	F	0	0	0	0	0	0	0	0	0	0	0	
Vandalism	M	0	0	0	0	0	0	0	1	0	0	0	
	F	0	0	0	0	0	0	0	0	0	0	0	
Weapons-carrying, possession, etc...	M	0	0	0	0	0	1	1	1	0	0	0	
	F	0	0	0	0	0	0	0	0	0	0	0	
Prostitution & Commercialized Vice	M	0	0	0	0	0	0	0	0	0	0	0	
	F	0	0	0	1	0	0	1	0	0	0	0	
Other Sex Offenses	M	0	0	0	0	0	0	0	0	0	0	0	
	F	0	0	0	0	0	0	0	0	0	0	0	
Drug Abuse Violations	M	0	0	0	0	0	2	2	8	3	5	1	
	F	0	0	0	0	0	0	0	2	1	1	0	
Gambling	M	0	0	0	0	0	0	0	0	0	0	0	
	F	0	0	0	0	0	0	0	0	0	0	0	
Offenses Against Family & Children	M	0	0	0	0	0	0	0	0	0	0	0	
	F	0	0	0	0	0	0	0	0	0	0	0	
Driving Under the Influence	M	0	0	0	0	0	0	0	3	4	2	11	
	F	0	0	0	0	0	0	0	1	1	3	2	
Liquor Laws	M	0	0	0	0	4	5	9	40	34	30	0	
	F	0	0	0	0	0	6	6	19	16	15	1	
Drunkenness	M	0	0	0	0	0	0	0	0	0	0	0	
	F	0	0	0	0	0	0	0	0	0	0	0	
Disorderly Conduct	M	0	0	0	0	0	0	0	0	0	0	0	
	F	0	0	0	0	0	0	0	0	0	0	0	
Vagrancy	M	0	0	0	0	0	0	0	0	0	1	0	
	F	0	0	0	0	0	0	0	0	0	0	0	
All Other Offenses (except Traffic)	M	0	0	0	0	1	2	3	2	3	5	2	
	F	0	0	0	0	0	0	0	0	1	0	0	
Suspicion	M	0	0	0	0	0	0	0	0	0	0	0	
	F	0	0	0	0	0	0	0	0	0	0	0	
Curfew and Loitering Law Violations	M	0	0	1	1	0	0	2	0	0	0	0	
	F	0	0	1	1	0	0	2	0	0	0	0	
Runaway	M	0	0	0	0	0	0	0	0	0	0	0	
	F	0	0	0	1	0	0	1	0	0	0	0	
GRAND TOTAL		0	0	3	4	5	16	28	82	66	69	19	

*The criminal statistics within this publication are only those criminal statistics reported to the Uniform Crime Reporting Program by the participating law enforcement agencies.

UNR PD Arrests By Offenses and Age

												over		
22	23	24	25-29	30-34	35-39	40-44	45-49	50-54	55-59	60-64	64	Total >18	Grand Total	
0	0	0	0	0	0	0	0	0	0	0	0	0	0	
0	0	0	0	0	0	0	0	0	0	0	0	0	0	
0	0	0	0	0	0	0	0	0	0	0	0	0	0	
0	0	0	0	0	0	0	0	0	0	0	0	0	0	
0	0	0	0	0	0	0	0	0	0	0	0	0	0	
0	0	0	0	0	0	0	0	0	0	0	0	0	0	
0	0	0	0	0	0	0	0	0	0	0	0	0	0	
0	0	0	0	0	0	0	0	0	0	0	0	0	0	
0	0	0	0	0	0	0	0	0	0	0	0	0	0	
0	0	0	0	0	0	0	0	0	0	0	0	0	0	
0	0	2	2	1	0	0	0	0	0	0	0	7	7	
0	0	0	2	0	0	0	0	0	0	0	0	3	3	
1	0	0	0	0	0	1	0	0	0	0	0	2	2	
0	0	0	0	0	0	0	0	0	0	0	0	0	0	
0	0	0	0	0	1	1	0	0	0	0	0	2	3	
0	0	0	0	0	0	0	0	0	0	0	0	0	0	
0	0	0	0	0	0	0	0	0	0	0	0	0	0	
0	0	0	0	0	0	0	0	0	0	0	0	0	0	
0	0	0	0	0	0	0	0	0	0	0	0	0	0	
0	0	0	0	0	0	0	0	0	0	0	0	0	0	
0	0	0	0	0	0	0	0	0	0	0	0	0	0	
0	0	0	0	0	0	0	0	0	0	0	0	0	0	
0	0	0	0	1	0	0	0	0	0	0	0	8	8	
0	0	0	0	0	0	0	0	0	0	0	0	6	6	
0	0	0	0	0	0	0	0	0	0	0	0	0	0	
0	0	0	0	0	0	0	0	0	0	0	0	0	0	
0	0	0	1	0	0	0	0	0	0	0	0	2	2	
0	1	0	1	1	0	0	0	0	0	0	0	3	3	
0	0	0	0	1	0	0	1	0	1	0	0	4	4	
0	0	0	0	0	0	0	0	0	0	0	0	0	0	
1	0	0	0	0	1	1	0	0	0	0	0	4	5	
0	0	0	1	0	0	0	0	0	0	0	0	1	1	
0	0	0	0	0	0	0	1	0	0	0	0	1	1	
0	0	0	0	0	0	0	0	0	0	0	0	0	0	
0	0	0	0	0	0	0	0	0	0	0	0	0	0	
1	1	1	3	1	2	1	0	1	0	0	0	28	30	
1	0	0	1	0	1	0	0	0	0	0	0	7	7	
0	0	0	0	0	0	0	0	0	0	0	0	0	0	
0	0	0	0	0	0	0	0	0	0	0	0	0	0	
0	0	0	0	0	0	0	0	0	0	0	0	0	0	
0	0	0	0	0	0	0	0	0	0	0	0	0	0	
8	6	2	7	8	3	4	3	2	0	0	0	63	63	
1	3	0	6	0	0	0	0	1	0	0	0	18	18	
1	0	0	0	0	0	0	0	0	0	0	0	105	114	
0	0	0	1	0	0	0	1	0	0	0	0	53	59	
0	0	0	0	0	0	0	0	0	0	0	0	0	0	
0	0	0	0	0	0	0	0	0	0	0	0	0	0	
0	0	0	0	0	0	0	0	0	0	0	0	0	0	
0	0	0	0	0	0	0	0	0	0	0	0	0	0	
0	0	0	0	0	0	0	0	0	0	0	0	1	1	
0	0	0	0	0	0	0	0	0	0	0	0	0	0	
10	3	3	16	5	3	5	3	1	0	0	0	61	64	
0	0	0	4	3	0	1	0	0	0	0	0	9	9	
0	0	0	0	0	0	0	0	0	0	0	0	0	0	
0	0	0	0	0	0	0	0	0	0	0	0	0	0	
0	0	0	0	0	0	0	0	0	0	0	0	0	2	
0	0	0	0	0	0	0	0	0	0	0	0	0	2	
0	0	0	0	0	0	0	0	0	0	0	0	0	0	
0	0	0	0	0	0	0	0	0	0	0	0	0	1	
24	14	8	45	21	12	14	9	5	1	0	0	389	417	

Washoe Schools PD Arrests By Offenses and Age

OFFENSE	SEX	9 &							Total <18	18	19	20	21
		Under	10-12	13-14	15	16	17						
Murder	M	0	0	0	0	0	0	0	0	0	0	0	
Murder	F	0	0	0	0	0	0	0	0	0	0	0	
Manslaughter by Negligence	M	0	0	0	0	0	0	0	0	0	0	0	
Manslaughter by Negligence	F	0	0	0	0	0	0	0	0	0	0	0	
Forcible Rape	M	0	0	0	1	0	0	1	0	0	0	0	
Forcible Rape	F	0	0	0	0	0	0	0	0	0	0	0	
Robbery	M	0	0	0	0	0	2	2	0	0	0	0	
Robbery	F	0	0	0	1	0	0	1	0	0	0	0	
Aggravated Assault	M	1	6	1	1	2	3	14	0	1	0	0	
Aggravated Assault	F	0	1	3	1	0	0	5	0	0	0	1	
Other Assaults	M	7	51	62	17	27	13	177	3	1	0	0	
Other Assaults	F	2	10	29	18	7	0	66	0	0	0	0	
Burglary	M	0	6	6	2	4	3	21	1	2	0	0	
Burglary	F	0	2	6	2	0	1	11	0	0	0	0	
Larceny--Theft	M	3	14	14	8	11	2	52	0	0	0	1	
Larceny--Theft	F	1	3	5	1	5	1	16	0	0	0	0	
Motor Vehicle Theft	M	0	0	1	0	0	1	2	0	0	1	0	
Motor Vehicle Theft	F	0	0	0	0	1	0	1	0	0	0	0	
Arson	M	2	1	3	0	1	0	7	0	0	0	0	
Arson	F	0	0	1	0	0	0	1	0	0	0	0	
Forgery & Counterfeiting	M	0	0	0	2	0	0	2	1	0	0	0	
Forgery & Counterfeiting	F	0	0	0	0	0	0	0	0	0	0	0	
Fraud	M	0	0	0	0	0	0	0	0	0	1	1	
Fraud	F	0	0	0	0	0	1	1	0	0	0	0	
Embezzlement	M	0	0	0	0	0	0	0	0	0	0	0	
Embezzlement	F	0	1	0	0	0	0	1	0	0	0	0	
Stolen Property-Buy, Possess, Recei	M	0	1	7	6	4	2	20	0	0	0	0	
Stolen Property-Buy, Possess, Recei	F	0	2	10	1	3	0	16	0	0	0	0	
Vandalism	M	5	20	27	14	11	13	90	1	0	0	0	
Vandalism	F	1	10	2	0	0	2	15	1	0	0	0	
Weapons-carrying, possession, etc...	M	4	7	31	10	11	13	76	2	3	0	0	
Weapons-carrying, possession, etc...	F	0	1	1	1	1	2	6	0	0	0	0	
Prostitution & Commercialized Vice	M	0	0	0	0	0	0	0	0	0	0	0	
Prostitution & Commercialized Vice	F	0	0	0	0	0	0	0	0	0	0	0	
Other Sex Offenses	M	0	0	1	0	2	1	4	0	0	0	0	
Other Sex Offenses	F	0	0	0	1	1	0	2	0	0	0	0	
Drug Abuse Violations	M	0	10	62	28	29	17	146	5	2	2	1	
Drug Abuse Violations	F	0	1	22	8	8	6	45	0	0	1	0	
Gambling	M	0	0	0	0	0	0	0	0	0	0	0	
Gambling	F	0	0	0	0	0	0	0	0	0	0	0	
Offenses Against Family & Children	M	0	0	0	0	1	0	1	0	0	0	1	
Offenses Against Family & Children	F	0	0	0	2	0	0	2	0	0	0	0	
Driving Under the Influence	M	0	0	0	0	0	0	0	0	1	0	0	
Driving Under the Influence	F	0	0	0	0	0	1	1	0	0	0	0	
Liquor Laws	M	1	2	15	20	16	12	66	16	4	0	0	
Liquor Laws	F	0	3	32	22	9	11	77	11	1	0	0	
Drunkenness	M	0	0	0	1	1	4	6	1	0	0	0	
Drunkenness	F	0	0	1	4	1	0	6	0	0	0	0	
Disorderly Conduct	M	0	13	22	12	7	5	59	0	0	0	0	
Disorderly Conduct	F	1	2	9	6	2	2	22	1	0	0	0	
Vagrancy	M	0	0	0	0	0	1	1	0	0	0	0	
Vagrancy	F	0	0	0	0	0	0	0	0	0	0	0	
All Other Offenses (except Traffic)	M	16	57	119	145	122	90	549	19	7	2	3	
All Other Offenses (except Traffic)	F	0	17	74	77	67	32	267	5	2	0	2	
Suspicion	M	0	2	4	2	4	1	13	0	0	1	0	
Suspicion	F	0	1	2	0	1	0	4	0	0	0	0	
Curfew and Loitering Law Violations	M	0	1	2	0	1	1	5	0	0	0	0	
Curfew and Loitering Law Violations	F	0	0	0	0	0	0	0	0	0	0	0	
Runaway	M	1	0	7	4	4	1	17	0	0	0	0	
Runaway	F	1	1	16	5	4	5	32	0	0	0	0	
GRAND TOTAL		46	246	597	423	368	249	1,929	67	24	8	10	

*The criminal statistics within this publication are only those criminal statistics reported to the Uniform Crime Reporting Program by the participating law enforcement agencies.

Washoe Schools PD Arrests By Offenses and Age

	22	23	24	25-29	30-34	35-39	40-44	45-49	50-54	55-59	60-64	over 64	Total >18	Grand Total
0	0	0	0	0	0	0	0	0	0	0	0	0	0	0
0	0	0	0	0	0	0	0	0	0	0	0	0	0	0
0	0	0	0	0	0	0	0	0	0	0	0	0	0	0
0	0	0	0	0	0	0	0	0	0	0	0	0	0	0
0	0	0	0	0	0	0	0	0	0	0	0	0	0	1
0	0	0	0	0	0	0	0	0	0	0	0	0	0	0
0	0	0	0	0	0	0	0	0	0	0	0	0	0	2
0	0	0	0	0	0	0	0	0	0	0	0	0	0	1
0	0	0	0	0	0	0	0	0	0	0	0	0	1	15
0	0	0	0	0	0	0	0	0	0	0	0	0	1	6
0	0	0	0	0	0	0	0	0	0	2	0	0	6	183
0	0	0	0	0	0	0	0	0	0	0	0	0	0	66
0	0	1	0	0	0	0	0	0	0	0	0	0	4	25
0	0	0	0	0	0	0	0	0	0	0	0	0	0	11
0	0	1	0	0	0	0	1	1	0	0	0	0	4	56
0	0	0	0	0	0	0	0	0	0	0	0	0	0	16
0	0	1	0	0	0	0	0	0	0	0	0	0	2	4
0	0	0	0	0	0	0	0	0	0	0	0	0	0	1
0	0	0	0	0	0	0	0	0	0	0	0	0	0	7
0	0	0	0	0	0	0	0	0	0	0	0	0	0	1
0	0	0	0	0	0	0	0	0	0	0	0	0	1	3
0	0	0	0	0	0	0	1	0	0	0	0	0	1	1
0	0	0	0	0	0	0	0	0	0	0	0	0	2	2
0	0	0	0	0	0	0	0	0	0	0	0	0	0	1
0	0	0	0	0	0	0	0	0	0	0	0	0	0	0
0	0	0	0	0	0	0	0	0	0	0	0	0	0	1
0	0	1	0	0	0	0	0	0	0	0	0	0	1	21
0	0	0	0	0	0	0	0	0	0	0	0	0	0	16
0	0	0	0	0	0	0	0	0	0	0	0	0	1	91
0	0	0	0	0	0	0	0	0	0	0	0	0	1	16
0	0	0	0	0	0	0	0	0	0	0	0	0	5	81
0	0	0	0	0	0	0	0	0	0	0	0	0	0	6
0	0	0	0	0	0	0	0	0	0	0	0	0	0	0
0	0	0	0	0	0	0	0	0	0	0	0	0	0	0
0	0	0	0	0	0	0	0	0	0	0	0	0	0	4
0	0	0	0	0	0	0	0	0	0	0	0	0	0	2
2	1	0	0	1	0	0	0	0	0	0	0	0	14	160
0	0	0	0	0	0	0	0	0	0	0	0	0	1	46
0	0	0	0	0	0	0	0	0	0	0	0	0	0	0
0	0	0	0	0	0	0	0	0	0	0	0	0	0	0
0	0	0	0	0	0	0	0	0	0	0	0	0	1	2
0	0	0	0	0	0	0	0	0	0	0	0	0	0	2
0	0	0	1	0	1	0	1	0	0	1	1	1	6	6
0	0	0	0	1	0	0	0	0	0	0	0	0	1	2
0	0	0	0	0	0	0	0	0	0	0	0	0	20	86
0	0	0	0	0	0	0	0	0	0	0	0	0	12	89
0	0	0	0	0	0	0	0	0	0	0	0	0	1	7
0	0	0	0	0	0	0	0	0	0	0	0	0	0	6
0	0	0	0	0	0	1	0	0	0	0	0	0	1	60
0	0	1	0	1	0	0	0	0	0	0	0	0	3	25
0	0	0	0	0	0	0	0	0	0	0	0	0	0	1
0	0	0	0	0	0	0	0	0	0	0	0	0	0	0
0	1	1	4	4	4	4	0	0	1	0	0	0	46	595
1	0	0	6	1	2	5	5	1	0	0	0	0	25	292
0	0	0	0	0	0	0	0	0	0	0	0	0	1	14
0	0	0	0	0	0	0	0	0	0	0	0	0	0	4
0	0	0	0	0	0	0	0	0	0	0	0	0	0	5
0	0	0	0	0	0	0	0	0	0	0	0	0	0	0
0	0	0	0	0	0	0	0	0	0	0	0	0	0	17
0	0	0	0	0	0	0	0	0	0	0	0	0	0	32
3	2	6	11	8	8	7	3	1	2	1	1	1	162	2,091

Washoe Co SO Arrests By Offenses and Age

OFFENSE	SEX	9 &												
		Under	10 -12	13-14	15	16	17	Total <18	18	19	20	21		
Murder	M	0	0	0	0	0	0	0	0	0	0	0	0	0
	F	0	0	0	0	0	0	0	0	0	0	0	0	0
Manslaughter by Negligence	M	0	0	0	0	0	0	0	0	0	0	0	0	0
	F	0	0	0	0	0	0	0	0	0	0	0	0	0
Forcible Rape	M	0	0	0	0	0	0	1	1	0	0	0	0	0
	F	0	0	0	0	0	0	0	0	0	0	0	0	0
Robbery	M	0	0	0	0	0	0	0	0	2	0	1	1	0
	F	0	0	0	0	0	0	0	0	1	0	0	0	0
Aggravated Assault	M	1	0	2	0	3	4	10	1	3	8	4	0	0
	F	0	0	0	0	1	2	3	1	2	2	1	0	0
Other Assaults	M	1	1	8	11	6	11	38	9	9	8	5	0	0
	F	0	5	9	3	11	13	41	5	2	5	2	0	0
Burglary	M	0	4	5	5	5	4	23	10	4	4	6	0	0
	F	0	0	1	1	0	1	3	1	1	0	1	0	0
Larceny--Theft	M	0	2	6	5	12	10	35	6	7	4	2	0	0
	F	0	0	3	3	0	1	7	1	0	1	1	0	0
Motor Vehicle Theft	M	0	0	0	0	0	1	1	2	0	0	0	0	0
	F	0	0	0	0	0	0	0	0	0	0	0	0	0
Arson	M	0	0	0	1	0	0	1	0	0	0	0	0	0
	F	0	0	0	0	0	0	0	0	0	0	0	0	0
Forgery & Counterfeiting	M	0	0	0	0	0	0	0	0	0	0	0	0	0
	F	0	0	0	0	0	0	0	0	0	0	0	0	0
Fraud	M	0	0	0	0	0	2	2	6	5	3	1	0	0
	F	0	0	0	0	0	0	0	2	2	3	2	0	0
Embezzlement	M	0	0	0	0	0	0	0	0	0	0	2	0	0
	F	0	0	0	0	0	0	0	0	0	0	0	0	0
Stolen Property-Buy, Possess, Recei	M	0	0	0	2	4	2	8	5	4	3	4	0	0
	F	0	0	1	0	0	1	2	2	1	1	1	0	0
Vandalism	M	2	3	7	2	1	6	21	2	4	4	2	0	0
	F	0	0	0	1	0	0	1	0	0	0	0	0	0
Weapons-carrying, possession, etc...	M	0	0	0	2	1	0	3	3	0	1	0	0	0
	F	0	0	0	0	0	0	0	0	0	0	0	0	0
Prostitution & Commercialized Vice	M	0	0	0	0	0	0	0	0	0	0	0	0	0
	F	0	0	0	0	0	0	0	0	0	0	0	0	0
Other Sex Offenses	M	0	0	6	1	2	1	10	1	1	1	0	0	0
	F	0	0	0	0	0	0	0	0	0	0	0	0	0
Drug Abuse Violations	M	0	0	1	4	4	14	23	11	5	10	13	0	0
	F	0	0	1	1	0	4	6	1	2	1	2	0	0
Gambling	M	0	0	0	0	0	0	0	0	0	0	0	0	0
	F	0	0	0	0	0	0	0	0	0	0	0	0	0
Offenses Against Family & Children	M	0	0	0	0	1	1	2	14	3	2	5	0	0
	F	0	0	0	0	0	0	0	1	4	0	1	0	0
Driving Under the Influence	M	0	0	1	0	3	1	5	7	10	11	13	0	0
	F	0	0	0	0	1	2	3	1	2	0	6	0	0
Liquor Laws	M	0	0	6	9	20	50	85	45	30	21	0	0	0
	F	0	0	8	12	23	24	67	15	9	8	0	0	0
Drunkenness	M	0	0	0	0	0	0	0	0	0	0	0	0	0
	F	0	0	0	0	0	0	0	0	0	0	0	0	0
Disorderly Conduct	M	0	0	0	0	0	0	0	0	0	0	0	0	0
	F	0	0	0	0	0	0	0	0	0	0	0	0	0
Vagrancy	M	0	0	0	0	0	0	0	0	0	0	0	0	0
	F	0	0	0	0	0	0	0	0	0	0	0	0	0
All Other Offenses (except Traffic)	M	0	1	17	17	31	34	100	72	109	108	155	0	0
	F	0	0	11	7	9	12	39	18	31	31	35	0	0
Suspicion	M	0	0	0	0	0	0	0	0	0	0	0	0	0
	F	0	0	0	0	0	0	0	0	0	0	0	0	0
Curfew and Loitering Law Violations	M	3	9	28	18	34	21	113	0	0	0	0	0	0
	F	0	6	34	16	22	16	94	0	0	0	0	0	0
Runaway	M	0	0	13	7	6	9	35	0	0	0	0	0	0
	F	0	2	13	5	15	8	43	0	0	0	0	0	0
GRAND TOTAL			7	33	181	133	215	256	825	245	250	243	263	

*The criminal statistics within this publication are only those criminal statistics reported to the Uniform Crime Reporting Program by the participating law enforcement agencies.

Washoe Co SO Arrests By Offenses and Age

												over		
22	23	24	25-29	30-34	35-39	40-44	45-49	50-54	55-59	60-64	64	Total >18	Grand Total	
0	0	1	0	1	0	1	1	0	0	1	0	5	5	
0	0	0	0	0	0	0	0	0	0	0	0	0	0	
0	0	0	0	0	0	0	0	0	0	0	0	0	0	
0	0	0	0	0	0	0	0	0	0	0	0	0	0	
0	0	0	1	0	1	1	2	0	1	0	0	6	7	
0	0	0	0	0	0	0	0	0	0	0	0	0	0	
1	1	0	1	3	3	3	1	0	0	0	0	17	17	
0	0	0	1	0	0	0	0	0	0	0	0	2	2	
2	1	3	13	12	13	4	12	4	7	4	0	91	101	
0	0	1	3	3	5	3	3	1	0	2	0	27	30	
13	10	6	46	38	45	36	30	31	13	5	9	313	351	
2	4	2	11	14	16	13	15	6	3	0	2	102	143	
3	3	1	12	9	8	14	8	4	4	1	0	91	114	
0	1	1	3	1	4	3	2	0	1	0	0	19	22	
3	1	2	8	7	4	13	11	1	2	1	0	72	107	
2	2	2	2	2	5	5	2	0	1	0	0	26	33	
2	0	1	1	1	1	0	0	0	1	0	0	9	10	
0	0	0	0	0	1	0	1	0	0	0	0	2	2	
0	0	0	0	0	0	0	0	0	0	0	0	0	0	
0	0	0	0	0	0	0	0	0	0	0	0	0	0	
0	0	0	1	1	1	0	0	0	0	0	0	3	3	
0	0	0	0	0	0	0	0	0	0	0	0	0	0	
1	3	5	20	13	16	19	14	7	4	4	3	124	126	
1	5	4	19	20	7	14	14	1	3	0	1	98	98	
0	0	4	2	0	2	0	4	0	0	0	0	14	14	
2	0	0	1	1	0	1	1	2	0	0	0	8	8	
1	1	2	8	7	13	8	2	4	0	0	1	63	71	
1	1	0	3	0	6	1	1	0	0	0	0	18	20	
0	0	2	3	3	2	3	3	4	0	1	0	33	54	
0	0	0	0	1	2	0	0	1	0	0	0	4	5	
1	2	0	5	6	3	4	2	2	2	0	1	32	35	
0	0	0	0	0	0	0	0	0	0	0	0	0	0	
0	0	0	0	0	0	0	0	0	0	0	0	0	0	
0	0	0	0	0	0	0	0	0	0	0	0	0	0	
3	0	0	1	2	1	2	5	1	0	3	5	26	36	
0	0	0	1	0	1	0	0	0	0	0	0	2	2	
11	7	5	31	18	18	14	10	11	3	3	0	170	193	
2	0	3	7	5	3	5	2	1	1	0	0	35	41	
0	0	0	0	0	0	0	0	0	0	0	0	0	0	
0	0	0	0	0	0	0	0	0	0	0	0	0	0	
6	3	3	2	3	2	6	1	3	0	0	0	53	55	
0	0	0	2	6	6	1	1	0	1	0	0	23	23	
22	28	13	49	38	40	32	33	18	12	9	7	342	347	
4	5	7	11	8	9	19	13	14	5	4	1	109	112	
0	0	0	1	0	0	2	0	0	0	0	0	99	184	
0	0	0	0	1	0	0	0	1	1	0	0	35	102	
0	0	0	0	0	0	0	0	0	0	0	0	0	0	
0	0	0	0	0	0	0	0	0	0	0	0	0	0	
0	0	0	0	0	0	0	0	0	0	0	0	0	0	
0	0	0	0	0	0	0	0	0	0	0	0	0	0	
0	0	0	0	0	0	0	0	0	0	0	0	0	0	
0	0	0	0	0	0	0	0	0	0	0	0	0	0	
0	0	0	0	0	0	0	0	0	0	0	0	0	0	
118	115	108	414	262	268	293	218	125	39	20	14	2,438	2,538	
30	29	32	130	80	101	106	52	15	10	3	1	704	743	
0	0	0	0	0	0	0	0	0	0	0	0	0	0	
0	0	0	0	0	0	0	0	0	0	0	0	0	0	
0	0	0	0	0	0	0	0	0	0	0	0	0	113	
0	0	0	0	0	0	0	0	0	0	0	0	0	94	
0	0	0	0	0	0	0	0	0	0	0	0	0	35	
0	0	0	0	0	0	0	0	0	0	0	0	0	43	
231	222	208	813	566	607	626	464	257	114	61	45	5,215	6,040	

West Wendover PD Arrests By Offenses and Age

OFFENSE	SEX	9 &							Total <18	18	19	20	21
		Under	10 -12	13-14	15	16	17						
Murder	M	0	0	0	0	0	0	0	0	0	0	1	
	F	0	0	0	0	0	0	0	0	0	0	0	
Manslaughter by Negligence	M	0	0	0	0	0	0	0	0	0	0	0	
	F	0	0	0	0	0	0	0	0	0	0	0	
Forcible Rape	M	0	0	0	0	0	0	0	0	0	0	0	
	F	0	0	0	0	0	0	0	0	0	0	0	
Robbery	M	0	0	0	0	0	0	0	0	0	0	0	
	F	0	0	0	0	0	0	0	0	0	0	1	
Aggravated Assault	M	0	0	0	0	0	0	0	0	0	1	0	
	F	0	0	0	0	0	0	0	0	0	0	0	
Other Assaults	M	4	1	3	1	2	0	11	0	0	1	5	
	F	0	0	2	2	0	1	5	0	1	0	1	
Burglary	M	1	1	0	1	2	1	6	0	0	0	1	
	F	0	0	0	0	0	0	0	0	0	0	0	
Larceny--Theft	M	1	2	5	1	0	1	10	1	0	0	1	
	F	0	0	0	0	0	0	0	0	0	0	0	
Motor Vehicle Theft	M	0	0	1	0	0	0	1	0	0	0	0	
	F	0	0	0	0	0	1	1	0	0	0	0	
Arson	M	0	0	0	0	0	0	0	0	0	0	0	
	F	0	0	0	0	0	0	0	0	0	0	0	
Forgery & Counterfeiting	M	0	0	0	0	0	0	0	0	0	0	3	
	F	0	0	0	0	0	0	0	0	0	1	0	
Fraud	M	0	0	0	2	1	2	5	0	2	1	0	
	F	0	0	0	0	0	0	0	0	0	0	1	
Embezzlement	M	0	0	0	0	0	0	0	0	0	0	1	
	F	0	0	0	0	0	0	0	0	0	0	0	
Stolen Property-Buy, Possess, Recei	M	0	0	0	2	0	0	2	0	0	0	0	
	F	0	0	0	0	0	0	0	0	0	0	0	
Vandalism	M	0	1	12	4	2	12	31	16	0	9	0	
	F	0	1	4	1	0	11	17	0	0	0	0	
Weapons-carrying, possession, etc...	M	0	0	0	0	0	0	0	0	0	0	0	
	F	0	0	0	0	0	0	0	0	0	0	0	
Prostitution & Commercialized Vice	M	0	0	0	0	0	0	0	0	0	0	0	
	F	0	0	0	0	0	0	0	0	0	0	0	
Other Sex Offenses	M	0	0	1	0	0	0	1	0	0	0	1	
	F	0	0	0	0	0	0	0	0	0	1	0	
Drug Abuse Violations	M	0	0	1	2	0	4	7	2	1	3	3	
	F	0	0	0	0	1	1	2	2	0	0	1	
Gambling	M	0	0	0	0	0	0	0	0	1	1	0	
	F	0	0	0	0	0	0	0	0	0	0	0	
Offenses Against Family & Children	M	0	0	2	1	2	0	5	0	0	1	3	
	F	0	1	0	0	0	0	1	0	3	2	1	
Driving Under the Influence	M	0	0	0	1	0	1	2	2	2	3	3	
	F	0	0	0	0	0	0	0	0	1	0	1	
Liquor Laws	M	0	0	3	5	4	6	18	2	5	3	1	
	F	0	0	0	0	2	4	6	5	3	2	0	
Drunkenness	M	0	0	0	0	0	1	1	0	0	0	0	
	F	0	0	0	0	0	0	0	0	0	0	0	
Disorderly Conduct	M	0	0	1	1	3	0	5	1	0	0	1	
	F	0	1	0	0	0	1	2	0	0	0	0	
Vagrancy	M	0	0	0	0	0	0	0	0	0	0	0	
	F	0	0	0	0	0	0	0	0	0	0	0	
All Other Offenses (except Traffic)	M	0	0	7	13	6	5	31	0	1	0	3	
	F	0	1	1	1	0	0	3	3	0	1	0	
Suspicion	M	0	0	0	0	0	0	0	0	0	0	0	
	F	0	0	0	0	0	0	0	0	0	0	0	
Curfew and Loitering Law Violations	M	0	0	5	5	4	4	18	0	0	0	0	
	F	0	1	0	0	0	0	1	0	0	0	0	
Runaway	M	0	0	0	0	2	0	2	0	0	0	0	
	F	0	0	0	1	0	2	3	0	0	0	0	
GRAND TOTAL			6	10	48	44	31	58	197	34	20	30	33

*The criminal statistics within this publication are only those criminal statistics reported to the Uniform Crime Reporting Program by the participating law enforcement agencies.

West Wendover PD Arrests By Offenses and Age

	22	23	24	25-29	30-34	35-39	40-44	45-49	50-54	55-59	60-64	over 64	Total >18	Grand Total
0	0	0	0	1	1	0	0	0	0	0	0	0	3	3
0	0	0	0	0	0	0	0	0	0	0	0	0	0	0
0	0	0	0	0	0	0	0	0	0	0	0	0	0	0
0	0	0	0	0	0	0	0	0	0	0	0	0	0	0
0	0	0	0	0	0	0	0	0	0	0	0	0	0	0
0	0	0	0	0	0	1	0	0	0	0	0	0	1	1
0	0	0	0	0	0	0	0	0	0	0	0	0	1	1
1	0	0	0	0	0	1	1	0	0	1	0	0	5	5
0	0	1	0	0	1	0	1	0	0	0	0	0	3	3
3	2	3	9	4	5	4	4	4	2	0	2	1	45	56
0	0	3	3	0	4	0	0	1	0	0	0	0	13	18
0	0	0	0	0	2	0	0	0	0	0	1	0	4	10
0	0	0	0	0	0	0	0	0	0	0	0	0	0	0
1	0	2	1	0	3	1	2	0	0	0	0	0	12	22
0	0	0	3	1	0	1	1	0	0	0	0	0	6	6
1	0	0	1	0	0	0	0	0	0	0	0	0	2	3
0	0	0	0	0	0	0	0	0	0	0	0	0	0	1
0	0	0	0	0	0	0	0	0	0	0	0	0	0	0
0	0	0	0	0	0	0	0	0	0	0	0	0	0	0
0	1	0	4	0	2	0	0	0	1	0	0	0	11	11
0	0	0	3	2	3	4	1	0	0	0	0	0	14	14
1	1	1	4	10	2	3	6	1	0	1	3	3	36	41
0	0	0	4	3	2	5	5	1	0	1	1	0	22	22
0	0	0	2	0	1	0	0	0	0	0	0	0	4	4
0	0	0	0	0	0	1	0	0	0	0	0	0	1	1
0	1	0	0	0	1	2	0	0	1	0	0	0	5	7
0	0	0	0	0	0	0	0	0	0	0	0	0	0	0
2	0	0	2	2	1	1	2	1	0	0	0	0	36	67
1	0	0	1	0	0	0	0	0	0	0	0	0	2	19
1	0	1	0	0	0	0	0	0	0	0	0	0	2	2
0	0	0	0	0	0	0	0	0	0	0	0	0	0	0
0	0	0	0	0	0	0	0	0	0	0	0	0	0	0
0	0	0	2	2	0	1	0	0	1	0	0	0	7	8
0	0	0	1	0	0	0	0	0	0	0	0	0	2	2
1	2	2	9	1	6	0	1	1	0	0	0	0	32	39
0	1	0	1	0	1	0	0	0	1	0	0	0	7	9
0	0	0	1	2	1	0	0	0	0	1	0	0	7	7
0	0	0	1	0	0	0	0	1	0	0	0	0	2	2
2	5	3	19	9	7	1	6	4	0	0	0	0	60	65
0	0	2	10	5	2	5	1	1	0	0	0	0	32	33
2	2	3	6	11	8	4	7	3	0	2	0	0	58	60
2	0	1	1	0	1	4	1	2	1	0	0	0	15	15
0	1	0	2	0	0	0	2	0	0	0	0	0	16	34
1	0	0	0	2	1	0	0	0	0	0	0	0	14	20
0	0	0	0	1	0	1	0	0	0	0	0	0	2	3
0	0	0	0	0	0	0	0	0	0	0	0	0	0	0
0	0	0	3	2	1	0	1	1	0	0	0	0	10	15
0	1	0	0	0	0	0	0	0	1	0	0	0	2	4
0	0	1	1	0	1	0	0	1	0	0	0	0	4	4
0	0	0	0	0	0	0	0	0	0	0	0	0	0	0
2	3	4	14	7	9	6	4	0	1	2	1	1	57	88
3	0	0	1	3	1	1	2	2	0	0	0	0	17	20
0	0	0	0	0	0	0	0	0	0	0	0	0	0	0
0	0	0	0	0	0	0	0	0	0	0	0	0	0	0
0	0	0	0	0	0	0	0	0	0	0	0	0	0	18
0	0	0	0	0	0	0	0	0	0	0	0	0	0	1
0	0	0	0	0	0	0	0	0	0	0	0	0	0	2
0	0	0	0	0	0	0	0	0	0	0	0	0	0	3
24	20	27	110	70	66	46	48	23	6	10	5	572	769	

White Pine Co SO Arrests By Offenses and Age

OFFENSE	SEX	9 & Under												
		10-12	13-14	15	16	17	Total <18	18	19	20	21			
Murder	M	0	0	0	0	0	0	0	0	0	0	0	0	0
Murder	F	0	0	0	0	0	0	0	0	0	0	0	0	0
Manslaughter by Negligence	M	0	0	0	0	0	0	0	0	0	0	0	0	0
Manslaughter by Negligence	F	0	0	0	0	0	0	0	0	0	0	0	0	0
Forcible Rape	M	0	0	0	0	0	0	0	0	0	0	0	0	0
Forcible Rape	F	0	0	0	0	0	0	0	0	0	0	0	0	0
Robbery	M	0	0	0	0	0	0	0	0	0	0	0	0	0
Robbery	F	0	0	0	0	0	0	0	0	0	0	0	0	0
Aggravated Assault	M	0	0	0	0	0	1	0	1	0	1	0	0	0
Aggravated Assault	F	0	0	0	0	0	0	0	0	0	0	0	0	0
Other Assaults	M	3	5	1	1	2	1	13	0	0	0	0	1	0
Other Assaults	F	1	0	2	0	1	2	6	1	0	0	0	0	0
Burglary	M	0	0	3	0	1	1	5	0	0	0	0	1	0
Burglary	F	0	0	0	0	0	0	0	0	0	0	0	0	0
Larceny--Theft	M	0	2	3	5	2	2	14	1	0	0	0	0	0
Larceny--Theft	F	1	2	0	0	1	0	4	0	0	0	0	0	0
Motor Vehicle Theft	M	0	0	1	0	0	0	1	0	0	0	0	0	0
Motor Vehicle Theft	F	0	1	0	1	0	0	2	0	0	0	0	0	0
Arson	M	3	1	0	0	0	0	4	0	0	0	0	0	0
Arson	F	0	0	0	0	0	0	0	0	0	0	0	0	0
Forgery & Counterfeiting	M	0	0	0	0	0	0	0	0	0	0	0	0	0
Forgery & Counterfeiting	F	0	0	0	0	0	0	0	0	0	0	0	0	0
Fraud	M	0	0	0	1	0	0	1	0	0	0	0	0	0
Fraud	F	0	0	0	1	0	0	1	0	0	0	0	0	0
Embezzlement	M	0	0	0	0	0	0	0	0	0	0	0	0	0
Embezzlement	F	0	0	0	0	0	0	0	0	0	0	0	0	0
Stolen Property-Buy, Possess, Recei	M	0	0	1	0	0	0	1	0	0	0	0	0	0
Stolen Property-Buy, Possess, Recei	F	0	0	0	0	0	0	0	0	0	0	0	0	0
Vandalism	M	3	6	5	1	5	2	22	0	0	0	0	0	0
Vandalism	F	0	0	0	2	0	1	3	0	0	0	1	0	0
Weapons-carrying, possession, etc...	M	0	0	0	1	1	0	2	0	0	0	0	1	0
Weapons-carrying, possession, etc...	F	0	0	0	1	0	0	1	0	0	0	0	0	0
Prostitution & Commercialized Vice	M	0	0	0	0	0	0	0	0	0	0	0	0	0
Prostitution & Commercialized Vice	F	0	0	0	0	0	0	0	0	0	0	0	0	0
Other Sex Offenses	M	1	0	1	0	0	0	2	0	0	0	0	0	0
Other Sex Offenses	F	0	0	0	0	1	0	1	0	0	0	0	0	0
Drug Abuse Violations	M	0	0	0	0	1	1	2	1	1	1	1	0	0
Drug Abuse Violations	F	0	0	0	0	0	0	0	0	0	0	0	1	0
Gambling	M	0	0	0	0	0	0	0	0	0	0	0	0	0
Gambling	F	0	0	0	0	0	0	0	0	0	0	0	0	0
Offenses Against Family & Children	M	0	1	0	1	0	0	2	0	0	0	0	0	0
Offenses Against Family & Children	F	0	0	0	0	0	0	0	0	0	0	0	0	0
Driving Under the Influence	M	0	0	0	1	0	0	1	1	1	1	2	0	0
Driving Under the Influence	F	0	0	0	0	0	0	0	1	0	0	0	1	0
Liquor Laws	M	0	0	0	0	4	0	4	1	0	0	0	0	0
Liquor Laws	F	0	0	0	0	0	0	0	0	1	0	0	0	0
Drunkenness	M	0	0	4	2	8	8	22	1	1	2	0	0	0
Drunkenness	F	0	1	4	3	4	6	18	0	0	0	0	0	0
Disorderly Conduct	M	1	0	3	4	3	2	13	0	0	1	1	0	0
Disorderly Conduct	F	0	1	0	0	1	1	3	0	0	0	0	1	0
Vagrancy	M	0	0	0	0	0	0	0	0	0	0	0	0	0
Vagrancy	F	0	0	0	0	0	0	0	0	0	0	0	0	0
All Other Offenses (except Traffic)	M	0	1	7	5	11	7	31	1	1	0	0	1	0
All Other Offenses (except Traffic)	F	1	1	2	1	8	6	19	1	0	0	0	0	0
Suspicion	M	0	0	3	0	4	3	10	0	0	0	0	0	0
Suspicion	F	0	0	0	0	1	0	1	0	0	0	0	0	0
Curfew and Loitering Law Violations	M	0	1	6	1	3	5	16	0	0	0	0	0	0
Curfew and Loitering Law Violations	F	0	1	4	2	1	2	10	0	0	0	0	0	0
Runaway	M	0	0	3	1	2	0	6	0	0	0	0	0	0
Runaway	F	0	0	0	0	0	0	0	0	0	0	0	0	0
GRAND TOTAL		14	24	53	35	66	50	242	9	6	7	8		

*The criminal statistics within this publication are only those criminal statistics reported to the Uniform Crime Reporting Program by the participating law enforcement agencies.

White Pine Co SO Arrests By Offenses and Age

	22	23	24	25-29	30-34	35-39	40-44	45-49	50-54	55-59	60-64	over 64	Total >18	Grand Total
0	0	0	0	0	0	0	0	1	0	0	0	0	1	1
0	0	0	0	0	0	0	0	0	0	0	0	0	0	0
0	0	0	0	0	0	0	0	0	0	0	0	0	0	0
0	0	0	0	0	0	0	0	0	0	0	0	0	0	0
0	0	0	0	0	0	0	0	0	0	0	0	0	0	0
0	0	0	0	0	0	0	0	0	0	0	0	0	0	0
0	0	0	1	2	0	1	0	1	0	0	0	0	6	7
0	0	0	0	1	1	1	0	0	0	0	0	0	3	3
1	2	0	5	1	3	8	2	2	2	2	0	1	28	41
1	0	1	1	1	0	1	2	1	0	0	0	0	9	15
2	1	0	1	0	1	1	0	0	0	1	0	0	8	13
0	0	0	0	0	0	0	0	0	0	0	0	0	0	0
0	0	0	1	0	1	0	0	0	0	0	0	0	3	17
0	0	0	0	0	0	0	0	0	0	0	0	0	0	4
0	0	0	0	0	0	0	0	0	0	0	0	0	0	1
0	0	0	0	0	0	0	0	0	0	0	0	0	0	2
0	0	0	0	0	0	0	0	0	0	0	0	0	0	4
0	0	0	0	0	0	0	0	0	0	0	0	0	0	0
0	0	0	0	0	0	0	0	0	0	0	0	0	0	0
0	0	0	0	0	0	1	0	0	0	0	0	0	1	1
0	0	0	0	0	0	0	0	0	0	0	0	0	0	1
0	0	0	0	0	0	1	0	0	0	0	0	0	1	2
0	0	0	0	0	0	0	0	0	0	0	0	0	0	0
0	0	0	0	0	0	0	0	1	0	0	0	0	1	1
0	0	0	0	0	0	0	0	0	0	0	0	0	0	1
0	0	0	0	0	0	0	0	0	0	0	0	0	0	0
0	0	0	0	0	0	0	0	0	0	0	0	0	0	0
0	0	0	2	0	0	0	0	0	0	0	0	0	2	24
0	0	0	0	0	0	0	1	0	0	0	0	0	2	5
0	0	1	0	1	0	0	0	0	0	0	0	0	3	5
0	0	0	0	0	0	0	0	0	0	0	0	0	0	1
0	0	0	0	0	0	0	0	0	0	0	0	0	0	0
0	0	0	0	0	0	0	0	0	0	0	0	0	0	0
0	0	0	0	0	0	0	0	0	0	0	0	0	0	4
0	0	0	0	0	0	0	0	0	0	0	0	0	0	1
2	3	0	2	0	1	0	0	0	2	2	0	0	15	17
0	0	0	1	1	1	1	1	1	0	0	0	0	6	6
0	0	0	0	0	0	0	0	0	0	0	0	0	0	0
0	0	0	0	0	0	0	0	0	0	0	0	0	0	0
2	0	0	4	0	0	0	0	1	0	0	0	0	7	9
0	0	0	1	0	1	1	0	0	0	0	0	0	3	3
0	1	4	10	5	9	9	4	4	1	0	0	3	54	55
0	0	0	1	1	2	4	2	1	0	0	0	0	13	13
0	0	0	0	0	0	0	1	0	0	0	0	0	2	6
0	0	0	0	0	0	0	0	0	0	0	0	0	1	1
0	0	0	0	0	0	0	0	0	0	0	0	0	4	26
0	0	0	0	0	0	0	0	0	0	0	0	0	0	18
0	0	0	1	3	1	3	1	0	0	0	0	0	11	24
0	0	0	2	1	1	2	1	1	0	0	0	0	9	12
1	1	0	1	0	0	1	0	0	0	0	0	0	4	4
0	0	0	0	0	0	0	0	0	0	0	0	0	0	0
0	0	0	1	1	0	1	2	0	0	0	0	0	8	39
0	0	0	0	0	0	0	0	0	0	0	0	0	1	20
0	0	0	0	0	0	0	0	0	0	0	0	0	0	10
0	0	0	0	0	0	0	0	0	0	0	0	0	0	1
0	0	0	0	0	0	0	0	0	0	0	0	0	0	16
0	0	0	0	0	0	0	0	0	0	0	0	0	0	10
0	0	0	0	0	0	0	0	0	0	0	0	0	0	6
0	0	0	0	0	0	0	0	0	0	0	0	0	0	0
9	8	6	35	19	24	37	18	12	6	0	4	208	450	

Winnemucca PD Arrests By Offenses and Age

OFFENSE	SEX	9 &											
		Under	10 -12	13-14	15	16	17	Total <18	18	19	20	21	
Murder	M	0	0	0	0	0	0	0	0	0	0	0	0
	F	0	0	0	0	0	0	0	0	0	0	0	0
Manslaughter by Negligence	M	0	0	0	0	0	0	0	0	0	0	0	0
	F	0	0	0	0	0	0	0	0	0	0	0	0
Forcible Rape	M	0	0	0	0	0	0	0	0	0	0	0	0
	F	0	0	0	0	0	0	0	0	0	0	0	0
Robbery	M	0	0	0	0	0	0	0	0	0	1	1	0
	F	0	0	0	0	0	0	0	0	0	0	0	0
Aggravated Assault	M	0	0	0	0	0	0	0	0	1	0	0	0
	F	0	0	0	0	0	0	0	0	0	0	0	0
Other Assaults	M	0	1	2	1	1	0	5	0	1	1	1	1
	F	0	0	0	0	4	0	4	0	1	0	0	0
Burglary	M	0	0	0	3	1	1	5	1	1	1	1	1
	F	0	0	0	0	0	0	0	0	0	0	0	0
Larceny--Theft	M	0	0	3	1	1	1	6	1	1	0	0	0
	F	0	0	0	0	0	0	0	1	0	0	0	0
Motor Vehicle Theft	M	0	0	0	0	0	0	0	0	0	0	0	0
	F	0	0	0	0	0	0	0	0	0	0	0	0
Arson	M	0	0	0	0	0	0	0	0	0	0	0	0
	F	0	0	0	0	0	0	0	0	0	0	0	0
Forgery & Counterfeiting	M	0	0	0	0	0	0	0	0	0	0	1	0
	F	0	0	0	0	0	0	0	0	0	0	0	0
Fraud	M	0	0	0	0	0	0	0	0	0	0	0	0
	F	0	0	0	0	0	0	0	0	0	0	0	0
Embezzlement	M	0	0	0	0	0	0	0	0	0	0	0	0
	F	0	0	0	0	0	0	0	0	0	0	0	0
Stolen Property-Buy, Possess, Recei	M	0	0	0	0	0	0	0	0	1	0	0	0
	F	0	0	0	0	0	0	0	0	0	0	0	0
Vandalism	M	0	0	1	2	1	0	4	0	0	0	0	0
	F	0	0	0	0	0	1	1	0	0	0	0	0
Weapons-carrying, possession, etc...	M	0	0	0	1	0	0	1	0	0	0	0	0
	F	0	0	0	0	0	0	0	0	0	0	0	0
Prostitution & Commercialized Vice	M	0	0	0	0	1	0	1	0	0	0	0	0
	F	0	0	0	0	0	0	0	0	0	0	0	0
Other Sex Offenses	M	0	0	0	0	0	0	0	0	2	2	0	0
	F	0	0	0	0	0	0	0	0	0	0	0	0
Drug Abuse Violations	M	0	0	1	1	0	0	2	0	0	1	0	0
	F	0	0	0	0	0	0	0	0	0	0	0	0
Gambling	M	0	0	0	0	0	0	0	0	0	0	0	0
	F	0	0	0	0	0	0	0	0	0	0	0	0
Offenses Against Family & Children	M	0	0	0	0	0	0	0	0	0	0	0	0
	F	0	0	0	0	0	0	0	0	0	0	0	0
Driving Under the Influence	M	0	0	0	0	0	0	0	0	1	1	3	0
	F	0	0	0	0	0	0	0	0	0	0	0	0
Liquor Laws	M	0	0	0	1	5	3	9	5	2	0	0	0
	F	0	0	0	0	0	0	0	0	0	0	0	0
Drunkness	M	0	0	0	0	0	0	0	0	0	0	0	0
	F	0	0	0	1	0	0	1	0	0	0	0	0
Disorderly Conduct	M	0	0	1	0	0	0	1	1	0	1	5	0
	F	0	0	0	0	1	1	2	0	1	0	0	0
Vagrancy	M	0	0	0	0	0	0	0	0	0	0	0	0
	F	0	0	0	0	0	0	0	0	0	0	0	0
All Other Offenses (except Traffic)	M	0	0	2	1	2	0	5	2	3	4	4	4
	F	0	0	1	0	1	0	2	1	0	1	2	0
Suspicion	M	0	0	0	0	0	0	0	0	0	0	0	0
	F	0	0	0	0	0	0	0	0	0	0	0	0
Curfew and Loitering Law Violations	M	0	0	7	1	1	1	10	0	0	0	0	0
	F	0	0	0	1	1	0	2	0	0	0	0	0
Runaway	M	0	0	2	3	1	0	6	0	0	0	0	0
	F	0	1	2	5	2	2	12	0	0	0	0	0
GRAND TOTAL			0	2	22	22	23	10	79	13	15	14	16

*The criminal statistics within this publication are only those criminal statistics reported to the Uniform Crime Reporting Program by the participating law enforcement agencies.

Winnemucca PD Arrests By Offenses and Age

	22	23	24	25-29	30-34	35-39	40-44	45-49	50-54	55-59	60-64	over 64	Total >18	Grand Total
0	0	0	0	0	0	0	0	0	0	0	0	0	0	0
0	0	0	0	0	0	0	0	0	0	0	0	0	0	0
0	0	0	0	0	0	0	0	0	0	0	0	0	0	0
0	0	0	0	0	0	0	0	1	0	0	0	0	1	1
0	0	0	0	0	0	0	0	0	0	0	0	0	0	0
0	0	0	0	0	0	0	0	0	0	0	0	0	2	2
0	0	0	0	0	0	0	0	0	0	0	0	0	0	0
0	0	0	0	0	0	0	0	2	0	0	0	0	3	3
0	0	0	0	0	0	0	0	0	0	0	0	0	0	0
2	1	1	7	6	4	6	6	1	1	2	0	0	40	45
0	0	1	1	1	0	3	2	0	0	0	0	0	9	13
0	0	0	1	0	0	0	0	1	0	0	0	0	6	11
0	0	0	0	0	0	0	0	0	0	0	0	0	0	0
0	0	0	3	1	1	0	0	1	0	0	0	0	8	14
0	0	0	1	0	1	0	1	0	0	0	0	0	4	4
0	0	0	0	0	0	0	0	0	0	0	0	0	0	0
0	0	0	0	0	0	0	0	0	0	0	0	0	0	0
0	0	0	0	0	0	0	0	0	0	0	0	0	0	0
0	0	0	0	0	0	0	0	0	0	0	0	0	1	1
0	0	1	0	0	0	0	0	0	0	0	0	0	1	1
1	0	0	0	0	0	0	0	0	1	0	0	0	2	2
1	0	0	0	0	0	0	0	0	0	0	0	0	1	1
0	0	0	0	0	0	0	0	0	0	1	0	0	1	1
0	0	0	0	0	0	0	0	0	0	0	0	0	0	0
0	1	1	1	0	0	0	0	0	1	0	0	0	5	5
0	0	0	0	0	0	0	0	0	0	0	0	0	0	0
0	0	2	0	0	0	1	0	0	0	0	0	0	3	7
0	0	0	0	0	0	0	0	0	0	0	0	0	0	1
0	0	0	1	0	0	0	0	0	0	0	0	0	1	2
0	0	0	0	0	0	0	0	0	0	0	0	0	0	0
0	0	0	0	0	0	0	0	0	0	1	0	0	1	2
0	0	0	0	0	0	0	0	0	0	0	0	0	0	0
0	0	0	0	4	1	0	1	0	0	0	0	1	11	11
0	0	0	0	0	0	0	0	0	0	0	0	0	0	0
1	0	0	1	2	2	0	0	0	1	0	0	0	8	10
0	0	0	0	0	1	0	0	0	0	0	0	0	1	1
0	0	0	0	0	0	0	0	0	0	0	0	0	0	0
0	0	0	0	0	0	0	0	0	0	0	0	0	0	0
0	0	0	1	0	1	0	0	0	0	0	0	0	2	2
0	0	0	0	0	0	0	0	0	0	0	0	0	0	0
1	0	3	4	4	1	5	4	1	2	0	0	0	30	30
0	0	0	0	2	1	3	0	0	1	0	0	0	7	7
0	0	0	0	0	0	0	0	0	0	0	0	0	7	16
0	0	0	0	0	0	0	0	0	0	0	0	0	0	0
0	0	1	0	0	0	1	0	0	1	0	0	0	3	3
0	0	0	0	0	0	0	0	0	0	0	0	0	0	1
0	0	2	5	3	2	3	2	5	0	2	0	0	31	32
0	0	1	1	0	1	2	0	0	1	0	0	0	7	9
0	0	0	0	0	0	0	0	0	0	0	0	0	0	0
0	0	0	0	0	0	0	0	0	0	0	0	0	0	0
1	4	8	8	5	6	5	12	3	0	1	0	0	66	71
0	1	2	3	1	0	6	2	0	0	0	0	0	19	21
0	0	0	0	0	0	0	0	0	0	0	0	0	0	0
0	0	0	1	0	0	0	0	0	0	0	0	0	1	1
0	0	0	0	0	0	0	0	0	0	0	0	0	0	10
0	0	0	0	0	0	0	0	0	0	0	0	0	0	2
0	0	0	0	0	0	0	0	0	0	0	0	0	0	6
0	0	0	0	0	0	0	0	0	0	0	0	0	0	12
7	7	23	39	29	22	35	34	14	8	5	1	1	282	361

Yerington PD Arrests By Offenses and Age

OFFENSE	SEX	9 &											
		Under	10 -12	13-14	15	16	17	Total <18	18	19	20	21	
Murder	M	0	0	0	0	0	0	0	0	0	0	0	0
	F	0	0	0	0	0	0	0	0	0	0	0	0
Manslaughter by Negligence	M	0	0	0	0	0	0	0	0	0	0	0	0
	F	0	0	0	0	0	0	0	0	0	0	0	0
Forcible Rape	M	0	0	0	0	0	0	0	0	0	0	0	0
	F	0	0	0	0	0	0	0	0	0	0	0	0
Robbery	M	0	0	0	0	0	0	0	0	0	0	0	0
	F	0	0	0	0	0	0	0	0	0	0	0	0
Aggravated Assault	M	0	0	0	0	0	0	0	0	0	0	0	0
	F	0	0	0	0	0	0	0	0	0	0	0	0
Other Assaults	M	0	0	0	0	0	0	0	0	0	1	1	0
	F	0	0	0	0	0	0	0	0	0	0	0	0
Burglary	M	0	0	0	0	0	0	0	0	0	0	1	0
	F	0	0	0	0	0	0	0	0	0	0	0	0
Larceny--Theft	M	0	0	0	0	0	0	0	0	0	0	0	0
	F	0	0	0	0	0	0	0	0	0	0	0	0
Motor Vehicle Theft	M	0	0	0	0	0	0	0	0	0	0	0	0
	F	0	0	0	0	0	0	0	0	0	0	0	0
Arson	M	0	0	0	0	0	0	0	0	0	0	0	0
	F	0	0	0	0	0	0	0	0	0	0	0	0
Forgery & Counterfeiting	M	0	0	0	0	0	0	0	0	0	0	0	0
	F	0	0	0	0	0	0	0	0	0	0	0	0
Fraud	M	0	0	0	0	0	0	0	0	0	0	0	0
	F	0	0	0	0	0	0	0	0	0	0	0	0
Embezzlement	M	0	0	0	0	0	0	0	0	0	0	0	0
	F	0	0	0	0	0	0	0	0	0	0	0	0
Stolen Property-Buy, Possess, Recei	M	0	0	0	0	0	0	0	0	0	0	0	0
	F	0	0	0	0	0	0	0	0	0	0	0	0
Vandalism	M	0	0	0	0	0	0	0	0	1	0	0	0
	F	0	0	0	0	0	0	0	0	0	0	0	0
Weapons-carrying, possession, etc...	M	0	0	0	0	0	0	0	0	1	0	0	0
	F	0	0	0	0	0	0	0	0	0	0	0	0
Prostitution & Commercialized Vice	M	0	0	0	0	0	0	0	0	0	0	0	0
	F	0	0	0	0	0	0	0	0	0	0	0	0
Other Sex Offenses	M	0	0	0	0	0	0	0	0	0	0	0	1
	F	0	0	0	0	0	0	0	0	0	0	0	0
Drug Abuse Violations	M	0	0	0	0	0	0	0	0	2	0	0	0
	F	0	0	0	0	0	0	0	0	1	0	0	0
Gambling	M	0	0	0	0	0	0	0	0	0	0	0	0
	F	0	0	0	0	0	0	0	0	0	0	0	0
Offenses Against Family & Children	M	0	0	0	0	0	0	0	0	0	0	0	0
	F	0	0	0	0	0	0	0	0	0	0	0	0
Driving Under the Influence	M	0	0	0	0	0	0	0	0	0	1	0	0
	F	0	0	0	0	0	0	0	0	0	0	0	0
Liquor Laws	M	0	0	0	0	0	0	0	0	0	0	0	0
	F	0	0	0	0	0	0	0	0	0	0	0	0
Drunkenness	M	0	0	0	0	0	0	0	0	0	0	0	0
	F	0	0	0	0	0	0	0	0	0	0	0	0
Disorderly Conduct	M	0	0	0	0	0	0	0	0	0	0	0	0
	F	0	0	0	0	0	0	0	0	0	0	0	0
Vagrancy	M	0	0	0	0	0	0	0	0	0	0	0	0
	F	0	0	0	0	0	0	0	0	0	0	0	0
All Other Offenses (except Traffic)	M	0	0	0	0	0	0	0	0	1	0	0	0
	F	0	0	0	0	0	0	0	0	0	0	0	0
Suspicion	M	0	0	0	0	0	0	0	0	0	0	0	0
	F	0	0	0	0	0	0	0	0	0	0	0	0
Curfew and Loitering Law Violations	M	0	0	0	0	0	0	0	0	0	0	0	0
	F	0	0	0	0	0	0	0	0	0	0	0	0
Runaway	M	0	0	0	0	0	0	0	0	0	0	0	0
	F	0	0	0	0	0	0	0	0	0	0	0	0
GRAND TOTAL			0	0	0	0	0	0	0	6	2	2	1

*The criminal statistics within this publication are only those criminal statistics reported to the Uniform Crime Reporting Program by the participating law enforcement agencies.

Hate Crimes



STATE ROCK - SANDSTONE

The state rock is sandstone, in its more traditionally recognized form or as quartzite, sandstone is found throughout the State. In areas such as the Valley of Fire State Park and Red Rock Canyon National Conservation Area (both near Las Vegas), it provides some of Nevada's most spectacular scenery. The State Capitol and the former U.S. Mint are both built of sandstone.

HATE CRIMES

2007

--It shall be unlawful for any person, maliciously and with specific intent to intimidate, harass, cause physical injury, or damage real or personal property of another person because of that person's race, color, religion, ancestry, or national origin.--

In April, 1990, a federal mandate to collect and report hate/bias crimes was passed by Congress.

Unlike other Uniform Crime Reporting data, which account for actual reported numbers of definite offenses, hate crime reporting requires rather subjective opinions regarding sensitive issues. This requires various law enforcement administrators to develop and utilize viable and appropriate responsive policies.

Accurate data collection for hate crime requires proper training of enforcement personnel in incident recognition as well as cooperation and desire of enforcement communities to report these offenses without influence of special interest groups, media and politics.

Criteria for recognizing and reporting hate crimes have been prepared and distributed to all law enforcement agencies in Nevada. Enforcement personnel training is periodically offered by the Nevada UCR Program and the Federal Bureau of Investigation.

Information reported in this category includes the offense in relation to the bias incident, motivation (anti-race, anti-religion, anti-sexual orientation, anti-ethnicity, etc.) and identification of victims' and offenders' sex, race and ethnicity.

Nevada enforcement agencies reported 63 hate/bias incidents in 2007. There were 122 reported in 2006 and 79 reported in 2005.

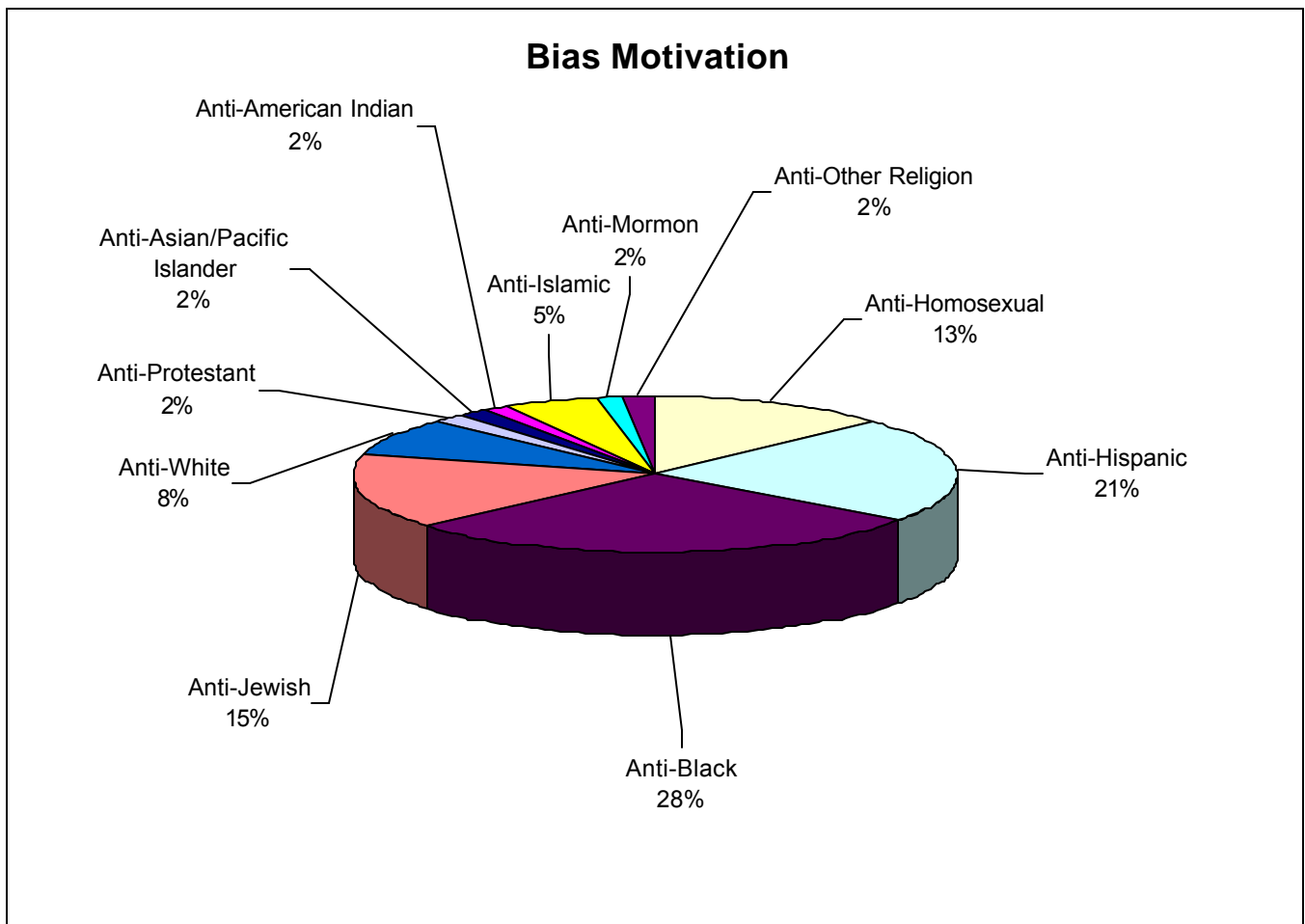
Reported Hate Crimes

MONTH	AGENCY	OFFENSE	LOCATION	MOTIVATION (ANTI)	VICTIM NUMBER	OFFENDER/ NUMBER
January	LAS VEGAS METRO	INTIMIDATION	RESIDENCE/HOME	ANTI-M- HOMOSEXUAL	INDIVIDUAL-1	WHITE-1
	LAS VEGAS METRO	INTIMIDATION	HIGHWAY/ROAD	ANTI-HISPANIC	INDIVIDUAL-1	WHITE-1
	LAS VEGAS METRO	AGGRAVATED ASSAULT	RESIDENCE/HOME	ANTI-BLACK	INDIVIDUAL-1	WHITE-1
	LAS VEGAS METRO	DESTRUCTION/DAMAGE	RESIDENCE/HOME	ANTI-BLACK	INDIVIDUAL-1	UNKNOWN-0
	LAS VEGAS METRO	SIMPLE ASSAULT	HIGHWAY/ROAD	ANTI-HISPANIC	INDIVIDUAL -2	WHITE-1
	WASHOE CO SCH DISTRICT	SIMPLE ASSAULT	SCHOOL	ANTI-JEWISH	INDIVIDUAL-1	WHITE-3
	WASHOE CO SCH DISTRICT	ROBBERY	BUS STOP	ANTI-WHITE	INDIVIDUAL-3	MULTI-RACIAL-5
February	LAS VEGAS METRO	INTIMIDATION	HIGHWAY/ROAD	ANTI-BLACK	INDIVIDUAL-01	WHITE-01
	LAS VEGAS METRO	INTIMIDATION	PHONE MESSAGES	ANTI HISPANIC	INDIVIDUAL-01	UNKNOWN-00
	LAS VEGAS METRO	AGGRAVATED ASSAULT	HIGHWAY/ROAD	ANTI-BLACK	INDIVIDUAL-01	WHITE-05
	LAS VEGAS METRO	AGGRAVATED ASSAULT	HIGHWAY/ROAD	ANTI HISPANIC	INDIVIDUAL-02	WHITE-1/ASIAN-1
March	NORTH LAS VEGAS	SIMPLE ASSAULT	RESIDENCE/HOME	ANTI-BLACK	INDIVIDUAL-1	WHITE-4
	NORTH LAS VEGAS	INTIMIDATION	RESIDENCE/HOME	ANTI-MALE HOMOSEXUAL	INDIVIDUAL-1	UNKNOWN-0
	LAS VEGAS METRO	DESTRUCTION/DAMAGE	CHURCH	ANTI-PROTESTANT	BUSINESS-1	UNKNOWN-0
	LAS VEGAS METRO	AGGRAVATED ASSAULT	BAR/NIGHT CLUB	ANTI-BLACK	INDIVIDUAL-1	WHITE-1
	LAS VEGAS METRO	AGGRAVATED ASSAULT	HIGHWAY/ROAD	ANTI-HISPANIC	INDIVIDUAL-1	BLACK-1
	LAS VEGAS METRO	SIMPLE ASSAULT	RESIDENCE/HOME	ANTI-WHITE	INDIVIDUAL-1	BLACK-1

MONTH	AGENCY	OFFENSE	LOCATION	MOTIVATION (ANTI)	VICTIM/ NUMBER	OFFENDER/ NUMBER
April	LAS VEGAS METRO	DESTRUCTION/DAMAGE	COMMERCIAL OFFICE BUILDING	ANTI-JEWISH	BUSINESS-1	UNKNWON-0
	LAS VEGAS METRO	DESTRUCTION/DAMAGE	RESIDENCE/HOME	ANTI-BLACK	INDIVIDUAL-1	UNKNOWN-0
	LAS VEGAS METRO	INTIMIDATION	COMMERCIAL OFFICE BUILDING	ANTI-MALE-HOMOSEXUAL	INDIVIDUAL-1	UNKNOWN-0
May	RENO PD	INTIMIDATION	HIGHWAY/ROAD/ALLEY	ANTI-ASIAN/PACIFIC ISLANDER	INDIVIDUAL-1	WHITE-1
	RENO PD	INTIMIDATION	AIR/BUS/TRAIN TERMINAL	ANTI-BLACK	INDIVIDUAL-2	WHITE-3
	WASHOE COUNTY SO	INTIMIDATION	RESIDENCE/HOME	ANTI-AMERICAN INDIAN	INDIVIDUAL-5	WHITE-1
	LAS VEGAS METRO	SIMPLE ASSAULT	AIR/BUS/TRAIN TERMINAL	ANTI-WHITE	INDIVIDUAL-2	BLACK-2
	LAS VEGAS METRO	AGGRAVATED ASSAULT	RESIDENCE/HOME	ANTI-HISPANIC	INDIVIDUAL-1	WHITE-1
	LAS VEGAS METRO	AGGRAVATED ASSAULT	RESIDENCE/HOME	ANTI-BLACK	INDIVIDUAL-6	WHITE-1
	LAS VEGAS METRO	INTIMIDATION	PARKING LOT/GARAGE	ANTI-HISPANIC	INDIVIDUAL-1	WHITE-2
	LAS VEGAS METRO	INTIMIDATION	BAR/NIGHT CLUB	ANTI-MALE HOMOSEXUAL	BUSINESS-1	UNKNOWN-0
	LAS VEGAS METRO	DESTRUCTION/DAMAGE	RESIDENCE/HOME	ANTI-MALE/FEMALE HOMOSEXUAL	INDIVIDUAL-1	UNKNOWN-0
	LAS VEGAS METRO	INTIMIDATION	TEXT MESSAGE	ANTI-BLACK	INDIVIDUAL-1	UNKNOWN-0
	LAS VEGAS METRO	ROBBERY	HIGHWAY/ROAD/ALLEY	ANTI-HISPANIC	INDIVIDUAL-1	WHITE-3
	NYE COUNTY SO	DESTRUCTION/DAMAGE	CHURCH	ANTI-BLACK	RELIGIOUS ORG-1	UNKNOWN-0
	June	LAS VEGAS METRO	INTIMIDATION	HIGHWAY/ROAD/ALLEY	ANTI-OTHER -ISLAMIC	INDIVIDUAL-1
LAS VEGAS METRO		ROBBERY	BUS TERMINAL	ANTI-HISPANIC	INDIVIDUAL-1	MULTI-RACIAL-2
NYE COUNTY SO		DESTRUCTION/DAMAGE	CHURCH	ANTI-BLACK	RELIGIOUS ORG-1	UNKNOWN-0
July	LAS VEGAS METRO	DESTRUCTION/DAMAGE	RESIDENCE/HOME	ANTI-HISPANIC	INDIVIDUAL-1	UNKNOWN-0
	LAS VEGAS METRO	DESTRUCTION/DAMAGE	RESIDENCE/HOME	ANTI-OTHER-ISLAMIC	INDIVIDUAL-1	UNKNOWN-0
	LAS VEGAS METRO	DESTRUCTION/DAMAGE	COMMERCIAL BUILDING	ANTI-BLACK	BUSINESS-1	WHITE-02
August	LAS VEGAS METRO	DESTRUCTION/DAMAGE	RESIDENCE/HOME	ANTI-JEWISH	INDIVIDUAL-1	UNKNOWN-00
	LAS VEGAS METRO	DESTRUCTION/DAMAGE	RESIDENCE/HOME	ANTI-BLACK	INDIVIDUAL-1	UNKNOWN-00
	LAS VEGAS METRO	AGGRAVATED ASSAULT	HIGHWAY/ROAD	ANTI-MALE HOMOSEXUAL	INDIVIDUAL-2	MULTI-RACIAL-03
	LAS VEGAS METRO	DESTRUCTION/DAMAGE	RESIDENCE/HOME	ANTI-HISPANIC	INDIVIDUAL-01	UNKNOWN-00
September	NYE COUNTY SO	DESTRUCTION/DAMAGE	CHURCH	ANTI-MORMON	RELIGIOUS ORG-1	UNKNOWN-00
	LAS VEGAS METRO	SIMPLE ASSAULT	CONVENIENCE STORE	ANTI MALE HOMOSEXUAL	INDIVIDUAL-1	WHITE-01
	LAS VEGAS METRO	DESTRUCTION/DAMAGE	RESIDENCE/HOME	ANTI-JEWISH	INDIVIDUAL-1	UNKNOWN-00
	LAS VEGAS METRO	AGGRAVATED ASSAULT	HIGHWAY/ROAD	ANTI-BLACK	INDIVIDUAL-1	WHITE-06
	LAS VEGAS METRO	SIMPLE ASSAULT	HIGHWAY/ROAD	ANTI-HISPANIC	INDIVIDUAL-2	BLACK-01
	LAS VEGAS METRO	AGGRAVATED ASSAULT	HIGHWAY/ROAD	ANTI-ISLAMIC	INDIVIDUAL-1	WHITE-01
October	RENO PD	ROBBERY	OTHER	ANTI MALE HOMOSEXUAL	INDIVIDUAL-1	WHITE-01
	LAS VEGAS METRO	AGGRAVATED ASSAULT	HIGHWAY/ROAD	ANTI-OTHER RELIGION	INDIVIDUAL-01	WHITE-01
	LAS VEGAS METRO	DESTRUCTION/DAMAGE	RESIDENCE/HOME	ANTI-JEWISH	INDIVIDUAL-01	UNKNOWN-00
	LAS VEGAS METRO	SIMPLE ASSAULT	HIGHWAY/ROAD	ANTI-BLACK	INDIVIDUAL-01	WHITE-01
	LAS VEGAS METRO	INTIMIDATION	RESIDENCE/HOME	ANTI-JEWISH	INDIVIDUAL-01	WHITE-01
November	LAS VEGAS METRO	SIMPLE ASSAULT	RESIDENCE/HOME	ANTI-WHITE	INDIVIDUAL-01	BLACK-01
	LAS VEGAS METRO	SIMPLE ASSAULT	RESIDENCE/HOME	ANTI-BLACK	INDIVIDUAL-01	WHITE-02
	LAS VEGAS METRO	DESTRUCTION/DAMAGE	RESIDENCE/HOME	ANTI-JEWISH	INDIVIDUAL-01	UNKNOWN-00
	LAS VEGAS METRO	SIMPLE ASSAULT	RESIDENCE/HOME	ANTI-HISPANIC	INDIVIDUAL-02	WHITE-01
	LAS VEGAS METRO	DESTRUCTION/DAMAGE	RESIDENCE/HOME	ANTI-JEWISH	INDIVIDUAL-01	UNKNOWN-00
	LAS VEGAS METRO	SIMPLE ASSAULT	RESIDENCE/HOME	ANTI-HISPANIC	INDIVIDUAL-01	BLACK-01
December	LAS VEGAS METRO	AGGRAVATED ASSAULT	DISCOUNT STORE	ANTI-WHITE	INDIVIDUAL-2	WHITE-2
	LAS VEGAS METRO	INTIMIDATION	RESIDENCE/HOME	ANTI-JEWISH	INDIVIDUAL-1	UNKNOWN-0
	LAS VEGAS METRO	INTIMIDATION	RESIDENCE/HOME	ANTI-JEWISH	INDIVIDUAL-1	UNKNOWN-0
	LAS VEGAS METRO	INTIMIDATION	RESIDENCE/HOME	ANTI-BLACK	INDIVIDUAL-1	UNKNOWN-0

Bias Motivation

Anti-Homosexual	8
Anti-Hispanic	14
Anti-Black	18
Anti-Jewish	10
Anti-White	5
Anti-Protestant	1
Anti-Asian/Pacific Islander	1
Anti-American Indian	1
Anti-Islamic	3
Anti-Mormon	1
Anti-Other Religion	1



Drug and Liquor Violations



STATE SEAL

The state seal is the first symbol Nevada adopted. A gold seal is embossed with the words, "The Great Seal of the State of Nevada" around the outer edge. Within this is a composite picture showing the mining, agriculture, industry, and scenery of Nevada under which is a scroll with the state motto "All for Our Country".



ARRESTS - DRUG AND LIQUOR VIOLATIONS

2007

Due to the nature of the violations, along with exceptional interest and concern by public officials and citizens of Nevada, a special review is provided for drug and alcohol-related arrests. Tables on the following pages display the number and age of people arrested in 2007.

The information provided here should be of interest to social agencies involved in the study of drugs and alcohol problems in Nevada. The information pinpoints the predominant drug and liquor arrests in Nevada by age and identifies potential problem areas.

Nevada drug arrests for all agencies totalled 14,779 (includes arrests by Nevada Department of Public Safety Investigation Division - NDI). DUI arrests for all agencies totalled 13,260.

Facts revealed by the table on drug violations for county and municipal agencies:

- 82.85% of juvenile arrests involved possession violations, 17.15% involved sale / manufacturing.
- 81.15% of adult arrests involved possession violations, 18.85% involved sale / manufacturing.
- Of the 14,779 drug arrests, 12,073 were male and 2,706 were female.
- The age group 21-29 accounted for most drug possession violations at 4,160 (38.42%).
- The age group 21-29 accounted for most drug sales/manufacturing violations at 991 (39.41%).

Facts revealed by the table on liquor violations for county and municipal agencies:

- 96.14% of juvenile arrests involved liquor laws, 3.86% were for driving under the influence (DUI).
- 35.39% of adult arrests involved liquor laws, 64.61% were for driving under the influence (DUI).
- A total of 13,170 adults were arrested for DUI, 90 juveniles were arrested.
- Of 13,260 DUI arrests in 2007, 10,678 were male, 2,582 were female.

Facts revealed by the tables on drug arrests by DPS Investigation Division.

- The age group 21-29 accounted for most NDI drug arrests with 115.
- There was a total of 380 drug arrests .

County and Municipal Drug and Liquor Arrests by Age - 2007

Age	Sales & Manufacturing	Possession	Total	DUI	Liquor Laws	Total	Total Drug & Liquor Arrests
Under 10	1	3	4	0	2	2	6
10-12	6	36	42	0	20	20	62
13-14	72	241	313	2	220	222	535
15	50	192	242	5	382	387	629
16	55	288	343	20	595	615	958
17	63	433	496	63	1,023	1,086	1,582
Total Juvenile Arrests	247	1,193	1,440	90	2,242	2,332	3,772
18	110	460	570	190	985	1,175	1,745
19	141	649	790	300	924	1,224	2,014
20	126	579	705	330	810	1,140	1,845
21-29	991	4,160	5,151	4,802	1,093	5,895	11,046
30-39	627	2,525	3,152	3,194	862	4,056	7,208
40-49	383	1,829	2,212	2,611	1,516	4,127	6,339
50-59	111	561	672	1,326	824	2,150	2,822
60 & Over	25	63	88	417	201	618	706
Total Adult Arrests	2,514	10,826	13,340	13,170	7,215	20,385	33,725
Grand Total	2,761	12,019	14,780	13,260	9,457	22,717	37,497

Nevada Department of Public Safety/Investigation Division Arrests for Drug Violations, 2007

								Total									Total	Total All
		<10	10-12	13-14	15	16	17	<18	18	19	20	21-29	30-39	40-49	50-59	60+	>18	Ages
Sales/Manufacturing Violations																		
Opium or cocaine and their derivatives (morphine, heroin, codeine)	M	0	0	0	0	0	2	2	4	4	2	7	3	1	0	0	21	23
	F	0	0	0	0	0	2	2	1	3	0	1	0	1	1	0	7	9
Marijuana	M	0	0	0	0	1	1	2	4	4	2	12	3	1	3	0	29	31
	F	0	0	0	0	0	0	0	0	1	0	1	0	1	0	0	3	3
Synthetic narcotics - Manufactured narcotics that can cause true drug addiction (Demerol, meth)	M	0	0	0	0	0	0	0	0	0	1	0	0	2	0	0	3	3
	F	0	0	0	0	0	0	0	0	0	0	0	1	0	0	0	1	1
Other dangerous, non-narcotic drugs (barbiturates, Benzedrine)	M	0	0	0	0	1	1	2	4	5	5	28	20	25	10	1	98	100
	F	0	0	0	0	0	1	1	1	4	1	13	15	7	3	0	44	45
Total Sales & Manufacturing		0	0	0	0	2	7	9	14	21	11	62	42	38	17	1	206	215
Possession Violations																	0	
Opium or cocaine and their derivatives (morphine, heroin, codeine)	M	0	0	0	0	0	0	0	0	0	0	0	0	0	0	0	0	0
	F	0	0	0	0	0	0	0	0	0	0	2	0	0	0	0	2	2
Marijuana	M	0	0	2	0	1	1	4	4	5	2	17	4	7	2	0	41	45
	F	0	0	0	0	0	1	1	0	2	2	6	0	2	0	0	12	13
Synthetic narcotics - Manufactured narcotics that can cause true drug addiction (Demerol, meth)	M	0	0	2	0	0	0	2	0	0	0	1	1	1	0	0	3	5
	F	0	0	0	0	0	0	0	0	0	0	1	2	2	0	0	5	5
Other dangerous, non-narcotic drugs (barbiturates, Benzedrine)	M	0	0	0	0	0	0	0	1	2	2	16	7	16	7	3	54	54
	F	0	0	0	0	0	0	0	2	3	2	10	11	11	2	0	41	41
Total Possession		0	0	4	0	1	2	7	7	12	8	53	25	39	11	3	158	165
Total		0	0	4	0	3	9	16	21	33	19	115	67	77	28	4	364	380

Stolen and Recovered Property Values



STATE GRASS – INDIAN RICEGRASS

Indian Ricegrass, once a staple food source for Nevada Indians, now provides valuable feed for wildlife and range livestock. This tough native grass, which is found throughout the State, is known for its ability to reseed and establish itself on sites damaged by fire or overgrazing.



STOLEN AND RECOVERED PROPERTY VALUES

2007

Supplementary reports relating to stolen and recovered property provide information on the estimated value of such property. Investigating officers have the obligation to assess the value of property stolen and recovered in each crime index offense. Officers are guided by the following instructions:

1. Use fair market value for items subject to depreciation
2. Use wholesale cost of goods stolen from retail establishments
3. Use victim's evaluation of non-depreciable items
4. Use cost of replacement to victims for new or almost new items

There was over \$260 million dollars worth of property reported stolen in Nevada during 2007. This value does not include the value of property damaged due to vandalism, malicious mischief or arson. Following are some pertinent facts regarding stolen property in Nevada in 2007:

- Property stolen totaled \$261,914,477
- Property recovered totaled \$74,438,602
- The rate of recovery was 28.4%
- The property type with the highest recovery percentage was motor vehicles at 70.1%
- The average rate of recovery for property stolen excluding motor vehicles was 4.3%
- Stolen property, excluding motor vehicles, was valued at \$165,837,453 with \$7,084,522 recovered

Breakdown by Type and Value of Property Stolen and Recovered

Property Type	2003		2004		2005		2006		2007	
	Stolen	Recovered	Stolen	Recovered	Stolen	Recovered	Stolen	Recovered	Stolen	Recovered
Currency, Notes, Etc...	\$19,558,267	\$331,586	\$20,039,671	\$410,980	\$17,623,890	\$636,814	\$23,821,840	\$375,953	\$25,660,607	\$711,870
Jewelry, Precious Metals	\$37,571,639	\$802,034	\$30,646,699	\$446,457	\$32,027,973	\$916,274	\$36,323,945	\$743,181	\$37,709,125	\$839,372
Clothing & Furs	\$6,138,731	\$431,597	\$6,645,020	\$1,299,476	\$3,898,758	\$354,469	\$5,357,122	\$370,019	\$7,667,053	\$505,598
Locally Stolen Motor Vehicles	\$108,949,504	\$60,648,185	\$98,440,231	\$57,616,032	\$107,173,437	\$61,110,817	\$103,765,475	\$68,828,152	\$96,077,024	\$67,354,080
Office Equipment	\$8,462,974	\$258,625	\$7,431,231	\$155,790	\$10,661,888	\$222,073	\$10,523,804	\$219,959	\$10,813,423	\$223,271
TVs, Radios, VCRs, Cameras	\$18,049,685	\$381,342	\$15,442,623	\$331,262	\$14,459,512	\$355,020	\$19,509,654	\$370,945	\$21,893,879	\$678,893
Firearms	\$1,435,125	\$90,125	\$1,399,755	\$104,661	\$1,466,799	\$87,458	\$1,747,597	\$147,781	\$1,822,133	\$224,773
Household Goods	\$4,013,942	\$168,350	\$3,608,568	\$128,024	\$3,628,800	\$151,460	\$4,820,525	\$281,580	\$7,025,257	\$194,675
Consumable Goods	\$3,462,831	\$177,977	\$1,643,440	\$370,755	\$1,002,543	\$105,677	\$1,028,201	\$124,096	\$1,511,690	\$149,119
Livestock	\$176,573	\$7,732	\$52,996	\$13,871	\$51,775	\$5,303	\$53,114	\$60,195	\$67,244	\$21,500
Miscellaneous	\$50,796,456	\$3,266,012	\$58,512,745	\$11,356,352	\$81,395,411	\$5,006,441	\$63,973,155	\$4,268,894	\$51,667,043	\$3,535,451
Total	\$258,615,728	\$66,563,566	\$243,862,979	\$72,233,659	\$273,390,786	\$68,951,806	\$270,924,432	\$75,790,756	\$261,914,477	\$74,438,602

Stolen/Recovered Property Report - 2007

Property Type	Boulder PD	Carlin PD	Carson SO	Churchill SO	Clark Co Schi Dist PD	Douglas SO	Elko PD	Elko SO	Esmeralda SO
Currency									
Stolen	\$65,920	\$34,641	\$57,393	\$31,768	\$20,763	\$128,783	\$24,399	\$28,985	\$1,340
Recovered	\$1	\$0	\$782	\$2,080	\$340	\$16,719	\$1,626	\$1,100	\$0
% Recovered	0.0%	0.0%	1.4%	6.5%	1.6%	13.0%	6.7%	3.8%	0.0%
Jewelry									
Stolen	\$262,716	\$550	\$182,866	\$17,334	\$23,470	\$79,470	\$28,818	\$49,042	\$0
Recovered	\$30,000	\$0	\$4,975	\$2,065	\$740	\$59,532	\$100	\$45,120	\$0
% Recovered	11.4%	0.0%	2.7%	11.9%	3.2%	74.9%	0.3%	92.0%	0.0%
Clothing									
Stolen	\$620	\$0	\$16,305	\$1,348	\$3,861	\$65,798	\$6,360	\$0	\$0
Recovered	\$0	\$0	\$2,443	\$31	\$200	\$1,224	\$758	\$0	\$0
% Recovered	0.0%	0.0%	15.0%	2.3%	5.2%	1.9%	11.9%	0.0%	0.0%
Motor Vehicle									
Stolen	\$178,310	\$61,300	\$666,730	\$154,000	\$396,966	\$381,223	\$333,630	\$175,100	\$0
Recovered	\$68,550	\$61,000	\$366,905	\$119,100	\$117,075	\$336,225	\$271,190	\$130,800	\$0
% Recovered	38.4%	99.5%	55.0%	77.3%	29.5%	88.2%	81.3%	74.7%	0.0%
Office Equipment									
Stolen	\$7,500	\$500	\$68,618	\$3,200	\$230,882	\$7,783	\$17,162	\$8,935	\$0
Recovered	\$1,000	\$500	\$858	\$0	\$2,150	\$698	\$3,000	\$0	\$0
% Recovered	13.3%	100.0%	1.3%	0.0%	0.9%	9.0%	17.5%	0.0%	0.0%
TV, VCR, Camera, Etc.									
Stolen	\$3,130	\$6,768	\$81,703	\$22,599	\$115,826	\$67,139	\$23,041	\$551	\$0
Recovered	\$330	\$425	\$7,048	\$225	\$760	\$13,095	\$1,636	\$100	\$0
% Recovered	10.5%	6.3%	8.6%	1.0%	0.7%	19.5%	7.1%	18.1%	0.0%
Firearm									
Stolen	\$8,400	\$180	\$8,715	\$17,125	\$50	\$6,800	\$3,980	\$5,955	\$0
Recovered	\$375	\$0	\$375	\$11,775	\$0	\$3,220	\$529	\$600	\$0
% Recovered	4.5%	0.0%	4.3%	68.8%	0.0%	47.4%	13.3%	10.1%	0.0%
Household Goods									
Stolen	\$630	\$1,510	\$4,065	\$15,184	\$1,694	\$22,994	\$5,520	\$236	\$0
Recovered	\$0	\$1,510	\$0	\$2,690	\$0	\$3,210	\$70	\$236	\$0
% Recovered	0.0%	100.0%	0.0%	17.7%	0.0%	14.0%	1.3%	100.0%	0.0%
Consumable Goods									
Stolen	\$39	\$425	\$1,134	\$2,019	\$2,671	\$6,804	\$3,591	\$250	\$0
Recovered	\$0	\$25	\$772	\$213	\$18	\$1,949	\$62	\$13	\$0
% Recovered	0.0%	5.9%	68.1%	10.5%	0.7%	28.6%	1.7%	5.2%	0.0%
Livestock									
Stolen	\$0	\$0	\$7,910	\$0	\$0	\$0	\$0	\$114	\$0
Recovered	\$0	\$0	\$0	\$0	\$0	\$0	\$0	\$100	\$0
% Recovered	0.0%	0.0%	0.0%	0.0%	0.0%	0.0%	0.0%	87.7%	0.0%
Misc.									
Stolen	\$220,308	\$3,959	\$503,605	\$167,419	\$511,781	\$366,175	\$161,562	\$44,917	\$0
Recovered	\$11,600	\$323	\$47,466	\$19,203	\$5,055	\$28,450	\$44,666	\$787	\$0
% Recovered	5.3%	8.2%	9.4%	11.5%	1.0%	7.8%	27.6%	1.8%	0.0%
TOTALS									
Stolen	\$747,573	\$109,833	\$1,599,044	\$431,996	\$1,307,964	\$1,132,969	\$608,063	\$314,085	\$1,340
Recovered	\$111,856	\$63,783	\$431,624	\$157,382	\$126,338	\$464,322	\$323,637	\$178,856	\$0
% Recovered	15.0%	58.1%	27.0%	36.4%	9.7%	41.0%	53.2%	56.9%	0.0%

Stolen/Recovered Property Report - 2007

Property Type	Eureka SO	Fallon PD	Henderson PD	Humboldt SO	Lander SO	LV Metro PD	Lincoln SO	Lovelock PD	Lyon SO
Currency									
Stolen	\$1,279	\$7,032	\$1,491,844	\$25,871	\$30,596	\$20,768,785	\$6,119	\$5,793	\$73,508
Recovered	\$0	\$0	\$5,016	\$9,283	\$395	\$63,935	\$0	\$0	\$956
% Recovered	0.0%	0.0%	0.3%	35.9%	1.3%	0.3%	0.0%	0.0%	1.3%
Jewelry									
Stolen	\$820	\$8,513	\$3,978,501	\$11,430	\$13,797	\$26,969,987	\$535	\$1,400	\$102,593
Recovered	\$0	\$0	\$89,069	\$3,150	\$0	\$450,372	\$0	\$0	\$500
% Recovered	0.0%	0.0%	2.2%	27.6%	0.0%	1.7%	0.0%	0.0%	0.5%
Clothing									
Stolen	\$0	\$1,290	\$503,048	\$230	\$3,917	\$6,113,835	\$0	\$0	\$2,866
Recovered	\$0	\$412	\$44,926	\$210	\$0	\$370,202	\$0	\$0	\$0
% Recovered	0.0%	31.9%	8.9%	91.3%	0.0%	6.1%	0.0%	0.0%	0.0%
Motor Vehicle									
Stolen	\$31,240	\$66,100	\$15,770,624	\$7,250	\$92,592	\$39,138,586	\$63,007	\$21,500	\$580,910
Recovered	\$30,300	\$71,600	\$11,569,211	\$6,750	\$16,500	\$24,506,658	\$33,407	\$15,000	\$399,526
% Recovered	97.0%	108.3%	73.4%	93.1%	17.8%	62.6%	53.0%	69.8%	68.8%
Office Equipment									
Stolen	\$700	\$750	\$525,769	\$9,844	\$6,185	\$8,474,865	\$0	\$0	\$27,737
Recovered	\$0	\$400	\$28,899	\$3,035	\$0	\$130,674	\$0	\$0	\$700
% Recovered	0.0%	53.3%	5.5%	30.8%	0.0%	1.5%	0.0%	0.0%	2.5%
TV, VCR, Camera, Etc.									
Stolen	\$79	\$5,476	\$1,869,720	\$7,068	\$8,968	\$13,800,263	\$150	\$130	\$119,833
Recovered	\$0	\$168	\$74,527	\$4,332	\$495	\$427,460	\$0	\$0	\$6,007
% Recovered	0.0%	3.1%	4.0%	61.3%	5.5%	3.1%	0.0%	0.0%	5.0%
Firearm									
Stolen	\$0	\$3,187	\$205,540	\$8,110	\$5,181	\$1,017,887	\$740	\$0	\$30,046
Recovered	\$0	\$150	\$31,669	\$5,893	\$0	\$136,015	\$0	\$0	\$4,617
% Recovered	0.0%	4.7%	15.4%	72.7%	0.0%	13.4%	0.0%	0.0%	15.4%
Household Goods									
Stolen	\$250	\$1,475	\$729,802	\$1,415	\$293	\$4,123,551	\$460	\$300	\$16,867
Recovered	\$0	\$126	\$34,285	\$760	\$21	\$77,569	\$20	\$0	\$0
% Recovered	0.0%	8.5%	4.7%	53.7%	7.2%	1.9%	4.3%	0.0%	0.0%
Consumable Goods									
Stolen	\$27	\$3,875	\$62,571	\$2,197	\$264	\$1,079,105	\$0	\$131	\$10,920
Recovered	\$12	\$186	\$23,420	\$302	\$97	\$88,706	\$0	\$10	\$1,892
% Recovered	44.4%	4.8%	37.4%	13.7%	36.7%	8.2%	0.0%	7.6%	17.3%
Livestock									
Stolen	\$0	\$0	\$5,000	\$0	\$3,500	\$5,957	\$0	\$0	\$0
Recovered	\$0	\$0	\$900	\$0	\$500	\$0	\$0	\$0	\$0
% Recovered	0.0%	0.0%	18.0%	0.0%	14.3%	0.0%	0.0%	0.0%	0.0%
Misc.									
Stolen	\$24,031	\$56,026	\$4,595,657	\$19,135	\$64,089	\$30,889,106	\$40,557	\$2,790	\$424,815
Recovered	\$3,008	\$4,541	\$719,203	\$6,355	\$27,700	\$2,048,230	\$3,920	\$435	\$55,610
% Recovered	12.5%	8.1%	15.6%	33.2%	43.2%	6.6%	9.7%	15.6%	13.1%
TOTALS									
Stolen	\$58,426	\$153,724	\$29,738,076	\$92,550	\$229,382	\$152,381,927	\$111,568	\$32,044	\$1,390,095
Recovered	\$33,320	\$77,583	\$12,621,125	\$40,070	\$45,708	\$28,299,821	\$37,347	\$15,445	\$469,808
% Recovered	57.0%	50.5%	42.4%	43.3%	19.9%	18.6%	33.5%	48.2%	33.8%

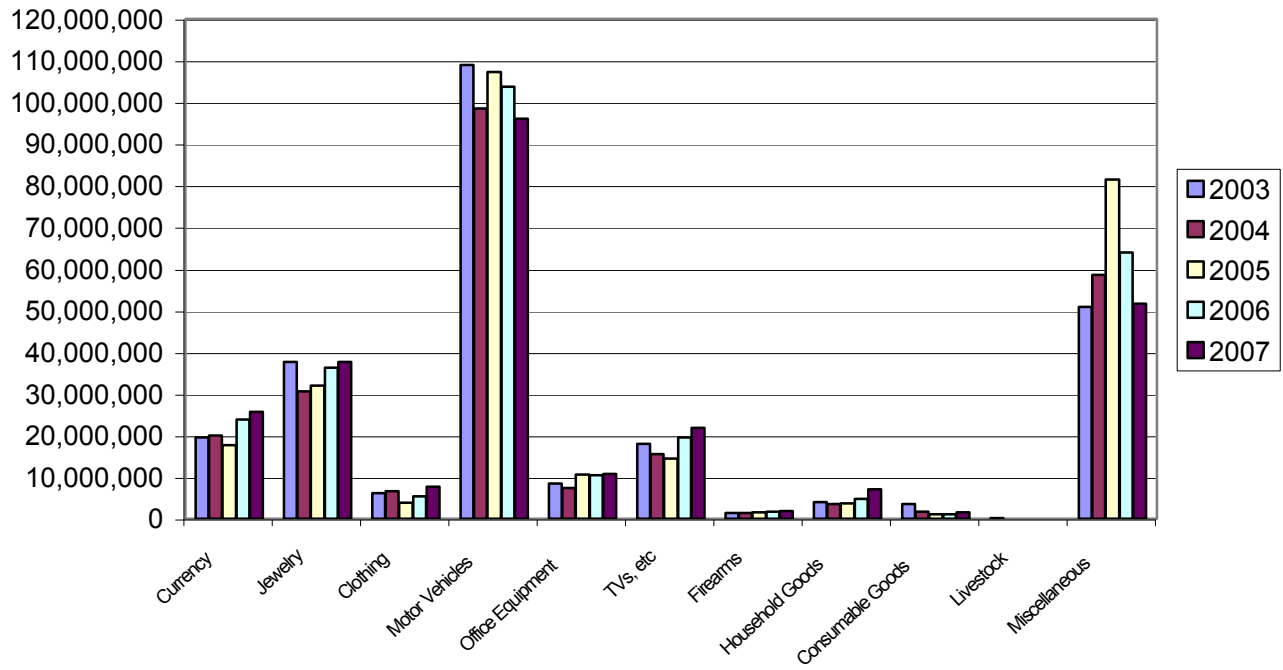
Stolen/Recovered Property Report - 2007

Property Type	Mesquite PD	Mineral SO	NLVPD	Nye SO	Pershing SO	Reno PD	Sparks PD	Storey SO	Taxicab	TMCC PD	UNLV PD
Currency											
Stolen	\$44,149	\$11,643	\$772,553	\$184,646	\$37,850	\$719,462	\$281,204	\$16,053	\$17,587	\$1,193	\$5,633
Recovered	\$5,538	\$150	\$7,638	\$37,636	\$0	\$13,654	\$8,634	\$99	\$0	\$0	\$0
% Recovered	12.5%	1.3%	1.0%	20.4%	0.0%	1.9%	3.1%	0.6%	0.0%	0.0%	0.0%
Jewelry											
Stolen	\$21,355	\$0	\$2,622,481	\$183,209	\$0	\$1,504,222	\$768,870	\$33,309	\$48,000	\$4,500	\$78,470
Recovered	\$600	\$0	\$53,365	\$13,785	\$0	\$51,874	\$20,331	\$100	\$0	\$0	\$0
% Recovered	2.8%	0.0%	2.0%	7.5%	0.0%	3.4%	2.6%	0.3%	0.0%	0.0%	0.0%
Clothing											
Stolen	\$1,246	\$0	\$627,882	\$1,948	\$540	\$194,124	\$76,079	\$4,021	\$1,605	\$50	\$11,762
Recovered	\$92	\$0	\$13,887	\$503	\$0	\$47,243	\$19,179	\$3,546	\$0	\$0	\$122
% Recovered	7.4%	0.0%	2.2%	25.8%	0.0%	24.3%	25.2%	88.2%	0.0%	0.0%	1.0%
Motor Vehicle											
Stolen	\$405,491	\$0	\$22,246,241	\$1,223,101	\$0	\$7,317,847	\$4,036,285	\$119,040	\$3,550	\$2,500	\$366,603
Recovered	\$261,075	\$0	\$18,600,785	\$599,793	\$0	\$5,524,166	\$2,869,479	\$50,500	\$0	\$0	\$165,976
% Recovered	64.4%	0.0%	83.6%	49.0%	0.0%	75.5%	71.1%	42.4%	0.0%	0.0%	45.3%
Office Equipment											
Stolen	\$930	\$0	\$9,271	\$108,349	\$900	\$712,146	\$293,818	\$5,000	\$0	\$51,345	\$0
Recovered	\$0	\$0	\$0	\$3,041	\$0	\$23,701	\$9,693	\$0	\$0	\$5,915	\$0
% Recovered	0.0%	0.0%	0.0%	2.8%	0.0%	3.3%	3.3%	0.0%	0.0%	11.5%	0.0%
TV, VCR, Camera, Etc.											
Stolen	\$2,858	\$250	\$3,156,304	\$60,163	\$1,569	\$1,048,155	\$893,930	\$8,363	\$46,520	\$1,470	\$209,872
Recovered	\$350	\$250	\$66,112	\$2,840	\$159	\$21,637	\$31,432	\$0	\$0	\$300	\$7,370
% Recovered	12.2%	100.0%	2.1%	4.7%	10.1%	2.1%	3.5%	0.0%	0.0%	20.4%	3.5%
Firearm											
Stolen	\$2,761	\$0	\$159,503	\$52,524	\$0	\$99,209	\$86,585	\$4,663	\$0	\$0	\$0
Recovered	\$744	\$0	\$6,963	\$569	\$0	\$4,603	\$7,176	\$0	\$0	\$0	\$0
% Recovered	26.9%	0.0%	4.4%	1.1%	0.0%	4.6%	8.3%	0.0%	0.0%	0.0%	0.0%
Household Goods											
Stolen	\$8,109	\$0	\$557,828	\$86,345	\$0	\$168,569	\$1,144,554	\$0	\$0	\$0	\$0
Recovered	\$1,202	\$0	\$4,622	\$3,471	\$0	\$4,771	\$60,112	\$0	\$0	\$0	\$0
% Recovered	14.8%	0.0%	0.8%	4.0%	0.0%	2.8%	5.3%	0.0%	0.0%	0.0%	0.0%
Consumable Goods											
Stolen	\$1,873	\$74	\$232,309	\$5,509	\$0	\$32,332	\$56,929	\$50	\$0	\$35	\$44
Recovered	\$1,151	\$0	\$10,893	\$561	\$0	\$11,904	\$5,922	\$0	\$0	\$0	\$0
% Recovered	61.5%	0.0%	4.7%	10.2%	0.0%	36.8%	10.4%	0.0%	0.0%	0.0%	0.0%
Livestock											
Stolen	\$0	\$0	\$5,535	\$13,985	\$23	\$2,670	\$0	\$1,000	\$0	\$0	\$0
Recovered	\$0	\$0	\$0	\$10,000	\$0	\$0	\$0	\$0	\$0	\$0	\$0
% Recovered	0.0%	0.0%	0.0%	71.5%	0.0%	0.0%	0.0%	0.0%	0.0%	0.0%	0.0%
Misc.											
Stolen	\$165,682	\$285	\$6,658,414	\$547,838	\$12,147	\$3,598,353	\$884,098	\$58,152	\$5,610	\$2,212	\$66,148
Recovered	\$22,534	\$0	\$77,139	\$71,127	\$2,771	\$169,032	\$74,354	\$2,020	\$0	\$0	\$1,873
% Recovered	13.6%	0.0%	1.2%	13.0%	22.8%	4.7%	8.4%	3.5%	0.0%	0.0%	2.8%
TOTALS											
Stolen	\$654,454	\$12,252	\$37,048,321	\$2,467,617	\$53,029	\$15,397,089	\$8,522,352	\$249,651	\$122,872	\$63,305	\$738,532
Recovered	\$293,286	\$400	\$18,841,404	\$743,326	\$2,930	\$5,872,585	\$3,106,312	\$56,265	\$0	\$6,215	\$175,341
% Recovered	44.8%	3.3%	50.9%	30.1%	5.5%	38.1%	36.4%	22.5%	0.0%	9.8%	23.7%

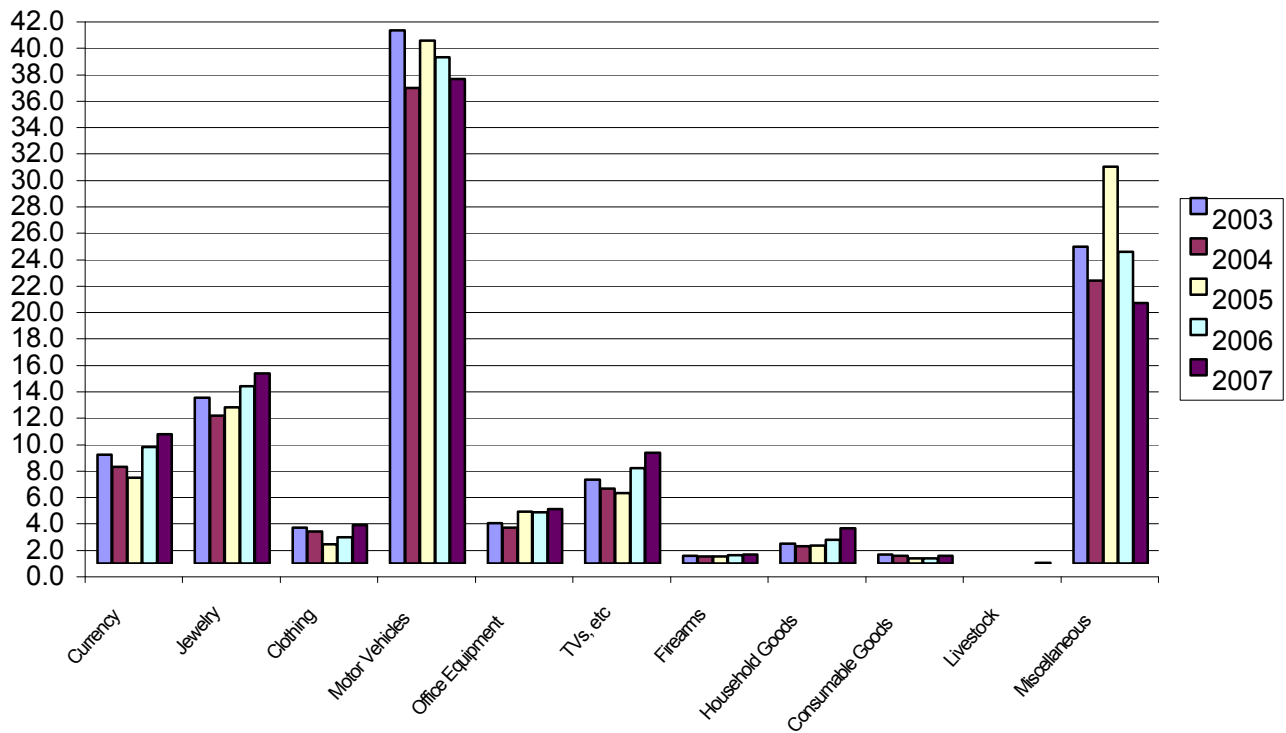
Stolen/Recovered Property Report - 2007

Property Type	UNR PD	Washoe SO	Washoe Schools PD	Wendover PD	White Pine SO	Winnemucca PD	Yerington PD	Total By Property
Currency								
Stolen	\$5,706	\$156,155	\$1,735	\$553,063	\$23,574	\$21,512	\$2,070	\$25,660,607
Recovered	\$0	\$1,606	\$594	\$533,408	\$0	\$680	\$0	\$711,870
% Recovered	0.0%	1.0%	34.2%	96.4%	0.0%	3.2%	0.0%	2.8%
Jewelry								
Stolen	\$239	\$684,331	\$700	\$8,262	\$8,875	\$9,460	\$1,000	\$37,709,125
Recovered	\$0	\$13,185	\$400	\$102	\$0	\$7	\$0	\$839,372
% Recovered	0.0%	1.9%	57.1%	1.2%	0.0%	0.1%	0.0%	2.2%
Clothing								
Stolen	\$1,450	\$23,875	\$260	\$1,710	\$0	\$1,023	\$0	\$7,667,053
Recovered	\$0	\$570	\$0	\$0	\$0	\$50	\$0	\$505,598
% Recovered	0.0%	2.4%	0.0%	0.0%	0.0%	4.9%	0.0%	6.6%
Motor Vehicle								
Stolen	\$70,500	\$2,035,328	\$0	\$38,500	\$42,000	\$50,970	\$0	\$96,077,024
Recovered	\$77,000	\$1,001,039	\$0	\$36,500	\$36,500	\$11,470	\$0	\$67,354,080
% Recovered	109.2%	49.2%	0.0%	94.8%	86.9%	22.5%	0.0%	70.1%
Office Equipment								
Stolen	\$25,025	\$195,397	\$12,912	\$2,700	\$3,500	\$1,700	\$0	\$10,813,423
Recovered	\$3,999	\$3,349	\$1,409	\$250	\$0	\$0	\$0	\$223,271
% Recovered	16.0%	1.7%	10.9%	9.3%	0.0%	0.0%	0.0%	2.1%
TV, VCR, Camera, Etc.								
Stolen	\$21,185	\$253,854	\$19,610	\$14,496	\$15,803	\$6,983	\$50	\$21,893,879
Recovered	\$1,850	\$2,457	\$4,278	\$1,050	\$0	\$2,200	\$0	\$678,893
% Recovered	8.7%	1.0%	21.8%	7.2%	0.0%	31.5%	0.0%	3.1%
Firearm								
Stolen	\$0	\$86,603	\$0	\$450	\$2,659	\$4,305	\$975	\$1,822,133
Recovered	\$0	\$9,050	\$0	\$450	\$0	\$0	\$0	\$224,773
% Recovered	0.0%	10.4%	0.0%	100.0%	0.0%	0.0%	0.0%	12.3%
Household Goods								
Stolen	\$0	\$131,325	\$1,512	\$354	\$250	\$150	\$15	\$7,025,257
Recovered	\$0	\$0	\$0	\$0	\$0	\$0	\$0	\$194,675
% Recovered	0.0%	0.0%	0.0%	0.0%	0.0%	0.0%	0.0%	2.8%
Consumable Goods								
Stolen	\$50	\$4,041	\$564	\$771	\$559	\$527	\$0	\$1,511,690
Recovered	\$0	\$219	\$329	\$65	\$16	\$382	\$0	\$149,119
% Recovered	0.0%	5.4%	58.3%	8.4%	2.8%	72.5%	0.0%	9.9%
Livestock								
Stolen	\$700	\$20,050	\$0	\$0	\$800	\$0	\$0	\$67,244
Recovered	\$0	\$10,000	\$0	\$0	\$0	\$0	\$0	\$21,500
% Recovered	0.0%	49.9%	0.0%	0.0%	0.0%	0.0%	0.0%	32.0%
Misc.								
Stolen	\$67,110	\$1,412,742	\$30,241	\$7,245	\$29,814	\$13,765	\$11,255	\$51,667,043
Recovered	\$11,290	\$58,760	\$730	\$2,095	\$5,358	\$5,482	\$4,334	\$3,535,451
% Recovered	16.8%	4.2%	2.4%	28.9%	18.0%	39.8%	38.5%	6.8%
TOTALS								
Stolen	\$191,965	\$5,003,701	\$67,534	\$627,551	\$127,834	\$110,395	\$15,365	\$261,914,477
Recovered	\$94,139	\$1,100,235	\$7,740	\$573,920	\$41,874	\$20,271	\$4,334	\$74,438,602
% Recovered	49.0%	22.0%	11.5%	91.5%	32.8%	18.4%	28.2%	28.4%

Value of Stolen Property by Type (\$)



Stolen Property by Type (%)



Enforcement Personnel Employment Data



NEVADA STATE QUARTER

The Nevada State Quarter was the 36th coin released in the United States Mint's 50 Quarters Program. Nevada was the 36th state to be admitted to the union. The quarter depicts a trio of wild mustangs, the sun rising behind snow-capped mountains, bordered by sagebrush and a banner that reads "The Silver State".

Nevada is home to more than 50 percent of the Nation's wild horses. The wild horses dominate the Great Basin in vast deserts and the more than 150 mountain ranges.



ENFORCEMENT PERSONNEL EMPLOYMENT DATA

2007

The Uniform Crime Reporting Program in Nevada compiles information on enforcement personnel statewide as of October 31, 2007. Included are the total number of sworn and civilian support personnel with each agency broken out by gender. Also provided in this section are ratios of police to population.

A wide variety of factors unique to different jurisdictions affect the number of employees utilized by various law enforcement agencies to enable them to fulfill their service requirements. Because of this, persons attempting to make comparisons of population/enforcement personnel ratios between agencies/jurisdictions should do so cautiously. The State of Nevada, especially, with highly transient and seasonal population variations, has enforcement requirements which differ from many other jurisdictions.

Usage of the term "full-time sworn", when referring to enforcement personnel, does not necessarily mean they are engaged in what the public generally perceives as "regular" police duties, such as investigations, patrol, deterrence, etc. The number of personnel available for "regular" duties is affected by regulatory, correctional, administrative and special assignments. Consideration of in-house duties and responsibilities should temper comparisons of agencies.

Sworn Personnel

- During 2007, there were 4844 full-time sworn municipal personnel in Nevada, providing 2.09 officers per 1,000 residents for urban population areas.
- There were 1068 full-time sworn deputies employed by Nevada's 15 sheriff's departments in 2007, and 493 troopers with the Nevada Highway Patrol. The ratio of enforcement personnel for every 1,000 population in the rural areas was 3.88.
- Statewide, there were 6,405 full-time sworn law enforcement officers in 2007. This represents an overall ratio of 2.77 officers per 1,000 Nevada residents.
- Nationally in 2006, the latest full year of data available, a total of 14,336 city, county and state police agencies employed 683,396 full-time officers and 303,729 civilians, who provided services to more than 283 million inhabitants.
- Regionally, the highest ratios of sworn officers to population in 2006 remained unchanged in the Northeast states, where there were 3.5 per 1,000 inhabitants. The South had a rate of 3.4, the Midwest had 2.7 and the West had the lowest ratio of 2.4.
- The national rate of full time law enforcement employees (sworn and civilian) per 1,000 inhabitants was 3.5 in 2006, an increase from the rate of 3.0 in 2005.

Civilian Personnel

- Municipal police departments in Nevada in 2007 employed a total of 2,193 full-time civilians.
- Sheriff's departments statewide maintained 524 full-time civilian employees in 2007. The Nevada Highway Patrol employed a total of 391.
- The total number of full-time civilian support personnel employed statewide in 2007 was 3,109.

*The criminal statistics within this publication are only those criminal statistics reported to the Uniform Crime Reporting Program the participating law enforcement agencies.

Nevada Full-time Enforcement Employees As of October 31, 2007

Agency	Sworn Employees			Civilian Employees			Total Employees		
	Male	Female	Total	Male	Female	Total	Male	Female	Total
Boulder City PD	30	4	34	1	12	13	31	16	47
Carlin PD	5	0	5	0	1	1	5	1	6
Carson City SO	89	6	95	11	35	46	100	41	141
Churchill SO	37	3	40	0	9	9	37	12	49
Clark Co School PD	137	13	150	19	21	40	156	34	190
Douglas SO	97	10	107	1	13	14	98	23	121
Elko SO	49	6	55	2	13	15	51	19	70
Elko PD	41	0	41	0	5	5	41	5	46
Esmeralda SO	9	1	10	1	3	4	10	4	14
Eureka SO	8	0	8	3	8	11	11	8	19
Fallon PD	20	1	21	3	10	13	23	11	34
Henderson PD	318	36	354	25	115	140	343	151	494
Humboldt SO	31	4	35	0	16	16	31	20	51
Lander SO	13	4	17	2	12	14	15	16	31
Las Vegas Fire Dept	10	3	13	0	2	2	10	5	15
Las Vegas Metro PD	2,823	391	3,214	342	1,256	1,598	3,165	1,647	4,812
Lincoln SO	25	1	26	1	5	6	26	6	32
Lovelock PD	6	0	6	0	1	1	6	1	7
Lyon SO	71	7	78	6	27	33	77	34	111
Mesquite PD	29	2	31	5	8	13	34	10	44
Mineral SO	18	0	18	0	6	6	18	6	24
Nevada Highway Patrol	445	48	493	114	277	391	559	325	884
North Las Vegas PD	266	32	298	35	120	155	301	152	453
Nye SO	91	13	104	4	39	43	95	52	147
Pershing SO	12	0	12	2	5	7	14	5	19
Reno PD	331	30	361	15	75	90	346	105	451
Sparks PD	105	9	114	2	50	52	107	59	166
Storey SO	21	3	24	1	2	3	22	5	27
Taxicab	34	2	36	11	15	26	45	17	62
TMCC PD	5	0	5	3	2	5	8	2	10
UNLV PD	32	5	37	7	10	17	39	15	54
UNR PD	25	2	27	1	5	6	26	7	33
Washoe School PD	30	8	38	0	4	4	30	12	42
Washoe SO	406	32	438	94	200	294	500	232	732
West Wendover PD	11	3	14	2	5	7	13	8	21
White Pine SO	24	1	25	0	6	6	24	7	31
Winnemucca PD	16	0	16	0	2	2	16	2	18
Yerington PD	5	0	5	0	1	1	5	1	6
Total	5,725	680	6,405	713	2,396	3,109	6,438	3,076	9,514

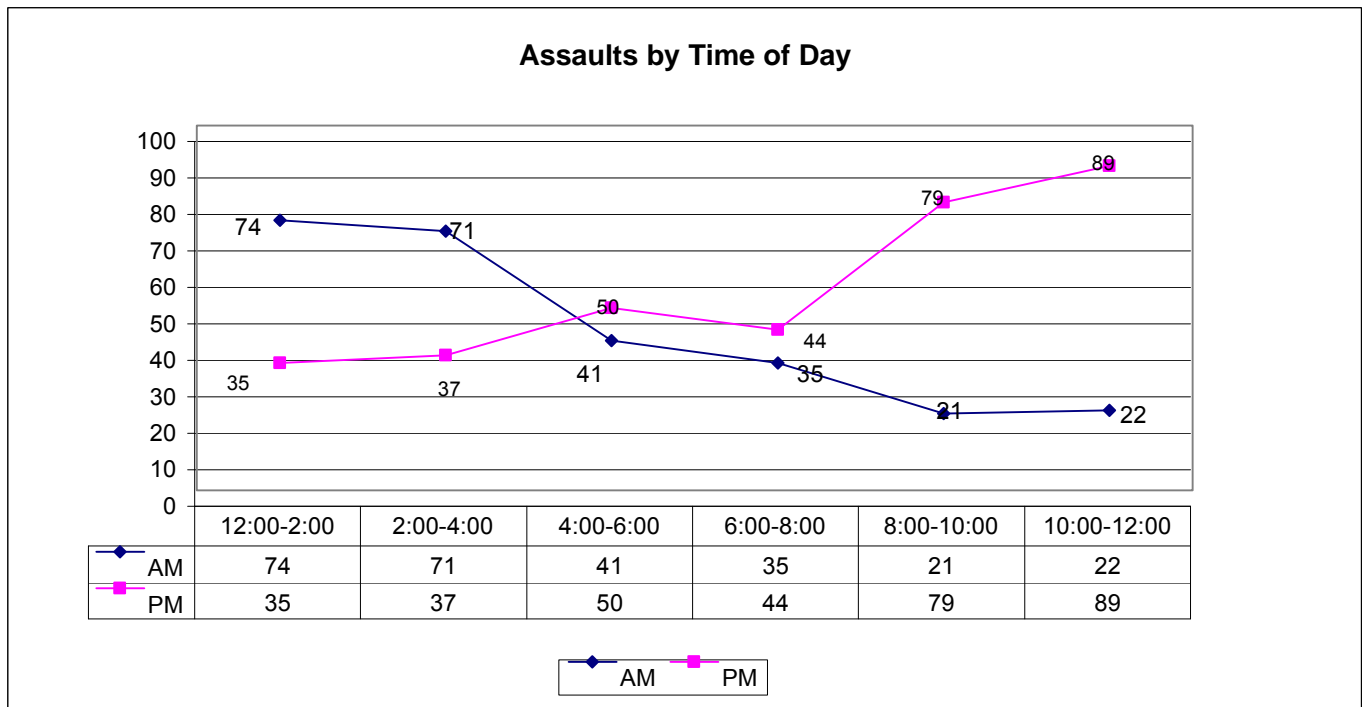
*The criminal statistics within this publication are only those criminal statistics reported to the Uniform Crime Reporting Program by the participating law enforcement agencies.

ASSAULTS ON LAW ENFORCEMENT PERSONNEL

Nevada UCR compiles detailed monthly data regarding the problem of assaults on law enforcement personnel. The following displays more noticeable points on this issue.

Facts - 2007 Assaults

- In 2007 there was a total of 598 assaults on law enforcement personnel in Nevada, compared to 612 in 2006.
- The ratio of assaults per 100 officers was 11.78 (11.03 in 2006).
- The greatest number of officer assaults occurred while responding to domestic and other disturbance calls--277 or 46.3% of the total. (269 - 43.9% in 2006).
- Most assaults on officers involved the use of hands, fists, feet, etc., accounting for 455 incidents or 76.0% (467 - 76.3% in 2006).
- Personal injury to officers occurred in 216 (36.1%) of the 598 incidents, while 382 (63.8%) escaped injury.
- 21.7% or 130 of the assaults were aimed at officers who were alone, while 468 (78.3%) involved assisted personnel.
- The time period during which the most assaults occurred was between 10:00 p.m. and 12:00 p.m., with 89 incidents (14.8%). Another 79 (13.2%) took place between 8:00 p.m. and 10:00 p.m.
- Law enforcement cleared 559 (93.5%) of all assaults on personnel.



*The criminal statistics within this publication are only those criminal statistics reported to the Uniform Crime Reporting Program by the participating law enforcement agencies.

Officer Assaults by Activity/Weapon/Assignment - 2007

Activity Type	Total Assaults	Number Cleared	Firearm	Knife/Cutting Device	Other Dangerous Weapon	Hands, Fists, Feet, Etc.	2-Officer Vehicle	1-Officer Vehicle-Alone	1-Officer Vehicle-Assisted	Det./Spec/Assign.-Alone	Det./Spec/Assign.-Assisted	Other-Alone	Other-Assisted
Domestic/Other Disturbance	277	251	14	6	49	208	160	41	70	1	3	1	1
Burglary in Progress	10	10	4	0	0	6	8	0	0	0	0	0	2
Robbery in Progress	4	2	1	1	1	1	1	1	1	0	0	0	1
Attempting other Arrest	48	46	0	0	5	43	14	19	13	0	0	1	1
Civil Disorder	10	8	0	0	0	10	0	0	0	0	0	2	8
Handling Prisoner	58	56	0	1	4	53	12	3	22	1	3	0	17
Investigate Suspicious Persons/Circumstances	45	44	0	2	12	31	24	6	9	0	0	3	3
Ambush-No Warning	0	0	0	0	0	0	0	0	0	0	0	0	0
Mentally Deranged	4	4	0	0	1	3	0	1	2	0	0	0	1
Traffic Pursuits/Stops	82	80	0	0	32	50	31	33	17	0	1	1	0
All Other	60	58	1	1	8	50	13	14	18	0	4	2	8
Totals	598	559	20	11	112	455	263	118	152	2	11	10	42
	Total Assaults		Firearm	Knife/Cutting Item	Other Weapon	Hands, Fists, Feet, Etc.							
With Injury	216		3	2	22	189							
Without Injury	382		17	10	95	260							

*The criminal statistics within this publication are only those criminal statistics reported to the Uniform Crime Reporting Program by the participating law enforcement agencies.

Classification of Offenses



STATE REPTILE - DESERT TORTOISE

The Desert Tortoise lives in the extreme southern parts of Nevada. The reptile spends much of his life in underground burrows to escape the harsh summer heat and winter cold. It can live to be more than 70 years old.



CLASSIFICATION OF OFFENSES

Uniformity in reporting under the Nevada Uniform Crime Reporting System is based on the proper classification of offenses reported to or known by the police. The adoption of the National System of Uniform Crime Reporting included the utilization of the offense classifications of that system. Law enforcement in this State has made accurate application of those classifications in the reports submitted to the Nevada Uniform Crime Reporting Program. In view of the need for compatibility with the National System, "offenses" under the program are not distinguished by designation of "misdemeanors", "felonies" or violations of municipal ordinances. The explanations of offense classifications may vary slightly from language used by those familiar with Nevada State Law. However, the major categories of offense classification remain the same between the national and state level.

PART I OFFENSES

Offense data consists of information that has been extracted from reports of Part I crimes that have come to the attention of Nevada Law Enforcement Agencies. In general, Part I crimes are usually reported to law enforcement agencies. Part I crimes are comprised of the following offenses.

1. HOMICIDE

1a. Murder and Non-Negligent Manslaughter - *The unlawful killing of a human being with malice aforethought.*

General Rule - Any death due to a fight, quarrel, argument, assault or commission of a crime.

1b. Manslaughter by Negligence - *The unlawful killing of a human being, by another, through gross negligence.*

General Rule - The killing may result from the commission of an unlawful act or from a lawful act performed with gross negligence.

2. FORCIBLE RAPE

2a. Rape by Force - *The carnal knowledge of a female forcibly and against her will.*

General Rule - Forcible rape of a female, excluding carnal abuse (statutory rape) or other sex offenses.

2b. Attempted Forcible Rape - *All assaults and attempts to rape.*

3. ROBBERY

The felonious and forcible taking of the property of another, against his will, by violence or by putting him in fear. Includes all attempts.

3a. Gun - All robberies and attempted robberies involving the use of any type firearm (revolvers, automatic pistols, shotguns, zip guns, rifles, pellet guns, etc.)

3b. Knife or Cutting Instrument - All robberies and attempted robberies involving the use of cutting or stabbing objects (knife, razor, hatchet, axe, scissors, glass, dagger, ice pick, etc.)

3c. Other Dangerous Weapon - All robberies or attempted robberies when any other object or thing is used as a weapon. (This includes clubs, bricks, jack handles, explosives, acid, etc.)

3d. Strong Arm-Hands, Fists, Feet, etc. - All robberies which include mugging and similar offenses where no weapon is used, but strong-arm tactics are employed to deprive the victim of his property. This is limited to hands, arms, fists, feet, etc. As in armed robbery, all attempts are included.

4. ASSAULT

An assault is an attempt or offer, with unlawful force or violence, to do physical injury to another.

General Rule - All assaults will be classified in the following categories excluding assaults with intent to rob or rape.

- 4a. Gun - All assaults and attempted assaults involving the use of any type of firearm (revolvers, automatic pistols, shotguns, zip guns, etc.)
- 4b. Knife or Cutting Instrument - All assaults and attempted assaults, involving the use of cutting or stabbing objects (knife, razor, hatchet, axe, scissors, glass, dagger, ice pick, etc.)
- 4c. Other Dangerous Weapon - All assaults or attempted assaults when any other object or thing is used as a weapon (clubs, bricks, jack handles, explosives, acid, poison, burning, and cases of attempted drowning, etc.)
- 4d. Hands, Fists, Feet, Etc. - Aggravated Assaults which are of an aggravated nature when hands, fists, feet, etc., are used. To be classified as aggravated assault, the attack must result in serious injury.

5. BURGLARY

Breaking and Entering - Unlawful entry or attempted forcible entry of any structure to commit a felony or larceny.

Note: For Uniform Crime Reporting purposes the terms "Burglary" and "Breaking and Entering" are considered synonymous. All such offenses and attempts are scored as burglary. Breaking and Entering of a motor vehicle is classified as a larceny for Uniform Crime Reporting purposes.

General Rule - Any unlawful entry or attempted forcible entry of any dwelling house, attached structure, public building, shop, office, factory, storehouse, apartment, house trailer (considered to be a permanent structure), warehouse, mill, barn, camp, other building, ship or railroad car.

- 5a. Forcible Entry - All offenses where force of any kind is used to enter unlawfully a locked structure, with intent to steal or commit a felony. This includes entry by use of a master key, celluloid, or other device that leaves no outward mark but is used to open a lock. Concealment inside a building, followed by the breaking out of the structure is also included.
- 5b. Unlawful Entry - No Force - Any unlawful entry without any evidence of forcible entry.
- 5c. Attempted Forcible Entry - When determined that forcible entry has been attempted.

6. LARCENY-THEFT (except auto theft)

The unlawful taking of the property of another with intent to deprive him of ownership.

General Rule - All larcenies and thefts resulting from pocket-picking, purse-snatching, shoplifting, larceny from auto, larceny of auto parts and accessories, theft of bicycles, larceny from buildings, and from coin-operated machines. Any theft that is not a robbery or the result of breaking and entering is included. Embezzlement, larceny by bailee, fraud or bad check cases is excluded.

7. MOTOR VEHICLE THEFT

The larceny or attempted larceny of a motor vehicle.

General Rule - This classification includes the theft or attempted theft of a motor vehicle which, for Uniform Crime Reporting designation, is described as a self-propelled vehicle that runs on the surface of the land and not on rails. Excludes reported offenses where there is a lawful access to the vehicle, such as a family situation or unauthorized use by others with lawful access to the vehicle (chauffeur, employees, etc.) Includes "Joy Riding." Excluded from this category are airplanes, boats, farm equipment and heavy construction vehicles, which are scored in the larceny category.

8. ARSON

The willful or malicious burning to defraud, a dwelling house, church, college, jail, meeting house, public building, or any building, ship or vessel, motor vehicle or aircraft, contents of buildings, personal property of another, goods or chattels, crops, trees, fences, gates, lumber, woods, bogs, marshes, meadows, etc., are scored as arson.

Include all arrests for violations of state laws and municipal ordinances relating to arson and attempted arson.

PART II OFFENSES

The Part II offenses encompass all other crime classifications outside of those defined as Part I offenses. In November 1932, the national UCR Program adopted a Standard Classification of Offenses for the compilation of criminal statistics. This classification was devised and adopted in order that law enforcement, judicial and penal statistics might be uniformly compiled in terms of a single classification of offenses. The definitions of the Part II offenses that follow include some of the offense titles described in NRS and in county or municipal code. These titles have been included as descriptive data to aid in determining the offenses that are included or excluded from each classification.

9. OTHER ASSAULTS

Assaults and attempted assaults where no weapon was used or which did not result in serious or aggravate injury to the victim are included as other assaults.

Examples of local jurisdiction offense titles that would be included in "other assaults" are:

- A. Simple assault
- B. Minor assault
- C. Assault and battery
- D. Injury by culpable negligence
- E. Resisting or obstructing an officer
- F. Intimidation
- G. Coercion
- H. Hazing
- I. Attempts to commit the above

10. FORGERY AND COUNTERFEITING

In the majority of states, forgery and counterfeiting are treated as allied offenses. Placed in this class are all offenses dealing with the making, altering, uttering or possessing, with intent to defraud, anything false in the semblance of that which is true. Including:

- A. Altering or forging public or other records
- B. Making, altering, forging or counterfeiting bills, notes, drafts, tickets, checks, credit cards, etc.
- C. Forging wills, deeds, bonds, seals, trademarks, etc.
- D. Counterfeiting coins, plates, bank notes, checks, etc.
- E. Possessing or uttering forged or counterfeited instruments
- F. Erasures
- G. Signing the name of another or fictitious person with intent to defraud
- H. Using forged labels
- I. Possession, manufacture, etc., of counterfeiting apparatus
- J. Selling goods with altered, forged, or counterfeited trademarks
- K. All attempts to commit above

11. FRAUD

Fraudulent conversion and obtaining money or property by false pretense. Include:

- A. Bad checks, except forgeries or counterfeiting
- B. Confidence games
- C. Leaving full-service gas station without paying attendant
- D. Unauthorized withdrawal of money from an automatic teller machine
- E. Attempts to commit the above

12. EMBEZZLEMENT

Misappropriation or misapplication of money or property entrusted to one's care, custody or control. Attempts are included.

13. STOLEN PROPERTY; BUYING, RECEIVING, POSSESSING

Included in this class are all offenses of buying, receiving, and possessing stolen property, as well as all attempts to commit any of these offenses.

14. VANDALISM

Vandalism consists of the willful or malicious destruction, injury, disfigurement or defacement of any public or private property, real or personal, without consent of the owner or person having custody or control by cutting, tearing, breaking, marking, painting, covering with filth, or any other such means as may be specified by local law. This offense covers a wide range of malicious behavior directed at property, such as: cutting auto tires, drawing obscene pictures on public restrooms walls, smashing windows, destroying school records, tipping over gravestones, defacing library books, etc. Attempts are included.

15. WEAPONS; CARRYING, POSSESSING, CONCEALING

This class deals with weapons offenses, regulatory in nature such as:

- A. Manufacture, sale, or possession of deadly weapons
- B. Carrying deadly weapons, concealed or openly
- C. Using, manufacturing, etc., silencers
- D. Furnishing deadly weapons to minors
- E. Aliens possessing deadly weapons
- F. All attempts to commit any of the above

16. PROSTITUTION & COMMERCIALIZED VICE

Included in this class are sex offenses of a commercialized nature such as:

- A. Prostitution
- B. Keeping a bawdyhouse, disorderly house or house of ill repute
- C. Pandering, procuring, transporting or detaining women for immoral purposes
- D. All attempts to commit the above

17. SEX OFFENSES (except forcible rape, prostitution, commercialized vice)

Includes offenses against chastity, common decency, morals, and the like, such as:

- A. Adultery and fornication
- B. Buggery

- C. Incest
- D. Indecent exposure
- E. Indecent liberties
- F. Seduction
- G. Sodomy or crime against nature
- H. Statutory rape - (no force)
- I. All attempts to commit any of the above

18. DRUG ABUSE VIOLATIONS

Drug abuse violation arrests are requested on the basis of the narcotics used. Included are all arrests for violations of state and local ordinances, specifically those relating to the unlawful possession, sale, use, growing, manufacturing and making of narcotic drugs.

SALE / MANUFACTURING

- A. Opium or cocaine and their derivatives (morphine, heroin, codeine)
- B. Marijuana
- C. Synthetic narcotics - manufactured narcotics which can cause true drug addiction (Demerol, Methadones)
- D. Dangerous non-narcotic drugs (barbiturates, Benzedrine)

POSSESSION

- E. Opium or cocaine and their derivatives (morphine, heroin, codeine)
- F. Marijuana
- G. Synthetic narcotics - manufactured narcotics which can cause true drug addiction (Demerol, Methadones)
- H. Dangerous non-narcotic drugs (barbiturates, Benzedrine)

Includes all attempts to sell, manufacture, or possess any of the above

19. GAMBLING

All charges which relate to promoting, permitting or engaging in gambling. To provide a more refined collection of gambling arrests, the following break - downs are furnished:

- A. Bookmaking (horse and sport books)
- B. Numbers and lottery
- C. All other

20. OFFENSES AGAINST FAMILY & CHILDREN

Included are all charges of non-support and neglect of family and children, such as:

- A. Desertion, abandonment, or non-support of spouse or child
- B. Neglect or abuses of spouse or child (if injury is serious, score as aggravated assault)
- C. Non-payment of alimony
- D. All attempts to commit any of the above

Note: Not counted are victims of these charges who are merely taken into custody for their own protection.

21. DRIVING UNDER THE INFLUENCE

This class is limited to the driving or operating of any vehicle while drunk or under the influence of liquor or narcotic drugs. It includes:

- A. Operating a motor vehicle while under the influence
- B. Operating an engine, train, streetcar, boat, etc., while under the influence

22. LIQUOR LAWS

With the exception of "Drunkenness" (offense 23) and "Driving under the Influence" (offense 21), liquor law violations, state or local, are placed in this class, excluding federal violations. It includes:

- A. Manufacturing, sale, transportation, furnishing, possessing, etc., intoxicating liquor
- B. Maintaining unlawful drinking places
- C. Bootlegging
- D. Operating a still
- E. Furnishing liquor to a minor or intemperate person
- F. Using a vehicle for illegal transportation of liquor
- G. Drinking on train or public conveyance
- H. All attempts to commit any of the above

23. DRUNKENNESS

Included in this class are all offenses of drunkenness or intoxication, with the exception of "Driving under the Influence" (offense 21).

- A. Drunkenness
- B. Drunk and disorderly
- C. Common or habitual drunkard
- D. Intoxication

24. DISORDERLY CONDUCT

In this class are placed all charges of committing a breach of the peace. Include:

- A. Affray
- B. Unlawful assembly
- C. Disturbing the peace
- D. Disturbing meetings
- E. Disorderly conduct in state institutions, at court, at fairs, on trains or public conveyances, etc.
- F. Blasphemy, profanity, and obscene language
- G. Desecrating the flag
- H. Refusing to assist an officer
- I. All attempts to commit the above

25. VAGRANCY

Persons prosecuted on the charge of being, "a suspicious person, etc.," are included in this class. Include:

- A. Vagrancy
- B. Begging
- C. Loitering, (persons 18 and over)
- D. Vagabondage

26. ALL OTHER OFFENSES

Included in this class are all other state or local offenses (except traffic violations) not included in offenses 1 through 25.

- A. Admitting minors to improper places
- B. Abduction and compelling to marry
- C. Bigamy and polygamy
- D. Blackmail and extortion

- E. Bribery
- F. Combination in restraint of trade; trusts, monopolies
- G. Contempt of court
- H. Criminal anarchism
- I. Criminal syndicalism
- J. Discrimination, unfair competition
- K. Kidnapping
- L. Marriage within prohibited degrees
- M. Offenses contributing to juvenile delinquency (except as provided for in offenses 1 to 25), such as employment of children in immoral vocations or practices, admitting minors to improper places
- N. Perjury and subornation of perjury
- O. Possession, repair, manufacture, etc. of burglar's tools
- P. Possession of drug paraphernalia
- Q. Possession or sale of obscene literature, pictures, etc.
- R. Public nuisances
- S. Riot and rout
- T. Trespass
- U. Unlawfully bringing weapons into prisons or hospitals
- V. Unlawfully bringing drugs or liquor into state prisons, hospitals, etc.; furnishing to convicts
- W. Unlawful disinterment of the dead and violation of sepulture
- X. Unlawful use, possession, etc. of explosives
- Y. Violations of state regulatory laws and municipal ordinances
- Z. Violation of quarantine
- AA. All offenses not otherwise classified and all attempts to commit any of the above

27. SUSPICION

While "suspicion" is not an offense, it is the grounds for many arrests in those jurisdictions where the law permits. After examination by law enforcement officers, the prisoner is either formally charged or released. Those formally charged are entered in one of the Part I or Part II offense classes. This class is limited to "suspicion" arrests where persons arrested are released by police.

28. CURFEW AND LOITERING LAWS (persons under 18)

Contains all arrests made for violations of local curfew or loitering ordinances where such laws exist.

29. RUNAWAY (persons under 18)

For purposes of the UCR program, reported in this category are apprehensions for protective custody as defined by local statute. Arrests of runaways from one jurisdiction by another agency are counted by the home jurisdiction. Protective custody actions with respect to runaways taken for other jurisdictions are not included.

CALCULATION OF RATES

The Uniform Crime Reporting Program provides data for police executives to measure local problems. To facilitate this function, local data must be converted into terms of rates and percentages. Simple formulas are displayed here which may assist in these computations.

CRIME RATES

One of the most meaningful crime statistics is the crime rate. This is the number of Part I offenses per 1,000 inhabitants. This rate can be calculated for any city, town or county.

To compute crime rates, divide the community population by 1,000 and divide the number of offenses in each class by that number. The answer is the number of offenses per 1,000 population and is the crime rate for that particular offense.

Example:

- a. Population - 75,000
 - b. Number of burglaries - 215
Divide: 75,000 by 1,000 = 75.0
Divide: 215 by 75.0 = 2.87
- The crime rate for burglary is 2.87 per 1,000 inhabitants.

CLEARANCE RATES

The percentage of crimes cleared is obtained by dividing the number of offenses cleared by the number of offenses known. This answer is then multiplied by 100.

Example:

- a. Number of clearances in robbery - 38
 - b. Number of total robberies - 72
Divide: 38 by 72 = 0.528
Multiply: 0.528 by 100 = 52.8
- The clearance rate for robbery is 52.8%.

CRIME TREND DATA

Local agencies can compute crime trends for a given offense for their individual agency for a particular period of time.

Example:

- a. Auto thefts in your jurisdiction for July through December last year numbered 21.
- b. Auto thefts in your jurisdiction for July through December this year numbered 29.
Subtract: 29-21 = 8, notice that 8 is an increase over the past year.
Divide: 8 by 21 = 0.38, always divide the difference by the total in the earlier time period.
Multiply: 0.38 x 100 = 38.0

Your trend in auto theft is a 38.0% increase for the last six months of this year compared to the last six months of last year.

POLICE EMPLOYEE DATA

Police employee rates are expressed as the number of employees per 1,000 population. To compute this rate, divide the population by 1,000 and divide the number of enforcement employees by this number.

Example:

- a. Your jurisdiction's population - 75,000
 - b. Your agency's number of employees - 102
Divide: 75,000 by 1,000 = 75
Divide: 102 by 75 = 1.36
- Your employee rate is 1.36 employees per 1,000 population.

Domestic Violence



STATE METAL – SILVER

The State metal is silver. Silver was abundant in Nevada and its discovery resulted in the Comstock Load which created Virginia City, financed much of the city of San Francisco as well as the Civil War.



Jim Gibbons
Governor



Jearld L. Hafen
Director

Captain Philip K. O'Neill
Division Chief

Records and Technology Division

333 West Nye Lane, Suite 100
Carson City, Nevada 89706
Telephone (775) 684-6262 – Fax (775) 684-6265
www.nvrepository.state.nv.us

The following pages cover Domestic Violence Incidents recorded by Law Enforcement throughout the State of Nevada for 2007. The 2007 Legislative Session created a uniformed submission method for the agencies. Due to the implementation of this change taking place in July apples to apples comparisons of domestic violence data will be able to begin in 2008 and onward. The 2007 report contains all agencies submitting, but it is important to recognize that the arrestee information did not begin being collected until July.

Carson City

Carson City Sheriff's Office

Churchill County

Churchill County Sheriff's Office
Fallon Police Department

Clark County

Las Vegas Metro Police Department*
Boulder City Police Department
Clark County School District Police
Henderson Police Department*
Mesquite Police Department
North Las Vegas Police Department
UNLV Police Department

Douglas County

Douglas County Sheriff's Office

Elko County

Carlin Police Department
Elko Police Department
Wendover Police Department

Esmeralda County

No agencies reported

Eureka County

Eureka County Sheriff's Office

Humboldt County

Humboldt County Sheriff's Office
Winnemucca Police Department

Lander County

Lander County Sheriff's Office

Lincoln County

No agencies reporting

Lyon County

Lyon County Sheriff's Office
Yerington Police Department

Mineral County

Mineral County Sheriff's Office

Nye County

Nye County Sheriff's Office

Pershing County

Pershing County Sheriff's Office
Lovelock Police Department

Storey County

Storey County Sheriff's Office

Washoe County

Washoe County Sheriff's Office
Reno Police Department
Sparks Police Department
UNR Police Department
TMCC Police Department

White Pine County

White Pine County Sheriff's Office

* These agencies submitted data but in a method that prevented them from being represented in this publication for this year.

**STATE OF NEVADA
DOMESTIC VIOLENCE DATA COLLECTION**



AGENCY: All Reporting Agencies

MONTH/YEAR: 2007 Totals

ARRESTEE INFORMATION

Male Aggressors

Number of Males Arrested	2117
Number of Males Not Arrested	650
Total	2767

Mitigating Circumstances for Not Arrested

Aggressor undetermined	124
Gone upon arrival	185
No evidence of injury	131
Not reported within 24 hours	38
Other	61
Unknown	9
Total	548

**Other Males Arrested at the Scene
(i.e. not part of the domestic relationship)**

Number of Other Males Arrested	69
--------------------------------	----

Female Aggressors

Number of Females Arrested	561
Number of Females Not Arrested	214
Total	773

Mitigating Circumstances for Not Arrested

Aggressor undetermined	78
Gone upon arrival	26
No evidence of injury	55
Not reported within 24 hours	7
Other	17
Unknown	2
Total	185

**Other Females Arrested at the Scene
(i.e. not part of the domestic relationship)**

Number of Other Females Arrested	27
----------------------------------	----

**STATE OF NEVADA
DOMESTIC VIOLENCE DATA COLLECTION**



AGENCY: All Reporting Agencies

MONTH/YEAR: 2007 Totals

GENERAL INFORMATION

Time of Day

0000-0259	791
0300-0559	409
0600-0859	371
0900-1159	593
1200-1459	704
1500-1759	1039
1800-2059	1418
2100-2359	1269
TOTAL	6603

Number of Children Present

ages 0-3	1358
ages 4-6	749
ages 7-9	569
ages 10-12	569
ages 13-15	583
ages 16-18	502
age unknown	32
TOTAL	4362

Weapon Used

Blunt Object	196
Handgun	37
Hands/Fist/Feet	5109
Knife/Cutting Inst	149
Other Firearm	16
Other Weapon	367
Unknown	190
TOTAL	6064

Victim Relationship to Offender

Cohabitant	2017
Spouse	1453
Dating	1368
Child in Common	869
Blood Relative	568
Parent	577
Child	261
Former Spouse	106
Former Dating	352
Former Cohabitant	233
Related by Marriage	186
TOTAL	7963

Number of Mutual Combatant Incidents

Number of Incidents	347
---------------------	-----

**STATE OF NEVADA
DOMESTIC VIOLENCE DATA COLLECTION**



AGENCY: All Reporting Agencies

MONTH/YEAR: 2007 Totals

OFFENDER INFORMATION

MALE OFFENDER

Age	Total	Race	Total
Under 18	304	White	2952
18-24	728	Black	809
25-34	1169	Am Indian	60
35-44	934	Asian	59
45-54	525	Unknown	19
55-64	115		
65 over	44	Ethnicity	
Unknown	72	Hispanic	770
TOTAL	3891		3899

FEMALE OFFENDER

Age	Total	Race	Total
Under 18	204	White	1061
18-24	324	Black	353
25-34	364	Am Indian	61
35-44	356	Asian	53
45-54	197	Unknown	7
55-64	46		
65 over	14	Ethnicity	
Unknown	25	Hispanic	180
TOTAL	1414		1426

Injuries	Total	Medical	Total
Minor	713	1st Aid	60
Moderate	74	Hospital	86
No Visible	2173	None	1910
Severe	21	Refused	1192

Injuries	Total	Medical	Total
Minor	338	1st Aid	36
Moderate	30	Hospital	37
No Visible	811	None	602
Severe	86	Refused	608

	Total
Alcohol/Drug Use Suspected	1401
DV Card Given	147
PO in Effect	52

	Total
Alcohol/Drug Use Suspected	425
DV Card Given	108
PO in Effect	20

**STATE OF NEVADA
DOMESTIC VIOLENCE DATA COLLECTION**



AGENCY: All Reporting Agencies

MONTH/YEAR: 2007 Totals

VICTIM INFORMATION

MALE VICTIMS

Age	Total	Race	Total
Under 18	142	White	1167
18-24	254	Black	266
25-34	365	Am Indian	20
35-44	368	Asian	25
45-54	215	Unknown	6
55-64	99		
65 over	35	Ethnicity	
Unknown	6	Hispanic	221
TOTAL	1484		1484

Injuries	Total	Medical	Total
Minor	664	1st Aid	57
Moderate	70	Hospital	57
No Visible	535	None	302
Severe	21	Refused	787

	Total
Alcohol/Drug Use Suspected	381
DV Card Given	916
PO in Effect	8

FEMALE VICTIMS

Age	Total	Race	Total
Under 18	235	White	2552
18-24	822	Black	769
25-34	1030	Am Indian	47
35-44	799	Asian	59
45-54	424	Unknown	18
55-64	110		
65 over	49	Ethnicity	
Unknown	13	Hispanic	471
TOTAL	3482		3445

Injuries	Total	Medical	Total
Minor	1506	1st Aid	176
Moderate	184	Hospital	162
No Visible	1257	None	568
Severe	33	Refused	1952

	Total
Alcohol/Drug Use Suspected	692
DV Card Given	2516
PO in Effect	23

**STATE OF NEVADA
DOMESTIC VIOLENCE DATA COLLECTION**



AGENCY: Carson City

MONTH/YEAR: 2007 Totals

ARRESTEE INFORMATION

Male Aggressors

Number of Males Arrested	74
Number of Males Not Arrested	93
Total	167

Mitigating Circumstances for Not Arrested

Aggressor undetermined	25
Gone upon arrival	12
No evidence of injury	39
Not reported within 24 hours	1
Other	15
Unknown	6
	0
	0
Total	98

***Other Males Arrested at the Scene
(i.e. not part of the domestic relationship)***

Number of Other Males Arrested	1
--------------------------------	---

Female Aggressors

Number of Females Arrested	42
Number of Females Not Arrested	39
Total	81

Mitigating Circumstances for Not Arrested

Aggressor undetermined	22
Gone upon arrival	1
No evidence of injury	16
Not reported within 24 hours	3
Other	1
Unknown	1
	0
	0
Total	44

***Other Females Arrested at the Scene
(i.e. not part of the domestic relationship)***

Number of Other Females Arrested	1
----------------------------------	---

**STATE OF NEVADA
DOMESTIC VIOLENCE DATA COLLECTION**



AGENCY: Carson City

MONTH/YEAR: 2007 Totals

GENERAL INFORMATION

Time of Day

0000-0259	31
0300-0559	21
0600-0859	16
0900-1159	22
1200-1459	33
1500-1759	60
1800-2059	62
2100-2359	66
TOTAL	311

Number of Children Present

ages 0-3	58
ages 4-6	22
ages 7-9	27
ages 10-12	31
ages 13-15	24
ages 16-18	26
age unknown	3
TOTAL	191

Weapon Used

Blunt Object	7
Handgun	1
Hands/Fist/Feet	289
Knife/Cutting Inst	8
Other Firearm	0
Other Weapon	10
Unknown	1
TOTAL	316

Victim Relationship to Offender

Cohabitant	70
Spouse	59
Dating	71
Child in Common	29
Blood Relative	43
Parent	20
Child	15
Former Spouse	3
Former Dating	11
Former Cohabitant	3
Related by Marriage	1
TOTAL	325

Number of Mutual Combatant Incidents

Number of Incidents	82
---------------------	----

**STATE OF NEVADA
DOMESTIC VIOLENCE DATA COLLECTION**



AGENCY: Carson City

MONTH/YEAR: 2007 Totals

OFFENDER INFORMATION

MALE OFFENDER

Age	Total	Race	Total
Under 18	10	White	213
18-24	44	Black	8
25-34	65	Am Indian	3
35-44	49	Asian	0
45-54	39	Unknown	1
55-64	13		
65 over	3	Ethnicity	
Unknown	0	Hispanic	35
TOTAL	223		225

FEMALE OFFENDER

Age	Total	Race	Total
Under 18	19	White	111
18-24	24	Black	1
25-34	23	Am Indian	2
35-44	30	Asian	0
45-54	9	Unknown	1
55-64	7		
65 over	1	Ethnicity	
Unknown	0	Hispanic	14
TOTAL	113		115

Injuries	Total	Medical	Total
Minor	35	1st Aid	2
Moderate	13	Hospital	4
No Visible	92	None	98
Severe	0	Refused	37

Injuries	Total	Medical	Total
Minor	29	1st Aid	2
Moderate	2	Hospital	3
No Visible	61	None	56
Severe	0	Refused	32

	Total
Alcohol/Drug Use Suspected	106
DV Card Given	3
PO in Effect	1

	Total
Alcohol/Drug Use Suspected	40
DV Card Given	3
PO in Effect	0

**STATE OF NEVADA
DOMESTIC VIOLENCE DATA COLLECTION**



AGENCY: Carson City

MONTH/YEAR: 2007 Totals

VICTIM INFORMATION

MALE VICTIMS

Age	Total	Race	Total
Under 18	11	White	107
18-24	27	Black	3
25-34	32	Am Indian	2
35-44	23	Asian	0
45-54	12	Unknown	2
55-64	6		
65 over	6	Ethnicity	
Unknown	1	Hispanic	12
TOTAL	118		114

Injuries	Total	Medical	Total
Minor	57	1st Aid	1
Moderate	10	Hospital	3
No Visible	45	None	42
Severe	1	Refused	57

	Total
Alcohol/Drug Use Suspected	37
DV Card Given	37
PO in Effect	1

FEMALE VICTIMS

Age	Total	Race	Total
Under 18	22	White	215
18-24	57	Black	1
25-34	73	Am Indian	2
35-44	54	Asian	1
45-54	30	Unknown	0
55-64	9		
65 over	0	Ethnicity	
Unknown	0	Hispanic	16
TOTAL	245		219

Injuries	Total	Medical	Total
Minor	104	1st Aid	7
Moderate	21	Hospital	9
No Visible	113	None	75
Severe	0	Refused	104

	Total
Alcohol/Drug Use Suspected	50
DV Card Given	142
PO in Effect	7

**STATE OF NEVADA
DOMESTIC VIOLENCE DATA COLLECTION**



AGENCY: Churchill County

MONTH/YEAR: 2007 Totals

ARRESTEE INFORMATION

Male Aggressors

Number of Males Arrested	53
Number of Males Not Arrested	26
Total	79

Mitigating Circumstances for Not Arrested

Aggressor undetermined	10
Gone upon arrival	2
No evidence of injury	11
Not reported within 24 hours	1
Other	3
Unknown	0
Total	27

***Other Males Arrested at the Scene
(i.e. not part of the domestic relationship)***

Number of Other Males Arrested	1
--------------------------------	---

Female Aggressors

Number of Females Arrested	27
Number of Females Not Arrested	9
Total	36

Mitigating Circumstances for Not Arrested

Aggressor undetermined	5
Gone upon arrival	0
No evidence of injury	3
Not reported within 24 hours	1
Other	2
Unknown	0
Total	11

***Other Females Arrested at the Scene
(i.e. not part of the domestic relationship)***

Number of Other Females Arrested	0
----------------------------------	---

**STATE OF NEVADA
DOMESTIC VIOLENCE DATA COLLECTION**



AGENCY: Churchill County

MONTH/YEAR: 2007 Totals

GENERAL INFORMATION

Time of Day

0000-0259	17
0300-0559	8
0600-0859	13
0900-1159	16
1200-1459	13
1500-1759	33
1800-2059	48
2100-2359	32
TOTAL	181

Number of Children Present

ages 0-3	45
ages 4-6	26
ages 7-9	14
ages 10-12	20
ages 13-15	18
ages 16-18	13
age unknown	2
TOTAL	138

Weapon Used

Blunt Object	9
Handgun	0
Hands/Fist/Feet	165
Knife/Cutting Inst	8
Other Firearm	3
Other Weapon	4
Unknown	0
TOTAL	189

Victim Relationship to Offender

Cohabitant	31
Spouse	55
Dating	38
Child in Common	13
Blood Relative	16
Parent	16
Child	9
Former Spouse	2
Former Dating	6
Former Cohabitant	0
Related by Marriage	10
TOTAL	196

Number of Mutual Combatant Incidents

Number of Incidents	7
---------------------	---

**STATE OF NEVADA
DOMESTIC VIOLENCE DATA COLLECTION**



AGENCY: Churchill County

MONTH/YEAR: 2007 Totals

OFFENDER INFORMATION

MALE OFFENDER

Age	Total	Race	Total
Under 18	10	White	116
18-24	28	Black	7
25-34	42	Am Indian	9
35-44	24	Asian	2
45-54	23	Unknown	1
55-64	5		
65 over	0	Ethnicity	
Unknown	1	Hispanic	9
TOTAL	133		135

FEMALE OFFENDER

Age	Total	Race	Total
Under 18	3	White	53
18-24	21	Black	2
25-34	16	Am Indian	6
35-44	11	Asian	1
45-54	5	Unknown	0
55-64	4		
65 over	1	Ethnicity	
Unknown	0	Hispanic	4
TOTAL	61		62

Injuries	Total	Medical	Total
Minor	34	1st Aid	0
Moderate	2	Hospital	4
No Visible	91	None	104
Severe	9	Refused	25

Injuries	Total	Medical	Total
Minor	13	1st Aid	0
Moderate	1	Hospital	1
No Visible	44	None	45
Severe	0	Refused	10

	Total
Alcohol/Drug Use Suspected	60
DV Card Given	40
PO in Effect	2

	Total
Alcohol/Drug Use Suspected	21
DV Card Given	15
PO in Effect	1

**STATE OF NEVADA
DOMESTIC VIOLENCE DATA COLLECTION**



AGENCY: Churchill County

MONTH/YEAR: 2007 Totals

VICTIM INFORMATION

MALE VICTIMS

Age	Total	Race	Total
Under 18	8	White	58
18-24	14	Black	1
25-34	18	Am Indian	1
35-44	8	Asian	1
45-54	9	Unknown	0
55-64	1		
65 over	3	Ethnicity	
Unknown	0	Hispanic	4
TOTAL	61		61

Injuries	Total	Medical	Total
Minor	34	1st Aid	1
Moderate	6	Hospital	5
No Visible	21	None	35
Severe	4	Refused	20

	Total
Alcohol/Drug Use Suspected	13
DV Card Given	30
PO in Effect	1

FEMALE VICTIMS

Age	Total	Race	Total
Under 18	9	White	113
18-24	37	Black	3
25-34	37	Am Indian	10
35-44	27	Asian	2
45-54	17	Unknown	4
55-64	2		
65 over	3	Ethnicity	
Unknown	0	Hispanic	2
TOTAL	132		132

Injuries	Total	Medical	Total
Minor	73	1st Aid	6
Moderate	15	Hospital	12
No Visible	41	None	77
Severe	7	Refused	44

	Total
Alcohol/Drug Use Suspected	44
DV Card Given	97
PO in Effect	3

**STATE OF NEVADA
DOMESTIC VIOLENCE DATA COLLECTION**



AGENCY: Clark County

MONTH/YEAR: 2007 Totals

ARRESTEE INFORMATION

Male Aggressors

Number of Males Arrested	942
Number of Males Not Arrested	139
Total	1081

Mitigating Circumstances for Not Arrested

Aggressor undetermined	17
Gone upon arrival	72
No evidence of injury	28
Not reported within 24 hours	3
Other	19
Unknown	0
Total	139

***Other Males Arrested at the Scene
(i.e. not part of the domestic relationship)***

Number of Other Males Arrested	0
--------------------------------	---

Female Aggressors

Number of Females Arrested	141
Number of Females Not Arrested	8
Total	149

Mitigating Circumstances for Not Arrested

Aggressor undetermined	2
Gone upon arrival	2
No evidence of injury	2
Not reported within 24 hours	0
Other	2
Unknown	0
Total	8

***Other Females Arrested at the Scene
(i.e. not part of the domestic relationship)***

Number of Other Females Arrested	0
----------------------------------	---

**STATE OF NEVADA
DOMESTIC VIOLENCE DATA COLLECTION**



AGENCY: Clark County

MONTH/YEAR: 2007 Totals

GENERAL INFORMATION

Time of Day

0000-0259	354
0300-0559	186
0600-0859	183
0900-1159	299
1200-1459	352
1500-1759	495
1800-2059	620
2100-2359	574
TOTAL	3063

Number of Children Present

ages 0-3	731
ages 4-6	434
ages 7-9	355
ages 10-12	338
ages 13-15	309
ages 16-18	328
age unknown	11
TOTAL	2506

Weapon Used

Blunt Object	94
Handgun	27
Hands/Fist/Feet	2229
Knife/Cutting Inst	82
Other Firearm	5
Other Weapon	257
Unknown	140
TOTAL	2834

Victim Relationship to Offender

Cohabitant	1308
Spouse	731
Dating	827
Child in Common	644
Blood Relative	292
Parent	373
Child	108
Former Spouse	60
Former Dating	299
Former Cohabitant	200
Related by Marriage	130
TOTAL	4972

Number of Mutual Combatant Incidents

Number of Incidents	44
---------------------	----

**STATE OF NEVADA
DOMESTIC VIOLENCE DATA COLLECTION**



AGENCY: Clark County

MONTH/YEAR: 2007 Totals

OFFENDER INFORMATION

MALE OFFENDER

Age	Total	Race	Total
Under 18	130	White	1128
18-24	352	Black	711
25-34	582	Am Indian	5
35-44	466	Asian	32
45-54	214	Unknown	5
55-64	50		
65 over	18	Ethnicity	
Unknown	69	Hispanic	411
TOTAL	1881		1881

FEMALE OFFENDER

Age	Total	Race	Total
Under 18	98	White	387
18-24	146	Black	240
25-34	179	Am Indian	6
35-44	145	Asian	32
45-54	71	Unknown	2
55-64	8		
65 over	4	Ethnicity	
Unknown	17	Hispanic	104
TOTAL	668		667

Injuries	Total	Medical	Total
Minor	339	1st Aid	38
Moderate	33	Hospital	50
No Visible	980	None	600
Severe	10	Refused	961

Injuries	Total	Medical	Total
Minor	170	1st Aid	23
Moderate	2	Hospital	17
No Visible	347	None	141
Severe	2	Refused	394

	Total
Alcohol/Drug Use Suspected	600
DV Card Given	13
PO in Effect	40

	Total
Alcohol/Drug Use Suspected	144
DV Card Given	9
PO in Effect	6

**STATE OF NEVADA
DOMESTIC VIOLENCE DATA COLLECTION**



AGENCY: Clark County

MONTH/YEAR: 2007 Totals

VICTIM INFORMATION

MALE VICTIMS

Age	Total	Race	Total
Under 18	85	White	677
18-24	156	Black	256
25-34	232	Am Indian	5
35-44	251	Asian	23
45-54	147	Unknown	1
55-64	62		
65 over	23	Ethnicity	
Unknown	5	Hispanic	170
TOTAL	961		962

Injuries	Total	Medical	Total
Minor	377	1st Aid	46
Moderate	32	Hospital	37
No Visible	348	None	31
Severe	10	Refused	601

	Total
Alcohol/Drug Use Suspected	217
DV Card Given	696
PO in Effect	2

FEMALE VICTIMS

Age	Total	Race	Total
Under 18	149	White	1530
18-24	550	Black	754
25-34	733	Am Indian	4
35-44	533	Asian	49
45-54	273	Unknown	12
55-64	78		
65 over	38	Ethnicity	
Unknown	9	Hispanic	376
TOTAL	2363		2349

Injuries	Total	Medical	Total
Minor	928	1st Aid	142
Moderate	89	Hospital	90
No Visible	891	None	74
Severe	20	Refused	1554

	Total
Alcohol/Drug Use Suspected	402
DV Card Given	1834
PO in Effect	1

**STATE OF NEVADA
DOMESTIC VIOLENCE DATA COLLECTION**



AGENCY: Douglas County

MONTH/YEAR: 2007 Totals

ARRESTEE INFORMATION

Male Aggressors

Number of Males Arrested	79
Number of Males Not Arrested	45
Total	124

Mitigating Circumstances for Not Arrested

Aggressor undetermined	19
Gone upon arrival	12
No evidence of injury	15
Not reported within 24 hours	3
Other	6
Unknown	0
Total	55

***Other Males Arrested at the Scene
(i.e. not part of the domestic relationship)***

Number of Other Males Arrested	0
--------------------------------	---

Female Aggressors

Number of Females Arrested	56
Number of Females Not Arrested	29
Total	85

Mitigating Circumstances for Not Arrested

Aggressor undetermined	17
Gone upon arrival	3
No evidence of injury	10
Not reported within 24 hours	0
Other	7
Unknown	0
Total	37

***Other Females Arrested at the Scene
(i.e. not part of the domestic relationship)***

Number of Other Females Arrested	0
----------------------------------	---

**STATE OF NEVADA
DOMESTIC VIOLENCE DATA COLLECTION**



AGENCY: Douglas County

MONTH/YEAR: 2007 Totals

GENERAL INFORMATION

Time of Day

0000-0259	29
0300-0559	21
0600-0859	8
0900-1159	19
1200-1459	36
1500-1759	37
1800-2059	67
2100-2359	59
TOTAL	276

Number of Children Present

ages 0-3	53
ages 4-6	49
ages 7-9	22
ages 10-12	22
ages 13-15	40
ages 16-18	16
age unknown	0
TOTAL	202

Weapon Used

Blunt Object	8
Handgun	0
Hands/Fist/Feet	248
Knife/Cutting Inst	6
Other Firearm	0
Other Weapon	15
Unknown	4
TOTAL	281

Victim Relationship to Offender

Cohabitant	60
Spouse	81
Dating	50
Child in Common	28
Blood Relative	29
Parent	32
Child	14
Former Spouse	2
Former Dating	5
Former Cohabitant	2
Related by Marriage	11
TOTAL	314

Number of Mutual Combatant Incidents

Number of Incidents	12
---------------------	----

**STATE OF NEVADA
DOMESTIC VIOLENCE DATA COLLECTION**



AGENCY: Douglas County

MONTH/YEAR: 2007 Totals

OFFENDER INFORMATION

MALE OFFENDER

Age	Total	Race	Total
Under 18	26	White	175
18-24	33	Black	4
25-34	48	Am Indian	4
35-44	33	Asian	1
45-54	34	Unknown	0
55-64	7		
65 over	3	Ethnicity	
Unknown	0	Hispanic	26
TOTAL	184		184

FEMALE OFFENDER

Age	Total	Race	Total
Under 18	18	White	116
18-24	21	Black	2
25-34	29	Am Indian	2
35-44	29	Asian	1
45-54	22	Unknown	0
55-64	1		
65 over	1	Ethnicity	
Unknown	0	Hispanic	12
TOTAL	121		121

Injuries	Total	Medical	Total
Minor	40	1st Aid	1
Moderate	2	Hospital	5
No Visible	104	None	115
Severe	0	Refused	33

Injuries	Total	Medical	Total
Minor	24	1st Aid	3
Moderate	0	Hospital	4
No Visible	84	None	79
Severe	0	Refused	25

	Total
Alcohol/Drug Use Suspected	103
DV Card Given	9
PO in Effect	0

	Total
Alcohol/Drug Use Suspected	74
DV Card Given	8
PO in Effect	0

**STATE OF NEVADA
DOMESTIC VIOLENCE DATA COLLECTION**



AGENCY: Douglas County

MONTH/YEAR: 2007 Totals

VICTIM INFORMATION

MALE VICTIMS

Age	Total	Race	Total
Under 18	13	White	106
18-24	20	Black	3
25-34	24	Am Indian	2
35-44	30	Asian	1
45-54	12	Unknown	1
55-64	13		
65 over	1	Ethnicity	
Unknown	0	Hispanic	6
TOTAL	113		113

Injuries	Total	Medical	Total
Minor	64	1st Aid	3
Moderate	4	Hospital	2
No Visible	45	None	58
Severe	0	Refused	54

	Total
Alcohol/Drug Use Suspected	47
DV Card Given	48
PO in Effect	3

FEMALE VICTIMS

Age	Total	Race	Total
Under 18	13	White	171
18-24	34	Black	2
25-34	32	Am Indian	2
35-44	50	Asian	4
45-54	36	Unknown	0
55-64	8		
65 over	4	Ethnicity	
Unknown	2	Hispanic	13
TOTAL	179		179

Injuries	Total	Medical	Total
Minor	97	1st Aid	13
Moderate	11	Hospital	8
No Visible	59	None	73
Severe	3	Refused	81

	Total
Alcohol/Drug Use Suspected	60
DV Card Given	115
PO in Effect	7

**STATE OF NEVADA
DOMESTIC VIOLENCE DATA COLLECTION**



AGENCY: Elko County

MONTH/YEAR: 2007 Totals

ARRESTEE INFORMATION

Male Aggressors

Number of Males Arrested	92
Number of Males Not Arrested	25
Total	117

Mitigating Circumstances for Not Arrested

Aggressor undetermined	10
Gone upon arrival	14
No evidence of injury	10
Not reported within 24 hours	4
Other	3
Unknown	1
Total	42

***Other Males Arrested at the Scene
(i.e. not part of the domestic relationship)***

Number of Other Males Arrested	0
--------------------------------	---

Female Aggressors

Number of Females Arrested	28
Number of Females Not Arrested	13
Total	41

Mitigating Circumstances for Not Arrested

Aggressor undetermined	8
Gone upon arrival	2
No evidence of injury	9
Not reported within 24 hours	1
Other	2
Unknown	1
Total	23

***Other Females Arrested at the Scene
(i.e. not part of the domestic relationship)***

Number of Other Females Arrested	0
----------------------------------	---

**STATE OF NEVADA
DOMESTIC VIOLENCE DATA COLLECTION**



AGENCY: Elko County

MONTH/YEAR: 2007 Totals

GENERAL INFORMATION

Time of Day

0000-0259	40
0300-0559	26
0600-0859	22
0900-1159	19
1200-1459	31
1500-1759	41
1800-2059	48
2100-2359	48
TOTAL	275

Number of Children Present

ages 0-3	75
ages 4-6	31
ages 7-9	13
ages 10-12	19
ages 13-15	19
ages 16-18	12
age unknown	0
TOTAL	169

Weapon Used

Blunt Object	14
Handgun	2
Hands/Fist/Feet	255
Knife/Cutting Inst	3
Other Firearm	1
Other Weapon	8
Unknown	3
TOTAL	286

Victim Relationship to Offender

Cohabitant	111
Spouse	81
Dating	39
Child in Common	40
Blood Relative	18
Parent	14
Child	8
Former Spouse	5
Former Dating	6
Former Cohabitant	3
Related by Marriage	2
TOTAL	327

Number of Mutual Combatant Incidents

Number of Incidents	5
---------------------	---

**STATE OF NEVADA
DOMESTIC VIOLENCE DATA COLLECTION**



AGENCY: Elko County

MONTH/YEAR: 2007 Totals

OFFENDER INFORMATION

MALE OFFENDER

Age	Total	Race	Total
Under 18	14	White	171
18-24	41	Black	3
25-34	57	Am Indian	11
35-44	46	Asian	2
45-54	24	Unknown	4
55-64	5		
65 over	2	Ethnicity	
Unknown	2	Hispanic	29
TOTAL	191		191

FEMALE OFFENDER

Age	Total	Race	Total
Under 18	12	White	71
18-24	18	Black	0
25-34	17	Am Indian	14
35-44	29	Asian	3
45-54	10	Unknown	0
55-64	0		
65 over	1	Ethnicity	
Unknown	1	Hispanic	10
TOTAL	88		88

Injuries	Total	Medical	Total
Minor	48	1st Aid	1
Moderate	3	Hospital	2
No Visible	73	None	99
Severe	0	Refused	15

Injuries	Total	Medical	Total
Minor	25	1st Aid	0
Moderate	1	Hospital	3
No Visible	41	None	55
Severe	0	Refused	5

	Total
Alcohol/Drug Use Suspected	96
DV Card Given	5
PO in Effect	2

	Total
Alcohol/Drug Use Suspected	38
DV Card Given	7
PO in Effect	0

**STATE OF NEVADA
DOMESTIC VIOLENCE DATA COLLECTION**



AGENCY: Elko County

MONTH/YEAR: 2007 Totals

VICTIM INFORMATION

MALE VICTIMS

Age	Total	Race	Total
Under 18	5	White	80
18-24	21	Black	1
25-34	24	Am Indian	8
35-44	23	Asian	0
45-54	8	Unknown	1
55-64	1		
65 over	0	Ethnicity	
Unknown	0	Hispanic	14
TOTAL	82		90

Injuries	Total	Medical	Total
Minor	41	1st Aid	3
Moderate	8	Hospital	5
No Visible	29	None	53
Severe	0	Refused	8

	Total
Alcohol/Drug Use Suspected	35
DV Card Given	36
PO in Effect	0

FEMALE VICTIMS

Age	Total	Race	Total
Under 18	14	White	198
18-24	60	Black	2
25-34	62	Am Indian	15
35-44	55	Asian	3
45-54	23	Unknown	0
55-64	4		
65 over	0	Ethnicity	
Unknown	0	Hispanic	32
TOTAL	218		218

Injuries	Total	Medical	Total
Minor	109	1st Aid	2
Moderate	16	Hospital	22
No Visible	62	None	105
Severe	0	Refused	50

	Total
Alcohol/Drug Use Suspected	67
DV Card Given	128
PO in Effect	2

**STATE OF NEVADA
DOMESTIC VIOLENCE DATA COLLECTION**



AGENCY: Esmeralda County

MONTH/YEAR: 2007 Totals

ARRESTEE INFORMATION

Male Aggressors

Number of Males Arrested	0
Number of Males Not Arrested	0
Total	0

Mitigating Circumstances for Not Arrested

Aggressor undetermined	0
Gone upon arrival	0
No evidence of injury	0
Not reported within 24 hours	0
Other	0
Unknown	0
Total	0

***Other Males Arrested at the Scene
(i.e. not part of the domestic relationship)***

Number of Other Males Arrested	0
--------------------------------	---

Female Aggressors

Number of Females Arrested	0
Number of Females Not Arrested	0
Total	0

Mitigating Circumstances for Not Arrested

Aggressor undetermined	0
Gone upon arrival	0
No evidence of injury	0
Not reported within 24 hours	0
Other	0
Unknown	0
Total	0

***Other Females Arrested at the Scene
(i.e. not part of the domestic relationship)***

Number of Other Females Arrested	0
----------------------------------	---

**STATE OF NEVADA
DOMESTIC VIOLENCE DATA COLLECTION**



AGENCY: Esmeralda County

MONTH/YEAR: 2007 Totals

GENERAL INFORMATION

Time of Day

0000-0259	0
0300-0559	0
0600-0859	0
0900-1159	0
1200-1459	0
1500-1759	0
1800-2059	0
2100-2359	0
TOTAL	0

Number of Children Present

ages 0-3	0
ages 4-6	0
ages 7-9	0
ages 10-12	0
ages 13-15	0
ages 16-18	0
age unknown	0
TOTAL	0

Weapon Used

Blunt Object	0
Handgun	0
Hands/Fist/Feet	0
Knife/Cutting Inst	0
Other Firearm	0
Other Weapon	0
Unknown	0
TOTAL	0

Victim Relationship to Offender

Cohabitant	0
Spouse	0
Dating	0
Child in Common	0
Blood Relative	0
Parent	0
Child	0
Former Spouse	0
Former Dating	0
Former Cohabitant	0
Related by Marriage	0
TOTAL	0

Number of Mutual Combatant Incidents

Number of Incidents	0
---------------------	---

**STATE OF NEVADA
DOMESTIC VIOLENCE DATA COLLECTION**



AGENCY: Esmeralda County

MONTH/YEAR: 2007 Totals

OFFENDER INFORMATION

MALE OFFENDER

Age	Total	Race	Total
Under 18	0	White	0
18-24	0	Black	0
25-34	0	Am Indian	0
35-44	0	Asian	0
45-54	0	Unknown	0
55-64	0		
65 over	0	Ethnicity	
Unknown	0	Hispanic	0
TOTAL	0		0

FEMALE OFFENDER

Age	Total	Race	Total
Under 18	0	White	0
18-24	0	Black	0
25-34	0	Am Indian	0
35-44	0	Asian	0
45-54	0	Unknown	0
55-64	0		
65 over	0	Ethnicity	
Unknown	0	Hispanic	0
TOTAL	0		0

Injuries	Total	Medical	Total
Minor	0	1st Aid	0
Moderate	0	Hospital	0
No Visible	0	None	0
Severe	0	Refused	0

Injuries	Total	Medical	Total
Minor	0	1st Aid	0
Moderate	0	Hospital	0
No Visible	0	None	0
Severe	0	Refused	0

	Total
Alcohol/Drug Use Suspected	0
DV Card Given	0
PO in Effect	0

	Total
Alcohol/Drug Use Suspected	0
DV Card Given	0
PO in Effect	0

**STATE OF NEVADA
DOMESTIC VIOLENCE DATA COLLECTION**



AGENCY: Esmeralda County

MONTH/YEAR: 2007 Totals

VICTIM INFORMATION

MALE VICTIMS

Age	Total	Race	Total
Under 18	0	White	0
18-24	0	Black	0
25-34	0	Am Indian	0
35-44	0	Asian	0
45-54	0	Unknown	0
55-64	0		
65 over	0	Ethnicity	
Unknown	0	Hispanic	0
TOTAL	0		0

Injuries	Total	Medical	Total
Minor	0	1st Aid	0
Moderate	0	Hospital	0
No Visible	0	None	0
Severe	2	Refused	0

	Total
Alcohol/Drug Use Suspected	0
DV Card Given	0
PO in Effect	0

FEMALE VICTIMS

Age	Total	Race	Total
Under 18	0	White	0
18-24	0	Black	0
25-34	0	Am Indian	0
35-44	0	Asian	0
45-54	0	Unknown	0
55-64	0		
65 over	0	Ethnicity	
Unknown	0	Hispanic	0
TOTAL	0		0

Injuries	Total	Medical	Total
Minor	0	1st Aid	0
Moderate	0	Hospital	0
No Visible	0	None	0
Severe	0	Refused	0

	Total
Alcohol/Drug Use Suspected	0
DV Card Given	0
PO in Effect	0

**STATE OF NEVADA
DOMESTIC VIOLENCE DATA COLLECTION**



AGENCY: Eureka County

MONTH/YEAR: 2007 Totals

ARRESTEE INFORMATION

Male Aggressors

Number of Males Arrested	1
Number of Males Not Arrested	0
Total	1

Mitigating Circumstances for Not Arrested

Aggressor undetermined	0
Gone upon arrival	0
No evidence of injury	0
Not reported within 24 hours	0
Other	0
Unknown	0
Total	0

***Other Males Arrested at the Scene
(i.e. not part of the domestic relationship)***

Number of Other Males Arrested	0
--------------------------------	---

Female Aggressors

Number of Females Arrested	2
Number of Females Not Arrested	0
Total	0

Mitigating Circumstances for Not Arrested

Aggressor undetermined	0
Gone upon arrival	0
No evidence of injury	0
Not reported within 24 hours	0
Other	0
Unknown	0
Total	0

***Other Females Arrested at the Scene
(i.e. not part of the domestic relationship)***

Number of Other Females Arrested	0
----------------------------------	---

**STATE OF NEVADA
DOMESTIC VIOLENCE DATA COLLECTION**



AGENCY: Eureka County

MONTH/YEAR: 2007 Totals

GENERAL INFORMATION

Time of Day

0000-0259	1
0300-0559	0
0600-0859	0
0900-1159	0
1200-1459	0
1500-1759	2
1800-2059	0
2100-2359	1
TOTAL	4

Number of Children Present

ages 0-3	1
ages 4-6	2
ages 7-9	0
ages 10-12	0
ages 13-15	0
ages 16-18	0
age unknown	0
TOTAL	3

Weapon Used

Blunt Object	0
Handgun	0
Hands/Fist/Feet	4
Knife/Cutting Inst	0
Other Firearm	0
Other Weapon	0
Unknown	0
TOTAL	4

Victim Relationship to Offender

Cohabitant	0
Spouse	3
Dating	0
Child in Common	0
Blood Relative	0
Parent	0
Child	1
Former Spouse	0
Former Dating	0
Former Cohabitant	0
Related by Marriage	0
TOTAL	4

Number of Mutual Combatant Incidents

Number of Incidents	0
---------------------	---

**STATE OF NEVADA
DOMESTIC VIOLENCE DATA COLLECTION**



AGENCY: Eureka County

MONTH/YEAR: 2007 Totals

OFFENDER INFORMATION

MALE OFFENDER

Age	Total	Race	Total
Under 18	0	White	2
18-24	0	Black	0
25-34	1	Am Indian	0
35-44	0	Asian	0
45-54	1	Unknown	0
55-64	0		
65 over	0	Ethnicity	
Unknown	0	Hispanic	0
TOTAL	2		2

FEMALE OFFENDER

Age	Total	Race	Total
Under 18	0	White	2
18-24	0	Black	0
25-34	1	Am Indian	0
35-44	0	Asian	0
45-54	1	Unknown	0
55-64	0		
65 over	0	Ethnicity	
Unknown	0	Hispanic	0
TOTAL	2		2

Injuries	Total	Medical	Total
Minor	2	1st Aid	0
Moderate	0	Hospital	0
No Visible	0	None	2
Severe	0	Refused	0

Injuries	Total	Medical	Total
Minor	1	1st Aid	0
Moderate	0	Hospital	0
No Visible	1	None	2
Severe	0	Refused	0

	Total
Alcohol/Drug Use Suspected	2
DV Card Given	0
PO in Effect	0

	Total
Alcohol/Drug Use Suspected	2
DV Card Given	0
PO in Effect	0

**STATE OF NEVADA
DOMESTIC VIOLENCE DATA COLLECTION**



AGENCY: Eureka County

MONTH/YEAR: 2007 Totals

VICTIM INFORMATION

MALE VICTIMS

Age	Total	Race	Total
Under 18	1	White	3
18-24	0	Black	0
25-34	0	Am Indian	0
35-44	1	Asian	0
45-54	1	Unknown	0
55-64	0		
65 over	0	Ethnicity	
Unknown	0	Hispanic	0
TOTAL	3		3

Injuries	Total	Medical	Total
Minor	3	1st Aid	0
Moderate	0	Hospital	0
No Visible	0	None	3
Severe	0	Refused	0

	Total
Alcohol/Drug Use Suspected	2
DV Card Given	1
PO in Effect	0

FEMALE VICTIMS

Age	Total	Race	Total
Under 18	0	White	1
18-24	0	Black	0
25-34	1	Am Indian	0
35-44	0	Asian	0
45-54	0	Unknown	0
55-64	0		
65 over	0	Ethnicity	
Unknown	0	Hispanic	0
TOTAL	1		1

Injuries	Total	Medical	Total
Minor	1	1st Aid	0
Moderate	0	Hospital	0
No Visible	0	None	1
Severe	0	Refused	0

	Total
Alcohol/Drug Use Suspected	0
DV Card Given	1
PO in Effect	0

**STATE OF NEVADA
DOMESTIC VIOLENCE DATA COLLECTION**



AGENCY: Humboldt County

MONTH/YEAR: 2007 Totals

ARRESTEE INFORMATION

Male Aggressors

Number of Males Arrested	52
Number of Males Not Arrested	7
Total	59

Mitigating Circumstances for Not Arrested

Aggressor undetermined	1
Gone upon arrival	3
No evidence of injury	1
Not reported within 24 hours	1
Other	0
Unknown	0
Total	6

***Other Males Arrested at the Scene
(i.e. not part of the domestic relationship)***

Number of Other Males Arrested	0
--------------------------------	---

Female Aggressors

Number of Females Arrested	13
Number of Females Not Arrested	2
Total	15

Mitigating Circumstances for Not Arrested

Aggressor undetermined	1
Gone upon arrival	1
No evidence of injury	0
Not reported within 24 hours	0
Other	0
Unknown	0
Total	2

***Other Females Arrested at the Scene
(i.e. not part of the domestic relationship)***

Number of Other Females Arrested	0
----------------------------------	---

**STATE OF NEVADA
DOMESTIC VIOLENCE DATA COLLECTION**



AGENCY: Humboldt County

MONTH/YEAR: 2007 Totals

GENERAL INFORMATION

Time of Day

0000-0259	15
0300-0559	7
0600-0859	11
0900-1159	10
1200-1459	9
1500-1759	17
1800-2059	36
2100-2359	20
TOTAL	125

Number of Children Present

ages 0-3	35
ages 4-6	8
ages 7-9	7
ages 10-12	5
ages 13-15	8
ages 16-18	5
age unknown	0
TOTAL	68

Weapon Used

Blunt Object	2
Handgun	0
Hands/Fist/Feet	114
Knife/Cutting Inst	5
Other Firearm	0
Other Weapon	3
Unknown	0
TOTAL	124

Victim Relationship to Offender

Cohabitant	36
Spouse	38
Dating	14
Child in Common	8
Blood Relative	5
Parent	10
Child	5
Former Spouse	2
Former Dating	5
Former Cohabitant	2
Related by Marriage	0
TOTAL	125

Number of Mutual Combatant Incidents

Number of Incidents	1
---------------------	---

**STATE OF NEVADA
DOMESTIC VIOLENCE DATA COLLECTION**



AGENCY: Humboldt County

MONTH/YEAR: 2007 Totals

OFFENDER INFORMATION

MALE OFFENDER

Age	Total	Race	Total
Under 18	7	White	93
18-24	23	Black	1
25-34	26	Am Indian	4
35-44	22	Asian	0
45-54	10	Unknown	0
55-64	3		
65 over	4	Ethnicity	
Unknown	0	Hispanic	19
TOTAL	95		98

FEMALE OFFENDER

Age	Total	Race	Total
Under 18	4	White	29
18-24	3	Black	0
25-34	9	Am Indian	2
35-44	10	Asian	0
45-54	5	Unknown	0
55-64	0		
65 over	0	Ethnicity	
Unknown	0	Hispanic	2
TOTAL	31		31

Injuries	Total	Medical	Total
Minor	12	1st Aid	0
Moderate	4	Hospital	2
No Visible	67	None	82
Severe	0	Refused	4

Injuries	Total	Medical	Total
Minor	6	1st Aid	0
Moderate	1	Hospital	2
No Visible	25	None	26
Severe	0	Refused	2

	Total
Alcohol/Drug Use Suspected	52
DV Card Given	23
PO in Effect	3

	Total
Alcohol/Drug Use Suspected	16
DV Card Given	12
PO in Effect	0

**STATE OF NEVADA
DOMESTIC VIOLENCE DATA COLLECTION**



AGENCY: Humboldt County

MONTH/YEAR: 2007 Totals

VICTIM INFORMATION

MALE VICTIMS

Age	Total	Race	Total
Under 18	3	White	32
18-24	4	Black	0
25-34	5	Am Indian	1
35-44	10	Asian	0
45-54	7	Unknown	0
55-64	3		
65 over	1	Ethnicity	
Unknown	0	Hispanic	2
TOTAL	33		33

Injuries	Total	Medical	Total
Minor	18	1st Aid	2
Moderate	2	Hospital	1
No Visible	12	None	26
Severe	0	Refused	3

	Total
Alcohol/Drug Use Suspected	10
DV Card Given	14
PO in Effect	1

FEMALE VICTIMS

Age	Total	Race	Total
Under 18	6	White	85
18-24	30	Black	2
25-34	23	Am Indian	5
35-44	19	Asian	0
45-54	11	Unknown	1
55-64	2		
65 over	0	Ethnicity	
Unknown	0	Hispanic	7
TOTAL	91		93

Injuries	Total	Medical	Total
Minor	44	1st Aid	3
Moderate	16	Hospital	8
No Visible	25	None	56
Severe	1	Refused	17

	Total
Alcohol/Drug Use Suspected	17
DV Card Given	45
PO in Effect	3

**STATE OF NEVADA
DOMESTIC VIOLENCE DATA COLLECTION**



AGENCY: Lander County

MONTH/YEAR: 2007 Totals

ARRESTEE INFORMATION

Male Aggressors

Number of Males Arrested	1
Number of Males Not Arrested	0
Total	1

Mitigating Circumstances for Not Arrested

Aggressor undetermined	0
Gone upon arrival	0
No evidence of injury	0
Not reported within 24 hours	0
Other	0
Unknown	0
Total	0

***Other Males Arrested at the Scene
(i.e. not part of the domestic relationship)***

Number of Other Males Arrested	0
--------------------------------	---

Female Aggressors

Number of Females Arrested	1
Number of Females Not Arrested	0
Total	1

Mitigating Circumstances for Not Arrested

Aggressor undetermined	0
Gone upon arrival	0
No evidence of injury	0
Not reported within 24 hours	0
Other	0
Unknown	0
Total	0

***Other Females Arrested at the Scene
(i.e. not part of the domestic relationship)***

Number of Other Females Arrested	0
----------------------------------	---

**STATE OF NEVADA
DOMESTIC VIOLENCE DATA COLLECTION**



AGENCY: Lander County

MONTH/YEAR: 2007 Totals

GENERAL INFORMATION

Time of Day

0000-0259	4
0300-0559	1
0600-0859	5
0900-1159	2
1200-1459	2
1500-1759	4
1800-2059	4
2100-2359	9
TOTAL	31

Number of Children Present

ages 0-3	7
ages 4-6	4
ages 7-9	3
ages 10-12	1
ages 13-15	0
ages 16-18	1
age unknown	0
TOTAL	16

Weapon Used

Blunt Object	0
Handgun	1
Hands/Fist/Feet	30
Knife/Cutting Inst	0
Other Firearm	0
Other Weapon	1
Unknown	0
TOTAL	32

Victim Relationship to Offender

Cohabitant	5
Spouse	9
Dating	2
Child in Common	3
Blood Relative	7
Parent	3
Child	5
Former Spouse	0
Former Dating	1
Former Cohabitant	0
Related by Marriage	0
TOTAL	35

Number of Mutual Combatant Incidents

Number of Incidents	0
---------------------	---

**STATE OF NEVADA
DOMESTIC VIOLENCE DATA COLLECTION**



AGENCY: Lander County

MONTH/YEAR: 2007 Totals

OFFENDER INFORMATION

MALE OFFENDER

Age	Total	Race	Total
Under 18	3	White	19
18-24	4	Black	0
25-34	12	Am Indian	6
35-44	3	Asian	0
45-54	1	Unknown	1
55-64	1		
65 over	0	Ethnicity	
Unknown	0	Hispanic	2
TOTAL	24		26

FEMALE OFFENDER

Age	Total	Race	Total
Under 18	4	White	9
18-24	3	Black	0
25-34	3	Am Indian	3
35-44	1	Asian	0
45-54	0	Unknown	0
55-64	0		
65 over	0	Ethnicity	
Unknown	0	Hispanic	1
TOTAL	11		12

Injuries	Total	Medical	Total
Minor	4	1st Aid	0
Moderate	0	Hospital	2
No Visible	18	None	16
Severe	0	Refused	0

Injuries	Total	Medical	Total
Minor	1	1st Aid	0
Moderate	0	Hospital	0
No Visible	8	None	6
Severe	0	Refused	0

	Total
Alcohol/Drug Use Suspected	11
DV Card Given	0
PO in Effect	0

	Total
Alcohol/Drug Use Suspected	2
DV Card Given	2
PO in Effect	0

**STATE OF NEVADA
DOMESTIC VIOLENCE DATA COLLECTION**



AGENCY: Lander County

MONTH/YEAR: 2007 Totals

VICTIM INFORMATION

MALE VICTIMS

Age	Total	Race	Total
Under 18	0	White	10
18-24	1	Black	0
25-34	6	Am Indian	1
35-44	1	Asian	0
45-54	1	Unknown	0
55-64	0		
65 over	0	Ethnicity	
Unknown	0	Hispanic	2
TOTAL	9		11

Injuries	Total	Medical	Total
Minor	4	1st Aid	0
Moderate	0	Hospital	1
No Visible	4	None	2
Severe	1	Refused	3

	Total
Alcohol/Drug Use Suspected	3
DV Card Given	8
PO in Effect	0

FEMALE VICTIMS

Age	Total	Race	Total
Under 18	5	White	22
18-24	7	Black	0
25-34	8	Am Indian	5
35-44	6	Asian	0
45-54	1	Unknown	0
55-64	0		
65 over	0	Ethnicity	
Unknown	0	Hispanic	1
TOTAL	27		27

Injuries	Total	Medical	Total
Minor	17	1st Aid	0
Moderate	1	Hospital	3
No Visible	6	None	9
Severe	0	Refused	8

	Total
Alcohol/Drug Use Suspected	5
DV Card Given	24
PO in Effect	0

**STATE OF NEVADA
DOMESTIC VIOLENCE DATA COLLECTION**



AGENCY: Lincoln County

MONTH/YEAR: 2007 Totals

ARRESTEE INFORMATION

Male Aggressors

Number of Males Arrested	0
Number of Males Not Arrested	0
Total	0

Mitigating Circumstances for Not Arrested

Aggressor undetermined	0
Gone upon arrival	0
No evidence of injury	0
Not reported within 24 hours	0
Other	0
Unknown	0
Total	0

***Other Males Arrested at the Scene
(i.e. not part of the domestic relationship)***

Number of Other Males Arrested	0
--------------------------------	---

Female Aggressors

Number of Females Arrested	0
Number of Females Not Arrested	0
Total	0

Mitigating Circumstances for Not Arrested

Aggressor undetermined	0
Gone upon arrival	0
No evidence of injury	0
Not reported within 24 hours	0
Other	0
Unknown	0
Total	0

***Other Females Arrested at the Scene
(i.e. not part of the domestic relationship)***

Number of Other Females Arrested	0
----------------------------------	---

**STATE OF NEVADA
DOMESTIC VIOLENCE DATA COLLECTION**



AGENCY: Lincoln County

MONTH/YEAR: 2007 Totals

GENERAL INFORMATION

Time of Day

0000-0259	0
0300-0559	0
0600-0859	0
0900-1159	0
1200-1459	0
1500-1759	0
1800-2059	0
2100-2359	0
TOTAL	0

Number of Children Present

ages 0-3	0
ages 4-6	0
ages 7-9	0
ages 10-12	0
ages 13-15	0
ages 16-18	0
age unknown	0
TOTAL	0

Weapon Used

Blunt Object	0
Handgun	0
Hands/Fist/Feet	0
Knife/Cutting Inst	0
Other Firearm	0
Other Weapon	0
Unknown	0
TOTAL	0

Victim Relationship to Offender

Cohabitant	0
Spouse	0
Dating	0
Child in Common	0
Blood Relative	0
Parent	0
Child	0
Former Spouse	0
Former Dating	0
Former Cohabitant	0
Related by Marriage	0
TOTAL	0

Number of Mutual Combatant Incidents

Number of Incidents	0
---------------------	---

**STATE OF NEVADA
DOMESTIC VIOLENCE DATA COLLECTION**



AGENCY: Lincoln County

MONTH/YEAR: 2007 Totals

OFFENDER INFORMATION

MALE OFFENDER

Age	Total	Race	Total
Under 18	0	White	0
18-24	0	Black	0
25-34	0	Am Indian	0
35-44	0	Asian	0
45-54	0	Unknown	0
55-64	0		
65 over	0	Ethnicity	
Unknown	0	Hispanic	0
TOTAL	0		0

FEMALE OFFENDER

Age	Total	Race	Total
Under 18	0	White	0
18-24	0	Black	0
25-34	0	Am Indian	0
35-44	0	Asian	0
45-54	0	Unknown	0
55-64	0		
65 over	0	Ethnicity	
Unknown	0	Hispanic	0
TOTAL	0		0

Injuries	Total	Medical	Total
Minor	0	1st Aid	0
Moderate	0	Hospital	0
No Visible	0	None	0
Severe	0	Refused	0

Injuries	Total	Medical	Total
Minor	0	1st Aid	0
Moderate	0	Hospital	0
No Visible	0	None	0
Severe	0	Refused	0

	Total
Alcohol/Drug Use Suspected	0
DV Card Given	0
PO in Effect	0

	Total
Alcohol/Drug Use Suspected	0
DV Card Given	0
PO in Effect	0

**STATE OF NEVADA
DOMESTIC VIOLENCE DATA COLLECTION**



AGENCY: Lincoln County

MONTH/YEAR: 2007 Totals

VICTIM INFORMATION

MALE VICTIMS

Age	Total	Race	Total
Under 18	0	White	0
18-24	0	Black	0
25-34	0	Am Indian	0
35-44	0	Asian	0
45-54	0	Unknown	0
55-64	0		
65 over	0	Ethnicity	
Unknown	0	Hispanic	0
TOTAL	0		0

Injuries	Total	Medical	Total
Minor	0	1st Aid	0
Moderate	0	Hospital	0
No Visible	0	None	0
Severe	2	Refused	0

	Total
Alcohol/Drug Use Suspected	0
DV Card Given	0
PO in Effect	0

FEMALE VICTIMS

Age	Total	Race	Total
Under 18	0	White	0
18-24	0	Black	0
25-34	0	Am Indian	0
35-44	0	Asian	0
45-54	0	Unknown	0
55-64	0		
65 over	0	Ethnicity	
Unknown	0	Hispanic	0
TOTAL	0		0

Injuries	Total	Medical	Total
Minor	0	1st Aid	0
Moderate	0	Hospital	0
No Visible	0	None	0
Severe	0	Refused	0

	Total
Alcohol/Drug Use Suspected	0
DV Card Given	0
PO in Effect	0

**STATE OF NEVADA
DOMESTIC VIOLENCE DATA COLLECTION**



AGENCY: Lyon County

MONTH/YEAR: 2007 Totals

ARRESTEE INFORMATION

Male Aggressors

Number of Males Arrested	0
Number of Males Not Arrested	0
Total	0

Mitigating Circumstances for Not Arrested

Aggressor undetermined	0
Gone upon arrival	0
No evidence of injury	0
Not reported within 24 hours	0
Other	0
Unknown	0
Total	0

***Other Males Arrested at the Scene
(i.e. not part of the domestic relationship)***

Number of Other Males Arrested	0
--------------------------------	---

Female Aggressors

Number of Females Arrested	0
Number of Females Not Arrested	0
Total	0

Mitigating Circumstances for Not Arrested

Aggressor undetermined	0
Gone upon arrival	0
No evidence of injury	0
Not reported within 24 hours	0
Other	0
Unknown	0
Total	0

***Other Females Arrested at the Scene
(i.e. not part of the domestic relationship)***

Number of Other Females Arrested	0
----------------------------------	---

**STATE OF NEVADA
DOMESTIC VIOLENCE DATA COLLECTION**



AGENCY: Lyon County

MONTH/YEAR: 2007 Totals

GENERAL INFORMATION

Time of Day

0000-0259	13
0300-0559	2
0600-0859	3
0900-1159	16
1200-1459	2
1500-1759	9
1800-2059	21
2100-2359	21
TOTAL	87

Number of Children Present

ages 0-3	28
ages 4-6	8
ages 7-9	15
ages 10-12	12
ages 13-15	11
ages 16-18	5
age unknown	5
TOTAL	84

Weapon Used

Blunt Object	1
Handgun	1
Hands/Fist/Feet	74
Knife/Cutting Inst	2
Other Firearm	0
Other Weapon	8
Unknown	2
TOTAL	88

Victim Relationship to Offender

Cohabitant	19
Spouse	23
Dating	16
Child in Common	6
Blood Relative	11
Parent	7
Child	9
Former Spouse	1
Former Dating	6
Former Cohabitant	2
Related by Marriage	2
TOTAL	102

Number of Mutual Combatant Incidents

Number of Incidents	18
---------------------	----

**STATE OF NEVADA
DOMESTIC VIOLENCE DATA COLLECTION**



AGENCY: Lyon County

MONTH/YEAR: 2007 Totals

OFFENDER INFORMATION

MALE OFFENDER

Age	Total	Race	Total
Under 18	10	White	55
18-24	10	Black	3
25-34	12	Am Indian	0
35-44	14	Asian	0
45-54	12	Unknown	0
55-64	3		
65 over	0	Ethnicity	
Unknown	0	Hispanic	8
TOTAL	61		58

FEMALE OFFENDER

Age	Total	Race	Total
Under 18	7	White	31
18-24	4	Black	1
25-34	9	Am Indian	0
35-44	9	Asian	0
45-54	5	Unknown	2
55-64	1		
65 over	0	Ethnicity	
Unknown	0	Hispanic	5
TOTAL	35		34

Injuries	Total	Medical	Total
Minor	6	1st Aid	0
Moderate	0	Hospital	1
No Visible	30	None	37
Severe	0	Refused	3

Injuries	Total	Medical	Total
Minor	4	1st Aid	0
Moderate	0	Hospital	0
No Visible	20	None	21
Severe	0	Refused	1

	Total
Alcohol/Drug Use Suspected	23
DV Card Given	18
PO in Effect	0

	Total
Alcohol/Drug Use Suspected	8
DV Card Given	9
PO in Effect	0

**STATE OF NEVADA
DOMESTIC VIOLENCE DATA COLLECTION**



AGENCY: Lyon County

MONTH/YEAR: 2007 Totals

VICTIM INFORMATION

MALE VICTIMS

Age	Total	Race	Total
Under 18	10	White	26
18-24	3	Black	0
25-34	7	Am Indian	0
35-44	5	Asian	0
45-54	2	Unknown	0
55-64	2		
65 over	0	Ethnicity	
Unknown	0	Hispanic	5
TOTAL	29		26

Injuries	Total	Medical	Total
Minor	11	1st Aid	0
Moderate	0	Hospital	0
No Visible	12	None	15
Severe	0	Refused	5

	Total
Alcohol/Drug Use Suspected	2
DV Card Given	8
PO in Effect	0

FEMALE VICTIMS

Age	Total	Race	Total
Under 18	7	White	51
18-24	5	Black	3
25-34	20	Am Indian	2
35-44	15	Asian	0
45-54	4	Unknown	0
55-64	1		
65 over	2	Ethnicity	
Unknown	0	Hispanic	4
TOTAL	54		56

Injuries	Total	Medical	Total
Minor	13	1st Aid	0
Moderate	5	Hospital	4
No Visible	24	None	30
Severe	1	Refused	8

	Total
Alcohol/Drug Use Suspected	8
DV Card Given	26
PO in Effect	0

**STATE OF NEVADA
DOMESTIC VIOLENCE DATA COLLECTION**



AGENCY: Mineral County

MONTH/YEAR: 2007 Totals

ARRESTEE INFORMATION

Male Aggressors

Number of Males Arrested	8
Number of Males Not Arrested	2
Total	10

Mitigating Circumstances for Not Arrested

Aggressor undetermined	0
Gone upon arrival	1
No evidence of injury	0
Not reported within 24 hours	0
Other	1
Unknown	0
Total	2

***Other Males Arrested at the Scene
(i.e. not part of the domestic relationship)***

Number of Other Males Arrested	1
--------------------------------	---

Female Aggressors

Number of Females Arrested	2
Number of Females Not Arrested	1
Total	3

Mitigating Circumstances for Not Arrested

Aggressor undetermined	0
Gone upon arrival	0
No evidence of injury	0
Not reported within 24 hours	0
Other	0
Unknown	0
Total	0

***Other Females Arrested at the Scene
(i.e. not part of the domestic relationship)***

Number of Other Females Arrested	0
----------------------------------	---

**STATE OF NEVADA
DOMESTIC VIOLENCE DATA COLLECTION**



AGENCY: Mineral County

MONTH/YEAR: 2007 Totals

GENERAL INFORMATION

Time of Day

0000-0259	2
0300-0559	1
0600-0859	1
0900-1159	2
1200-1459	3
1500-1759	0
1800-2059	6
2100-2359	4
TOTAL	19

Number of Children Present

ages 0-3	2
ages 4-6	0
ages 7-9	0
ages 10-12	0
ages 13-15	0
ages 16-18	4
age unknown	0
TOTAL	6

Weapon Used

Blunt Object	3
Handgun	0
Hands/Fist/Feet	18
Knife/Cutting Inst	0
Other Firearm	0
Other Weapon	0
Unknown	0
TOTAL	21

Victim Relationship to Offender

Cohabitant	8
Spouse	5
Dating	5
Child in Common	5
Blood Relative	0
Parent	1
Child	2
Former Spouse	0
Former Dating	0
Former Cohabitant	0
Related by Marriage	0
TOTAL	26

Number of Mutual Combatant Incidents

Number of Incidents	1
---------------------	---

**STATE OF NEVADA
DOMESTIC VIOLENCE DATA COLLECTION**



AGENCY: Mineral County

MONTH/YEAR: 2007 Totals

OFFENDER INFORMATION

MALE OFFENDER

Age	Total	Race	Total
Under 18	0	White	11
18-24	7	Black	1
25-34	4	Am Indian	0
35-44	1	Asian	0
45-54	0	Unknown	1
55-64	1		
65 over	0	Ethnicity	
Unknown	0	Hispanic	1
TOTAL	13		13

FEMALE OFFENDER

Age	Total	Race	Total
Under 18	0	White	4
18-24	1	Black	0
25-34	1	Am Indian	1
35-44	2	Asian	0
45-54	1	Unknown	0
55-64	0		
65 over	0	Ethnicity	
Unknown	0	Hispanic	0
TOTAL	5		5

Injuries	Total	Medical	Total
Minor	3	1st Aid	0
Moderate	0	Hospital	0
No Visible	7	None	9
Severe	0	Refused	1

Injuries	Total	Medical	Total
Minor	1	1st Aid	0
Moderate	0	Hospital	1
No Visible	2	None	2
Severe	0	Refused	0

	Total
Alcohol/Drug Use Suspected	9
DV Card Given	1
PO in Effect	0

	Total
Alcohol/Drug Use Suspected	2
DV Card Given	1
PO in Effect	0

**STATE OF NEVADA
DOMESTIC VIOLENCE DATA COLLECTION**



AGENCY: Mineral County

MONTH/YEAR: 2007 Totals

VICTIM INFORMATION

MALE VICTIMS

Age	Total	Race	Total
Under 18	1	White	4
18-24	0	Black	0
25-34	2	Am Indian	0
35-44	0	Asian	0
45-54	0	Unknown	0
55-64	1		
65 over	0	Ethnicity	
Unknown	0	Hispanic	0
TOTAL	4		4

Injuries	Total	Medical	Total
Minor	2	1st Aid	0
Moderate	1	Hospital	0
No Visible	1	None	3
Severe	0	Refused	1

	Total
Alcohol/Drug Use Suspected	1
DV Card Given	0
PO in Effect	0

FEMALE VICTIMS

Age	Total	Race	Total
Under 18	1	White	16
18-24	8	Black	0
25-34	2	Am Indian	1
35-44	3	Asian	0
45-54	0	Unknown	0
55-64	1		
65 over	2	Ethnicity	
Unknown	0	Hispanic	1
TOTAL	17		17

Injuries	Total	Medical	Total
Minor	12	1st Aid	0
Moderate	2	Hospital	3
No Visible	3	None	8
Severe	0	Refused	2

	Total
Alcohol/Drug Use Suspected	6
DV Card Given	4
PO in Effect	0

**STATE OF NEVADA
DOMESTIC VIOLENCE DATA COLLECTION**



AGENCY: Nye County

MONTH/YEAR: 2007 Totals

ARRESTEE INFORMATION

Male Aggressors

Number of Males Arrested	58
Number of Males Not Arrested	24
Total	82

Mitigating Circumstances for Not Arrested

Aggressor undetermined	2
Gone upon arrival	12
No evidence of injury	1
Not reported within 24 hours	5
Other	1
Unknown	0
Total	21

***Other Males Arrested at the Scene
(i.e. not part of the domestic relationship)***

Number of Other Males Arrested	64
--------------------------------	----

Female Aggressors

Number of Females Arrested	23
Number of Females Not Arrested	11
Total	34

Mitigating Circumstances for Not Arrested

Aggressor undetermined	1
Gone upon arrival	3
No evidence of injury	3
Not reported within 24 hours	0
Other	1
Unknown	0
Total	8

***Other Females Arrested at the Scene
(i.e. not part of the domestic relationship)***

Number of Other Females Arrested	25
----------------------------------	----

**STATE OF NEVADA
DOMESTIC VIOLENCE DATA COLLECTION**



AGENCY: Nye County

MONTH/YEAR: 2007 Totals

GENERAL INFORMATION

Time of Day

0000-0259	11
0300-0559	7
0600-0859	6
0900-1159	11
1200-1459	12
1500-1759	18
1800-2059	20
2100-2359	31
TOTAL	116

Number of Children Present

ages 0-3	6
ages 4-6	1
ages 7-9	2
ages 10-12	2
ages 13-15	5
ages 16-18	1
age unknown	9
TOTAL	26

Weapon Used

Blunt Object	1
Handgun	0
Hands/Fist/Feet	111
Knife/Cutting Inst	2
Other Firearm	0
Other Weapon	2
Unknown	0
TOTAL	116

Victim Relationship to Offender

Cohabitant	12
Spouse	29
Dating	38
Child in Common	4
Blood Relative	14
Parent	3
Child	7
Former Spouse	3
Former Dating	4
Former Cohabitant	0
Related by Marriage	2
TOTAL	116

Number of Mutual Combatant Incidents

Number of Incidents	116
---------------------	-----

**STATE OF NEVADA
DOMESTIC VIOLENCE DATA COLLECTION**



AGENCY: Nye County

MONTH/YEAR: 2007 Totals

OFFENDER INFORMATION

MALE OFFENDER

Age	Total	Race	Total
Under 18	4	White	74
18-24	16	Black	3
25-34	22	Am Indian	0
35-44	16	Asian	0
45-54	17	Unknown	0
55-64	5		
65 over	2	Ethnicity	
Unknown	0	Hispanic	14
TOTAL	82		77

FEMALE OFFENDER

Age	Total	Race	Total
Under 18	1	White	30
18-24	5	Black	4
25-34	10	Am Indian	0
35-44	8	Asian	0
45-54	8	Unknown	0
55-64	1		
65 over	1	Ethnicity	
Unknown	0	Hispanic	6
TOTAL	34		34

Injuries	Total	Medical	Total
Minor	8	1st Aid	0
Moderate	0	Hospital	0
No Visible	14	None	0
Severe	0	Refused	16

Injuries	Total	Medical	Total
Minor	3	1st Aid	0
Moderate	0	Hospital	0
No Visible	3	None	0
Severe	0	Refused	5

	Total
Alcohol/Drug Use Suspected	15
DV Card Given	2
PO in Effect	0

	Total
Alcohol/Drug Use Suspected	8
DV Card Given	0
PO in Effect	0

**STATE OF NEVADA
DOMESTIC VIOLENCE DATA COLLECTION**



AGENCY: Nye County

MONTH/YEAR: 2007 Totals

VICTIM INFORMATION

MALE VICTIMS

Age	Total	Race	Total
Under 18	2	White	32
18-24	2	Black	0
25-34	6	Am Indian	0
35-44	12	Asian	0
45-54	7	Unknown	0
55-64	6		
65 over	1	Ethnicity	
Unknown	0	Hispanic	2
TOTAL	36		32

Injuries	Total	Medical	Total
Minor	29	1st Aid	0
Moderate	1	Hospital	0
No Visible	5	None	0
Severe	0	Refused	34

	Total
Alcohol/Drug Use Suspected	3
DV Card Given	16
PO in Effect	0

FEMALE VICTIMS

Age	Total	Race	Total
Under 18	4	White	79
18-24	22	Black	1
25-34	17	Am Indian	0
35-44	22	Asian	0
45-54	12	Unknown	0
55-64	3		
65 over	0	Ethnicity	
Unknown	0	Hispanic	11
TOTAL	80		80

Injuries	Total	Medical	Total
Minor	64	1st Aid	0
Moderate	0	Hospital	1
No Visible	11	None	0
Severe	1	Refused	74

	Total
Alcohol/Drug Use Suspected	12
DV Card Given	40
PO in Effect	0

**STATE OF NEVADA
DOMESTIC VIOLENCE DATA COLLECTION**



AGENCY: Pershing County

MONTH/YEAR: 2007 Totals

ARRESTEE INFORMATION

Male Aggressors

Number of Males Arrested	15
Number of Males Not Arrested	16
Total	31

Mitigating Circumstances for Not Arrested

Aggressor undetermined	2
Gone upon arrival	4
No evidence of injury	8
Not reported within 24 hours	0
Other	5
Unknown	1
Total	20

***Other Males Arrested at the Scene
(i.e. not part of the domestic relationship)***

Number of Other Males Arrested	0
--------------------------------	---

Female Aggressors

Number of Females Arrested	4
Number of Females Not Arrested	7
Total	11

Mitigating Circumstances for Not Arrested

Aggressor undetermined	2
Gone upon arrival	2
No evidence of injury	4
Not reported within 24 hours	1
Other	0
Unknown	0
Total	9

***Other Females Arrested at the Scene
(i.e. not part of the domestic relationship)***

Number of Other Females Arrested	0
----------------------------------	---

**STATE OF NEVADA
DOMESTIC VIOLENCE DATA COLLECTION**



AGENCY: Pershing County

MONTH/YEAR: 2007 Totals

GENERAL INFORMATION

Time of Day

0000-0259	2
0300-0559	2
0600-0859	1
0900-1159	1
1200-1459	2
1500-1759	6
1800-2059	8
2100-2359	6
TOTAL	28

Number of Children Present

ages 0-3	6
ages 4-6	7
ages 7-9	1
ages 10-12	2
ages 13-15	0
ages 16-18	4
age unknown	0
TOTAL	20

Weapon Used

Blunt Object	2
Handgun	0
Hands/Fist/Feet	18
Knife/Cutting Inst	1
Other Firearm	0
Other Weapon	0
Unknown	8
TOTAL	29

Victim Relationship to Offender

Cohabitant	4
Spouse	10
Dating	7
Child in Common	0
Blood Relative	2
Parent	0
Child	3
Former Spouse	0
Former Dating	0
Former Cohabitant	0
Related by Marriage	2
TOTAL	28

Number of Mutual Combatant Incidents

Number of Incidents	27
---------------------	----

**STATE OF NEVADA
DOMESTIC VIOLENCE DATA COLLECTION**



AGENCY: Pershing County

MONTH/YEAR: 2007 Totals

OFFENDER INFORMATION

MALE OFFENDER

Age	Total	Race	Total
Under 18	1	White	22
18-24	7	Black	2
25-34	7	Am Indian	1
35-44	7	Asian	0
45-54	3	Unknown	3
55-64	1		
65 over	0	Ethnicity	
Unknown	0	Hispanic	3
TOTAL	26		28

FEMALE OFFENDER

Age	Total	Race	Total
Under 18	0	White	8
18-24	4	Black	0
25-34	1	Am Indian	0
35-44	1	Asian	0
45-54	1	Unknown	1
55-64	0		
65 over	0	Ethnicity	
Unknown	2	Hispanic	2
TOTAL	9		9

Injuries	Total	Medical	Total
Minor	4	1st Aid	0
Moderate	3	Hospital	2
No Visible	19	None	20
Severe	0	Refused	4

Injuries	Total	Medical	Total
Minor	0	1st Aid	0
Moderate	0	Hospital	0
No Visible	8	None	8
Severe	0	Refused	0

	Total
Alcohol/Drug Use Suspected	9
DV Card Given	3
PO in Effect	0

	Total
Alcohol/Drug Use Suspected	3
DV Card Given	0
PO in Effect	0

**STATE OF NEVADA
DOMESTIC VIOLENCE DATA COLLECTION**



AGENCY: Pershing County

MONTH/YEAR: 2007 Totals

VICTIM INFORMATION

MALE VICTIMS

Age	Total	Race	Total
Under 18	0	White	11
18-24	3	Black	1
25-34	5	Am Indian	0
35-44	1	Asian	0
45-54	3	Unknown	1
55-64	1		
65 over	0	Ethnicity	
Unknown	0	Hispanic	3
TOTAL	13		13

Injuries	Total	Medical	Total
Minor	2	1st Aid	0
Moderate	2	Hospital	1
No Visible	9	None	11
Severe	0	Refused	1

	Total
Alcohol/Drug Use Suspected	4
DV Card Given	0
PO in Effect	0

FEMALE VICTIMS

Age	Total	Race	Total
Under 18	2	White	21
18-24	7	Black	1
25-34	4	Am Indian	0
35-44	3	Asian	0
45-54	3	Unknown	4
55-64	2		
65 over	0	Ethnicity	
Unknown	2	Hispanic	3
TOTAL	23		26

Injuries	Total	Medical	Total
Minor	9	1st Aid	0
Moderate	1	Hospital	1
No Visible	13	None	16
Severe	0	Refused	6

	Total
Alcohol/Drug Use Suspected	4
DV Card Given	8
PO in Effect	0

**STATE OF NEVADA
DOMESTIC VIOLENCE DATA COLLECTION**



AGENCY: Storey County

MONTH/YEAR: 2007 Totals

ARRESTEE INFORMATION

Male Aggressors

Number of Males Arrested	14
Number of Males Not Arrested	0
Total	14

Mitigating Circumstances for Not Arrested

Aggressor undetermined	0
Gone upon arrival	0
No evidence of injury	0
Not reported within 24 hours	0
Other	0
Unknown	0
Total	0

***Other Males Arrested at the Scene
(i.e. not part of the domestic relationship)***

Number of Other Males Arrested	0
--------------------------------	---

Female Aggressors

Number of Females Arrested	1
Number of Females Not Arrested	0
Total	1

Mitigating Circumstances for Not Arrested

Aggressor undetermined	0
Gone upon arrival	0
No evidence of injury	0
Not reported within 24 hours	0
Other	0
Unknown	0
Total	0

***Other Females Arrested at the Scene
(i.e. not part of the domestic relationship)***

Number of Other Females Arrested	0
----------------------------------	---

**STATE OF NEVADA
DOMESTIC VIOLENCE DATA COLLECTION**



AGENCY: Storey County

MONTH/YEAR: 2007 Totals

GENERAL INFORMATION

Time of Day

0000-0259	1
0300-0559	2
0600-0859	0
0900-1159	2
1200-1459	2
1500-1759	4
1800-2059	10
2100-2359	3
TOTAL	24

Number of Children Present

ages 0-3	1
ages 4-6	1
ages 7-9	1
ages 10-12	2
ages 13-15	1
ages 16-18	1
age unknown	0
TOTAL	7

Weapon Used

Blunt Object	0
Handgun	0
Hands/Fist/Feet	22
Knife/Cutting Inst	2
Other Firearm	1
Other Weapon	0
Unknown	1
TOTAL	26

Victim Relationship to Offender

Cohabitant	7
Spouse	8
Dating	4
Child in Common	0
Blood Relative	1
Parent	0
Child	3
Former Spouse	0
Former Dating	0
Former Cohabitant	0
Related by Marriage	1
TOTAL	24

Number of Mutual Combatant Incidents

Number of Incidents	0
---------------------	---

**STATE OF NEVADA
DOMESTIC VIOLENCE DATA COLLECTION**



AGENCY: Storey County

MONTH/YEAR: 2007 Totals

OFFENDER INFORMATION

MALE OFFENDER

Age	Total	Race	Total
Under 18	0	White	21
18-24	3	Black	0
25-34	3	Am Indian	0
35-44	8	Asian	0
45-54	7	Unknown	0
55-64	1		
65 over	0	Ethnicity	
Unknown	0	Hispanic	0
TOTAL	22		21

FEMALE OFFENDER

Age	Total	Race	Total
Under 18	0	White	2
18-24	0	Black	0
25-34	1	Am Indian	0
35-44	1	Asian	0
45-54	0	Unknown	0
55-64	0		
65 over	0	Ethnicity	
Unknown	0	Hispanic	0
TOTAL	2		2

Injuries	Total	Medical	Total
Minor	0	1st Aid	0
Moderate	1	Hospital	0
No Visible	20	None	18
Severe	0	Refused	0

Injuries	Total	Medical	Total
Minor	0	1st Aid	0
Moderate	0	Hospital	0
No Visible	2	None	2
Severe	0	Refused	0

	Total
Alcohol/Drug Use Suspected	10
DV Card Given	0
PO in Effect	0

	Total
Alcohol/Drug Use Suspected	1
DV Card Given	0
PO in Effect	0

**STATE OF NEVADA
DOMESTIC VIOLENCE DATA COLLECTION**



AGENCY: Storey County

MONTH/YEAR: 2007 Totals

VICTIM INFORMATION

MALE VICTIMS

Age	Total	Race	Total
Under 18	2	White	5
18-24	1	Black	0
25-34	1	Am Indian	0
35-44	0	Asian	0
45-54	1	Unknown	0
55-64	0		
65 over	0	Ethnicity	
Unknown	0	Hispanic	0
TOTAL	5		5

Injuries	Total	Medical	Total
Minor	1	1st Aid	0
Moderate	0	Hospital	0
No Visible	4	None	2
Severe	0	Refused	0

	Total
Alcohol/Drug Use Suspected	1
DV Card Given	4
PO in Effect	0

FEMALE VICTIMS

Age	Total	Race	Total
Under 18	1	White	18
18-24	4	Black	0
25-34	3	Am Indian	0
35-44	5	Asian	0
45-54	6	Unknown	0
55-64	0		
65 over	0	Ethnicity	
Unknown	0	Hispanic	2
TOTAL	19		18

Injuries	Total	Medical	Total
Minor	11	1st Aid	3
Moderate	0	Hospital	0
No Visible	8	None	12
Severe	0	Refused	4

	Total
Alcohol/Drug Use Suspected	6
DV Card Given	19
PO in Effect	0

**STATE OF NEVADA
DOMESTIC VIOLENCE DATA COLLECTION**



AGENCY: Washoe County

MONTH/YEAR: 2007 Totals

ARRESTEE INFORMATION

Male Aggressors

Number of Males Arrested	695
Number of Males Not Arrested	269
Total	964

Mitigating Circumstances for Not Arrested

Aggressor undetermined	38
Gone upon arrival	49
No evidence of injury	18
Not reported within 24 hours	19
Other	8
Unknown	1
Total	133

***Other Males Arrested at the Scene
(i.e. not part of the domestic relationship)***

Number of Other Males Arrested	2
--------------------------------	---

Female Aggressors

Number of Females Arrested	213
Number of Females Not Arrested	95
Total	308

Mitigating Circumstances for Not Arrested

Aggressor undetermined	20
Gone upon arrival	12
No evidence of injury	8
Not reported within 24 hours	1
Other	2
Unknown	0
Total	43

***Other Females Arrested at the Scene
(i.e. not part of the domestic relationship)***

Number of Other Females Arrested	1
----------------------------------	---

**STATE OF NEVADA
DOMESTIC VIOLENCE DATA COLLECTION**



AGENCY: Washoe County

MONTH/YEAR: 2007 Totals

GENERAL INFORMATION

Time of Day

0000-0259	270
0300-0559	124
0600-0859	101
0900-1159	173
1200-1459	207
1500-1759	307
1800-2059	442
2100-2359	381
TOTAL	2013

Number of Children Present

ages 0-3	309
ages 4-6	156
ages 7-9	109
ages 10-12	115
ages 13-15	147
ages 16-18	84
age unknown	2
TOTAL	922

Weapon Used

Blunt Object	55
Handgun	5
Hands/Fist/Feet	1484
Knife/Cutting Inst	29
Other Firearm	6
Other Weapon	58
Unknown	31
TOTAL	1668

Victim Relationship to Offender

Cohabitant	328
Spouse	309
Dating	253
Child in Common	89
Blood Relative	121
Parent	97
Child	71
Former Spouse	25
Former Dating	7
Former Cohabitant	21
Related by Marriage	25
TOTAL	1319

Number of Mutual Combatant Incidents

Number of Incidents	34
---------------------	----

**STATE OF NEVADA
DOMESTIC VIOLENCE DATA COLLECTION**



AGENCY: Washoe County

MONTH/YEAR: 2007 Totals

OFFENDER INFORMATION

MALE OFFENDER

Age	Total	Race	Total
Under 18	88	White	814
18-24	158	Black	66
25-34	278	Am Indian	13
35-44	226	Asian	22
45-54	130	Unknown	6
55-64	20		
65 over	12	Ethnicity	
Unknown	0	Hispanic	208
TOTAL	912		921

FEMALE OFFENDER

Age	Total	Race	Total
Under 18	38	White	199
18-24	73	Black	103
25-34	62	Am Indian	25
35-44	76	Asian	16
45-54	58	Unknown	1
55-64	24		
65 over	5	Ethnicity	
Unknown	6	Hispanic	19
TOTAL	226		235

Injuries	Total	Medical	Total
Minor	178	1st Aid	18
Moderate	13	Hospital	14
No Visible	628	None	694
Severe	2	Refused	93

Injuries	Total	Medical	Total
Minor	60	1st Aid	8
Moderate	23	Hospital	6
No Visible	159	None	153
Severe	84	Refused	134

	Total
Alcohol/Drug Use Suspected	270
DV Card Given	30
PO in Effect	4

	Total
Alcohol/Drug Use Suspected	57
DV Card Given	42
PO in Effect	13

**STATE OF NEVADA
DOMESTIC VIOLENCE DATA COLLECTION**



AGENCY: Washoe County

MONTH/YEAR: 2007 Totals

VICTIM INFORMATION

MALE VICTIMS

Age	Total	Race	Total
Under 18	95	White	558
18-24	111	Black	35
25-34	153	Am Indian	7
35-44	142	Asian	15
45-54	114	Unknown	9
55-64	40		
65 over	8	Ethnicity	
Unknown	0	Hispanic	117
TOTAL	663		624

Injuries	Total	Medical	Total
Minor	200	1st Aid	11
Moderate	13	Hospital	6
No Visible	160	None	220
Severe	4	Refused	140

	Total
Alcohol/Drug Use Suspected	73
DV Card Given	370
PO in Effect	1

FEMALE VICTIMS

Age	Total	Race	Total
Under 18	111	White	1214
18-24	313	Black	166
25-34	395	Am Indian	46
35-44	348	Asian	84
45-54	228	Unknown	27
55-64	75		
65 over	32	Ethnicity	
Unknown	5	Hispanic	251
TOTAL	1507		1537

Injuries	Total	Medical	Total
Minor	466	1st Aid	39
Moderate	86	Hospital	45
No Visible	316	None	434
Severe	77	Refused	332

	Total
Alcohol/Drug Use Suspected	151
DV Card Given	910
PO in Effect	80

**STATE OF NEVADA
DOMESTIC VIOLENCE DATA COLLECTION**



AGENCY: White Pine County

MONTH/YEAR: 2007 Totals

ARRESTEE INFORMATION

Male Aggressors

Number of Males Arrested	33
Number of Males Not Arrested	5
Total	38

Mitigating Circumstances for Not Arrested

Aggressor undetermined	0
Gone upon arrival	4
No evidence of injury	0
Not reported within 24 hours	1
Other	0
Unknown	0
Total	5

***Other Males Arrested at the Scene
(i.e. not part of the domestic relationship)***

Number of Other Males Arrested	0
--------------------------------	---

Female Aggressors

Number of Females Arrested	8
Number of Females Not Arrested	0
Total	8

Mitigating Circumstances for Not Arrested

Aggressor undetermined	0
Gone upon arrival	0
No evidence of injury	0
Not reported within 24 hours	0
Other	0
Unknown	0
Total	0

***Other Females Arrested at the Scene
(i.e. not part of the domestic relationship)***

Number of Other Females Arrested	0
----------------------------------	---

**STATE OF NEVADA
DOMESTIC VIOLENCE DATA COLLECTION**



AGENCY: White Pine County

MONTH/YEAR: 2007 Totals

GENERAL INFORMATION

Time of Day

0000-0259	1
0300-0559	1
0600-0859	1
0900-1159	1
1200-1459	0
1500-1759	6
1800-2059	26
2100-2359	14
TOTAL	50

Number of Children Present

ages 0-3	1
ages 4-6	0
ages 7-9	0
ages 10-12	0
ages 13-15	1
ages 16-18	2
age unknown	0
TOTAL	4

Weapon Used

Blunt Object	0
Handgun	0
Hands/Fist/Feet	48
Knife/Cutting Inst	1
Other Firearm	0
Other Weapon	1
Unknown	0
TOTAL	50

Victim Relationship to Offender

Cohabitant	18
Spouse	12
Dating	4
Child in Common	0
Blood Relative	9
Parent	1
Child	1
Former Spouse	3
Former Dating	2
Former Cohabitant	0
Related by Marriage	0
TOTAL	50

Number of Mutual Combatant Incidents

Number of Incidents	0
---------------------	---

**STATE OF NEVADA
DOMESTIC VIOLENCE DATA COLLECTION**



AGENCY: White Pine County

MONTH/YEAR: 2007 Totals

OFFENDER INFORMATION

MALE OFFENDER

Age	Total	Race	Total
Under 18	1	White	38
18-24	2	Black	0
25-34	10	Am Indian	4
35-44	19	Asian	0
45-54	10	Unknown	0
55-64	0		
65 over	0	Ethnicity	
Unknown	0	Hispanic	5
TOTAL	42		42

FEMALE OFFENDER

Age	Total	Race	Total
Under 18	0	White	9
18-24	1	Black	0
25-34	3	Am Indian	0
35-44	4	Asian	0
45-54	1	Unknown	0
55-64	0		
65 over	0	Ethnicity	
Unknown	0	Hispanic	1
TOTAL	9		9

Injuries	Total	Medical	Total
Minor	0	1st Aid	0
Moderate	0	Hospital	0
No Visible	30	None	16
Severe	0	Refused	0

Injuries	Total	Medical	Total
Minor	1	1st Aid	0
Moderate	0	Hospital	0
No Visible	6	None	6
Severe	0	Refused	0

	Total
Alcohol/Drug Use Suspected	35
DV Card Given	0
PO in Effect	0

	Total
Alcohol/Drug Use Suspected	9
DV Card Given	0
PO in Effect	0

**STATE OF NEVADA
DOMESTIC VIOLENCE DATA COLLECTION**



AGENCY: White Pine County

MONTH/YEAR: 2007 Totals

VICTIM INFORMATION

MALE VICTIMS

Age	Total	Race	Total
Under 18	1	White	16
18-24	2	Black	1
25-34	3	Am Indian	0
35-44	3	Asian	0
45-54	5	Unknown	0
55-64	3		
65 over	0	Ethnicity	
Unknown	0	Hispanic	1
TOTAL	17		17

Injuries	Total	Medical	Total
Minor	21	1st Aid	1
Moderate	4	Hospital	2
No Visible	0	None	21
Severe	1	Refused	0

	Total
Alcohol/Drug Use Suspected	6
DV Card Given	18
PO in Effect	0

FEMALE VICTIMS

Age	Total	Race	Total
Under 18	2	White	32
18-24	1	Black	0
25-34	15	Am Indian	1
35-44	7	Asian	0
45-54	8	Unknown	0
55-64	0		
65 over	0	Ethnicity	
Unknown	0	Hispanic	3
TOTAL	33		33

Injuries	Total	Medical	Total
Minor	24	1st Aid	0
Moderate	7	Hospital	1
No Visible	1	None	32
Severe	0	Refused	0

	Total
Alcohol/Drug Use Suspected	11
DV Card Given	33
PO in Effect	0

Protection Orders



STATE MARCH – SILVER STATE FANFARE

In 1997 the Proctor R. Hug High School Marching Band and Dance Team participated in the Inaugural Parade for the President of the United States. The band's director Gerald Willis composed the march, "Silver State Fanfare" for the occasion that was uniquely Nevada's. It was adopted as the official state march of Nevada by the Legislature on May 24, 2001.

STATE COLORS – SILVER AND BLUE



STATE TARTAN

The Nevada State Tartan was designed by Richard Zygmunt Pawlowski.



Introduction and Definitions

The following report will describe and summarize temporary and extended protection orders issued in the State of Nevada for the calendar year of 2007. These reports are broken down to show which orders were granted to men and to women. Also included is a listing of those orders that included custody of a minor child and available historic data.

Definitions:

Temporary Protection Orders:

Can be granted within 24 hours of receiving the application and in effect up to 30 days or until scheduled court hearing.

Modified Temporary Protection Orders:

These are temporary protection orders that have been modified by the courts since their original issuing.

Extended Protection Orders:

Awarded only after a hearing before a judge and in effect for up to one year.

Modified Extended Protection Orders:

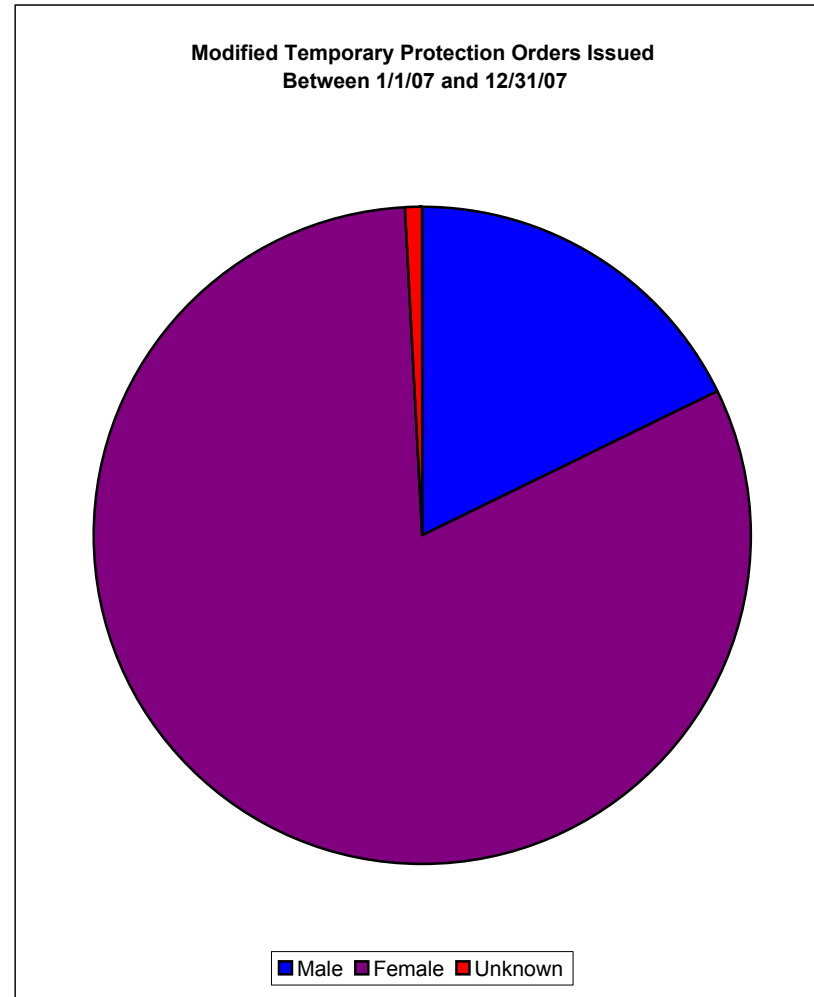
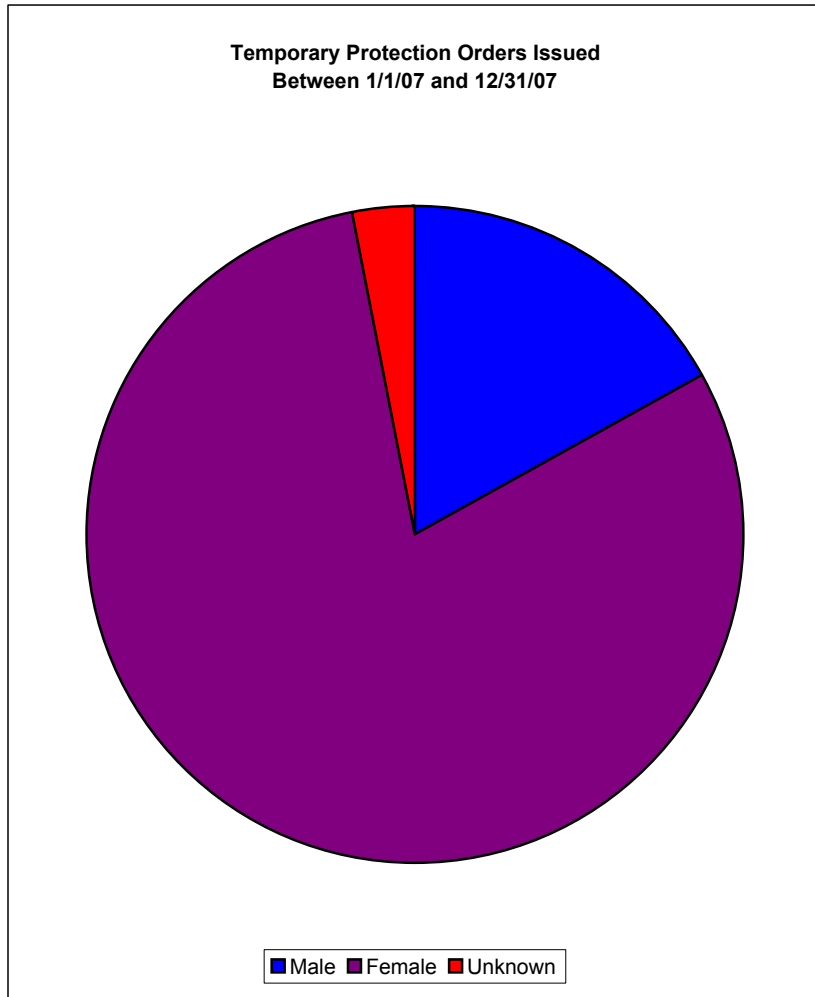
These are extended protection orders that have been modified by the courts since their original issuing.

Any of the above orders can also include a grant of temporary custody of a minor child.

Please note that on the graphs you will see gender described as male, female, and unknown. Unknown includes those who entered unknown on the application, or those that did not complete the gender portion of the application.

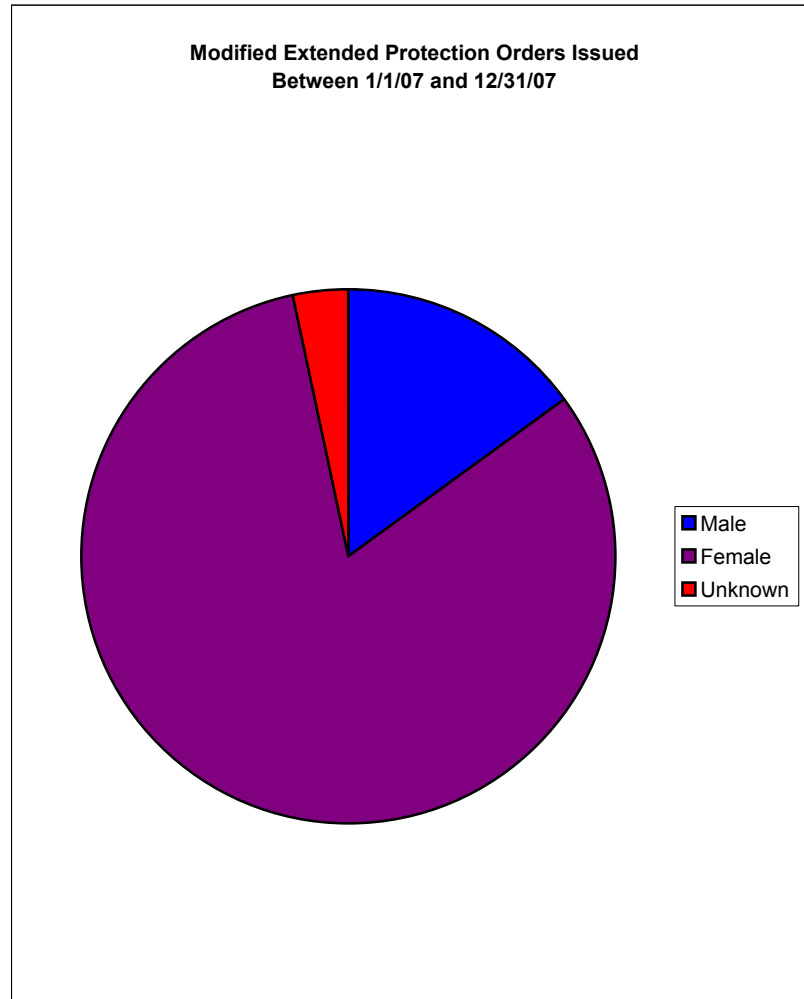
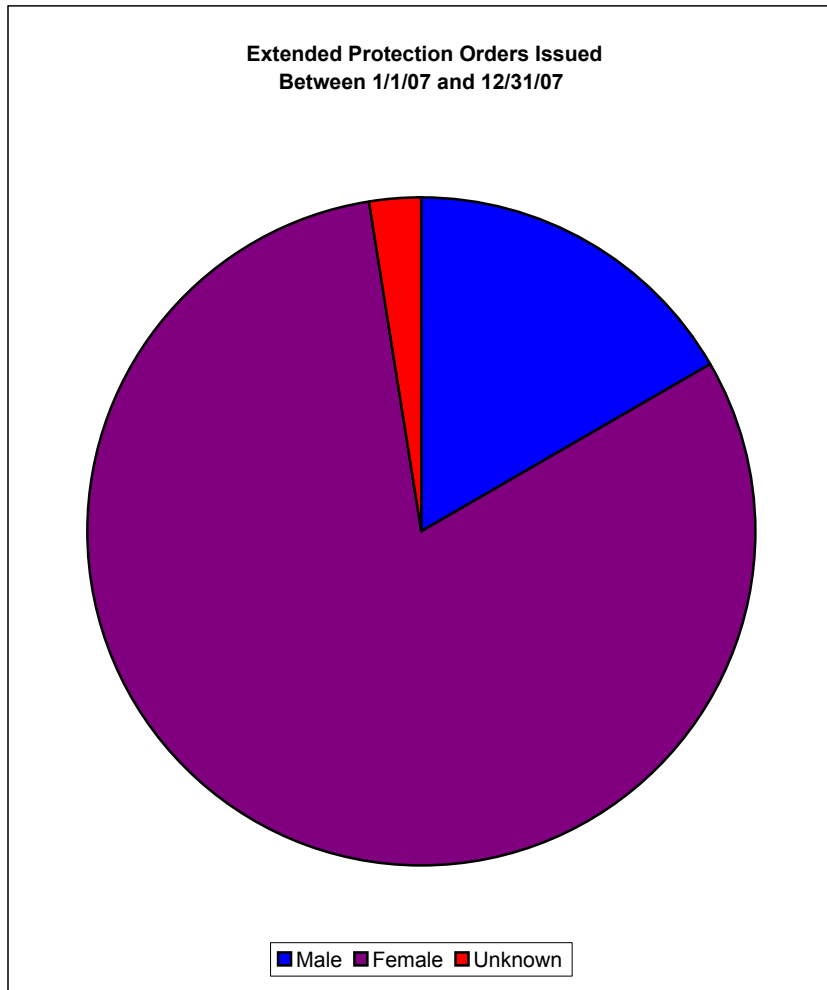
Temporary Protection Orders			
Male	Female	Unknown	Total
1747	8197	324	10268

Modified Temporary Protection Orders			
Male	Female	Unknown	Total
202	929	8	1139



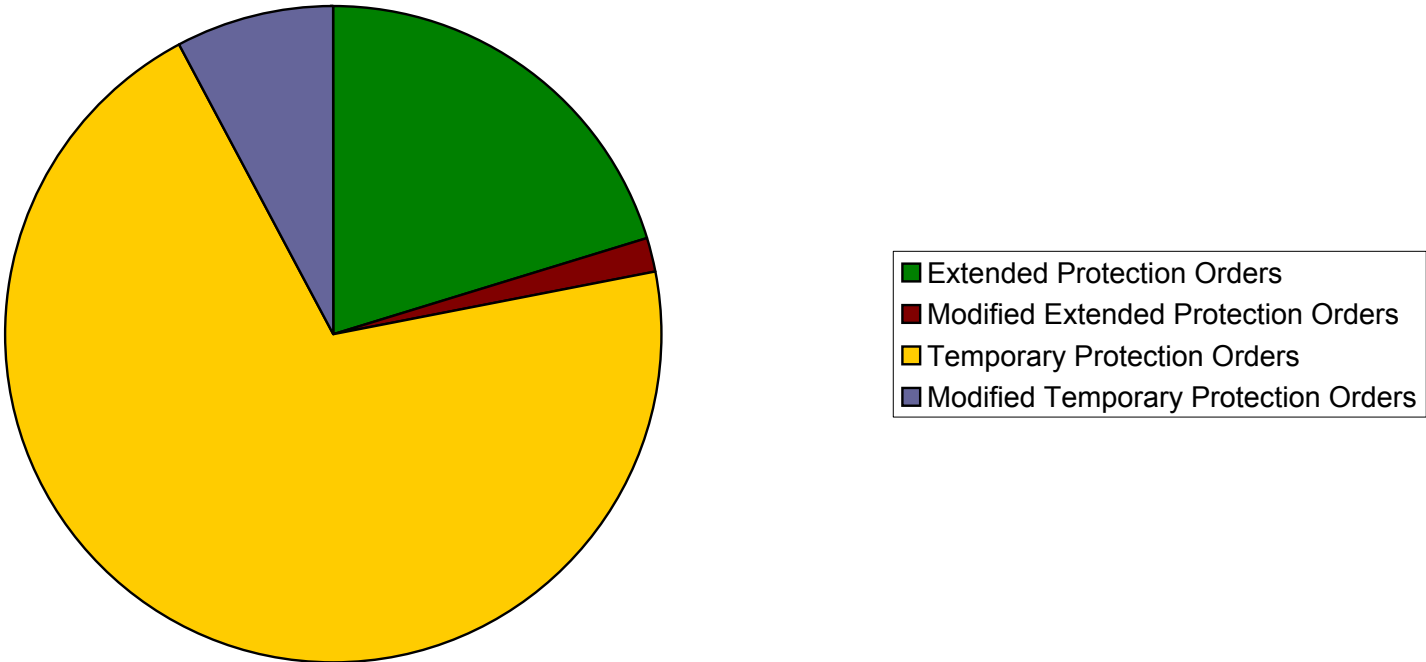
Extended Protection Orders			
Male	Female	Unknown	Total
497	2393	77	2967

Modified Extended Protection Orders			
Male	Female	Unknown	Total
36	195	8	239

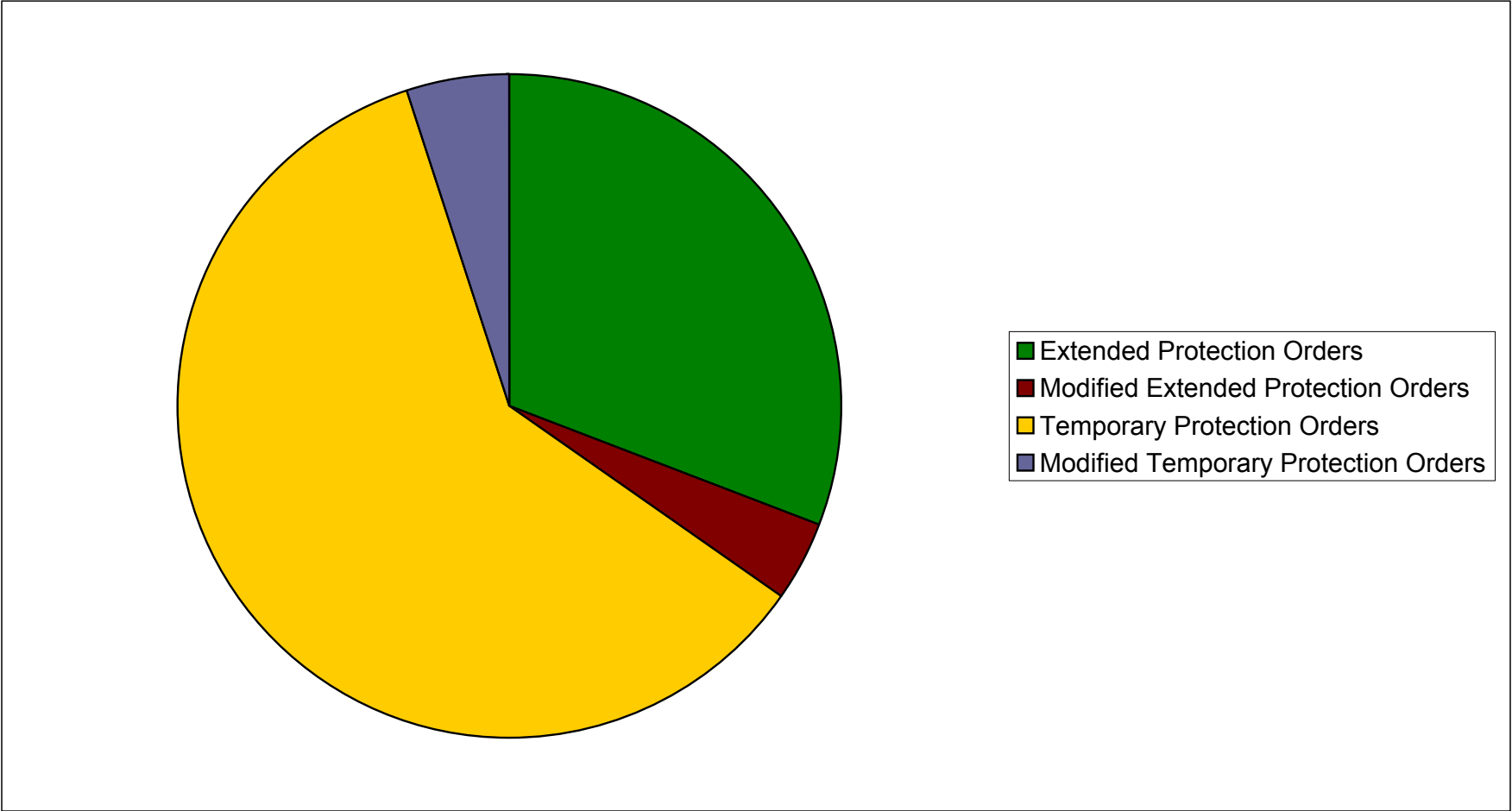


Percentage Breakdown of Protection Orders Issued Between 1/1/07 and 12/31/07					
	Extended Protection Orders	Modified Extended Protection Orders	Temporary Protection Orders	Modified Temporary Protection Orders	Total
Total Orders Issued	2967	239	10268	1139	14613
Percentage of Orders Issued	20%	2%	70%	8%	100.00%

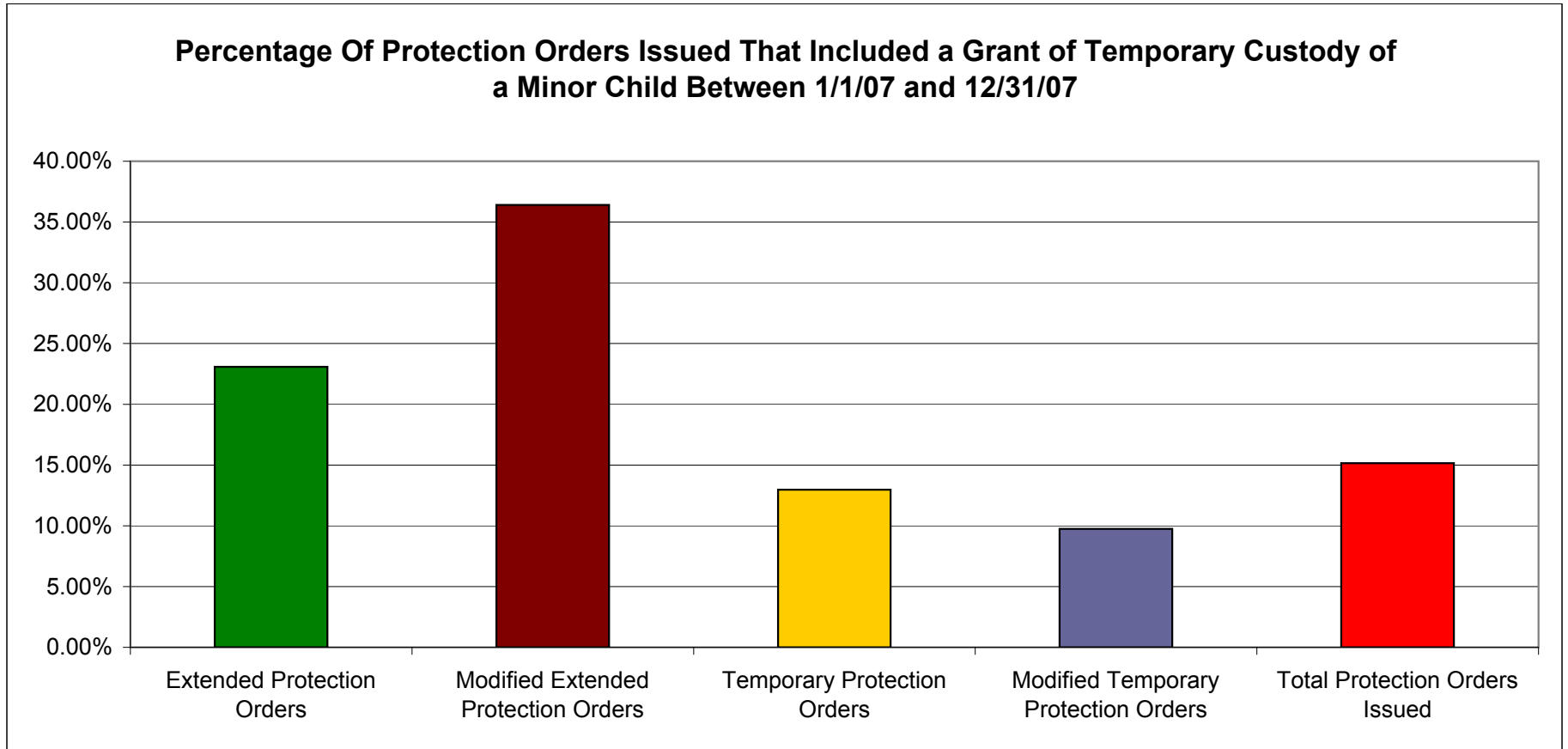
Types of Protection Orders Issued Between 1/1/07 and 12/31/07



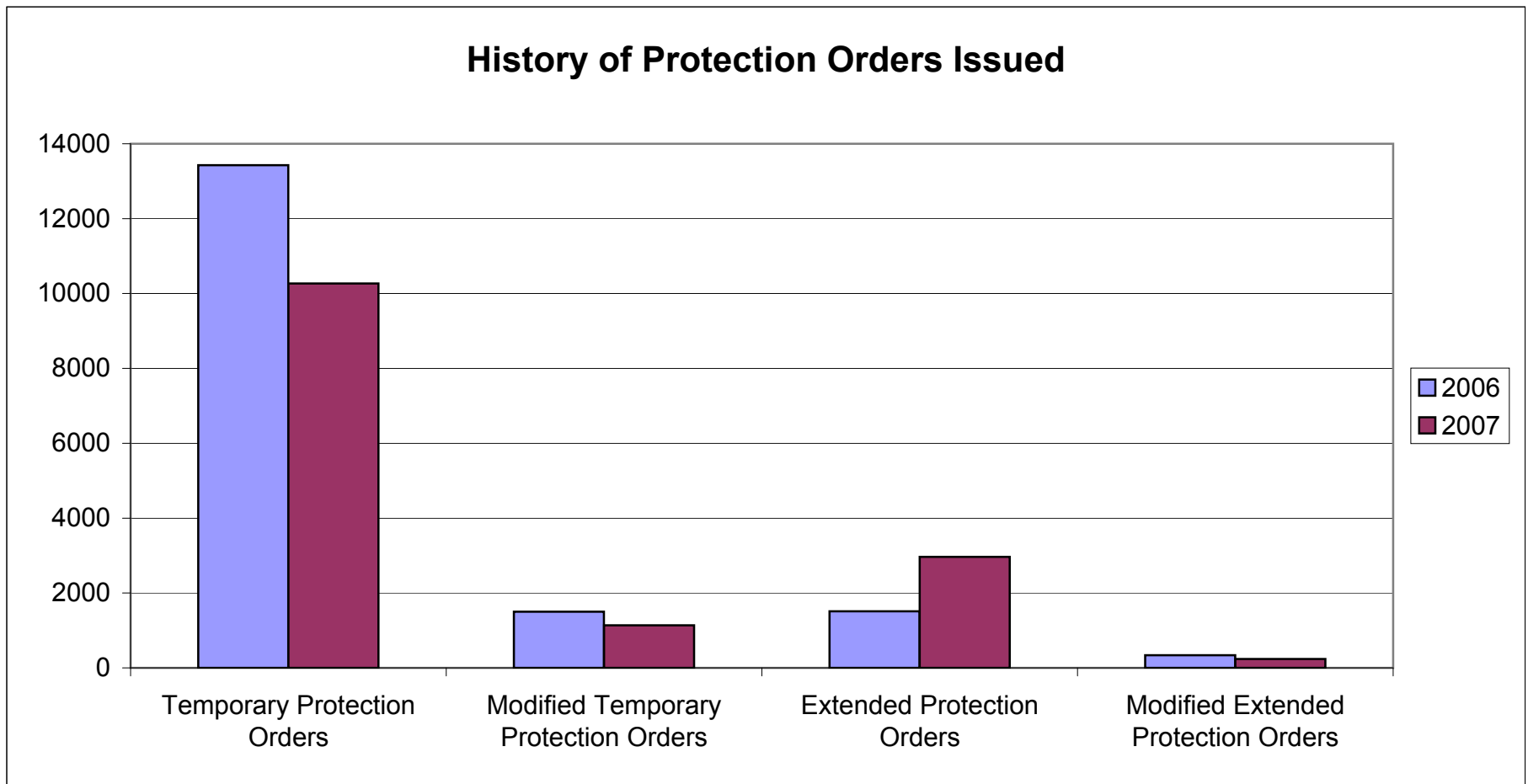
Protection Orders Issued That Include a Grant of Temporary Custody of a Minor Child				
Between 1/1/07 and 12/31/07				
Extended Protection Orders	Modified Extended Protection Orders	Temporary Protection Orders	Modified Temporary Protection Orders	Total
685	87	1332	111	2215



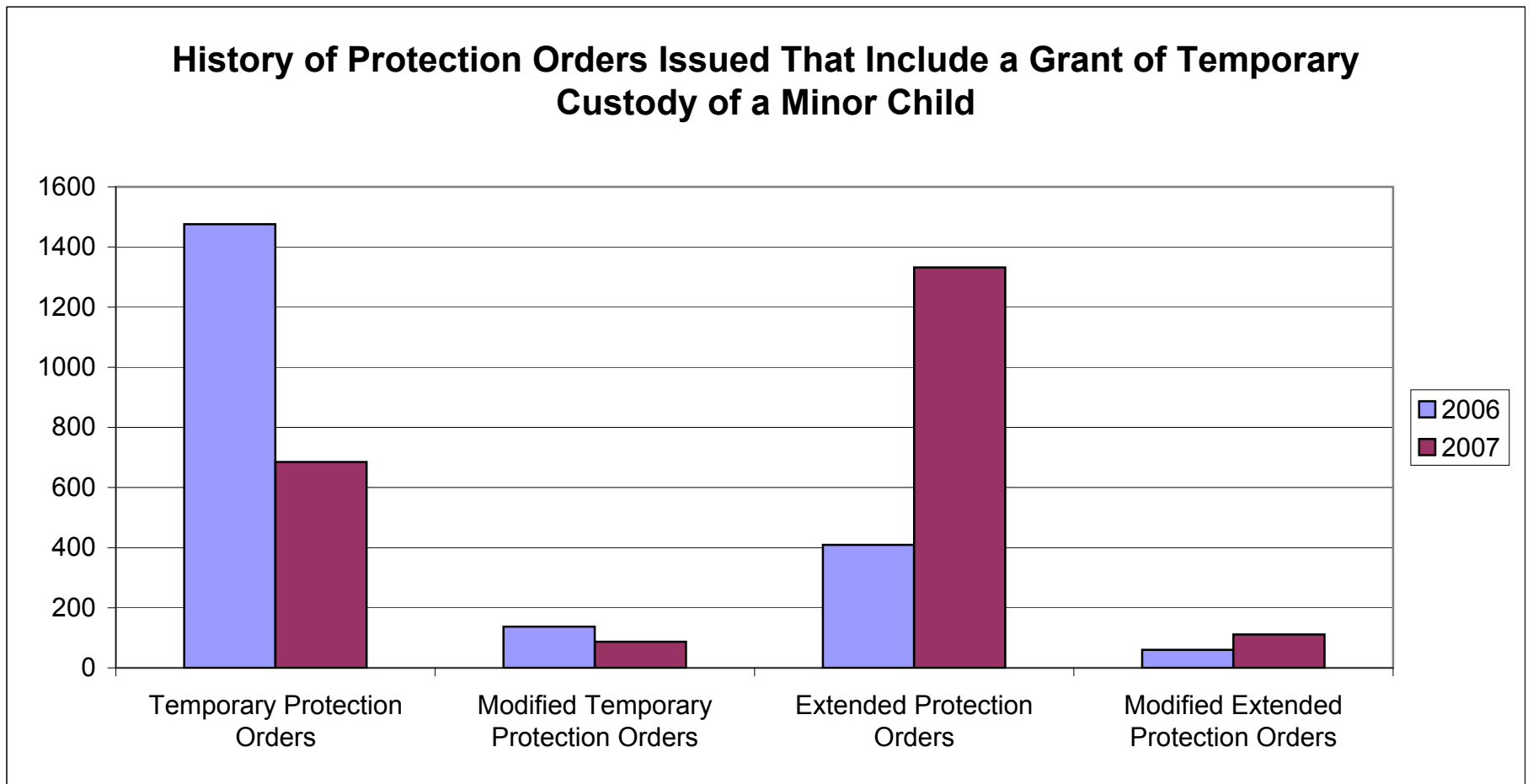
Comparison of Protection Orders Issued and Orders Issued With a Grant of Temporary Custody of a Minor Child					
Between 1/1/07 and 12/31/07					
	Extended Protection Orders	Modified Extended Protection Orders	Temporary Protection Orders	Modified Temporary Protection Orders	Total Protection Orders Issued
Total Orders Issued	2967	239	10268	1139	14613
Orders With Temporary Custody	685	87	1332	111	2215
Percentage of Orders With Grants	23.09%	36.40%	12.97%	9.75%	15.16%



History of Protection Orders Issued				
	Temporary Protection Orders	Modified Temporary Protection Orders	Extended Protection Orders	Modified Extended Protection Orders
2006	13427	1499	1510	338
2007	10268	1139	2967	239
2008				
2009				
2010				



History of Protection Orders Issued That Include a Grant of Temporary Custody of a Minor Child				
	Temporary Protection Orders	Modified Temporary Protection Orders	Extended Protection Orders	Modified Extended Protection Orders
2006	1476	137	409	60
2007	685	87	1332	111
2008				
2009				
2010				



Crimes Committed Against Older Persons



STATE SOIL – OROVADA SOIL

The Orovado soil is extensive in northern Nevada where it is on semiarid rangeland with sagebrush and plants communities. This is an arable (able to be cultivated) when irrigated and is considered prime farmland. Alfalfa for hay, and seed, winter wheat and barley, and grass for hay and pasture are the principal crops grown on this soil



Jim Gibbons
Governor



Jearld L. Hafen
Director

Captain Philip K. O'Neill
Division Chief

Records and Technology Division

333 West Nye Lane, Suite 100
Carson City, Nevada 89706
Telephone (775) 684-6262 – Fax (775) 684-6265
www.nvrepository.state.nv.us

AB 226 was passed in the 2007 Legislature which requires the Records and Technology Division to compile statistics reporting all crimes committed against older persons in the State of Nevada. For this report an older person is defined as a person 60 years and older. This report is broken into two distinctive parts. The first is from law enforcement agencies reporting incidents involving older persons and the second is from the Division of Aging Services which investigates incidents against older persons as well as non criminal issues such as self neglect. Information from law enforcement agencies covers only the second half of 2007 due to AB 226 passing in July of 2007 and the Division of Aging Services data is for the entire year of 2007.

The data presented is based upon information from the following law enforcement agencies:

Boulder City Police Department
Churchill County Sheriff's Office
Douglas County Sheriff's Office
Elko Police Department
Henderson Police Department
Lander County Sheriff's Office
Lyon County Sheriff's Office
Mineral County Sheriff's Office
Nye County Sheriff's Office
Sparks Police Department
UNLV Police Department
UNR Police Department
TMCC Police Department
Winnemucca Police Department

**Crimes Committed against Older Persons
(Victim Info)**

2007 Calendar Year

CLASSIFICATION OF OFFENSES Committed Against Persons 60 or older	Victim Total				RACE				
	M	F	U	Total	White	Black	American Indian or Alaskan Native	Asian or Pacific Islander	Unknown
Murder and Non negligent Manslaughter	2	0	0	2	3	0	0	0	0
Manslaughter by Negligence	0	0	0	0	0	0	0	0	0
Forcible Rape	0	1	0	1	1	0	0	0	0
Robbery	8	6	0	14	11	2	0	0	0
Aggravated Assault	11	3	0	14	14	0	0	0	0
Burglary--Breaking or Entering	80	76	0	156	146	3	0	4	3
Larceny--Theft Ex Purse snatching, pick pocketing	93	70	4	167	148	6	1	1	9
Motor Vehicle Theft	63	40	1	104	96	2	1	1	4
Other Assaults	44	51	3	98	81	11	0	0	5
Arson	0	0	0	0	0	0	0	0	0
Forgery & Counterfeiting	4	7	0	11	8	0	0	0	3
Fraud / Exploitation	55	58	1	114	103	7	1	2	1
Neglect	0	2	0	2	2	0	0	0	0
Isolation	0	0	0	0	0	0	0	0	0
Vandalism	57	27	0	84	69	7	1	3	4
Sex Offenses (except Forcible Rape)	0	1	0	1	1	0	0	0	0
All Other Offenses	91	150	0	241	215	19	0	0	7
GRAND TOTAL	508	492	9	1009	898	57	4	11	36

FEMALE VICTIMS

Age	Total	Percentage	Race	Total	Percentage
60-69	322	67%	White	434	89%
70-79	101	21%	Black	37	8%
80-89	55	11%	Am Indian	0	0%
90-99	5	1%	Asian	6	1%
100 and older	0	0%	Unknown	11	2%
			Ethnicity		
			Hispanic	16	3%
TOTAL	483	100%		488	100%

MALE VICTIMS

Age	Total	Percentage	Race	Total	Percentage
60-69	334	65%	White	461	90%
70-79	128	25%	Black	20	4%
80-89	45	9%	Am Indian	0	0%
90-99	3	1%	Asian	8	2%
100 and older	0		Unknown	26	5%
			Ethnicity		
			Hispanic	25	5%
TOTAL	510	100%		515	100%

**Crimes Committed against Older Persons
(Offender Info)**

All Reporting Agencies

2007 Calendar Year

CLASSIFICATION OF OFFENSES Committed Against Persons 60 or older	Offender Total				RACE				
	M	F	U	Total	White	Black	American Indian or Alaskan Native	Asian or Pacific Islander	Unknown
Murder and Non negligent Manslaughter	1	0	0	1	1	0	0	0	0
Manslaughter by Negligence	0	0	0	0	0	0	0	0	0
Forcible Rape	1	0	0	1	1	0	0	0	0
Robbery	14	2	0	16	12	3	0	1	0
Aggravated Assault	9	1	1	11	8	2	1	0	0
Burglary--Breaking or Entering	21	17	107	145	24	13	0	0	108
Larceny--Theft Ex Purse snatching, pick pocketing	20	18	100	138	23	6	0	2	106
Motor Vehicle Theft	7	4	65	76	6	2	0	0	68
Other Assaults	44	22	4	70	54	10	0	2	4
Arson	0	0	0	0	0	0	0	0	0
Forgery & Counterfeiting	4	1	1	6	3	2	0	0	1
Fraud / Exploitation	11	21	52	84	18	4	0	3	59
Neglect	0	1	0	1	1	0	0	0	0
Isolation	0	0	0	0	0	0	0	0	0
Vandalism	7	6	45	58	8	4	0	1	45
Sex Offenses (except Forcible Rape)	0	0	1	1	0	0	0	0	1
All Other Offenses	70	26	18	114	66	28	2	0	18
GRAND TOTAL	209	119	394	722	225	74	3	9	410

Time of Day

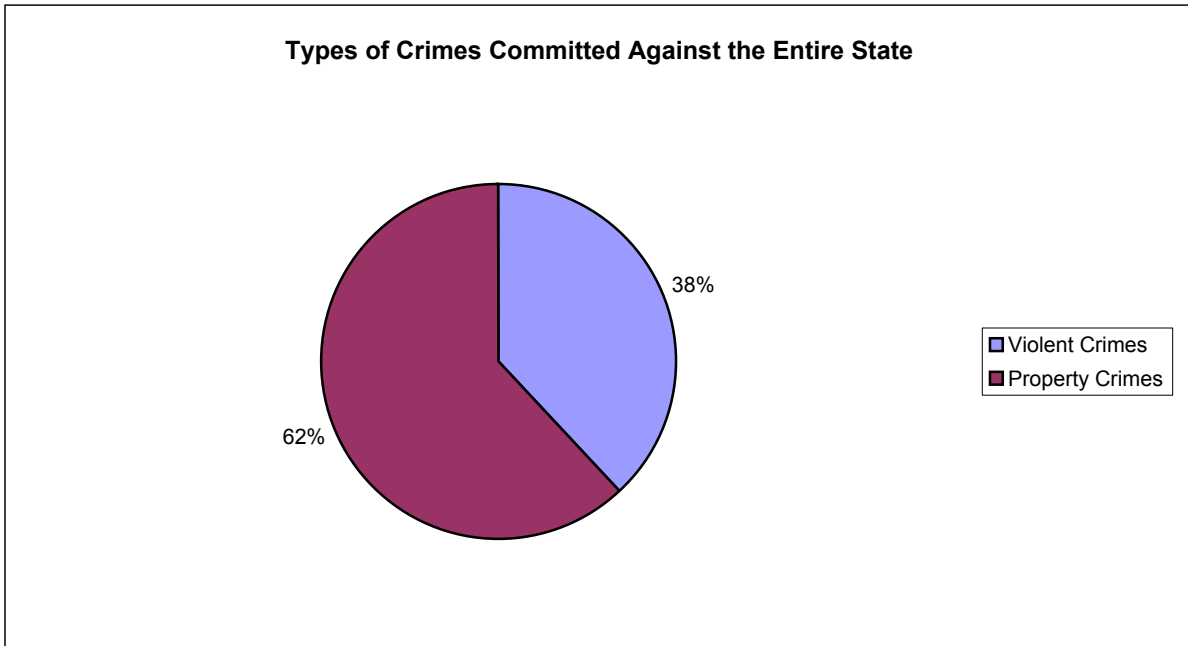
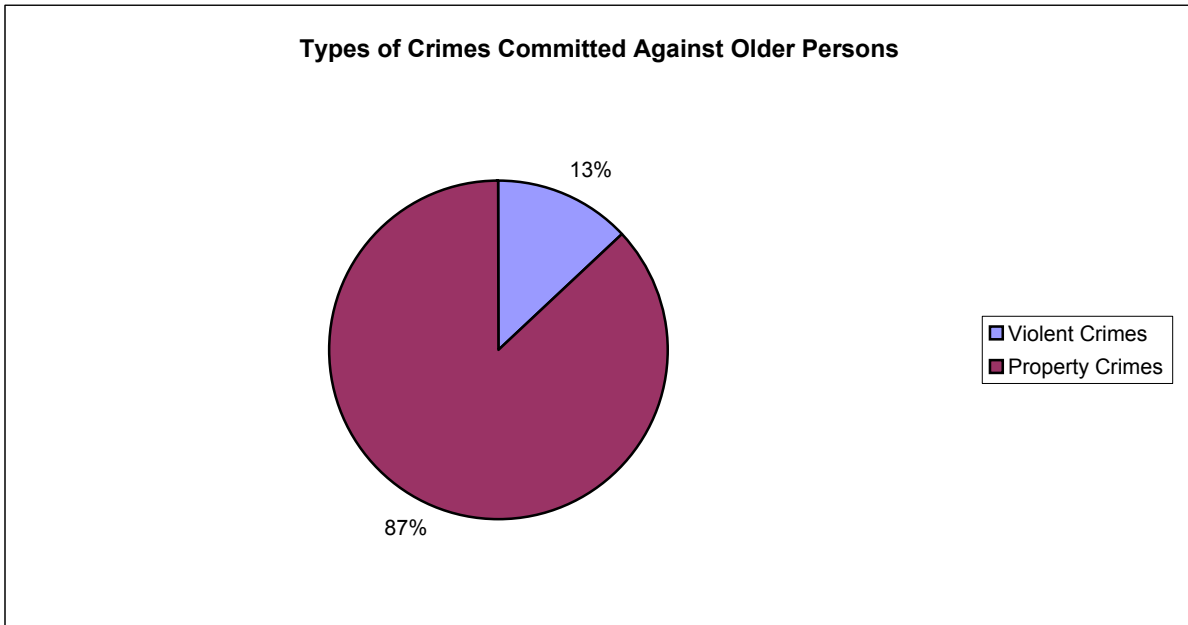
		Percentage
0000-0259	70	10%
0300-0559	21	3%
0600-0859	74	10%
0900-1159	92	13%
1200-1459	146	20%
1500-1759	96	13%
1800-2059	91	13%
2100-2359	55	8%
Unknown	77	11%
TOTAL	722	100%

Victim Relationship to Offender

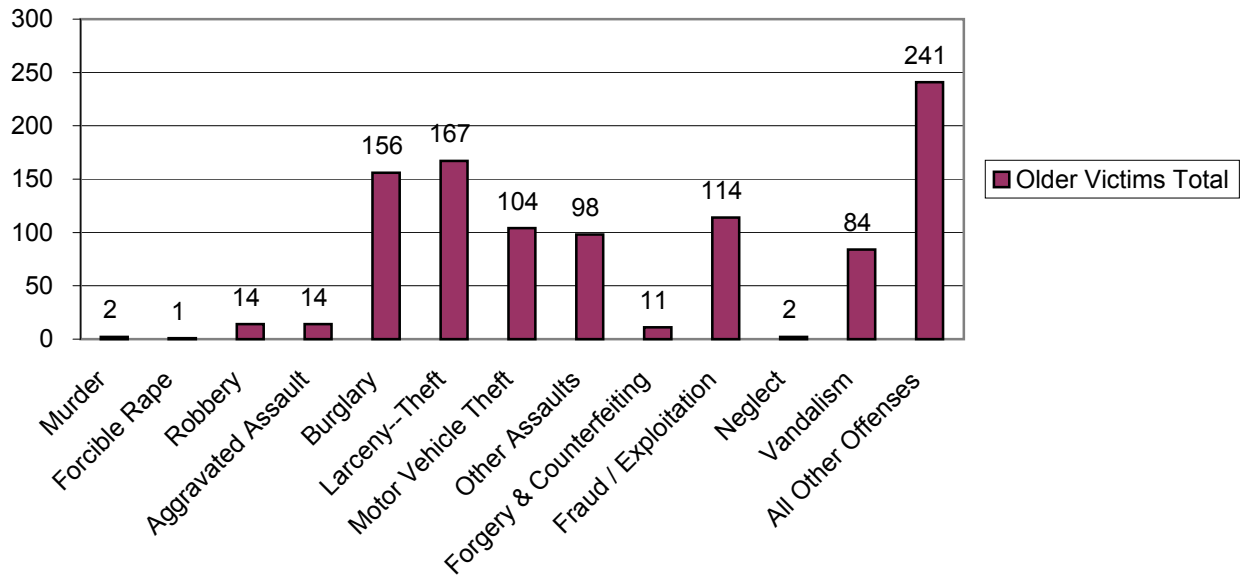
		Percentage
Known Associate	86	12%
Care taker/Medical Staff	11	2%
Family	62	9%
Stranger	88	12%
Unknown	475	66%
TOTAL	722	100%

Types Of Crimes Committed Against Older Persons	
Violent Crimes	Property Crimes
13%	87%

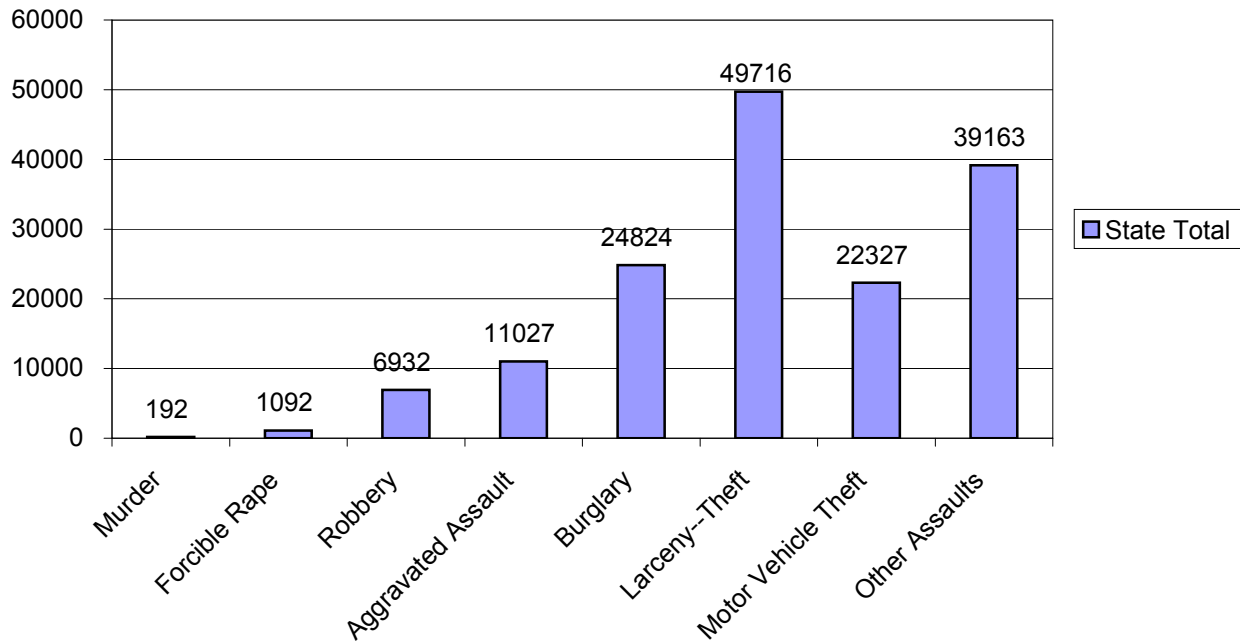
Types of Crimes Committed Against the Entire State	
Violent Crimes	Property Crimes
38%	62%



Type of Crimes Committed Against Older Persons and Victim Information

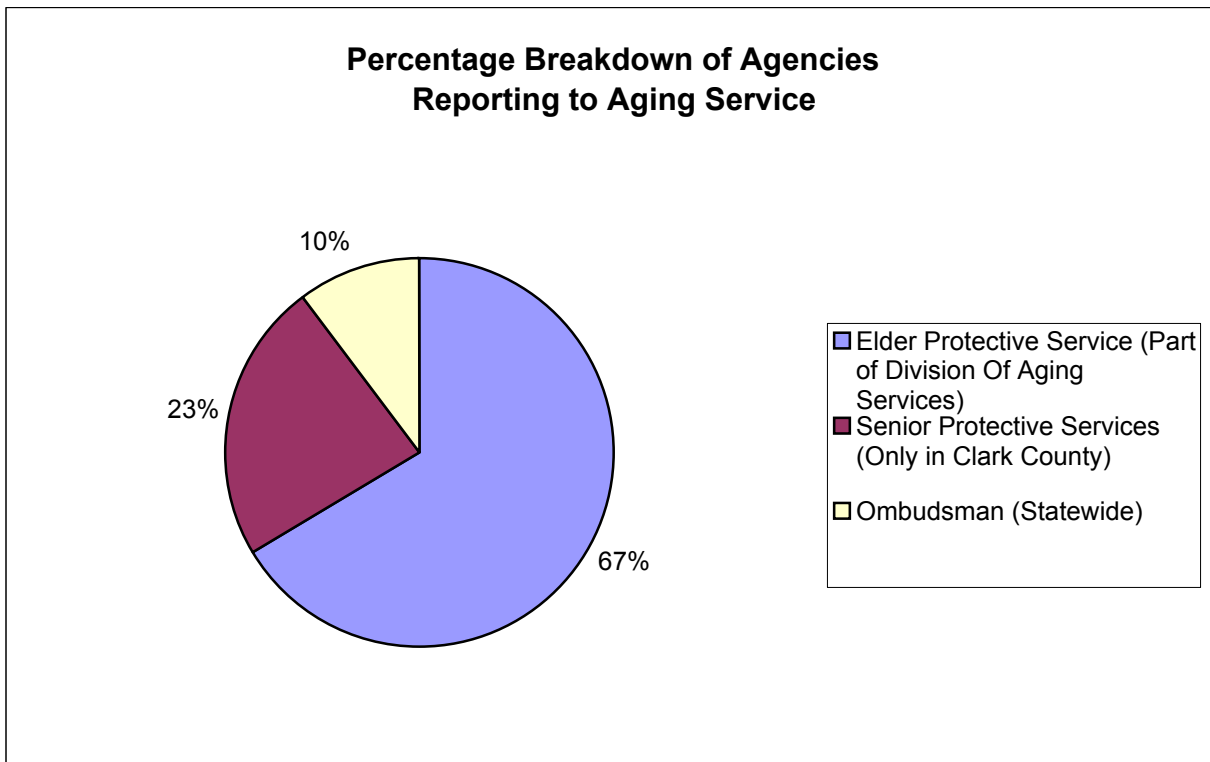


Type of Crimes Committed Against the Entire State



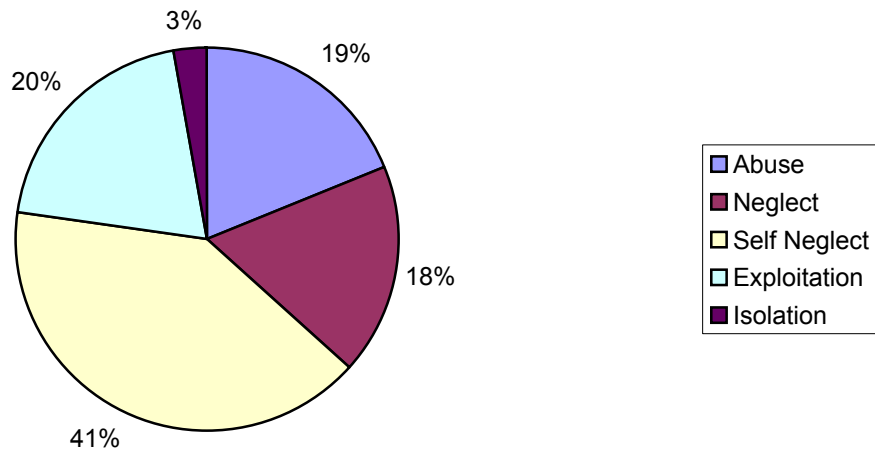
The following pages are comprised of data from the Division of Aging Services

County	Elder Protective Service	Senior Protective Services	Ombudsman	Total
Carson City	287	0	39	326
Churchill	92	0	9	101
Clark	719	1125	296	2140
Douglas	151	0	5	156
Elko	108	0	6	114
Esmeralda	7	0	0	7
Eureka	8	0	0	8
Humboldt	57	0	1	58
Lander	15	0	0	15
Lincoln	7	0	0	7
Lyon	209	0	4	213
Mineral	16	0	2	18
Nye	136	0	5	141
Pershing	20	0	7	27
Storey	8	0	0	8
Washoe	1336	0	117	1453
White Pine	41	0	3	44
Statewide Total	3217	1125	494	4836

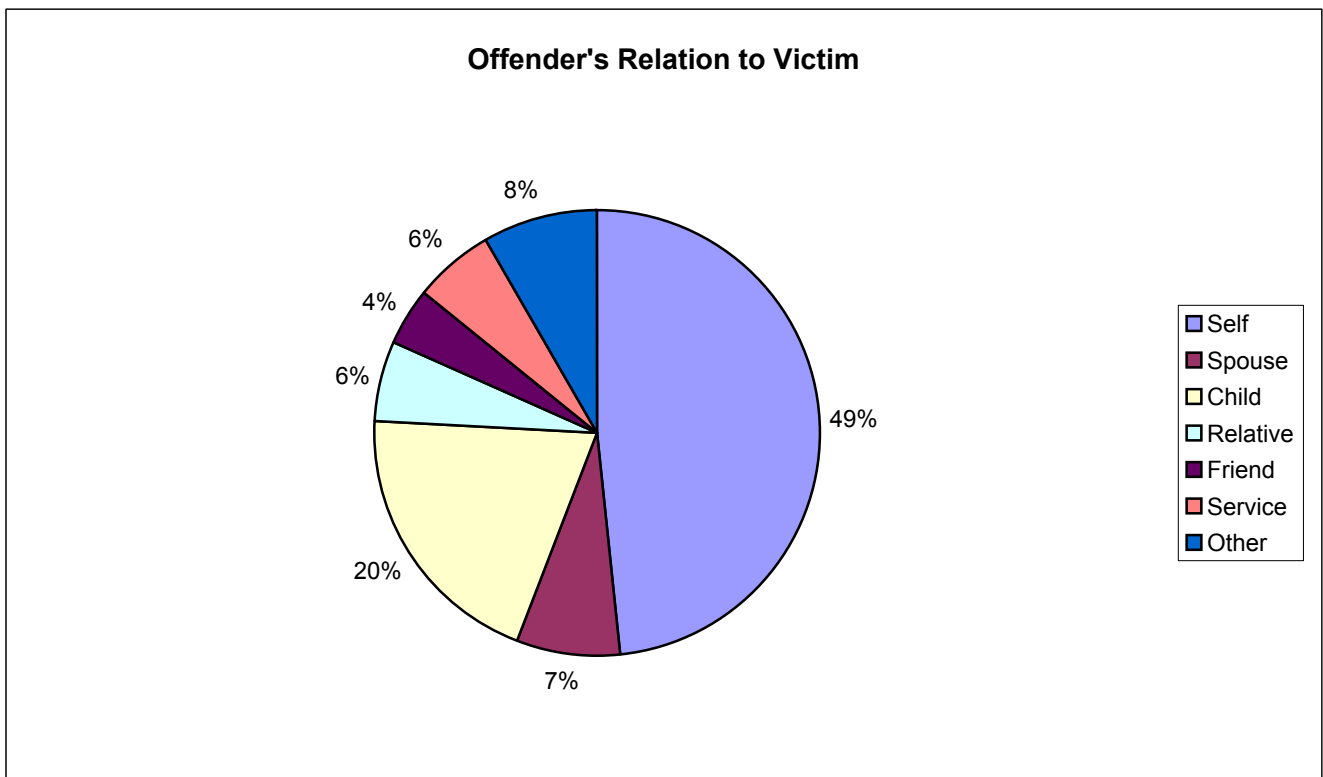


County	Abuse	Neglect	Self Neglect	Exploitation	Isolation	Total
Carson City	68	61	181	85	10	405
Churchill	30	29	55	30	8	152
Clark	421	345	734	366	33	1899
Douglas	41	50	78	36	19	224
Elko	14	34	78	14	0	140
Esmeralda	0	2	5	0	0	7
Eureka	1	0	6	1	0	8
Humboldt	5	9	47	9	4	74
Lander	3	2	10	2	0	17
Lincoln	1	4	5	1	0	11
Lyon	56	65	111	69	8	309
Mineral	4	1	10	6	0	21
Nye	26	48	84	36	5	199
Pershing	12	4	14	1	0	31
Storey	2	0	6	2	0	10
Washoe	356	317	793	450	62	1978
White Pine	6	12	29	3	0	50
Statewide Total	1046	983	2246	1111	149	5535

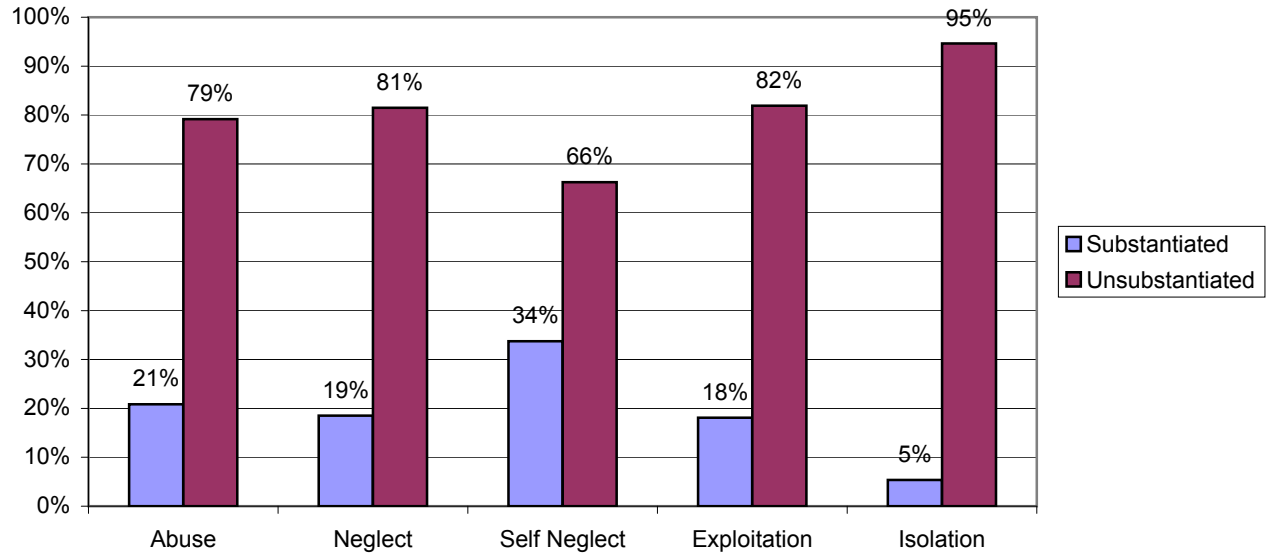
Percentage Breakdown of Incidents Committed Against Older Persons



County	Self	Spouse	Child	Relative	Friend	Service	Other	Total
Carson City	168	25	61	15	9	19	20	317
Churchill	44	6	23	4	6	10	9	102
Clark	973	144	468	119	107	121	212	2144
Douglas	74	26	29	5	5	5	8	152
Elko	71	6	23	6	0	5	3	114
Esmeralda	5	0	2	0	0	0	0	7
Eureka	6	0	1	0	0	0	1	8
Humboldt	47	2	8	1	0	0	0	58
Lander	9	0	4	0	0	0	2	15
Lincoln	4	1	0	1	1	0	0	7
Lyon	98	29	34	19	9	4	13	206
Mineral	10	0	0	2	0	2	4	18
Nye	74	11	30	10	12	4	2	143
Pershing	15	3	0	1	0	9	1	29
Storey	6	0	0	2	0	0	0	8
Washoe	696	93	276	101	49	98	120	1433
White Pine	27	7	3	2	0	3	2	44
Statewide Total	2327	353	962	288	198	280	397	4805



Percentage of Substantial Vs. Unsubstantial Investigations

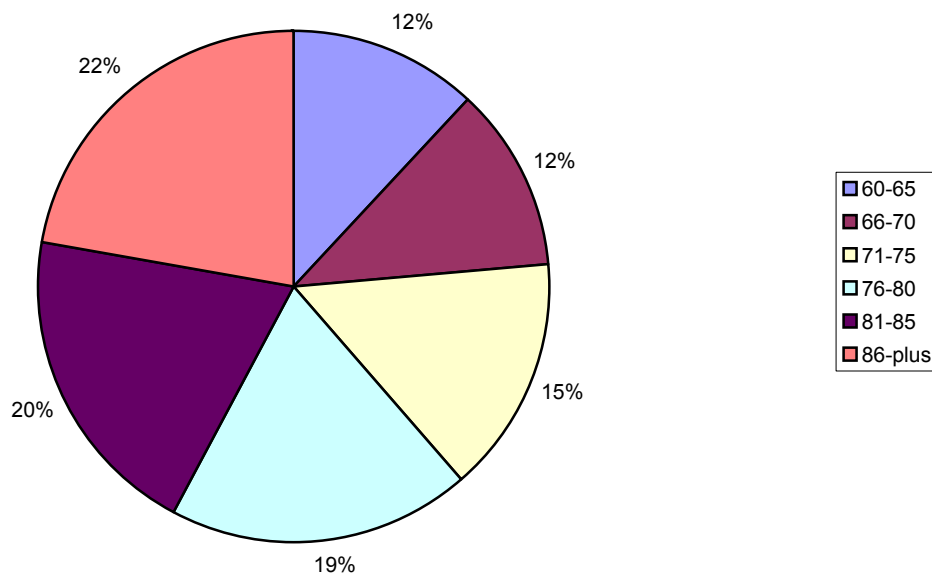


County	Abuse	Neglect	Self Neglect	Exploitation	Isolation	Total	Percentage
Carson City	68	61	181	85	10	402	
Substantiated	11	5	52	8	0	76	19%
Unsubstantiated	57	56	129	77	10	329	82%
Churchill	24	24	48	24	8	152	
Substantiated	6	5	20	6	0	37	24%
Unsubstantiated	24	24	35	24	8	115	76%
Clark	421	345	734	366	33	1899	
Substantiated	69	53	165	61	1	349	18%
Unsubstantiated	352	292	569	305	32	1550	82%
Douglas	41	50	78	36	19	224	
Substantiated	3	5	28	2	0	38	17%
Unsubstantiated	38	45	50	34	19	186	83%
Elko	14	34	78	14	0	140	
Substantiated	5	6	15	2	0	28	20%
Unsubstantiated	9	28	63	12	0	112	80%
Esmeralda	0	2	5	0	0	7	
Substantiated	0	0	0	0	0	0	0%
Unsubstantiated	0	2	5	0	0	7	100%
Eureka	1	0	6	1	0	8	
Substantiated	0	0	2	0	0	2	25%
Unsubstantiated	1	0	4	1	0	6	133%

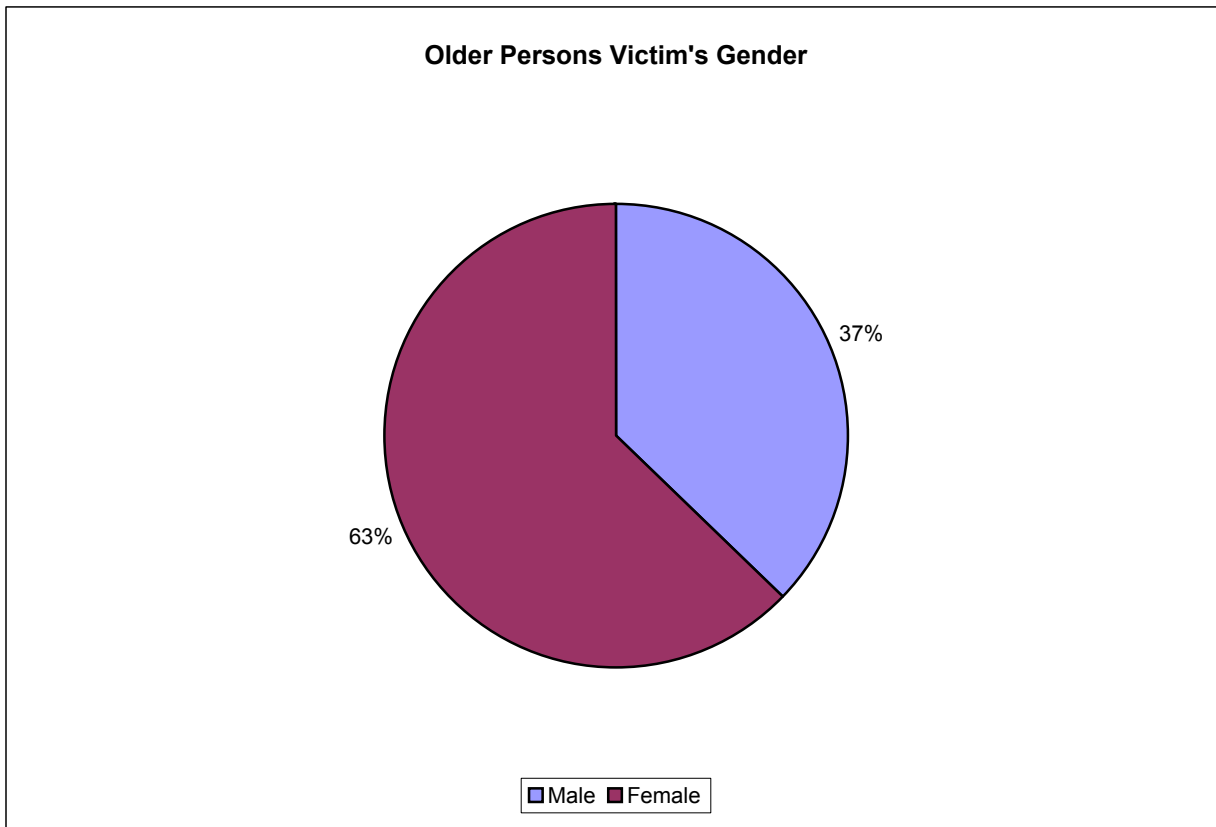
County							Percentage
Humboldt	5	9	47	9	4	74	
Substantiated	2	0	12	0	0	14	19%
Unsubstantiated	3	9	35	9	4	60	81%
Lander	3	2	10	2	0	17	
Substantiated	0	0	1	0	0	1	6%
Unsubstantiated	3	2	9	2	0	16	94%
Lincoln	1	4	5	1	0	11	
Substantiated	0	0	1	0	0	1	9%
Unsubstantiated	1	4	4	1	0	10	91%
Lyon	56	65	111	69	8	309	
Substantiated	16	14	42	14	0	86	28%
Unsubstantiated	40	51	69	55	8	223	72%
Mineral	4	1	10	6	0	21	
Substantiated	0	1	7	3	0	11	52%
Unsubstantiated	4	0	3	3	0	10	48%
Nye	20	38	70	27	2	157	
Substantiated	0	10	9	3	0	22	14%
Unsubstantiated	20	28	61	24	2	135	86%
Pershing	12	4	14	1	0	31	
Substantiated	0	0	8	0	0	8	26%
Unsubstantiated	12	4	6	1	0	23	74%
Storey	2	0	6	2	0	10	
Substantiated	0	0	2	0	0	2	20%
Unsubstantiated	2	0	4	2	0	8	80%
Washoe	356	317	793	450	62	1978	
Substantiated	105	82	380	102	7	676	34%
Unsubstantiated	251	235	413	348	55	1302	66%
White Pine	6	12	29	3	0	50	
Substantiated	1	1	14	0	0	16	32%
Unsubstantiated	5	11	15	3	0	34	68%
Statewide Total	1046	983	2246	1111	149	5535	
Substantiated	218	182	758	201	8	1367	25%
Unsubstantiated	828	801	1488	910	141	4168	75%
Total Breakdown	Abuse	Neglect	Self Neglect	Exploitation	Isolation	Total	
Substantiated	21%	19%	34%	18%	5%	25%	
Unsubstantiated	79%	81%	66%	82%	95%	75%	

County	60-65	66-70	71-75	76-80	81-85	86-plus	Total
Carson City	26	22	35	73	100	72	328
Churchill	18	15	14	14	25	21	107
Clark	242	230	338	474	417	477	2178
Douglas	10	10	18	18	45	58	159
Elko	23	18	16	12	22	23	114
Esmeralda	1	0	4	0	0	2	7
Eureka	1	3	0	2	1	1	8
Humboldt	7	12	11	15	6	7	58
Lander	4	2	2	3	0	4	15
Lincoln	1	0	1	5	0	0	7
Lyon	28	22	33	57	36	36	212
Mineral	2	3	1	6	1	5	18
Nye	11	20	28	24	37	26	146
Pershing	6	4	5	3	3	8	29
Storey	2	2	0	2	1	1	8
Washoe	205	199	222	234	285	337	1482
White Pine	6	6	11	7	4	10	44
Statewide Total	593	568	739	949	983	1088	4920

Percentage Breakdown of Older Persons Victim's Age



County	Male	Female	Total
Carson City	133	193	326
Churchill	46	61	107
Clark	768	1411	2179
Douglas	63	96	159
Elko	45	69	114
Esmeralda	2	5	7
Eureka	1	7	8
Humboldt	33	25	58
Lander	6	9	15
Lincoln	2	5	7
Lyon	74	139	213
Mineral	9	9	18
Nye	60	86	146
Pershing	15	14	29
Storey	5	3	8
Washoe	560	922	1482
White Pine	16	28	44
Statewide Total	1838	3082	4920



County	White	African American	Hispanic	Asian	Native American	Pacific Islander	Not Identified	Total
Carson City	302	2	12	2	2	0	7	327
Churchill	99	1	1	2	1	0	1	105
Clark	1548	289	146	50	9	113	21	2176
Douglas	151	0	0	2	5	0	0	158
Elko	103	0	5	0	6	0	0	114
Esmeralda	7	0	0	0	0	0	0	7
Eureka	8	0	0	0	0	0	0	8
Humboldt	56	0	2	0	0	0	0	58
Lander	15	0	0	0	0	0	0	15
Lincoln	7	0	0	0	0	0	0	7
Lyon	185	2	13	2	8	0	3	213
Mineral	17	0	1	0	0	0	0	18
Nye	139	2	1	2	0	0	1	145
Pershing	27	0	2	0	0	0	0	29
Storey	8	0	0	0	0	0	0	8
Washoe	1344	39	33	26	12	4	14	1472
White Pine	40	1	3	0	0	0	0	44
Statewide Total	4056	336	219	86	43	117	47	4904

