

Crime & Justice in Nevada

2006





STATE OF NEVADA
DEPARTMENT OF PUBLIC SAFETY

Jim Gibbons, Governor

Phillip Galeoto, Director
Department of Public Safety

Capt. Philip K. O'Neill, Division Chief
Records and Technology Division
Records and Identification Bureau

Mindy McKay, Program Officer II

Josh Porter, Statistician II
Pam Sebring, Administrative IV
Sherry Sharp, Administrative Assistant II





Director Phillip Galeoto

VISION: To be the premiere agency providing advanced law enforcement and public safety services to the citizens of Nevada. To support and empower DPS employees by encouraging diversity, results-oriented service, productivity and opportunities for meaningful career growth. The DPS is committed to achieving the highest standards of excellence through utilization of comprehensive training programs, progressive technology, federal-state-local partnerships and interagency cooperation to ensure the safety of all citizens and visitors in Nevada.

MISSION STATEMENT: In partnership with the people of Nevada, the Department of Public Safety provides services in support of protecting our citizens and visitors by promoting safer communities through prevention, preparedness, response, recovery, education, and enforcement.

Jim Gibbons
Governor



Phillip Galeoto
Director

Captain Philip K. O'Neill
Division Chief

Records & Technology Division

808 W Nye Lane
Carson City, Nevada 89703
Telephone (775) 684-6262 • Fax (775) 684-6266
www.nvrepository.state.nv.us

FORWARD

The Nevada Department of Public Safety presents the thirteenth annual report of *Crime and Justice in Nevada 2006*.

Every year a new theme is selected to feature in the publication. This year the various monuments, statues and plaques displayed throughout Carson City and Reno were used. These great symbols are a silent reminder of the people, organizations, military and law enforcement personnel that have given and sacrificed so much for this great State and Country. The cover showcases the Nevada Law Enforcement Memorial that displays the one hundred and one law enforcement personnel that have lost their lives in the line of duty in Nevada since 1861. When viewing this photo and the others displayed throughout this book, hopefully you experience the same pride and gratitude for the sacrifice and the historical significance they represent.

Without the efforts of Nevada's law enforcement agencies this publication would not be possible. We would like to extend our sincere thanks and appreciation to each agency for their dedication and commitment in providing accurate and timely crime statistics to the state Uniform Crime Reporting Program.

In an effort to provide useful information to law enforcement and the public, a new section of statistical data detailing Protection Orders has been added.

If we can be of any assistance or you have comments regarding this publication, please feel free to contact the Uniform Crime Reporting Unit of the Records Bureau, Records and Technology, Department of Public Safety at 775-684-6261. This publication is available online at www.nvrepository.state.nv.us.

Captain Philip K. O'Neill, Division Chief
Records & Technology

APPRECIATION

The success of the Nevada Uniform Crime Reporting Program hinges on the complete, accurate and timely participation of all of Nevada's law enforcement agencies. The program was established with the support of criminal justice and law enforcement agencies statewide in July of 1991 (NRS 179A.078).

Although responsibility for actual development and execution of the program was vested in the Nevada Department of Public Safety, the individuals at the municipal, county and state levels who submit the raw data are the entities ultimately critical to viability. Accordingly, we recognize the following dedicated people.

Sandy Anderson

Boulder City Police Department

Karen Rowe

Carlin Police Department

Becky Neep

Carson City Sheriff's Office

LaRonda Atchison

Churchill County Sheriff's Office

Robert Giles

Clark County School District PD

Karis Drake

Keri Scheetz

Douglas County Sheriff's Office

Peggy Stewart

Elko County Sheriff's Office

Kerry Edson

Laura Mandros

Elko Police Department

Sgt. Michelle Knight

Esmeralda County Sheriff's Office

Sandy Mariluch

Eureka County Sheriff's Office

Glenda Dockery

Fallon Police Department

Cindy Miles

Henderson Police Department

Darlene Thon

Humboldt County Sheriff's Office

Linda Fisher

Lander County Sheriff's Office

Sgt. John Stever

Lincoln County Sheriff's Office

Laura Richardson

Lovelock Police Department

Ben Hoge

Las Vegas Fire Department

Bambi Pilley

Sharnette Hammond

Jackie Irons

Sharon Harried

Victoria Pinjuv

Las Vegas Metropolitan PD

Nancy Hronesh

Julie Roeder

Lyon County Sheriff's Office

Doug Smaellie

Mesquite Police Department

Bryn Skvarna

Mineral County Sheriff's Office

Annette Garcia

Nevada Division of Investigations

Trp. Natasha Koch

NHP Region I - Las Vegas

Tina Stout

NHP Region II - Reno

Sgt. Roy Baughman

NHP Region III - Elko

Elizabeth Puga

Barbara Telles

Luz Mendez

North Las Vegas Police Department

Ray Robert

Nye County Sheriff's Office

Chad Odegaard

Pershing County Sheriff's Office

Debbie Thompson

Reno Police Department

Debbie Bartley

Sparks Police Department

Pete Litano

Sparks Fire Department

Monique Cruse

Storey County Sheriff's Office

Sgt. Natalie Infurno

Taxicab Authority

Kaylene Brady

TMCC Police Department

James Morrow

UNLV Police Department

Jeanne Ohlson

UNR Police Department

Lori Larson

Washoe County School District PD

Wanda Cockayne

Washoe County Sheriff's Office

Bobbie Bostock

West Wendover Police Department

Sgt. Scott Henroid

Sgt. Mike Stolk

White Pine County Sheriff's Office

Nancy Johnson

Winnemucca Police Department

Helen Sturtevant

Yerington Police Department

AUTHORITY

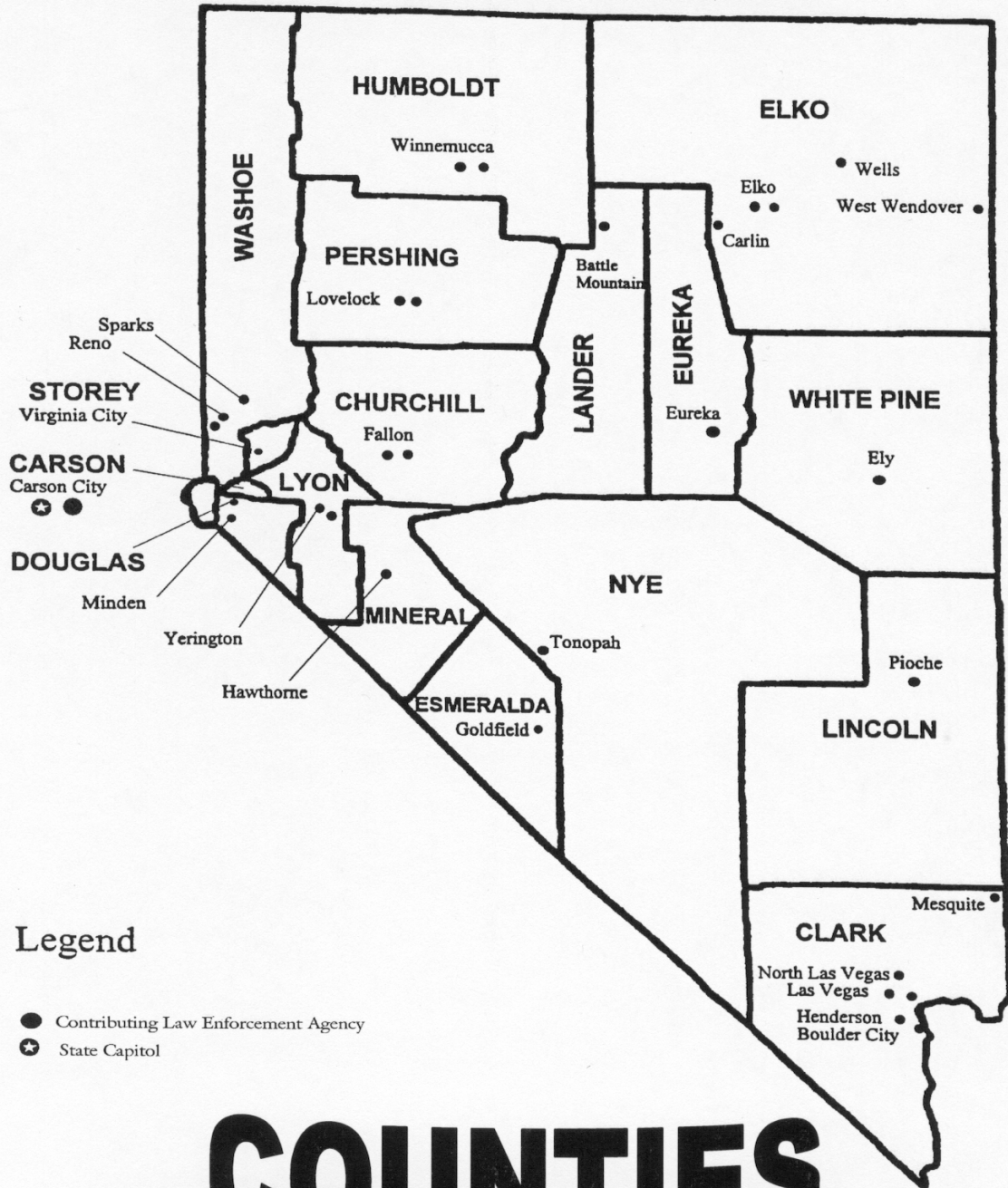
The Sixty-Sixth Session of the 1991 Nevada Legislature created a Uniform Crime Reporting Program within the Nevada Highway Patrol.

NRS 179A.078

Uniform program for reporting crimes; advisory committee to assist in establishing and carrying out program.

1. The director of the department shall establish within the central repository, a uniform program for reporting crimes which is designed to collect statistical data relating to crime or delinquency of children and to facilitate the collection and analysis of statistical data relating to crime at a central location.
2. To assist in establishing and carrying out the program required by subsection 1, the director shall establish an advisory committee consisting of eight members selected by the director. The committee must be composed of:
 - (a) One member who represents an association of district judges in this state;
 - (b) One member who represents an association of justices of the peace and judges of municipal courts in this state;
 - (c) One member who represents an association of district attorneys in this state;
 - (d) One member who represents a law enforcement agency located in a county whose population is less than 400,000;
 - (e) One member who represents a law enforcement agency located in a county whose population is 400,000 or more;
 - (f) One member who represents the Nevada highway patrol;
 - (g) One member who represents the University and Community College System of Nevada and has knowledge of the criminal justice system; and
 - (h) One member who represents the office of court administrator.
3. The members of the advisory committee are not entitled to receive compensation while engaged in the business of the advisory committee.
4. A member who is selected to fill a vacancy must possess the same general qualifications as his predecessor in office.

NEVADA



COUNTIES

TABLE OF CONTENTS

| | |
|--|-----|
| Introduction..... | 8 |
| Crime Factors..... | 8 |
| Potential Uses of UCR Data..... | 9 |
| Reporting Procedure..... | 10 |
| Hierarchy Rule..... | 12 |
| Verification Procedure..... | 12 |
| Policy, Release of UCR Statistical Information..... | 13 |
| Profile, State of Nevada..... | 14 |
| Nevada Crime Clock..... | 15 |
| Crime in Nevada - Highlights..... | 16 |
| Nevada Index Crimes..... | 18 |
| Nevada Statewide Index Crimes..... | 19 |
| Statewide Index Crimes/Clearances..... | 21 |
| Total Index Crimes in Nevada, 1995-2006..... | 22 |
| Total Index Crimes and Clearances by County and Month..... | 23 |
| Annual Crimes/Clearances Summary..... | 24 |
| Comparison of Crimes/Clearances..... | 28 |
| Index Crimes: Violent..... | 31 |
| Property..... | 32 |
| Murder..... | 33 |
| Rape..... | 37 |
| Robbery..... | 40 |
| Aggravated Assault..... | 44 |
| Burglary..... | 47 |
| Larceny-Theft..... | 51 |
| Motor Vehicle Theft..... | 55 |
| Arson..... | 59 |
| Clearance Rates..... | 63 |
| Arrest Data..... | 65 |
| Hate Crimes..... | 141 |
| Arrest Data - Drug & Liquor Violations..... | 144 |
| Stolen and Recovered Property Values..... | 147 |
| Enforcement Personnel Employment Data..... | 154 |
| Enforcement Personnel Assaults..... | 156 |
| Classification of Offenses..... | 158 |
| Calculation of Rates..... | 165 |
| Domestic Violence..... | 166 |
| Protection Orders..... | 178 |

INTRODUCTION

The Uniform Crime Reporting (UCR) Program is a nationwide cooperative effort of over 17,000 city, county, and state law enforcement agencies voluntarily reporting data on crime. The monthly contributions to Nevada's current program, with 37 local law enforcement agencies reporting full-time, represent a solid beginning in establishing an effective statewide criminal justice information system (CJIS). We invite remaining non-participating local law enforcement agencies to join their peers in this effort and to participate in this important program.

Inquiries concerning Uniform Crime Reporting may be directed to:

**Department of Public Safety
Records and Technology Division
Uniform Crime Reporting
808 West Nye Lane
Carson City, NV 89703
Tel (775) 684-6262**

Ideally, UCR data will eventually merge with that of the other major components of the criminal justice system (i.e., prosecutors, courts, and corrections) to form an integrated system for the exchange of vital management information. The availability of such data will enhance law enforcement's proactive response to crime and justice in Nevada. The Nevada Department of Public Safety has administered the UCR Program as a statewide, standardized method of collecting statistics on crime as it is reported to law enforcement. The UCR program also produces a reliable set of criminal statistics for use in law enforcement administration, operation, and management. Additionally, Nevada's statistics are forwarded monthly to the Federal Bureau of Investigation for inclusion in its annual report Crime in the United States.

We hope UCR data will be used over the years as a leading social indicator. With this annual report, Nevada's citizens can look to UCR as the primary information source on the nature and extent of crime in Nevada. Criminologists, sociologists, legislators, state and local planners, the media, and academicians can use the statistics for wide and varied research, planning, as well as for other applications.

CRIME FACTORS

Statistics gathered under the Uniform Crime Reporting Program are submitted by the participating law enforcement agencies of Nevada and represent a spectrum of crime on statewide, county, and municipal levels. Awareness of the presence of unique variables is necessary if fair and equitable conclusions are to be drawn. These crime-influencing factors are present, to some degree, in every community and their presence affects, in varying degrees, the crime developments of the community. Comparison of crime figures between communities should not be made without first considering individual factors present in each community. Crime, as an outgrowth of society, remains a social problem of grave concern and the police are limited in their role as to its detection and suppression. As stated by the President's Commission on Law Enforcement and Administration of Criminal Justice in its report, The Challenge of Crime in a Free Society, (Page 92):

But the fact that the police deal daily with crime does not mean that they have unlimited power to prevent it, or reduce it, or deter it. The police did not create and cannot resolve the social conditions that stimulate crime. They did not start and cannot stop the convulsive social changes that are taking place in America.

They do not enact the laws that they are required to enforce, nor do they dispose of the criminals they arrest. The police are only one part of the criminal justice system; the government is only one part of society. Insofar as crime is a social phenomenon, crime prevention is the responsibility of every part of society. The criminal process is limited to case-by-case operations, one criminal or one crime at a time.

Following are some conditions that will, by type and volume, affect crime that occurs from place to place.

- Size and density of community population and the degree of urbanization in the surrounding area*
- Compositions of population with particular reference to youth concentration*
- Economic status of population, median income and job availability*
- Relative stability of population, including commuters, seasonal, and other transient types*
- Modes of transportation and area highway systems*
- Climate, including seasonal weather conditions*
- Cultural conditions such as educational, recreational, and religious characteristics*
- Standards governing appointments to the police force*
- Policies of prosecuting officials, the courts, correctional and parole/probation officials*
- Effective strength of law enforcement agencies*
- Attitude of the public toward reporting crime and participation in the prosecution of offenders*
- The administrative and investigative efficiency of local law enforcement agencies, including the degree of adherence to crime reporting standards*
- Organization and cooperation of adjoining and overlapping police jurisdictions*

The primary goal of the UCR program is to identify crime and related problems. Statistics in this publication should not be used to measure or to evaluate workloads and results of individual contributing departments. While most police agencies are collectively viewed as crime-fighting units, considerable independent research shows only a small portion of the workload of many departments is spent fighting crime. Because of other assigned duties, the peculiar cycle of crime and clearances, and different community factors that normally affect crime statistics, no conclusions regarding individual departments should be made without consulting directly with the agency being analyzed.

Crime rates in this publication are based on the resident population of the state and its subdivisions as established and published by the Nevada Department of Taxation and the Nevada State Demographer. Population estimates are revised annually. Seasonal population figures are too inaccurate and fluctuate too rapidly to be used in the determination of crime rates. Most Nevada communities experience rather wide seasonal population fluctuations due to the nature of the state's major industries, gaming and tourism. Accordingly, actual crime rates per thousand reported here may appear higher than might be expected for a community of comparable size without substantial fluctuations. This should not deter police administrators from using the data for planning and administrative purposes. Local seasonal population data is available which can be utilized for further statistical refinements.

Additionally, readers are cautioned not to make direct comparisons between crime rates reported for Nevada communities and those of communities of similar size in other states without first carefully analyzing and applying local modifying factors.

POTENTIAL USES OF UCR DATA

The Nevada program is unique among similar state programs as it is dedicated to doing more than just gathering statistics. The program is dedicated to providing statistical support services to its contributors and to produce a variety of reports, or crime profiles, on an as-needed basis. These crime profiles will set the stage for extensive use of the data by police administrators and other criminal justice agencies.

Persons reading this report may ask, "How good are Uniform Crime Reports and how can they be used?" Initial responses that come to mind may be limited, but as the information is examined more closely, many and varied uses are discovered. Foremost is keeping the public informed as to the volume and nature of crime, that they may judge and act accordingly. In actuality, UCR is a multi-faceted vehicle of many uses. Here are a few, but by no means all such uses, as they relate to different groups and agencies.

Law Enforcement Contributors

Administrative information relating to:

1. Budget - need and justification
2. Staffing - number needed relating to state average number of employees vs. population and crime rate
3. Department composition - Patrol, Administration, Jail, Laboratory, Detective Division, Juvenile
4. Identification of specific problem crimes

5. Disbursement of personnel and shifts in accordance with the crime picture of individual communities with avoidance of duplication of services in cases of concurrent jurisdiction
6. Training - according to crime problem prioritization
7. Equipment procurement - by justified need
8. Selective enforcement - by crime volume, particular times, and seasons through UCR information
9. Crime Profiles - identification of problems unique to individual communities
10. Long-range Planning - as anticipated by crime trends

Governor and Legislature

1. Broad, accurate picture of crime in Nevada by location, volume, type, and rate, as reported and derived from records of all participating enforcement agencies
2. Guide to valid funding needs of special interest groups and their requests for funding of the same
3. Need for more or fewer specialized programs
4. Identification of crime trends and their relationship(s) to training, courts, corrections, and other criminal justice agencies
5. Identification of various social problems relating to drugs, alcohol, juveniles and rehabilitation
6. Effectiveness of various social programs related to drugs, alcohol, juveniles and rehabilitation

Courts - Prosecution

1. Valuable general research information on crimes within the areas being served
2. Crime trend information
3. Identification of specific crimes to be considered in the prosecutorial and judicial processes

Press

A factual source for use in reporting crime and socially-related problems

Social Agencies

1. Identification of problem areas for concentration of remedial activities
2. Application for general evaluation of program effectiveness

Educational Institutions

Educators at all levels can use UCR data for various studies, budget preparation, and planning.

The above listed are a few possible uses, undoubtedly many more exist. The larger the UCR database becomes, the clearer its value will become. Since effective problem solving begins with problem identification, UCR will continue to be meaningful for years to come.

Nevada UCR believes the data provided here can serve as a catalyst for some departments to establish modern record systems for the first time. With other agencies it may spur emplacement of needed system upgrades. This will enable administrators at the chief and sheriff levels to be able to take a renewed look at their departments, potentially effecting beneficial internal operational changes. Awareness by subordinate personnel that their reports and arrest information are being used, not just filed away, will result in better and more comprehensive reporting. Finally, the periodic release of crime information to the general public will keep the crime problem in its proper perspective.

REPORTING PROCEDURE

In Nevada's Uniform Crime Reporting Program, contributing law enforcement agencies are wholly responsible for compiling their own crime reports and submitting them to the Uniform Crime Reporting Section of the Records and Technology Division in Carson City. The UCR Section, to maintain data quality and uniformity, furnishes to the contributing agencies continuous training and instruction in Uniform Crime Reporting procedures. All contributors are also given data submission guidelines, report forms, and a State of Nevada UCR Guide that outlines, in detail, procedures to score and to classify offenses. The guide illustrates and discusses the monthly and annual report forms.

A centralized record system is vital to the sound operation of any law enforcement agency. It is an essential element for crime reporting. Trained UCR personnel at the state level assist contributors in following established reporting procedures.

Law enforcement agencies (state, county and municipal) report the number of offenses that become known to them in the following crime categories:

- 1. Criminal Homicide**
 - a. Murder and Non-Negligent Manslaughter
 - b. Manslaughter by Negligence (not an index crime)
- 2. Forcible Rape**
 - a. Rape by Force
 - b. Attempts to Commit Forcible Rape
- 3. Robbery**
 - a. Firearm
 - b. Knife or Cutting Instrument
 - c. Other Dangerous Weapon
 - d. Strong-Arm (Hands, Fists, Feet, etc.)
- 4. Assault**
 - a. Firearm
 - b. Knife or Cutting Instrument
 - c. Other Dangerous Weapon
 - d. Hands, Fists, Feet, etc, Aggravated
 - e. Hands, Fists, Feet, Not Aggravated (not an index crime)
- 5. Burglary**
 - a. Forcible Entry
 - b. Unlawful Entry - No Force
 - c. Attempted Forcible Entry
- 6. Larceny-Theft (except motor vehicle theft)**
- 7. Motor Vehicle Theft**
 - a. Autos
 - b. Trucks and Buses
 - c. Other Vehicles
- 8. Arson**

In addition, the agencies submit the number of arrests recorded, by sex and age, for 21 other "Part II" offenses. Descriptions of these offenses are provided under the offense classification section.

Another facet of the UCR Program involves the collection of "hate crimes". In 1990, the President of the United States signed into law the "Hate Crime Statistics Act of 1990". The data identifies crimes that manifest evidence of prejudice based on race, religion, sexual orientation, ethnicity, and physical or mental disabilities.

Whenever complaints of crime are determined through investigation to be unfounded or false, they are subtracted from the actual count. The number of "actual offenses known" in these crime categories is reported to the Nevada UCR Section whether or not anyone is arrested for the crime; the stolen property is recovered; prosecution is undertaken; or any other restrictive consideration is in effect.

Other data configurations which contributing agencies tally through the UCR system are as follows:

- Number of crimes cleared by arrest or exceptional means
- Number of crimes cleared involving persons under age 18
- Number of enforcement officers killed or assaulted
- Type and value of property stolen and recovered

- Number of arrests for all criminal acts (except traffic violations), broken out by arrestee age, sex and race
- Number of sworn and civilian enforcement personnel employed by agency type

HIERARCHY RULE

The experience of law enforcement agencies handling UCR data shows that, for the most part, offenses of law occur singly as opposed to many being committed simultaneously. In these single-offense situations, it must be decided whether the crime was one of the Index Offenses, and if so, it is scored accordingly. However, if several offenses are committed at the same time by a person or a group of persons, a different approach must be used in classifying and scoring. As a general rule, a multiple-offense situation requires classification of each of the offenses and identification of those that are Part I crimes. The Part I offenses involved must then be located within their ranked list, which goes from most to least priority. The offense, which is highest on the list, is scored. The other offenses involved in the incident are ignored. The Hierarchy Rule, which requires counting only the highest offense on the list and ignoring all others, applies only to crime reporting and does not affect the number of charges for which the defendant may be prosecuted in the courts.

VERIFICATION PROCEDURE

Data uniformity and accuracy is of primary concern under this program. With coverage of approximately 37 reporting jurisdictions within the State of Nevada, the problems with attaining uniformity are apparent. Issuance of instructions and training of personnel within contributing agencies does not complete the role of the UCR Section. It is standard operating procedure to examine each incoming report for mathematical accuracy and completeness.

Clearance factors, recovery rates, and other elements are scrutinized and changes are suggested to the contributors where needed. In the instance of minor mathematical corrections, the contributing agency is either contacted by mail, fax, telephone, e-mail or in-person visitations made by qualified UCR Program personnel.

The possibility of report duplication requires constant verification through internal consistency checks. If duplication is suspected, the contributing agency is immediately contacted and the matter is resolved in accordance with guidelines. Continual analysis of reports is ongoing to assist contributors, and to maintain the quality necessary for a factual and successful program. In addition, an FBI Quality Assurance Group periodically visits contributors to cooperatively assist in necessary auditing of records and reporting methods.

Regardless of the extent of the quality control process employed by the Uniform Crime Reporting Section, the accuracy of the data assembled under this program depends on the sincere effort exerted by each contributor to meet the necessary standards of reporting. We are especially grateful to the UCR support staff in each contributing agency for their diligence and persistence, and for their constant attention to reporting policies and procedures.

PROFILE OF THE STATE OF NEVADA

This profile is presented to provide some general knowledge and facts about the State of Nevada. The information might assist users of this publication in understanding the environment in which reported crime incidence and arrest data occurred.

NEVADA FACTS AND FIGURES

---Nevada is the seventh largest state in the United States, covering 110,540 square miles. The state's long western border is shared with California, the most populous state in the Union. On its northern and eastern borders are the states of Oregon, Idaho, Utah, and Arizona. The state's longest distance from the northwest corner to the southern tip is approximately 600 miles. At the widest point it is nearly 350 miles.

---Nevada consists of seventeen counties, ranging in size from 153 square miles for the state capital of Carson City to over 18,000 square miles for Nye County, one of the largest counties in the United States.

---The geography of the state consists of rugged desert and mountain terrain, with the highest mountain peak (Boundary Peak in Esmeralda County) having an elevation of 13,146 feet above sea level and the lowest point on the Colorado River having an elevation of 490 feet.

---Nevada has a four-season climate, with wide variations between its northern and southern latitudes. Low temperatures in the north can go well below zero in the winter months, while high temperatures in the south can climb well over 100° Fahrenheit in the summer. It is the most arid state in the country, receiving an average of less than ten inches of precipitation annually.

---Of Nevada's total land area, 85.3% is controlled by the federal government. State and local governments control .3% and 1.6% falls under the jurisdiction of 22 American Indian Reservations. The United States military, which has a significant presence, has also reserved large areas.

---Nevada's population increased by over 54% between 1980 and 1990 (from 800,508 to 1,236,130) and by 60.0% from 1990 to 2000 (1,236,130 to 2,065,610). In July 2006 we had a state population of 2,623,050 (up 22.86% since 2000). Nevada has one of the fastest rates of growth in the nation for the past several years. Due to these tremendous long-term increases, several communities have been hard-pressed to provide necessary infrastructures. This trend is expected to continue, although at a slightly lower rate. Despite this growth, Nevada remains one of the most sparsely populated states, with about 22 people per square mile. Fully 87% of the state's total population is located in the counties of Clark (1,874,837 – 71%) and Washoe (409,085 – 16%).

---The Nevada State Demographer-University of Nevada, Reno, estimates the following population composition for Nevada in 2006: White, 61.31%; Hispanic, 23.96%; African Americans, 6.90%; Asian, Pacific Islanders, 6.51%, American Indians, Eskimo, Aluet 1.32%. Age 5, 1.49%, Ages 6-18, 19.39%, Ages 19-64, 67.00% and ages 65 and over, 12.12%. Males, 50.78%, and Females, 49.22%.

---Tourism and gaming are the state's largest industries. The gaming industry generated revenue of \$12,621,406,000 in 2006. Approximately 51,409,699 people visited in 2006. These and other interesting statistics are available at www.travelnevada.com in the section of "news," under "discover the facts". Of concern to Nevada is the rapid spread of gaming to other states and Indian reservations. The Las Vegas area has responded by expanding and building huge "destination" or "theme" resorts, catering to a broader spectrum of interests.

---This is a substantial ongoing effort to diversify Nevada's economy. Over the past decade, hundreds of out-of-state firms have relocated to Nevada and thousands of new businesses have opened.

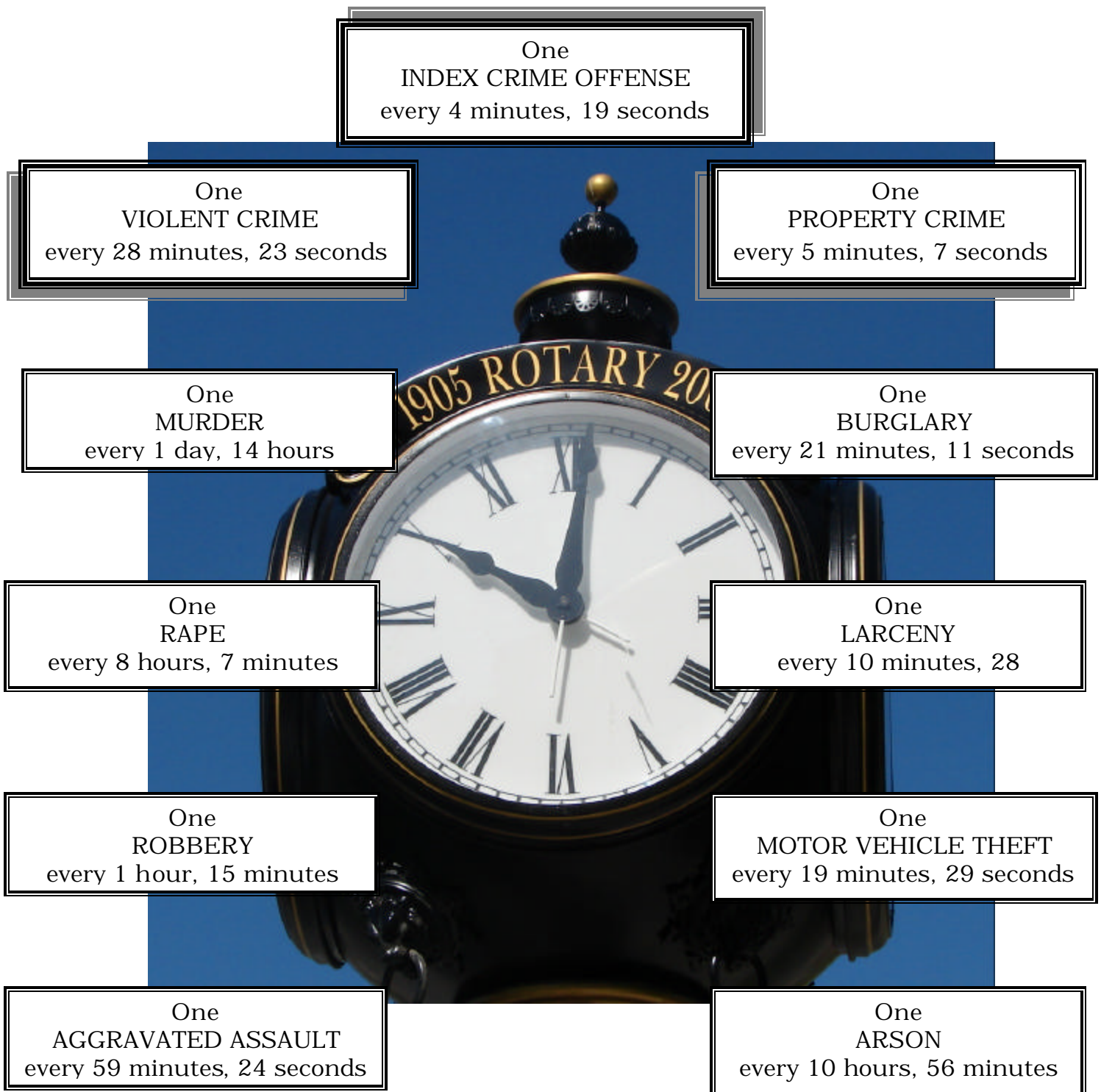
---Nevada is the largest gold producer in the United States and ranks in the top ten in the world. The bulk of this mining boom has occurred within the past fifteen years and has primarily taken place in the rural northern part of the state.

Highlights



Sarah Winnemucca statue, located inside the Capitol lobby, Carson City, Nevada
This is a full-size replica of the statue representing Nevada in the US Capitol's National Statuary Hall in Washington DC.

NEVADA CRIME CLOCK - 2006 HIGHLIGHTS



The crime clock should be viewed with care. Being the most aggregate representation of UCR data, it is designed to convey the annual reported crime experience by showing the relative frequency of occurrence of the Index Offenses. This mode of display should not be taken to imply regularity in the commission of the offenses; rather, it represents the annual ratio of crime to fixed time intervals.

CRIME IN NEVADA 2006 - HIGHLIGHTS

CRIME RATE

The Nevada Crime Rate is based on the occurrence of an index offense per 1,000 residents of the state. Municipal and county rates are based on their individual populations. The state crime rate for 2006 was 46.3 per 1,000. The comparable rate for 2005 was 46.8. The state population utilized was 2,623,050 the latest available estimate for 2006 from the State Demographer, Bureau of Business and Economic Research, University of Nevada, Reno.

INDEX OFFENSES

Law Enforcement reported 121,353 Index Offenses in 2006--an increase of 3,540 offenses (2.9%) from the 117,813 offenses reported in 2005. Nevada's ten-year average for total index offenses (1997-2006) was 101,811.

VIOLENT CRIMES

Murder, rape, robbery and aggravated assault make up the "violent crimes" category. Violent crimes as a group increased by 3,852 offenses from 2005 for a 26.3% increase. During 2006 violent crimes totaled 18,513. The 2005 total was 14,661. Violent crimes accounted for 15.3% of all reported Index Crimes (12.4% in 2005) and displayed a crime rate of 7.1 per 1,000 population. Nevada's ten-year average for violent crimes (1997-2006) was 13,312.

PROPERTY CRIMES

Property crimes, consisting of burglary, larceny, motor vehicle theft, and arson decreased in 2006 by 312 offenses (0.3%) from 2005. There were 102,840 offenses reported in 2006, with 103,152 experienced in 2005. Property crimes accounted for 84.7% of all index crimes in 2006, with a crime rate of 39.2 offenses per 1,000 population. Nevada's ten-year average for property crimes (1997-2006) was 88,500.

MURDER

There were 229 murders committed in Nevada during 2006, up 19 (8.3%) from the 210 murders reported in 2005. Law enforcement cleared 155 murders this year (67.7%). Nevada's ten-year average for homicide offenses (1997-2006) was 185.

RAPE

Forcible rapes increased by 64 during 2006. There were 1079 offenses reported to enforcement in 2006, compared to 1015 in 2005. Of the total, 923 were actual rapes, while 156 were classified as attempts. Nevada's ten-year average for rape offenses (1997-2006) was 945.

ROBBERY

Robberies increased by 2318 offenses (33.0%), from 4,709 in 2005 to 7,027 in 2006. Nevada's ten-year average for robbery offenses (1997-2006) was 5,020.

AGGRAVATED ASSAULT

Nevada law enforcement reported 10,178 aggravated assaults during 2006, an increase of 1,451 (16.6%) from the 2005 figure of 8,727. In addition, there were 36,441 simple assaults in 2006. Nevada's ten-year average for aggravated assault offenses (1997-2006) was 7,161.

BURGLARY

Burglary offenses increased in 2006 by 1,361 (5.8%) from the 2005 total of 23,458. The 24,819 burglaries in 2006 resulted in property loss totaling \$75,249,092. Burglaries represented 20.5% of all reported Index Offenses. Nevada's ten-year average for burglary offenses (1997-2006) was 20,709.

LARCENY

The crime of larceny in Nevada for 2006 totaled 50,258, a 3.3% decrease from the 2005 figure of 51,983. Thefts from buildings represented 42.0% of all larceny crimes reported. Nevada's ten-year average for larceny-theft offenses (1997-2006) was 48,844.

MOTOR VEHICLE THEFT

The number of motor vehicle thefts increased by 28 (0.1%) during 2006, from 26,934 in 2005 to 26,962. Nevada's ten-year average for motor vehicles stolen (1997-2006) was 18,286.

ARSON

Arson was added to the list of reportable index crimes in 1980. During 2006 there were 801 arsons reported in Nevada, compared to 777 in 2005. This represents an increase of 3.0%. Estimated property loss from these offenses totaled \$12,738,920. Nevada's ten-year average for arson (1997-2006) was 661.

STOLEN/RECOVERED PROPERTY

During 2006 law enforcement agencies recorded \$270,924,432 worth of property stolen during the commission of index crimes. They were able to recover \$75,790,756 (28.0%).

CLEARANCE RATE

Law enforcement agencies cleared 16.7% of all index crimes in Nevada in 2006, a decrease of 3.7% over 2005. Nationally, 24.5% were cleared in 2005.

ARRESTS

The total number of persons arrested, summoned, or cited by enforcement in 2006, including juveniles and adults, was 163,067 or 4.8% over the 2005 total of 155,210. Drug arrests by the Department of Public Safety, Investigation Division (NDI) in 2006 were 359. Nevada's total arrest rate per 1,000 population in 2006 was 62.2. This does not include drug or DUI arrests by the Nevada Highway Patrol.


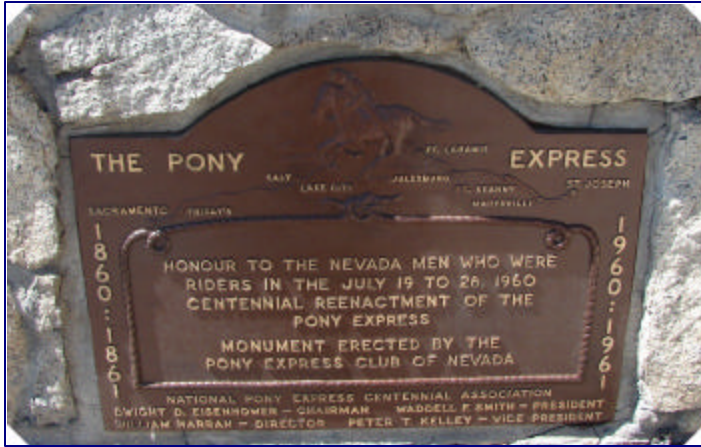
POLICE EMPLOYMENT DATA

Statewide there were 5,187 full-time sworn law enforcement officers in Nevada in 2006. This represents a ratio of 2.0 officers per 1,000 population. Nationally the average ratio per 1,000 was 3.0 in 2005.

OFFICER ASSAULTS

Nevada law enforcement officers experienced 612 assaults in 2006, an increase of 123 (20.1%) from the 489 reported in 2005. Law enforcement cleared 572 (93.5%) of all assaults on personnel.

Index Crimes



Pony Express Monument located at the Nevada State Museum, Carson City, Nevada. Dedicated to the riders in the 1960 reenactment of the Pony Express.

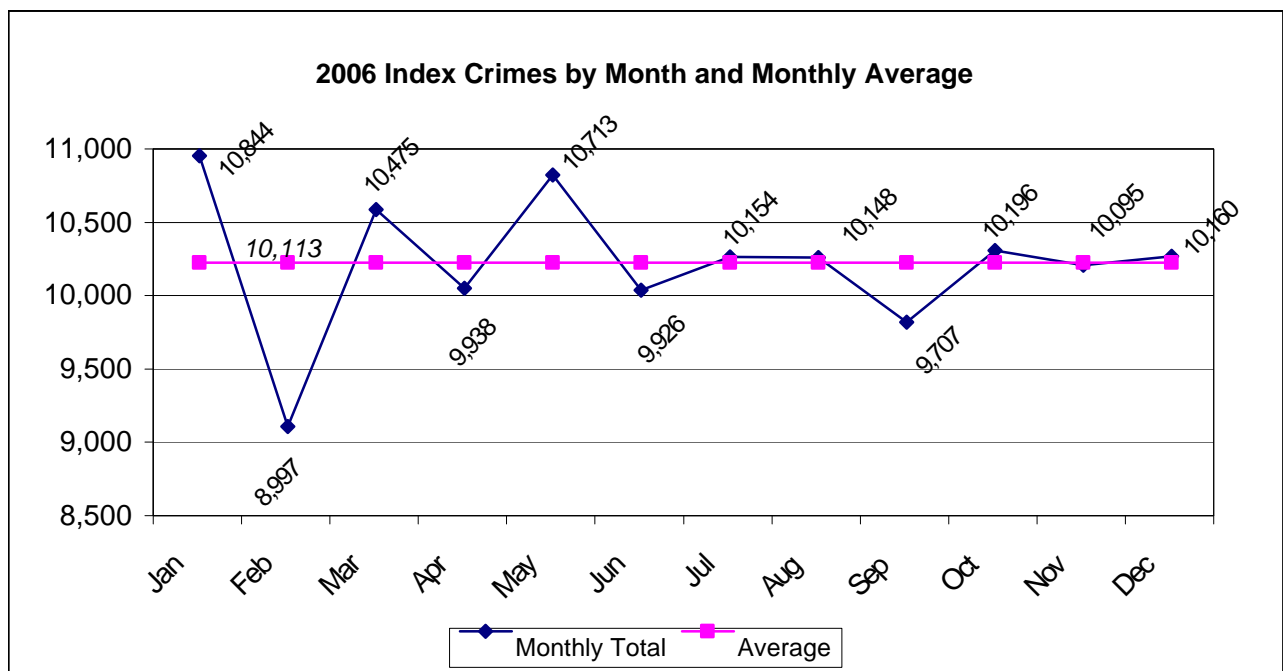


2004-2006 Nevada Index Crimes

The figures displayed here represent the latest three calendar-years of data collection and compilation under the state-run Nevada UCR Program. Thirty-seven agencies are currently reporting UCR data, covering 99% of the state's population.

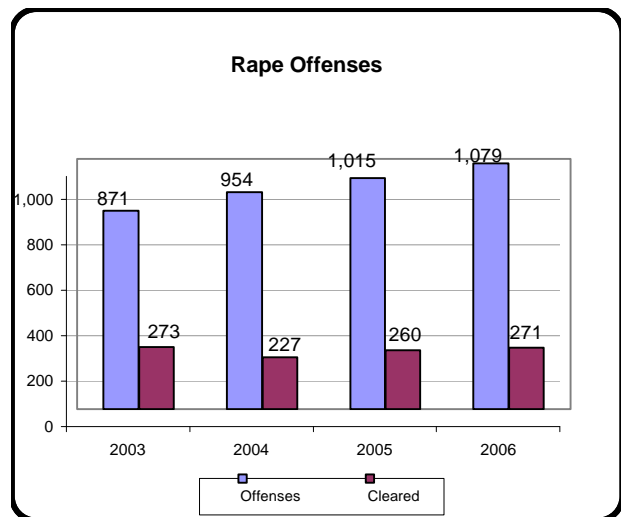
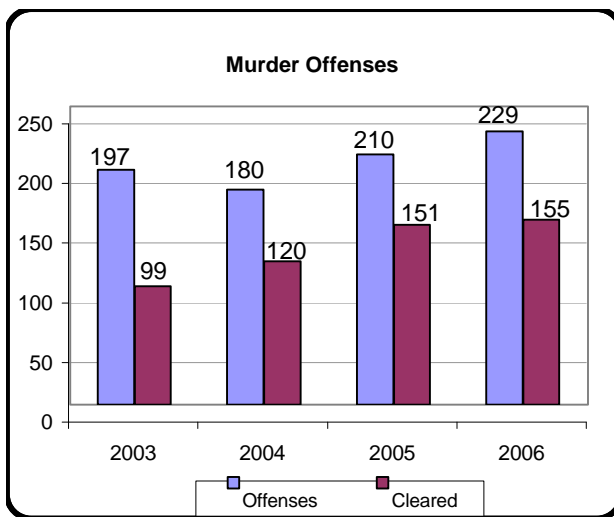
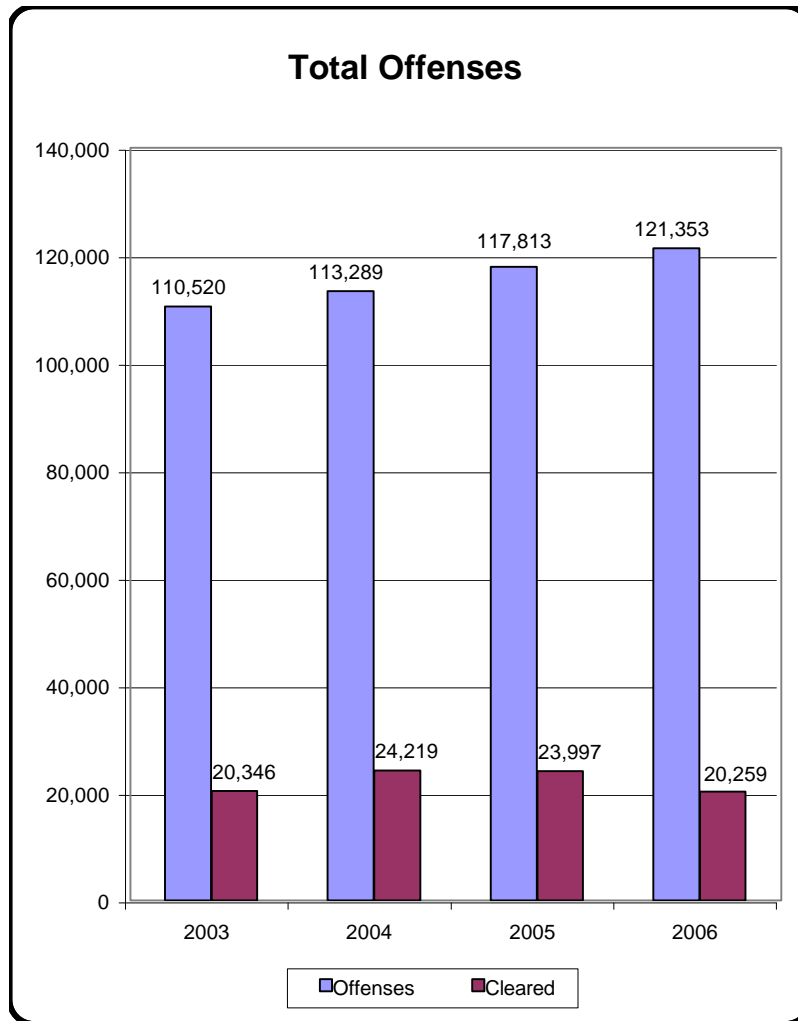
Crime rates as they appear in this publication are per 1,000 population. No attempt is made to incorporate transient populations or other factors which contribute to the ratio and the types of crime in given areas. Any effort to make comparisons of crime rates between areas should be tempered by these population and environmental variables.

| Offense | Number of Offenses | | | Percent of Total | | | Rate/1,000 Pop | | |
|--------------------|--------------------|----------------|----------------|------------------|---------------|---------------|----------------|--------------|--------------|
| | 2004 | 2005 | 2006 | 2004 | 2005 | 2006 | 2004 | 2005 | 2006 |
| Murder | 180 | 210 | 229 | 0.16 | 0.18 | 0.19 | 0.07 | 0.08 | 0.09 |
| Rape | 954 | 1,015 | 1,079 | 0.84 | 0.86 | 0.89 | 0.40 | 0.40 | 0.41 |
| Robbery | 4,905 | 4,709 | 7,027 | 4.33 | 4.00 | 5.79 | 2.03 | 1.87 | 2.68 |
| Aggravated Assault | 8,348 | 8,727 | 10,178 | 7.37 | 7.41 | 8.39 | 3.46 | 3.46 | 3.88 |
| Burglary | 23,137 | 23,458 | 24,819 | 20.42 | 19.91 | 20.45 | 9.60 | 9.31 | 9.46 |
| Larceny | 52,437 | 51,983 | 50,258 | 46.29 | 44.12 | 41.41 | 21.75 | 20.64 | 19.16 |
| MV Theft | 22,636 | 26,934 | 26,962 | 19.98 | 22.86 | 22.22 | 9.39 | 10.69 | 10.28 |
| Arson | 692 | 777 | 801 | 0.61 | 0.66 | 0.66 | 0.29 | 0.31 | 0.31 |
| Total | 113,289 | 117,813 | 121,353 | 100.00 | 100.00 | 100.00 | 46.99 | 48.18 | 46.26 |

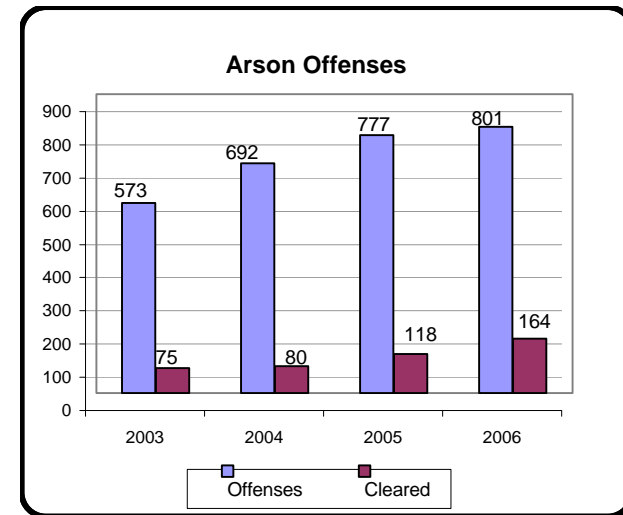
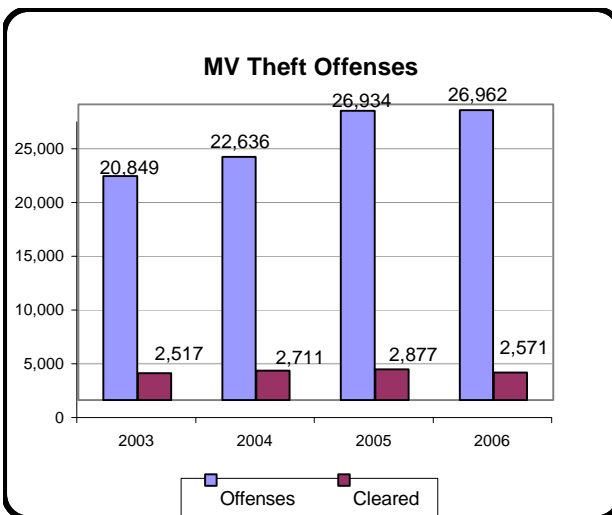
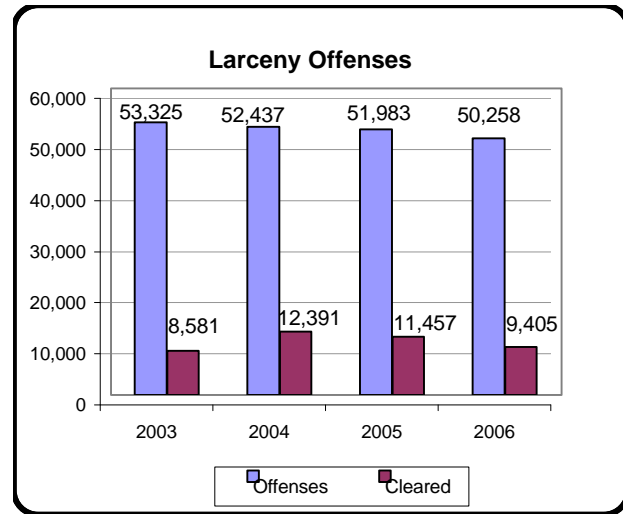
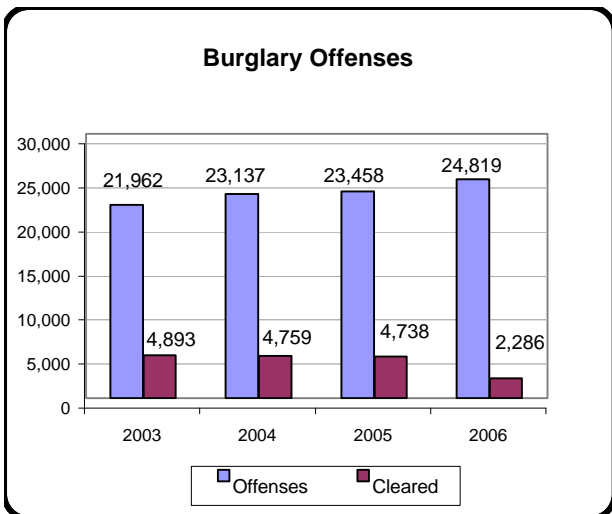
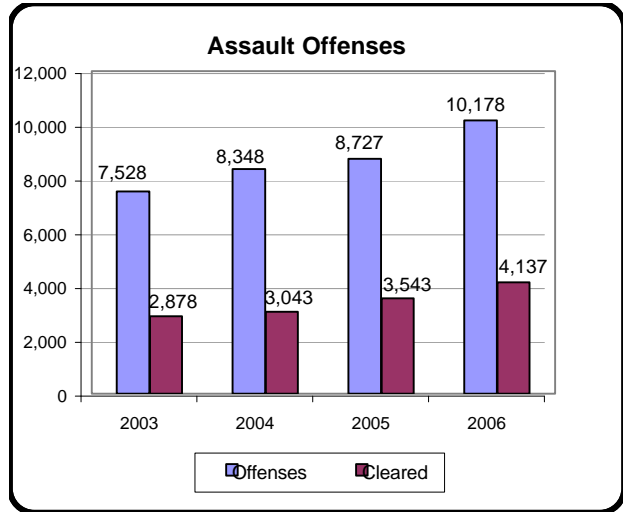
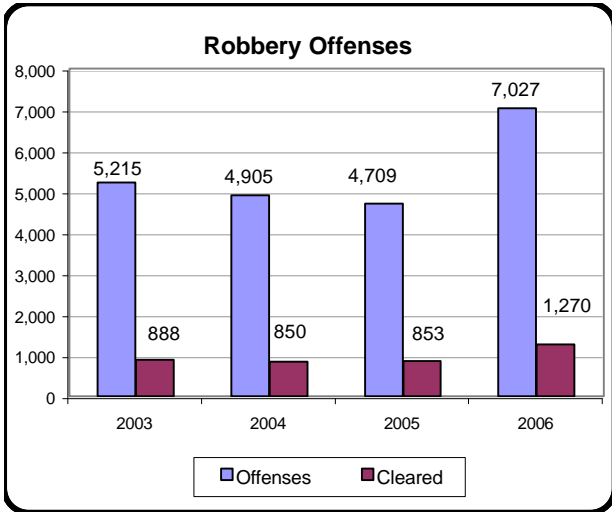


*The criminal statistics within this publication are only those criminal statistics reported to the Uniform Crime Reporting Program by the participating law enforcement agencies.

Nevada Statewide Index Crimes, 2003 - 2006



Nevada Statewide Index Crimes, 2003 - 2006



Statewide Index Crimes/Clearances, Month to Month, 2006

| | Murder | Rape | Robbery | Assault | Burglary | Larceny | MV Theft | Arson | Total |
|-------------------------|--------|-------|---------|---------|----------|---------|----------|-------|---------|
| January | | | | | | | | | |
| # Offenses | 16 | 100 | 586 | 796 | 2,182 | 4,463 | 2,639 | 62 | 10,844 |
| # Clearances | 15 | 27 | 63 | 274 | 212 | 1,025 | 253 | 12 | 1,881 |
| February | | | | | | | | | |
| # Offenses | 18 | 72 | 431 | 664 | 1,836 | 3,581 | 2,330 | 65 | 8,997 |
| # Clearances | 16 | 17 | 73 | 229 | 172 | 757 | 228 | 10 | 1,502 |
| March | | | | | | | | | |
| # Offenses | 17 | 78 | 514 | 812 | 2,156 | 4,232 | 2,580 | 86 | 10,475 |
| # Clearances | 11 | 25 | 102 | 259 | 188 | 802 | 227 | 45 | 1,659 |
| April | | | | | | | | | |
| # Offenses | 12 | 82 | 548 | 840 | 1,913 | 4,136 | 2,353 | 54 | 9,938 |
| # Clearances | 9 | 18 | 109 | 354 | 170 | 766 | 222 | 14 | 1,662 |
| May | | | | | | | | | |
| # Offenses | 19 | 106 | 623 | 1,008 | 2,084 | 4,468 | 2,336 | 69 | 10,713 |
| # Clearances | 12 | 24 | 116 | 430 | 219 | 772 | 216 | 15 | 1,804 |
| June | | | | | | | | | |
| # Offenses | 19 | 86 | 577 | 924 | 1,918 | 4,060 | 2,269 | 73 | 9,926 |
| # Clearances | 15 | 25 | 120 | 425 | 148 | 682 | 231 | 11 | 1,657 |
| July | | | | | | | | | |
| # Offenses | 18 | 102 | 657 | 915 | 2,116 | 4,062 | 2,174 | 110 | 10,154 |
| # Clearances | 8 | 36 | 100 | 371 | 168 | 626 | 206 | 13 | 1,528 |
| August | | | | | | | | | |
| # Offenses | 16 | 115 | 663 | 851 | 2,183 | 4,215 | 2,053 | 52 | 10,148 |
| # Clearances | 7 | 28 | 130 | 378 | 195 | 676 | 241 | 3 | 1,658 |
| September | | | | | | | | | |
| # Offenses | 24 | 85 | 590 | 942 | 2,055 | 4,061 | 1,883 | 67 | 9,707 |
| # Clearances | 15 | 14 | 117 | 411 | 159 | 690 | 181 | 16 | 1,603 |
| October | | | | | | | | | |
| # Offenses | 32 | 89 | 605 | 905 | 2,125 | 4,211 | 2,168 | 61 | 10,196 |
| # Clearances | 13 | 24 | 104 | 387 | 252 | 843 | 175 | 9 | 1,807 |
| November | | | | | | | | | |
| # Offenses | 21 | 97 | 641 | 762 | 2,082 | 4,375 | 2,076 | 41 | 10,095 |
| # Clearances | 23 | 13 | 110 | 317 | 214 | 833 | 203 | 9 | 1,722 |
| December | | | | | | | | | |
| # Offenses | 17 | 67 | 592 | 759 | 2,169 | 4,394 | 2,101 | 61 | 10,160 |
| # Clearances | 11 | 20 | 126 | 302 | 189 | 933 | 188 | 7 | 1,776 |
| Total | | | | | | | | | |
| # Offenses | 229 | 1,079 | 7,027 | 10,178 | 24,819 | 50,258 | 26,962 | 801 | 121,353 |
| # Clearances | 155 | 271 | 1,270 | 4,137 | 2,286 | 9,405 | 2,571 | 164 | 20,259 |
| Index Crime Rate | | | | | | | | | |
| per 1,000 Population | 0.09 | 0.41 | 2.68 | 3.88 | 9.46 | 19.16 | 10.28 | 0.31 | 46.26 |

*The criminal statistics within this publication are only those criminal statistics reported to the Uniform Crime Reporting Program by the participating law enforcement agencies.

Total Index Crimes In Nevada, 1997-2006

| | Murder | Rape | Robbery | Assault | Burglary | Larceny | MV Theft | Arson | Total Index Offenses | Rate/ 1,000 Pop. |
|----------------|---------------|-------------|----------------|----------------|-----------------|----------------|-----------------|--------------|---------------------------------|---------------------------------|
| 1997 | 193 | 1,008 | 5,089 | 7,215 | 22,038 | 53,240 | 13,262 | 729 | 102,774 | 57.74 |
| 1998 | 174 | 911 | 4,453 | 5,710 | 19,873 | 47,367 | 13,766 | 667 | 92,921 | 50.07 |
| 1999 | 165 | 943 | 4,209 | 4,994 | 17,613 | 43,167 | 13,094 | 624 | 84,809 | 43.10 |
| 2000 | 130 | 860 | 4,543 | 4,943 | 17,526 | 44,125 | 13,172 | 581 | 85,880 | 41.55 |
| 2001 | 186 | 883 | 4,932 | 6,337 | 17,710 | 45,072 | 14,703 | 536 | 90,359 | 42.37 |
| 2002 | 184 | 930 | 5,119 | 7,634 | 18,953 | 47,461 | 17,485 | 630 | 98,396 | 44.60 |
| 2003 | 197 | 871 | 5,215 | 7,528 | 21,962 | 53,325 | 20,849 | 573 | 110,520 | 48.12 |
| 2004 | 180 | 954 | 4,905 | 8,348 | 23,137 | 52,437 | 22,636 | 692 | 113,289 | 44.98 |
| 2005 | 210 | 1,015 | 4,709 | 8,727 | 23,458 | 51,983 | 26,934 | 777 | 117,813 | 46.77 |
| 2006 | 229 | 1,079 | 7,027 | 10,178 | 24,819 | 50,258 | 26,962 | 801 | 121,353 | 46.26 |
| TOTAL | 1,848 | 9,454 | 50,201 | 71,614 | 207,089 | 488,435 | 182,863 | 6,610 | 1,018,114 | -- |
| AVERAGE | 185 | 945 | 5,020 | 7,161 | 20,709 | 48,844 | 18,286 | 661 | 101,811 | |

*The criminal statistics within this publication are only those criminal statistics reported to the Uniform Crime Reporting Program by the participating law enforcement agencies.

Total 2006 Index Crimes and Clearances by County and Month

| | Jan | | Feb | | Mar | | Apr | | May | | June | | July | | Aug | | Sep | | Oct | | Nov | | Dec | | Total Index Crimes | Total Index Crimes Cleared |
|-------------------|--------|-------|-------|-------|--------|-------|-------|-------|--------|-------|-------|-------|--------|-------|--------|-------|-------|-------|--------|-------|--------|-------|--------|-------|--------------------|----------------------------|
| Carson | 134 | 34 | 104 | 28 | 102 | 33 | 102 | 39 | 124 | 39 | 134 | 32 | 120 | 33 | 122 | 40 | 133 | 36 | 109 | 41 | 139 | 41 | 131 | 33 | 1,454 | 429 |
| Churchill | 86 | 26 | 52 | 13 | 45 | 32 | 48 | 17 | 59 | 12 | 52 | 26 | 62 | 18 | 90 | 20 | 64 | 19 | 79 | 18 | 54 | 27 | 112 | 30 | 803 | 258 |
| Clark | 8,485 | 1,269 | 7,235 | 1,013 | 8,413 | 1,180 | 7,899 | 1,174 | 8,409 | 1,285 | 7,828 | 1,175 | 8,003 | 1,069 | 7,896 | 1,192 | 7,529 | 1,152 | 7,975 | 1,290 | 7,855 | 1,183 | 7,879 | 1,246 | 95,406 | 14,228 |
| Douglas | 135 | 48 | 86 | 16 | 86 | 21 | 87 | 20 | 89 | 26 | 75 | 14 | 119 | 29 | 117 | 27 | 72 | 20 | 67 | 15 | 81 | 15 | 89 | 19 | 1,103 | 270 |
| Elko | 134 | 34 | 90 | 18 | 128 | 21 | 98 | 18 | 110 | 21 | 119 | 23 | 105 | 20 | 89 | 22 | 88 | 15 | 84 | 16 | 57 | 18 | 59 | 17 | 1,161 | 243 |
| Esmeralda | 1 | 1 | 0 | 0 | 1 | 1 | 0 | 0 | 0 | 0 | 2 | 2 | 1 | 1 | 2 | 2 | 2 | 2 | 1 | 0 | 0 | 0 | 0 | 0 | 10 | 9 |
| Eureka | 2 | 1 | 0 | 0 | 1 | 0 | 2 | 0 | 6 | 2 | 3 | 2 | 7 | 1 | 1 | 0 | 2 | 1 | 1 | 0 | 4 | 2 | 2 | 0 | 31 | 9 |
| Humboldt | 17 | 12 | 19 | 14 | 16 | 9 | 18 | 11 | 25 | 17 | 27 | 15 | 33 | 15 | 20 | 11 | 13 | 6 | 19 | 10 | 12 | 7 | 18 | 11 | 237 | 138 |
| Lander | 23 | 8 | 13 | 11 | 13 | 9 | 11 | 8 | 6 | 19 | 6 | 2 | 15 | 10 | 11 | 5 | 8 | 7 | 13 | 7 | 13 | 7 | 15 | 8 | 147 | 101 |
| Lincoln | 7 | 3 | 2 | 4 | 1 | 3 | 3 | 4 | 3 | 1 | 3 | 2 | 5 | 0 | 8 | 0 | 3 | 2 | 7 | 2 | 7 | 0 | 3 | 0 | 52 | 21 |
| Lyon | 71 | 38 | 79 | 41 | 59 | 23 | 82 | 17 | 69 | 14 | 61 | 11 | 70 | 6 | 68 | 15 | 78 | 16 | 95 | 14 | 84 | 25 | 63 | 20 | 879 | 240 |
| Mineral | 5 | 4 | 6 | 2 | 7 | 1 | 2 | 1 | 5 | 0 | 7 | 2 | 8 | 5 | 2 | 2 | 3 | 2 | 3 | 0 | 5 | 2 | 1 | 0 | 54 | 21 |
| Nye | 95 | 42 | 75 | 41 | 98 | 33 | 79 | 28 | 98 | 37 | 79 | 35 | 95 | 35 | 94 | 20 | 83 | 29 | 90 | 37 | 100 | 47 | 104 | 30 | 1,090 | 414 |
| Pershing | 13 | 9 | 12 | 5 | 16 | 9 | 14 | 10 | 17 | 11 | 10 | 3 | 17 | 6 | 17 | 7 | 25 | 14 | 15 | 7 | 15 | 8 | 14 | 8 | 185 | 97 |
| Storey | 8 | 0 | 9 | 3 | 5 | 1 | 5 | 1 | 5 | 0 | 1 | 0 | 8 | 1 | 3 | 0 | 2 | 0 | 5 | 0 | 9 | 0 | 5 | 0 | 65 | 6 |
| Washoe | 1,605 | 345 | 1,197 | 289 | 1,469 | 278 | 1,464 | 306 | 1,670 | 316 | 1,488 | 299 | 1,468 | 270 | 1,587 | 287 | 1,588 | 277 | 1,616 | 343 | 1,642 | 333 | 1,640 | 347 | 18,434 | 3,690 |
| White Pine | 23 | 7 | 18 | 4 | 15 | 5 | 24 | 8 | 18 | 4 | 31 | 14 | 18 | 9 | 21 | 8 | 14 | 5 | 17 | 7 | 18 | 7 | 25 | 7 | 242 | 85 |
| 2006 Total | 10,844 | 1,881 | 8,997 | 1,502 | 10,475 | 1,659 | 9,938 | 1,662 | 10,713 | 1,804 | 9,926 | 1,657 | 10,154 | 1,528 | 10,148 | 1,658 | 9,707 | 1,603 | 10,196 | 1,807 | 10,095 | 1,722 | 10,160 | 1,776 | 121,353 | 20,259 |

*The criminal statistics within this publication are only those criminal statistics reported to the Uniform Crime Reporting Program by the participating law enforcement agencies.

2006 Annual Crimes/Clearances Summary

| County/Agency | Est. Pop | Murder | | Rape | | Robbery | | Assault | | Burglary | | Larceny | | MV Theft | | Arson | | Total Crimes | Crime Rate | Total Clear. | Clear. Percent |
|-------------------------|-----------|--------|-----|------|-----|---------|-------|---------|-------|----------|-------|---------|-------|----------|-------|-------|----|--------------|------------|--------------|----------------|
| Carson County | | | | | | | | | | | | | | | | | | | | | |
| Carson SO | 57,701 | 3 | 1 | 2 | 1 | 22 | 13 | 169 | 108 | 291 | 76 | 819 | 179 | 137 | 46 | 11 | 5 | 1,454 | 25.20 | 429 | 29.50% |
| County Total | 57,701 | 3 | 1 | 2 | 1 | 22 | 13 | 169 | 108 | 291 | 76 | 819 | 179 | 137 | 46 | 11 | 5 | 1,454 | 25.20 | 429 | 29.50% |
| Churchill County | | | | | | | | | | | | | | | | | | | | | |
| Churchill SO | 19,072 | 1 | 1 | 9 | 15 | 0 | 0 | 42 | 39 | 118 | 44 | 155 | 56 | 22 | 8 | 3 | 3 | 350 | 18.35 | 166 | 47.43% |
| Fallon PD | 8,299 | 0 | 0 | 0 | 0 | 4 | 1 | 14 | 13 | 62 | 15 | 347 | 53 | 26 | 10 | 0 | 0 | 453 | 54.58 | 92 | 20.31% |
| County Total | 27,371 | 1 | 1 | 9 | 15 | 4 | 1 | 56 | 52 | 180 | 59 | 502 | 109 | 48 | 18 | 3 | 3 | 803 | 29.34 | 258 | 32.13% |
| Clark County | | | | | | | | | | | | | | | | | | | | | |
| Boulder PD | 15,478 | 1 | 0 | 2 | 1 | 5 | 1 | 11 | 9 | 106 | 11 | 126 | 9 | 23 | 1 | 3 | 0 | 277 | 17.90 | 32 | 11.55% |
| Clark Co. Schools PD* | 313,606 | 0 | 0 | 3 | 0 | 47 | 19 | 60 | 29 | 255 | 43 | 888 | 132 | 45 | 11 | 76 | 24 | 1,374 | 4.38 | 258 | 18.78% |
| Henderson PD | 251,321 | 7 | 1 | 63 | 38 | 237 | 44 | 283 | 170 | 1,600 | 257 | 3,614 | 598 | 1,460 | 43 | 88 | 16 | 7,352 | 29.25 | 1,167 | 15.87% |
| LV Metro PD | 1,391,866 | 153 | 104 | 718 | 118 | 5,381 | 883 | 6,680 | 2,195 | 14,913 | 868 | 26,815 | 5,184 | 19,677 | 1,777 | 311 | 34 | 74,648 | 53.63 | 11,163 | 14.95% |
| LV Fire Dept* | | | | | | | | | | | | | | | | 82 | 14 | 82 | N/A | 14 | 17.07% |
| Mesquite PD | 17,656 | 1 | 1 | 2 | 1 | 3 | 2 | 25 | 21 | 15 | 4 | 290 | 79 | 55 | 13 | 0 | 0 | 391 | 22.15 | 121 | 30.95% |
| North Las Vegas PD | 198,516 | 22 | 8 | 57 | 20 | 584 | 93 | 1,032 | 467 | 2,523 | 171 | 3,456 | 527 | 2,638 | 112 | 58 | 10 | 10,370 | 52.24 | 1,408 | 13.58% |
| Taxicab Authority | 0 | 0 | 0 | 0 | 0 | 34 | 7 | 92 | 23 | 0 | 0 | 414 | 15 | 11 | 0 | 0 | 0 | 551 | 0.00 | 45 | 8.17% |
| UNLV PD* | 30,223 | 0 | 0 | 0 | 0 | 2 | 0 | 4 | 1 | 64 | 2 | 246 | 15 | 44 | 2 | 1 | 0 | 361 | 11.94 | 20 | 5.54% |
| County Total | 1,874,837 | 184 | 114 | 845 | 178 | 6,293 | 1,049 | 8,187 | 2,915 | 19,476 | 1,356 | 35,849 | 6,559 | 23,953 | 1,959 | 619 | 98 | 95,406 | 50.89 | 14,228 | 14.91% |
| Douglas County | | | | | | | | | | | | | | | | | | | | | |
| Douglas SO | 51,770 | 2 | 1 | 24 | 14 | 2 | 1 | 59 | 35 | 207 | 46 | 740 | 132 | 61 | 37 | 8 | 4 | 1,103 | 21.31 | 270 | 24.48% |
| County Total | 51,770 | 2 | 1 | 24 | 14 | 2 | 1 | 59 | 35 | 207 | 46 | 740 | 132 | 61 | 37 | 8 | 4 | 1,103 | 21.31 | 270 | 24.48% |

*The criminal statistics within this publication are only those statistics reported to the Uniform Crime Reporting Program by the participating law enforcement agencies.

2006 Annual Crimes/Clearances Summary

| County/Agency | Est. Pop | Murder | | Rape | | Robbery | | Assault | | Burglary | | Larceny | | MV Theft | | Arson | | Total Crimes | Crime Rate | Total Clear. | Clear. Percent |
|-------------------------|---------------|----------|----------|-----------|----------|-----------|----------|-----------|-----------|------------|-----------|------------|-----------|-----------|-----------|-----------|----------|--------------|--------------|--------------|----------------|
| Elko County | | | | | | | | | | | | | | | | | | | | | |
| Elko SO (+Wells) | 23,004 | 1 | 0 | 6 | 2 | 0 | 0 | 12 | 11 | 87 | 15 | 87 | 11 | 18 | 3 | 3 | 1 | 214 | 9.30 | 43 | 20.09% |
| Carlin PD | 2,281 | 0 | 0 | 0 | 0 | 0 | 0 | 31 | 25 | 18 | 3 | 9 | 2 | 5 | 1 | 0 | 0 | 63 | 27.62 | 31 | 49.21% |
| Elko PD | 18,183 | 0 | 0 | 7 | 2 | 8 | 3 | 32 | 15 | 135 | 23 | 422 | 40 | 52 | 6 | 8 | 1 | 664 | 36.52 | 90 | 13.55% |
| West Wendover PD | 4,871 | 1 | 1 | 2 | 1 | 4 | 2 | 10 | 9 | 49 | 16 | 133 | 33 | 18 | 15 | 3 | 2 | 220 | 45.17 | 79 | 35.91% |
| County Total | 48,339 | 2 | 1 | 15 | 5 | 12 | 5 | 85 | 60 | 289 | 57 | 651 | 86 | 93 | 25 | 14 | 4 | 1,161 | 24.02 | 243 | 20.93% |
| Esmeralda County | | | | | | | | | | | | | | | | | | | | | |
| Esmeralda SO | 1,262 | 0 | 0 | 0 | 0 | 0 | 0 | 3 | 3 | 1 | 1 | 5 | 4 | 1 | 1 | 0 | 0 | 10 | 7.92 | 9 | 90.00% |
| County Total | 1,262 | 0 | 0 | 0 | 0 | 0 | 0 | 3 | 3 | 1 | 1 | 5 | 4 | 1 | 1 | 0 | 0 | 10 | 7.92 | 9 | 90.00% |
| Eureka County | | | | | | | | | | | | | | | | | | | | | |
| Eureka SO | 1,460 | 0 | 0 | 1 | 0 | 0 | 0 | 5 | 4 | 9 | 2 | 12 | 2 | 4 | 1 | 0 | 0 | 31 | 21.23 | 9 | 29.03% |
| County Total | 1,460 | 0 | 0 | 1 | 0 | 0 | 0 | 5 | 4 | 9 | 2 | 12 | 2 | 4 | 1 | 0 | 0 | 31 | 21.23 | 9 | 29.03% |
| Humboldt County | | | | | | | | | | | | | | | | | | | | | |
| Humboldt SO | 10,108 | 0 | 0 | 0 | 0 | 2 | 1 | 49 | 47 | 13 | 6 | 30 | 14 | 6 | 5 | 1 | 1 | 101 | 9.99 | 74 | 73.27% |
| Winnemucca PD | 7,643 | 1 | 1 | 2 | 1 | 3 | 2 | 12 | 10 | 32 | 19 | 63 | 19 | 15 | 6 | 8 | 6 | 136 | 17.79 | 64 | 47.06% |
| County Total | 17,751 | 1 | 1 | 2 | 1 | 5 | 3 | 61 | 57 | 45 | 25 | 93 | 33 | 21 | 11 | 9 | 7 | 237 | 13.35 | 138 | 58.23% |
| Lander County | | | | | | | | | | | | | | | | | | | | | |
| Lander SO | 5,655 | 0 | 0 | 11 | 9 | 2 | 0 | 30 | 26 | 43 | 29 | 54 | 31 | 7 | 6 | 0 | 0 | 147 | 25.99 | 101 | 68.71% |
| County Total | 5,655 | 0 | 0 | 11 | 9 | 2 | 0 | 30 | 26 | 43 | 29 | 54 | 31 | 7 | 6 | 0 | 0 | 147 | 25.99 | 101 | 68.71% |

*The criminal statistics within this publication are only those statistics reported to the Uniform Crime Reporting Program by the participating law enforcement agencies.

2006 Annual Crimes/Clearances Summary

| County/Agency | Est. Pop | Murder | | Rape | | Robbery | | Assault | | Burglary | | Larceny | | MV Theft | | Arson | | Total Crimes | Crime Rate | Total Clear. | Clear. Percent |
|------------------------|----------|--------|---|------|---|---------|---|---------|----|----------|----|---------|-----|----------|----|-------|----|--------------|------------|--------------|----------------|
| Lincoln County | | | | | | | | | | | | | | | | | | | | | |
| Lincoln SO | 3,987 | 0 | 0 | 0 | 0 | 0 | 0 | 4 | 3 | 8 | 6 | 29 | 5 | 9 | 5 | 2 | 2 | 52 | 13.04 | 21 | 40.38% |
| County Total | 3,987 | 0 | 0 | 0 | 0 | 0 | 0 | 4 | 3 | 8 | 6 | 29 | 5 | 9 | 5 | 2 | 2 | 52 | 13.04 | 21 | 40.38% |
| Lyon County | | | | | | | | | | | | | | | | | | | | | |
| Lyon SO | 50,774 | 1 | 1 | 5 | 2 | 5 | 2 | 74 | 50 | 207 | 28 | 444 | 76 | 77 | 31 | 17 | 4 | 830 | 16.35 | 194 | 23.37% |
| Yerington PD | 3,257 | 0 | 0 | 0 | 0 | 0 | 0 | 0 | 0 | 35 | 33 | 14 | 13 | 0 | 0 | 0 | 0 | 49 | 15.04 | 46 | 93.88% |
| County Total | 54,031 | 1 | 1 | 5 | 2 | 5 | 2 | 74 | 50 | 242 | 61 | 458 | 89 | 77 | 31 | 17 | 4 | 879 | 16.27 | 240 | 27.30% |
| Mineral County | | | | | | | | | | | | | | | | | | | | | |
| Mineral SO | 4,399 | 0 | 0 | 1 | 1 | 0 | 0 | 6 | 6 | 23 | 7 | 18 | 4 | 5 | 2 | 1 | 1 | 54 | 12.28 | 21 | 38.89% |
| County Total | 4,399 | 0 | 0 | 1 | 1 | 0 | 0 | 6 | 6 | 23 | 7 | 18 | 4 | 5 | 2 | 1 | 1 | 54 | 12.28 | 21 | 38.89% |
| Nye County | | | | | | | | | | | | | | | | | | | | | |
| Nye SO | 44,795 | 3 | 4 | 9 | 7 | 10 | 5 | 103 | 89 | 270 | 51 | 476 | 155 | 190 | 81 | 29 | 22 | 1,090 | 24.33 | 414 | 37.98% |
| County Total | 44,795 | 3 | 4 | 9 | 7 | 10 | 5 | 103 | 89 | 270 | 51 | 476 | 155 | 190 | 81 | 29 | 22 | 1,090 | 24.33 | 414 | 37.98% |
| Pershing County | | | | | | | | | | | | | | | | | | | | | |
| Pershing SO | 4,528 | 1 | 1 | 10 | 0 | 0 | 0 | 62 | 42 | 36 | 6 | 26 | 10 | 2 | 1 | 0 | 0 | 137 | 30.26 | 60 | 43.80% |
| Lovelock PD | 2,427 | 0 | 0 | 0 | 2 | 0 | 0 | 8 | 6 | 17 | 14 | 20 | 13 | 3 | 2 | 0 | 0 | 48 | 19.78 | 37 | 77.08% |
| County Total | 6,955 | 1 | 1 | 10 | 2 | 0 | 0 | 70 | 48 | 53 | 20 | 46 | 23 | 5 | 3 | 0 | 0 | 185 | 26.60 | 97 | 52.43% |
| Storey County | | | | | | | | | | | | | | | | | | | | | |
| Storey SO | 4,110 | 0 | 0 | 0 | 0 | 0 | 0 | 0 | 0 | 17 | 3 | 45 | 3 | 3 | 0 | 0 | 0 | 65 | 15.82 | 6 | 9.23% |
| County Total | 4,110 | 0 | 0 | 0 | 0 | 0 | 0 | 0 | 0 | 17 | 3 | 45 | 3 | 3 | 0 | 0 | 0 | 65 | 15.82 | 6 | 9.23% |

*The criminal statistics within this publication are only those statistics reported to the Uniform Crime Reporting Program by the participating law enforcement agencies.

2006 Annual Crimes/Clearances Summary

| County/Agency | Est. Pop | Murder | | Rape | | Robbery | | Assault | | Burglary | | Larceny | | MV Theft | | Arson | | Total Crimes | Crime Rate | Total Clear. | Clear. Percent |
|--------------------------|------------------|------------|------------|--------------|------------|--------------|--------------|---------------|--------------|---------------|--------------|---------------|--------------|---------------|--------------|------------|------------|----------------|--------------|---------------|----------------|
| Washoe County | | | | | | | | | | | | | | | | | | | | | |
| Washoe SO | 106,868 | 4 | 1 | 0 | 0 | 22 | 6 | 173 | 95 | 566 | 56 | 846 | 83 | 219 | 52 | 11 | 2 | 1,841 | 17.23 | 295 | 16.02% |
| Reno PD | 214,371 | 23 | 24 | 100 | 17 | 523 | 139 | 832 | 405 | 2,105 | 176 | 7,061 | 1,504 | 1,631 | 199 | 37 | 3 | 12,312 | 57.43 | 2,467 | 20.04% |
| Sparks PD | 87,846 | 3 | 4 | 40 | 17 | 124 | 43 | 213 | 143 | 893 | 241 | 2,104 | 312 | 455 | 80 | 20 | 6 | 3,852 | 43.85 | 846 | 21.96% |
| UNR PD* | 16,671 | 0 | 0 | 1 | 0 | 0 | 0 | 5 | 3 | 14 | 1 | 166 | 4 | 12 | 0 | 0 | 0 | 198 | 11.88 | 8 | 4.04% |
| Washoe Co Schl PD* | 68,366 | 0 | 0 | 0 | 0 | 2 | 2 | 10 | 10 | 23 | 4 | 160 | 54 | 1 | 1 | 18 | 3 | 0 | 0.00 | 74 | 0.00% |
| TMCC PD* | 14,161 | 0 | 0 | 0 | 0 | 0 | 0 | 0 | 0 | 3 | 0 | 13 | 0 | 0 | 0 | 1 | 0 | 17 | 1.20 | 0 | 0.00% |
| County Total | 409,085 | 30 | 29 | 141 | 34 | 671 | 190 | 1,233 | 656 | 3,604 | 478 | 10,350 | 1,957 | 2,318 | 332 | 87 | 14 | 18,220 | 44.54 | 3,690 | 20.25% |
| White Pine County | | | | | | | | | | | | | | | | | | | | | |
| White Pine SO | 9,542 | 1 | 1 | 4 | 2 | 1 | 1 | 33 | 25 | 61 | 9 | 111 | 34 | 30 | 13 | 1 | 0 | 242 | 25.36 | 85 | 35.12% |
| County Total | 9,542 | 1 | 1 | 4 | 2 | 1 | 1 | 33 | 25 | 61 | 9 | 111 | 34 | 30 | 13 | 1 | 0 | 242 | 25.36 | 85 | 35.12% |
| Statewide Totals | | | | | | | | | | | | | | | | | | | | | |
| Grand Total | 2,623,050 | 229 | 155 | 1,079 | 271 | 7,027 | 1,270 | 10,178 | 4,137 | 24,819 | 2,286 | 50,258 | 9,405 | 26,962 | 2,571 | 801 | 164 | 121,353 | 46.26 | 20,259 | 16.69% |

* School population figures are not included in the county totals.

These population figures are those reported by the Nevada State Demographer.

*The criminal statistics within this publication are only those statistics reported to the Uniform Crime Reporting Program by the participating law enforcement agencies.

Comparison of Crimes/Clearances

2006

Nevada vs National Index Crime Rates

Per 1,000 Population

| | Murder | Rape | Robbery | Assault | Burglary | Larceny | MV Theft | Arson | Total |
|-----------------|--------|------|---------|---------|----------|---------|----------|-------|-------|
| Nevada | | | | | | | | | |
| 2003 | 0.08 | 0.36 | 2.16 | 3.12 | 9.11 | 22.12 | 8.65 | 0.24 | 45.84 |
| 2004 | 0.07 | 0.40 | 2.03 | 3.46 | 9.60 | 21.75 | 9.39 | 0.29 | 46.99 |
| 2005 | 0.08 | 0.40 | 1.87 | 3.46 | 9.31 | 20.64 | 10.69 | 0.31 | 46.77 |
| 2006 | 0.09 | 0.41 | 2.68 | 3.88 | 9.46 | 19.16 | 10.28 | 0.31 | 46.26 |
| National | | | | | | | | | |
| 2003 | 0.06 | 0.34 | 1.42 | 3.14 | 7.64 | 25.23 | 4.30 | 0.35 | 42.47 |
| 2004 | 0.06 | 0.33 | 1.37 | 3.05 | 7.61 | 24.65 | 4.21 | 0.32 | 41.60 |
| 2005 | 0.06 | 0.32 | 1.41 | 2.91 | 7.27 | 22.86 | 4.17 | 0.27 | 39.27 |

Nevada vs National Crime Clearance Rates

By Percent

| | Murder | Rape | Robbery | Assault | Burglary | Larceny | MV Theft | Arson | Total |
|-----------------|--------|-------|---------|---------|----------|---------|----------|-------|-------|
| Nevada | | | | | | | | | |
| 2003 | 50.25 | 31.34 | 19.75 | 38.23 | 22.28 | 16.09 | 12.07 | 13.09 | 18.41 |
| 2004 | 65.56 | 23.79 | 18.10 | 36.45 | 20.57 | 23.63 | 11.98 | 11.56 | 21.38 |
| 2005 | 71.90 | 25.62 | 18.11 | 40.60 | 20.20 | 22.04 | 10.68 | 15.19 | 20.37 |
| 2006 | 67.69 | 25.12 | 18.07 | 40.65 | 9.21 | 18.71 | 9.54 | 20.47 | 16.69 |
| National | | | | | | | | | |
| 2003 | 62.40 | 44.00 | 26.30 | 55.90 | 16.40 | 18.00 | 13.10 | 16.70 | 21.40 |
| 2004 | 62.60 | 41.80 | 26.20 | 55.60 | 12.90 | 18.30 | 13.00 | 17.10 | 24.75 |
| 2005 | 62.10 | 41.30 | 25.40 | 55.20 | 12.70 | 18.00 | 13.00 | 17.70 | 24.54 |

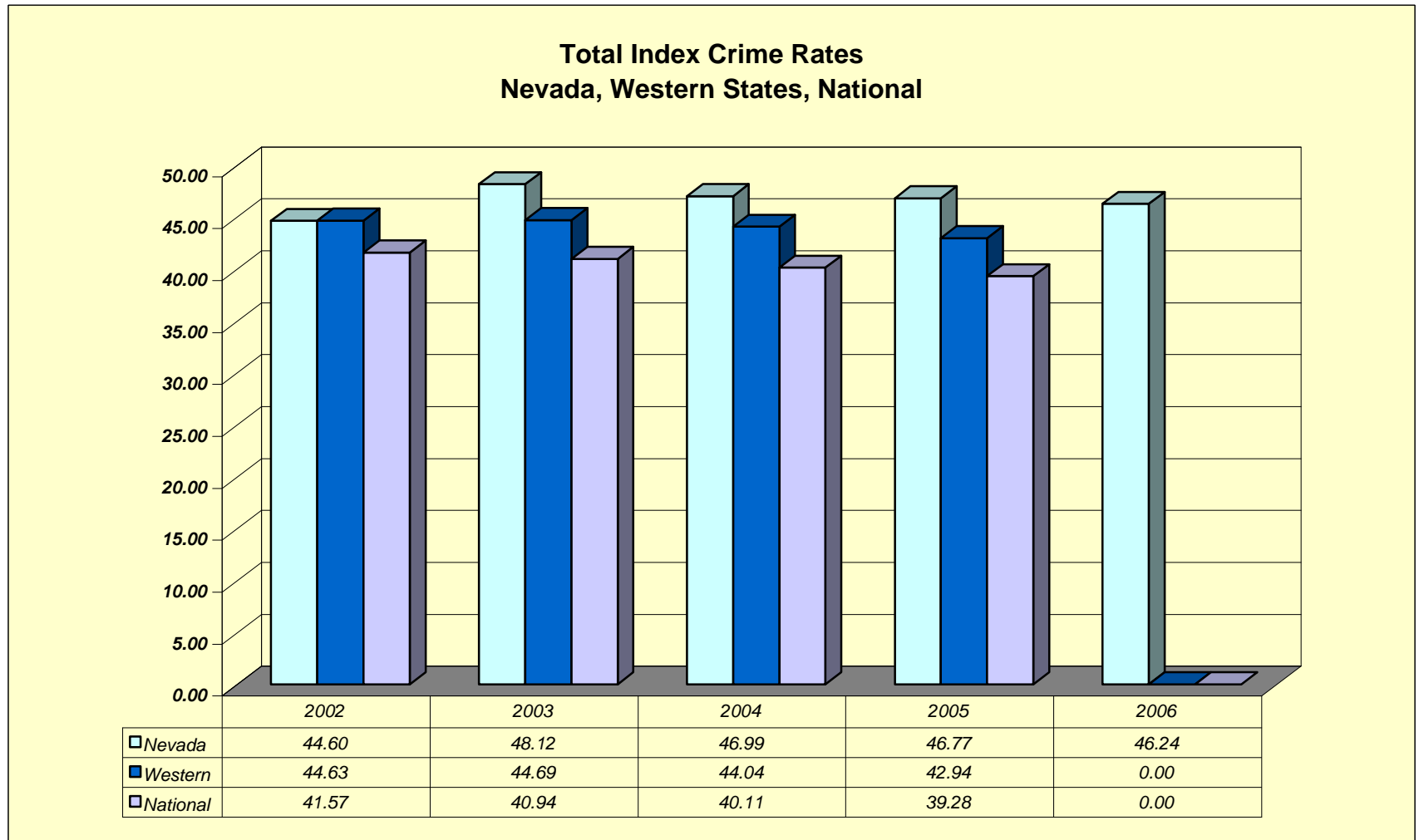
*The criminal statistics within this publication are only those criminal statistics reported to the Uniform Crime Reporting Program by the participating law enforcement agencies.

Comparison of Index Crime Rates per 1,000 population 2002-2006

| | Murder | Rape | Robbery | Assault | Burglary | Larceny | MV Theft | Arson | Total |
|---------------|--------|-------|---------|---------|----------|---------|----------|-------|-------|
| 2002 | | | | | | | | | |
| Nevada | 0.08 | 0.42 | 2.32 | 3.46 | 8.59 | 21.51 | 7.93 | 0.29 | 44.60 |
| Western | 0.06 | 0.34 | 1.46 | 3.23 | 7.53 | 25.40 | 6.25 | 0.36 | 44.63 |
| National | 0.06 | 0.33 | 1.46 | 3.10 | 7.47 | 24.51 | 4.33 | 0.32 | 41.57 |
| 2003 | | | | | | | | | |
| Nevada | 0.086 | 0.379 | 2.271 | 3.278 | 9.563 | 23.219 | 9.078 | 0.250 | 48.12 |
| Western | 0.057 | 0.337 | 1.419 | 3.138 | 7.636 | 25.229 | 6.528 | 0.350 | 44.69 |
| National | 0.057 | 0.321 | 1.422 | 2.950 | 7.405 | 24.145 | 4.334 | 0.304 | 40.94 |
| 2004 | | | | | | | | | |
| Nevada | 0.07 | 0.38 | 1.95 | 3.31 | 9.19 | 20.82 | 8.99 | 0.27 | 46.99 |
| Western | 0.06 | 0.33 | 1.37 | 3.05 | 7.61 | 24.65 | 6.65 | 0.32 | 44.04 |
| National | 0.06 | 0.32 | 1.37 | 2.91 | 7.30 | 23.66 | 4.21 | 0.28 | 40.11 |
| 2005 | | | | | | | | | |
| Nevada | 0.08 | 0.39 | 1.80 | 3.33 | 8.94 | 19.82 | 10.27 | 0.30 | 44.91 |
| Western | 0.06 | 0.33 | 1.38 | 2.92 | 7.57 | 23.52 | 6.85 | 0.31 | 42.94 |
| National | 0.06 | 0.32 | 1.41 | 2.91 | 7.27 | 22.86 | 4.18 | 0.27 | 39.28 |
| 2006 | | | | | | | | | |
| Nevada | 0.09 | 0.41 | 2.68 | 3.88 | 9.46 | 19.16 | 10.28 | 0.31 | 46.26 |
| Western | n/a | n/a | n/a | n/a | n/a | n/a | n/a | n/a | n/a |
| National | n/a | n/a | n/a | n/a | n/a | n/a | n/a | n/a | n/a |

The Western States consist of Arizona, Colorado, Idaho, Montana, Nevada, New Mexico, Utah and Wyoming.

*The criminal statistics within this publication are only those criminal statistics reported to the Uniform Crime Reporting Program by the participating law enforcement agencies.



*The criminal statistics within this publication are only those criminal statistics reported to the Uniform Crime Reporting Program by the participating law enforcement agencies.

VIOLENT CRIMES

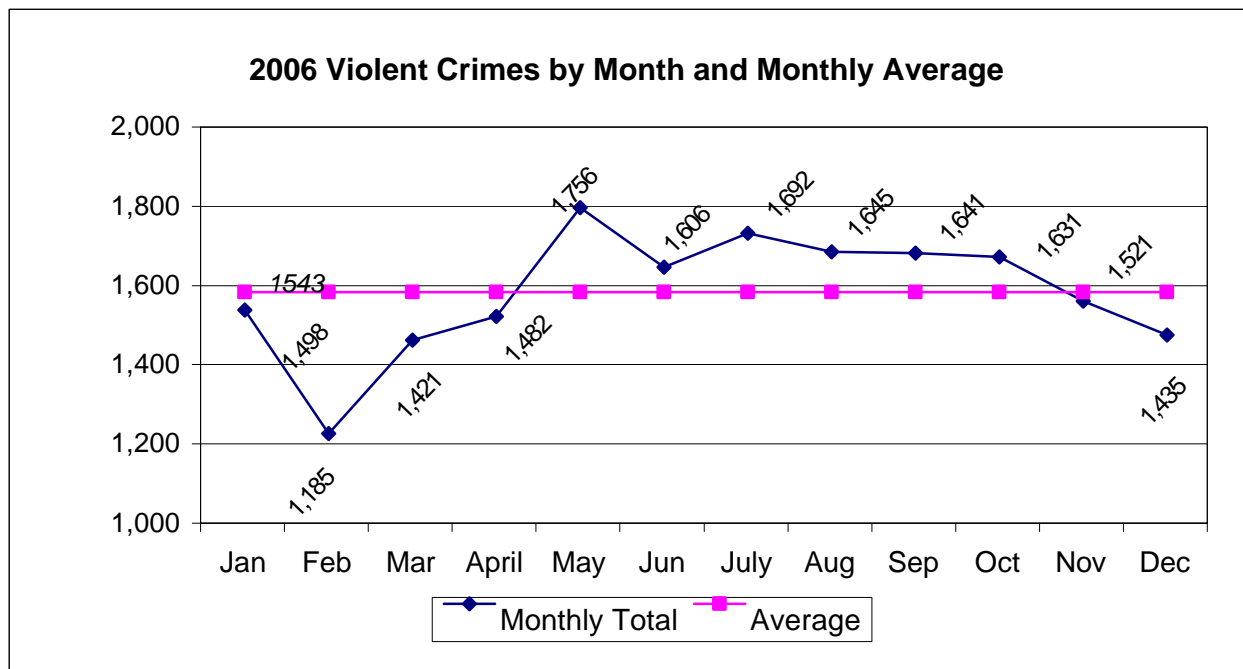
2006

Crime Clock - One Violent Crime Every 28 Minutes, 23 Seconds

Crimes of violence involve the element of personal confrontation between the perpetrator and victim and entail the threat or use of violence. By their very nature, violent crimes (murder, rape, robbery and aggravated assault) are considered more serious than property crimes. The total number indicates only the number of incidents reported to enforcement and does not reflect the number of criminals who committed them or the number of injuries inflicted.

The 2006 violent crime rate in Nevada was 7.1 offenses per 1,000 population. Violent crimes represented 15.3% of all reported index crimes. Enforcement agencies cleared 5,833 violent crimes for a 31.5% clearance rate.

| | 2004 | 2005 | Number Change | Percent Change | 2005 | 2006 | Number Change | Percent Change |
|---------------|--------|--------|---------------|----------------|--------|--------|---------------|----------------|
| Murder | 180 | 210 | 30 | 16.7% | 210 | 229 | 19 | 9.0% |
| Rape | 954 | 1,015 | 61 | 6.4% | 1,015 | 1,079 | 64 | 6.3% |
| Robbery | 4,905 | 4,709 | -196 | -4.0% | 4,709 | 7,027 | 2,318 | 49.2% |
| Agg. Assault | 8,348 | 8,727 | 379 | 4.5% | 8,727 | 10,178 | 1,451 | 16.6% |
| Totals | 14,387 | 14,661 | 274 | 1.9% | 14,661 | 18,513 | 3,852 | 26.3% |



*The criminal statistics within this publication are only those criminal statistics reported to the Uniform Crime Reporting Program by the participating law enforcement agencies.

PROPERTY CRIMES

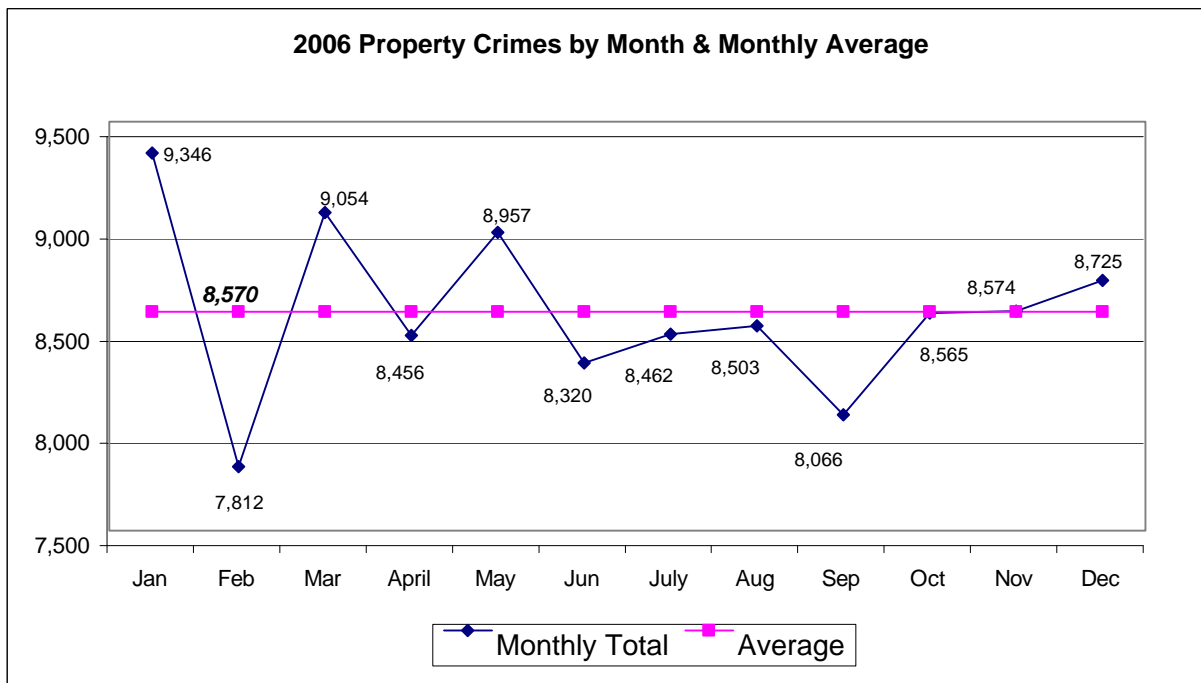
2006

Crime Clock - One Property Crime Every 5 Minutes, 7 Seconds

Property crimes include burglary, larceny, motor vehicle theft and arson. These crimes do not involve the threat of violence, but entail property taken from one by another, or the destruction of property by arson. Because arson is the most recent addition to the crime index, to this point in time, the UCR Program has not fully reported it along with the other offenses. The reason for this is not all agencies participating in the UCR Program have consistently reported arson information, thus data reliability is still marginal.

There were 102,840 property crimes reported in 2006, representing 84.7% of total reported index crimes. Enforcement agencies cleared 14,426 (14.0%) of the property offenses. Nevada's property crime rate per 1,000 population in 2006 was 39.2.

| | 2004 | 2005 | Number Change | Percent Change | 2005 | 2006 | Number Change | Percent Change |
|---------------|---------------|----------------|---------------|----------------|----------------|----------------|---------------|----------------|
| Burglary | 23,137 | 23,458 | 321 | 1.4% | 23,458 | 24,819 | 1,361 | 5.8% |
| Larceny | 52,437 | 51,983 | -454 | -0.9% | 51,983 | 50,258 | -1,725 | -3.3% |
| MV Theft | 22,636 | 26,934 | 4,298 | 19.0% | 26,934 | 26,962 | 28 | 0.1% |
| Arson | 692 | 777 | 85 | 12.3% | 777 | 801 | 24 | 3.1% |
| Totals | 98,902 | 103,152 | 4,250 | 4.3% | 103,152 | 102,840 | -312 | -0.3% |



*The criminal statistics within this publication are only those criminal statistics reported to the Uniform Crime Reporting Program by the participating law enforcement agencies.

Murder



A reproduction of the Liberty Bell located in front of the Nevada State Museum in Carson City, Nevada. "Dedicated to You, A Free Citizen in a Free Land" Also written on the plaque "In standing before this symbol, you have the opportunity to dedicate yourself as our Founding Fathers, to the principles of the individual freedom for which our Nation stands." Installed by the Lyons Club in 1950. This bell is one of 53 cast in France in 1950. Before resting here it was displayed in every part of this State as part of the US Saving Bond drive from May 15-July 4, 1950.



MURDER AND NON-NEGLIGENT MANSLAUGHTER

2006

Crime Clock - One Murder Every 1 Day, 14 Hours

Murder and non-negligent manslaughter are described by UCR as the willful (non-negligent) killing of one human being by another, or, if the death is the result of the commission of another criminal act.

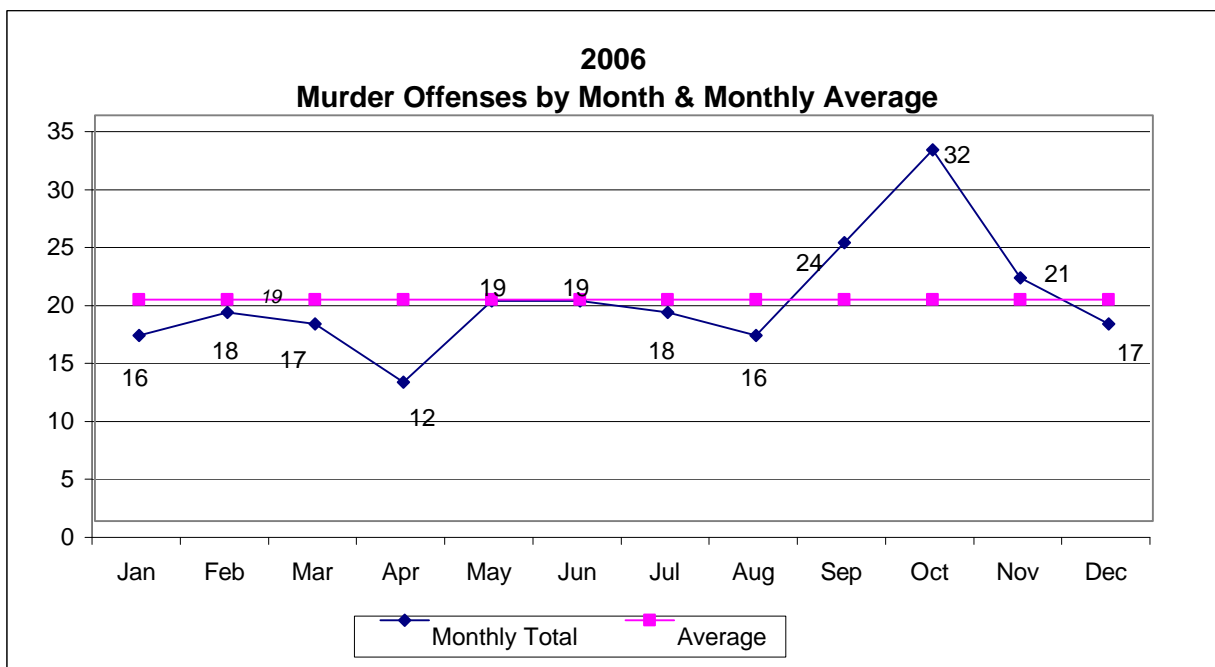
Murder--NRS 200.010: "Murder is the unlawful killing of a human being with malice aforethought, either express or implied, or caused by a controlled substance which was sold, given, traded or otherwise made available to a person in violation of Chapter 453 of NRS."

Manslaughter--NRS 200.040: (1) "Manslaughter: (a) Is the unlawful killing of a human being, without malice express or implied, and without any mixture of deliberation...(2) Manslaughter must be voluntary, upon a sudden heat of passion, caused by provocation apparently sufficient to make the passion irresistible; or, involuntary, in the commission of an unlawful act..."

Included in this publication's count for this offense classification are deaths caused by negligence. Although manslaughter by negligence is recorded on the "offense known to police" form along with murder, it is not considered by the UCR Program to be an index offense. Attempts to murder or assaults to murder are scored as aggravated assaults and not murder.

Trends

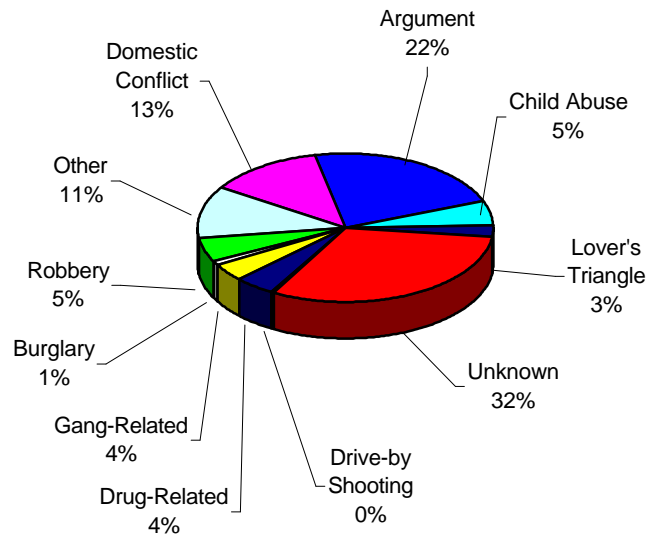
| | Number Reported | % Change from Previous Year | Rate/1,000 |
|-------------|-----------------|-----------------------------|------------|
| 2002 | 184 | -1.1% | 0.08 |
| 2003 | 197 | 7.1% | 0.09 |
| 2004 | 180 | -8.6% | 0.07 |
| 2005 | 210 | 16.7% | 0.08 |
| 2006 | 229 | 9.0% | 0.09 |



*The criminal statistics within this publication are only those criminal statistics reported to the Uniform Crime Reporting Program by the participating law enforcement agencies. 33

Murder Distribution by Circumstances and Relationship

| Circumstances* | Number | % of Total |
|-------------------|------------|-------------|
| Burglary | 2 | 1% |
| Robbery | 12 | 5% |
| Other | 26 | 11% |
| Domestic Conflict | 29 | 13% |
| Argument | 51 | 22% |
| Child Abuse | 12 | 5% |
| Lover's Triangle | 6 | 3% |
| Unknown | 71 | 31% |
| Drive-by Shooting | 1 | 0% |
| Drug-Related | 10 | 4% |
| Gang-Related | 9 | 4% |
| Total | 229 | 100% |



*Due to the unlimited set of possible circumstances surrounding homicides, it is difficult to provide clear-cut or precise statistical categories for all. To achieve uniformity, the number of circumstance categories has been kept to a minimum. Caution is suggested in drawing generalizations from the data without more deliberate analysis. This table makes no attempt to analyze the motives of offenders, but rather to display general circumstances surrounding events. Also note that it is possible to have more than one victim/murder for each circumstance.

**The number of relationships may not agree with the number of victims due to instances of multiple offenders or victims.

| Relationship - Victim to Offender** | Number | | | | | % of Total | | | | |
|-------------------------------------|------------|------------|------------|------------|------------|--------------|--------------|--------------|--------------|--------------|
| | 2002 | 2003 | 2004 | 2005 | 2006 | 2002 | 2003 | 2004 | 2005 | 2006 |
| Wife | 11 | 6 | 9 | 7 | 12 | 5.8% | 5.1% | 5.1% | 3.3% | 5.2% |
| Husband | 1 | 1 | 4 | 1 | 4 | 0.5% | 2.3% | 2.3% | 0.5% | 1.7% |
| Son | 2 | 4 | 4 | 2 | 5 | 1.0% | 2.3% | 2.3% | 1.0% | 2.2% |
| Daughter | 2 | 2 | 3 | 4 | 4 | 1.0% | 1.7% | 1.7% | 1.9% | 1.7% |
| Other Family Member | 8 | 4 | 8 | 12 | 4 | 4.2% | 4.5% | 4.5% | 5.7% | 1.7% |
| Total Family | 24 | 17 | 28 | 26 | 29 | 12.6% | 15.8% | 15.8% | 12.4% | 12.7% |
| Dating Relationship | 5 | 7 | 11 | 14 | 13 | 2.6% | 6.2% | 6.2% | 6.7% | 5.7% |
| Former Spouse | 2 | 1 | 0 | 1 | 2 | 1.0% | 0.0% | 0.0% | 0.5% | 0.9% |
| Former Cohabitant | 1 | 4 | 1 | 2 | 0 | 0.5% | 0.6% | 0.6% | 1.0% | 0.0% |
| Friend | 13 | 4 | 1 | 2 | 14 | 6.8% | 0.6% | 0.6% | 1.0% | 6.1% |
| Acquaintance | 36 | 31 | 40 | 42 | 43 | 18.8% | 22.6% | 22.6% | 20.0% | 18.8% |
| Stranger | 21 | 14 | 17 | 30 | 26 | 11.0% | 9.6% | 9.6% | 14.3% | 11.4% |
| Unknown | 89 | 105 | 79 | 93 | 102 | 46.6% | 44.6% | 44.6% | 44.3% | 44.5% |
| Total Other | 167 | 166 | 149 | 184 | 200 | 87.4% | 84.2% | 84.2% | 87.6% | 87.3% |
| Total | 191 | 183 | 177 | 210 | 229 | 100% | 100% | 100% | 100% | 100% |

Murder Distribution by Age, Sex and Weapon, 2002 - 2006

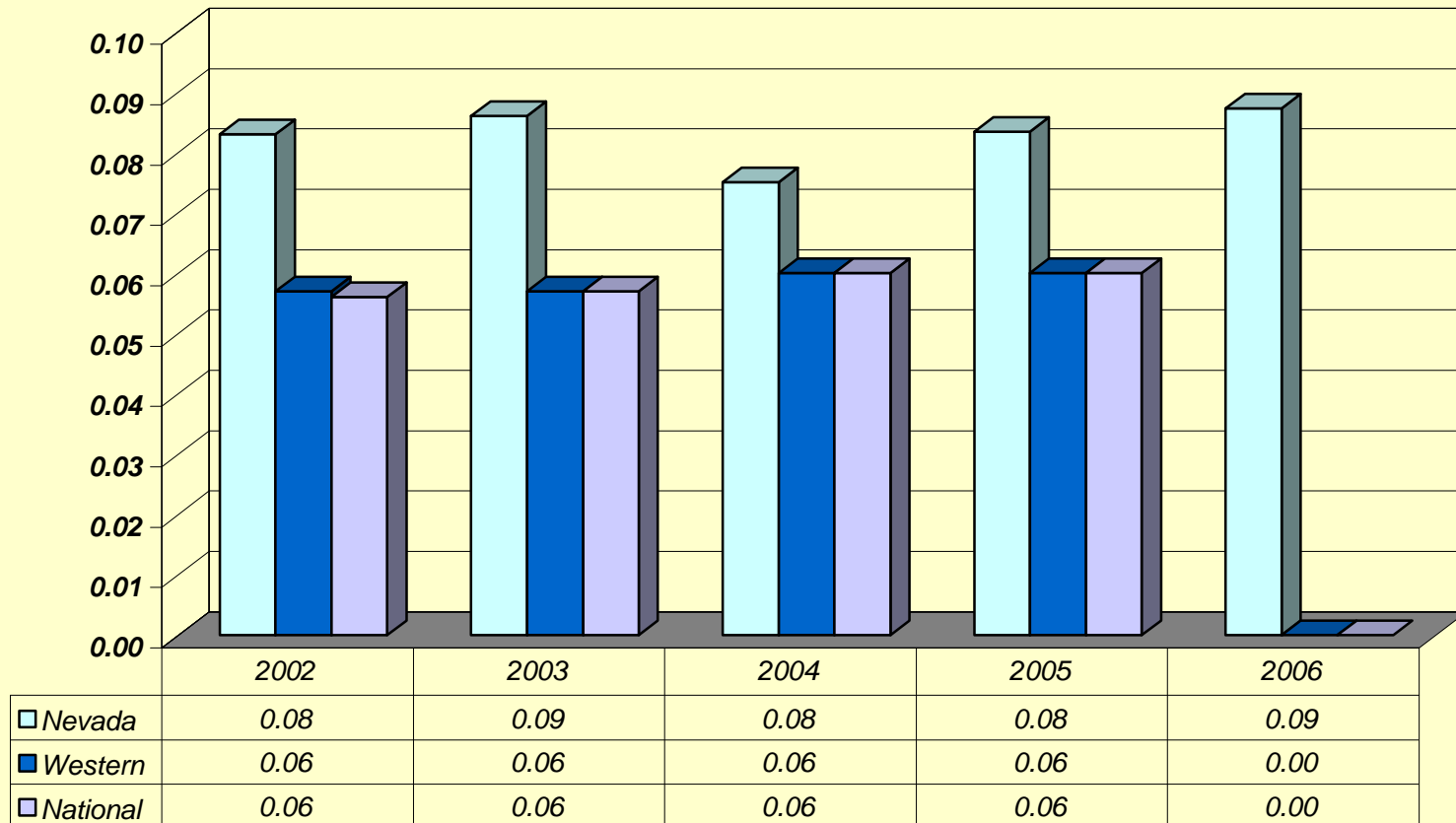
| Victims | Male | | | | | | Female | | | | | Cumulative Total |
|--------------|------------|------------|------------|------------|------------|--|-----------|-----------|-----------|-----------|-----------|------------------|
| | 2002 | 2003 | 2004 | 2005 | 2006 | | 2002 | 2003 | 2004 | 2005 | 2006 | |
| 00 - 14 | 6 | 7 | 7 | 12 | 12 | | 7 | 7 | 4 | 6 | 4 | 72 |
| 15 - 24 | 51 | 32 | 41 | 48 | 57 | | 4 | 14 | 5 | 8 | 14 | 274 |
| 25 - 34 | 36 | 42 | 56 | 37 | 35 | | 9 | 14 | 11 | 13 | 8 | 261 |
| 35 - 44 | 31 | 22 | 20 | 31 | 32 | | 11 | 12 | 6 | 10 | 11 | 186 |
| 45 - 54 | 14 | 15 | 18 | 21 | 15 | | 7 | 3 | 7 | 3 | 11 | 114 |
| 55 - 64 | 8 | 10 | 4 | 8 | 8 | | 4 | 3 | 0 | 2 | 5 | 52 |
| 65+ | 3 | 4 | 6 | 2 | 8 | | 3 | 5 | 5 | 5 | 6 | 47 |
| Unknown | 4 | 1 | 5 | 6 | 3 | | 0 | 1 | 3 | 1 | 0 | 24 |
| Total | 153 | 133 | 157 | 165 | 170 | | 45 | 59 | 41 | 48 | 59 | 1,030 |

| Offenders | Male | | | | | | Female | | | | | Cumulative Total |
|--------------|------------|------------|------------|------------|------------|--|----------|-----------|-----------|-----------|-----------|------------------|
| | 2002 | 2003 | 2004 | 2005 | 2006 | | 2002 | 2003 | 2004 | 2005 | 2006 | |
| 00 - 14 | 3 | 0 | 2 | 2 | 0 | | 0 | 1 | 0 | 0 | 0 | 8 |
| 15 - 24 | 49 | 35 | 34 | 48 | 55 | | 2 | 2 | 4 | 1 | 0 | 230 |
| 25 - 34 | 38 | 25 | 20 | 36 | 38 | | 2 | 3 | 4 | 6 | 7 | 172 |
| 35 - 44 | 20 | 10 | 13 | 26 | 18 | | 0 | 4 | 1 | 5 | 5 | 97 |
| 45 - 54 | 6 | 8 | 13 | 8 | 11 | | 1 | 1 | 1 | 2 | 3 | 51 |
| 55 - 64 | 4 | 2 | 7 | 6 | 7 | | 2 | 0 | 1 | 0 | 13 | 29 |
| 65+ | 3 | 3 | 3 | 3 | 9 | | 1 | 2 | 0 | 1 | 0 | 25 |
| Unknown* | 93 | 90 | 73 | 76 | 90 | | 0 | 7 | 2 | 1 | 0 | 589 |
| Total | 216 | 173 | 165 | 205 | 228 | | 8 | 20 | 13 | 16 | 28 | 1,201 |

* 5 year compilation when the sex of the offender is unknown

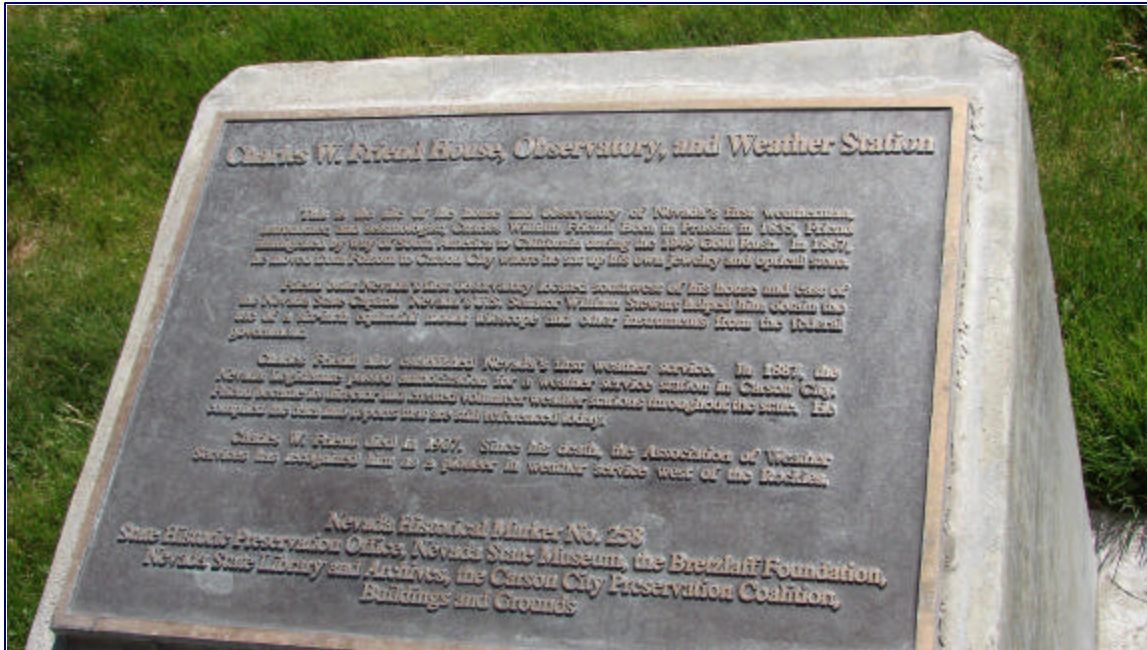
| Weapon | Number | | | | | | % of Total | | | | |
|--------------------------|------------|------------|------------|------------|------------|--|-------------|-------------|-------------|-------------|-------------|
| | 2002 | 2003 | 2004 | 2005 | 2006 | | 2002 | 2003 | 2004 | 2005 | 2006 |
| Handgun | 106 | 102 | 77 | 86 | 104 | | 52.2% | 55.1% | 40.3% | 41.0% | 44.3% |
| Long-gun | 15 | 9 | 12 | 9 | 12 | | 7.4% | 4.9% | 6.3% | 4.3% | 5.1% |
| Firearm, Unknown | 6 | 3 | 31 | 33 | 21 | | 3.0% | 1.6% | 16.2% | 15.7% | 8.9% |
| Knife, Cutting Device | 27 | 22 | 23 | 28 | 37 | | 13.3% | 11.9% | 12.0% | 13.3% | 15.7% |
| Hands, Fists, Feet | 11 | 10 | 17 | 13 | 15 | | 5.4% | 5.4% | 8.9% | 6.2% | 6.4% |
| Blunt Inst. | 15 | 18 | 15 | 18 | 21 | | 7.4% | 9.7% | 7.9% | 8.6% | 8.9% |
| Fire/Smoke Inhalation | 2 | 1 | 1 | 1 | 14 | | 1.0% | 0.5% | 0.5% | 0.5% | 6.0% |
| Asphyxiation/ Gas | 5 | 9 | 2 | 8 | 4 | | 2.5% | 4.9% | 1.0% | 3.8% | 1.7% |
| Unknown | 12 | 6 | 2 | 8 | 6 | | 5.9% | 3.2% | 1.0% | 3.8% | 2.6% |
| Other | 4 | 5 | 11 | 6 | 1 | | 2.0% | 2.7% | 5.8% | 2.9% | 0.4% |
| Total | 203 | 185 | 191 | 210 | 235 | | 100% | 100% | 100% | 100% | 100% |

Murder Rates Nevada, Western States, National



*The criminal statistics within this publication are only those criminal statistics reported to the Uniform Crime Reporting Program by the participating law enforcement agencies.

Rape



Charles W. Friend House, Observatory, and Weather Station located at the corner of Musser and Stewart Streets, Carson City, Nevada. This site marks the house and observatory of Nevada's first weatherman, astronomer, and seismologist.



Chinatown Plaque located at the corner of Third and Stewart Streets, Carson City, Nevada. This site marks one of Nevada's largest Chinese communities. Placed October 31, 2003.



Centennial Time Capsule located at Nevada State Museum, Carson City, Nevada. Presented to Grant Sawyer, Governor by the Centennial Committee on October 31, 1964.



FORCIBLE RAPE

2006

Crime Clock - One Rape Every 8 Hours, 7 Minutes

Forcible rape, as defined in the UCR Program, is the carnal knowledge of a female forcibly and against her will. Assaults or attempts to commit rape by force or threat of force are also included. Statutory rape (without force) and other sex offenses are excluded.

Sexual Assault--NRS 200.366: (1) "A person who subjects another person to sexual penetration, or who forces another person to make a sexual penetration on himself or another, or on a beast, against the victim's will or under conditions in which the perpetrator knows or should know that the victim is mentally or physically incapable of resisting or understanding the nature of his conduct, is guilty of sexual assault."

Forcible rape differs from other violent crimes in that the victim, in many cases, is reluctant to report the offense to police. The investigation by police, medical examination, court procedure, embarrassment and fear of accompanying stigma all have a deterrent effect on the victim's willingness to make the offense known to police.

Most rapes in Nevada in 2006 occurred during the months of May, July and August accounting for 323 (29.94%) of the yearly total of 1079. August had the highest monthly total at 115 (10.66%).

Law enforcement was able to clear 25.12% of forcible rapes in 2006.

Trends

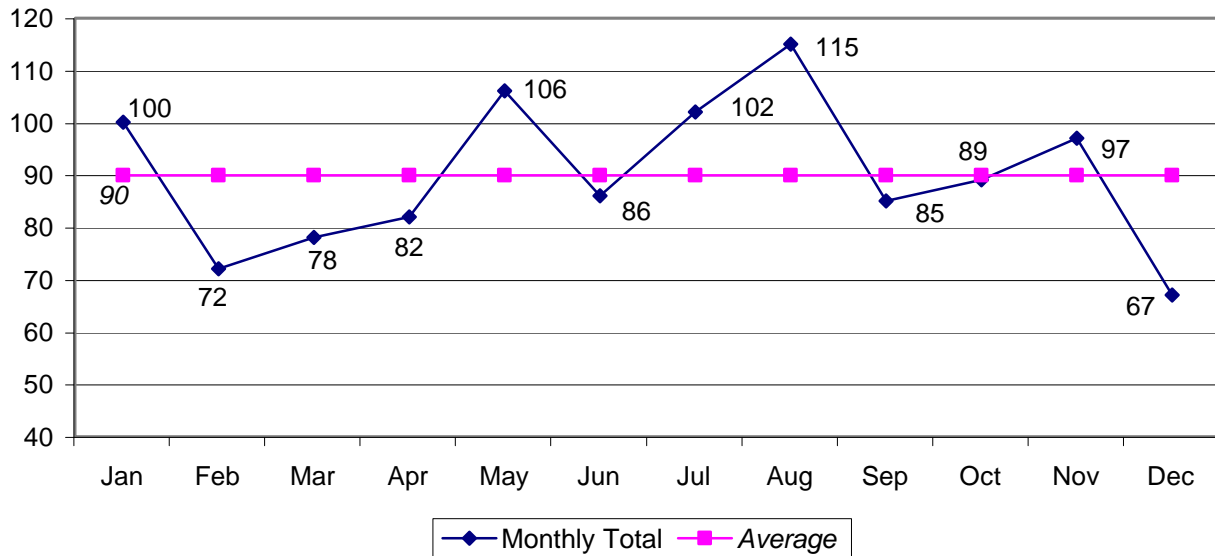
| | Number Reported | % Change from Previous Year | Rate/1,000 |
|-------------|----------------------------|--|-------------------|
| 2002 | 602 | -31.82% | 0.27 |
| 2003 | 871 | 44.68% | 0.38 |
| 2004 | 954 | 9.53% | 0.40 |
| 2005 | 1,015 | 6.39% | 0.39 |
| 2006 | 1,079 | 6.31% | 0.41 |

Forcible and Attempted Rapes

| | Forcible | Attempted | Total |
|-------------|-----------------|------------------|--------------|
| 2002 | 744 | 186 | 930 |
| 2003 | 723 | 148 | 871 |
| 2004 | 776 | 178 | 954 |
| 2005 | 818 | 197 | 1,015 |
| 2006 | 923 | 156 | 1,079 |

*The criminal statistics within this publication are only those criminal statistics reported to the Uniform Crime Reporting Program by the participating law enforcement agencies: 37

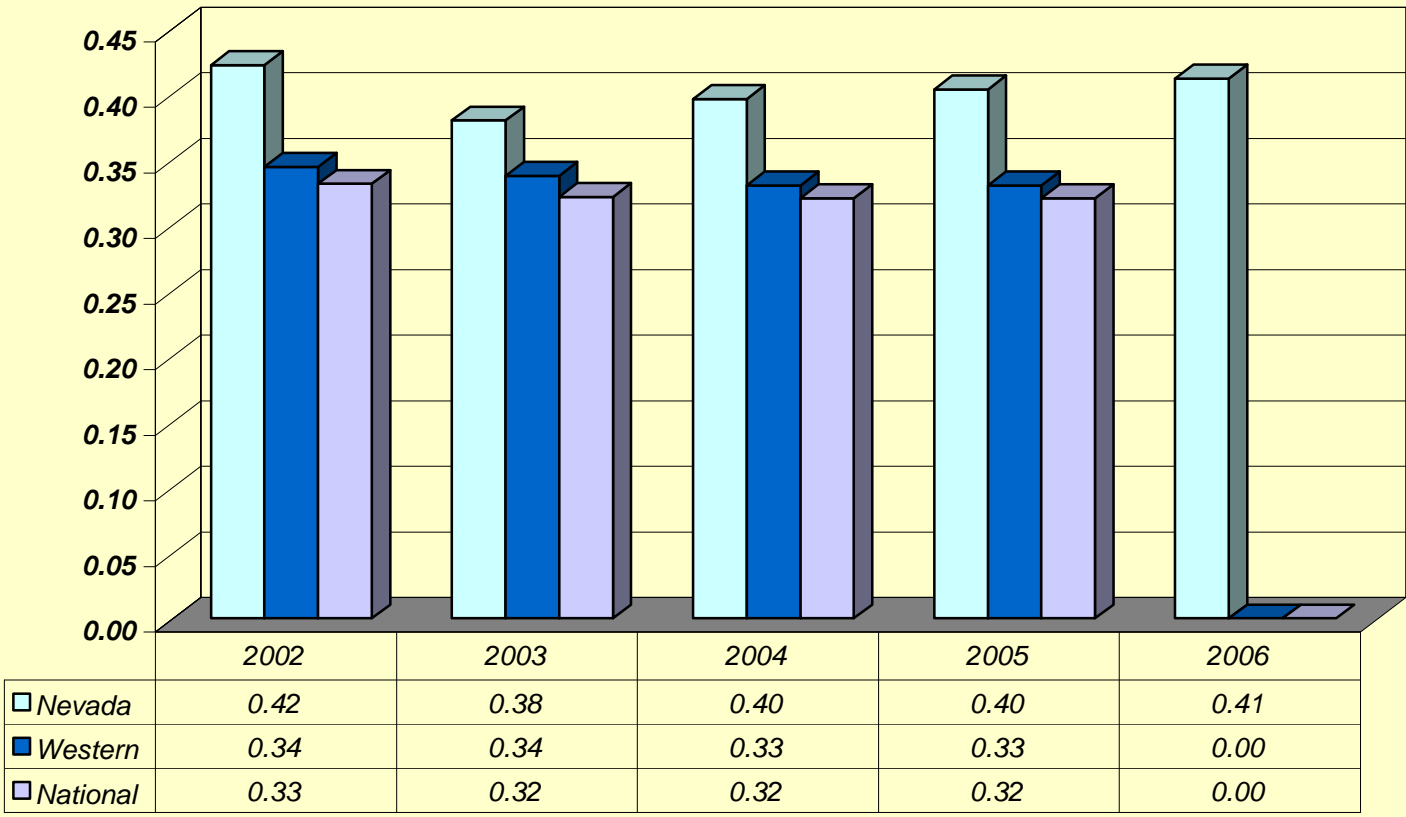
2006 Rape Offenses by Month & Monthly Average



Profile of Persons Arrested

| AGE | 2002 | 2003 | 2004 | 2005 | 2006 | 5-year Total |
|--------------|------------|------------|------------|------------|------------|--------------|
| 17 and Under | 28 | 31 | 36 | 29 | 26 | 150 |
| 18-24 | 44 | 86 | 36 | 50 | 42 | 258 |
| 25-29 | 18 | 38 | 31 | 27 | 31 | 145 |
| 30-34 | 30 | 43 | 29 | 20 | 23 | 145 |
| 35-39 | 42 | 41 | 21 | 23 | 29 | 156 |
| 40 and Over | 60 | 73 | 52 | 49 | 54 | 288 |
| Total | 222 | 312 | 205 | 198 | 205 | 1,142 |
| Male | 221 | 311 | 204 | 196 | 202 | 1,134 |
| Female | 1 | 1 | 2 | 2 | 3 | 9 |

Rape Rates Nevada, Western States, National



Robbery



Tribute to Miners located on the Legislative Plaza, Carson City, Nevada. Adolph Sutro, 1830-1898. A gift from the Nevada Mining Industry. October 31, 1983.

ROBBERY

2006

Crime Clock - One Robbery Every 1 Hour, 15 Minutes

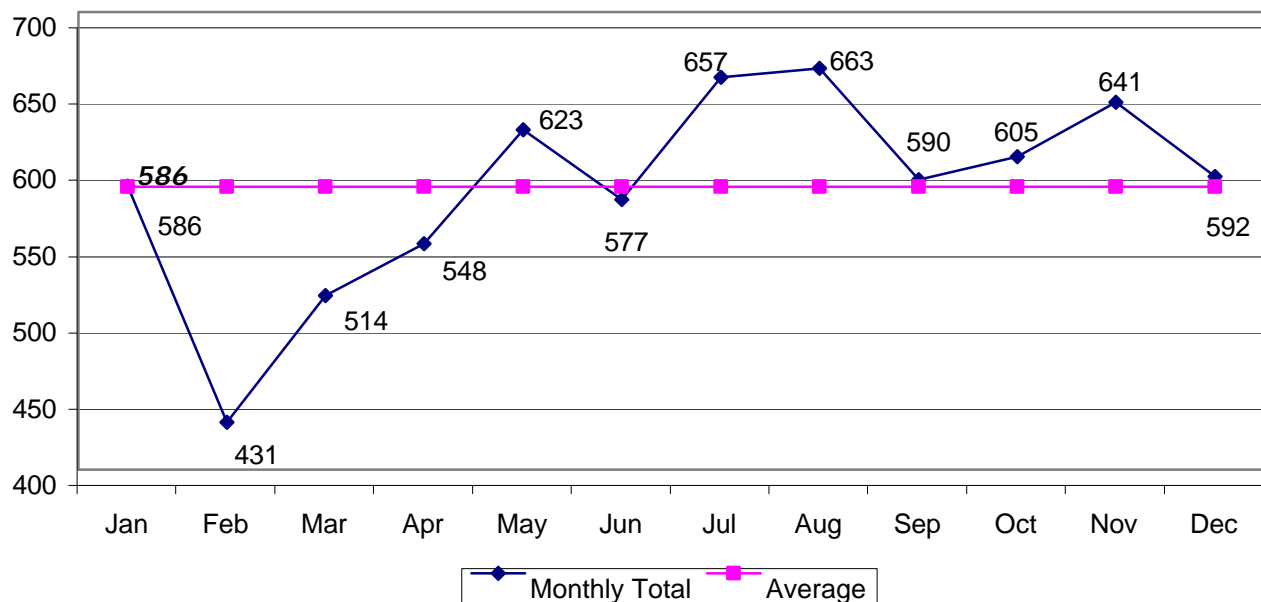
Robbery is defined by UCR as "the felonious and forcible taking of the property of another against his will by violence or by putting him in fear." All attempts to rob are included in the UCR report.

Robbery--NRS 200.380: "Robbery is the unlawful taking of personal property from the person of another, or in the presence, against his will, by means of force or violence or fear of injury, immediate or future, to his person or property, or the person or property of a member of his family, or of anyone in his company at the time of the robbery. A taking is by means of force or fear if used to: (a) Obtain or retain possession of the property; (b) Prevent or overcome resistance to the taking; or (c) Facilitate escape. The degree of force used is immaterial if it is used to compel acquiescence to the taking of or escaping with the property. A taking constitutes robbery whenever it appears that, although the taking was fully completed without the knowledge of the person from whom taken, such knowledge was prevented by the use of force or fear."

Trends

| | Number Reported | % Change from Previous Year | Rate/1,000 |
|------|-----------------|-----------------------------|------------|
| 2002 | 5,119 | 3.79% | 2.32 |
| 2003 | 5,215 | 1.88% | 2.27 |
| 2004 | 4,905 | -5.94% | 2.03 |
| 2005 | 4,709 | -4.00% | 1.80 |
| 2006 | 7,027 | 49.22% | 2.68 |

2006 Robbery Offenses by Month & Monthly Average



*The criminal statistics within this publication are only those criminal statistics reported to the Uniform Crime Reporting Program by the participating law enforcement agencies.

Robbery

Weapon Types, Persons Arrested, Offenses by Location

Weapon Types Used

| TYPE | 2002 | 2003 | 2004 | 2005 | 2006 | 5-year Total |
|--------------|--------------|--------------|--------------|--------------|--------------|-----------------|
| Firearm | 2,023 | 2,107 | 2,019 | 1,992 | 3,476 | 11,617 |
| Knife | 500 | 515 | 494 | 525 | 612 | 2,646 |
| Other Weapon | 476 | 410 | 398 | 422 | 483 | 2,189 |
| Strong Arm | 2,120 | 2,183 | 1,994 | 1,770 | 2,456 | 10,523 |
| Total | 5,119 | 5,215 | 4,905 | 4,709 | 7,027 | 26,975 |

Profile of Persons Arrested

| AGE | 2002 | 2003 | 2004 | 2005 | 2006 | 5-year Total |
|--------------|--------------|--------------|--------------|--------------|--------------|-----------------|
| 17 and Under | 269 | 235 | 190 | 191 | 252 | 1,137 |
| 18-24 | 494 | 460 | 447 | 478 | 631 | 2,510 |
| 25-29 | 167 | 194 | 158 | 202 | 268 | 989 |
| 30-34 | 127 | 127 | 134 | 110 | 155 | 653 |
| 35-39 | 120 | 131 | 104 | 83 | 139 | 577 |
| 40 and Over | 181 | 179 | 180 | 147 | 205 | 892 |
| Total | 1,358 | 1,326 | 1,213 | 1,211 | 1,650 | 6,758 |
| Male | 1,226 | 1,171 | 1,091 | 1,077 | 1,455 | 6,020 |
| Female | 132 | 155 | 155 | 134 | 195 | 771 |

Classification by Location and Number of Offenses

| LOCATION | 2002 | 2003 | 2004 | 2005 | 2006 | 5-year Total |
|---------------------------------|--------------|--------------|--------------|--------------|--------------|-----------------|
| Highway, Street, Alley, etc. | 1,618 | 1,799 | 1,724 | 1,639 | 2,125 | 8,905 |
| Commercial House | 1,251 | 1,271 | 1,144 | 1,064 | 1,601 | 6,331 |
| Gas/Service Station | 42 | 53 | 42 | 43 | 93 | 273 |
| Convenience Store | 331 | 374 | 326 | 356 | 485 | 1,872 |
| Residence | 766 | 801 | 626 | 675 | 957 | 3,825 |
| Bank/Lending Inst. | 165 | 128 | 173 | 113 | 158 | 737 |
| Miscellaneous | 946 | 789 | 869 | 818 | 1,608 | 5,030 |
| Total | 5,119 | 5,215 | 4,904 | 4,708 | 7,027 | 26,973 |

*The criminal statistics within this publication are only those criminal statistics reported to the Uniform Crime Reporting Program by the participating law enforcement agencies.

Robbery Value of Property Stolen in Nevada

Classification by Location and Value of Property Stolen

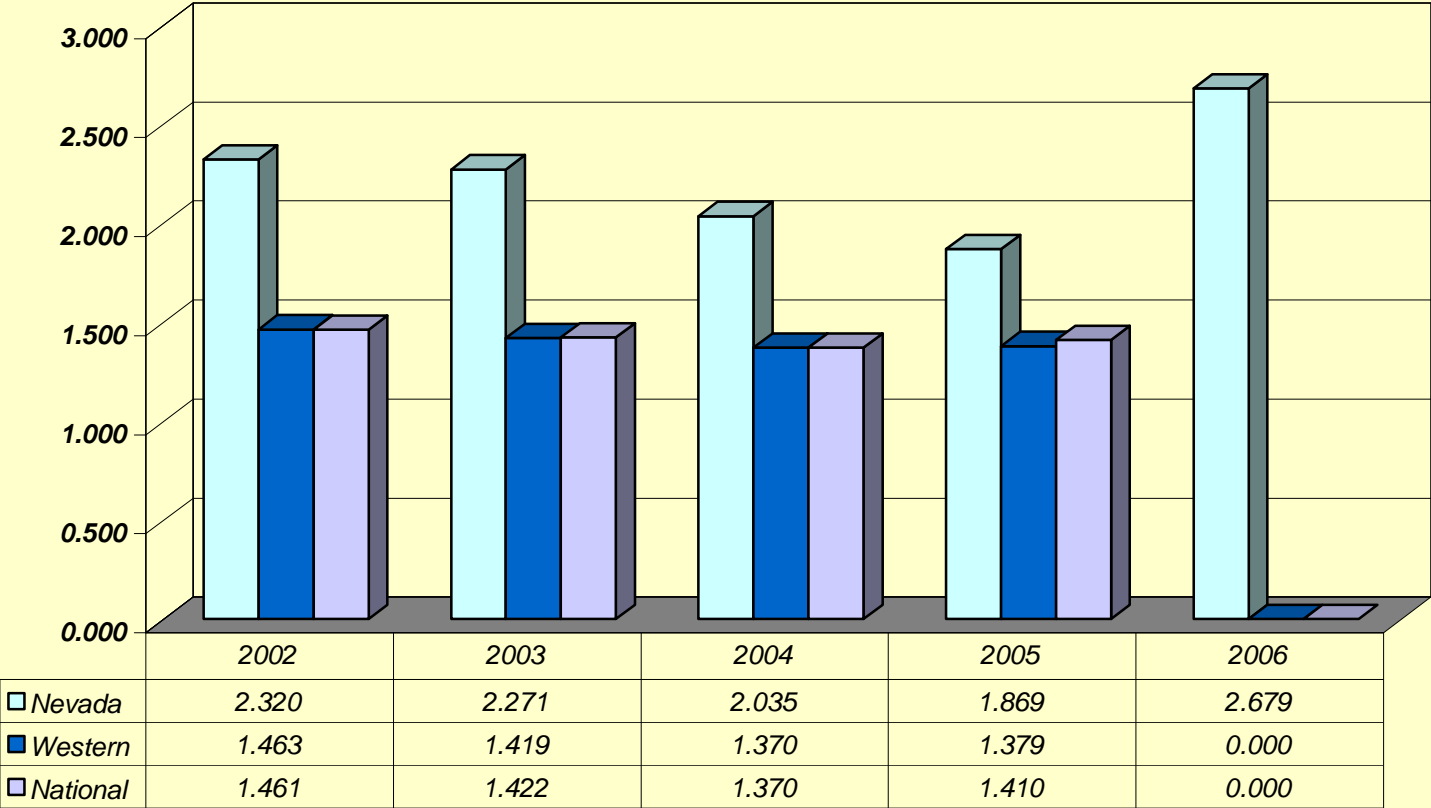
| LOCATION | 2002 | 2003 | 2004 | 2005 | 2006 | 5-year Total |
|---------------------------------|--------------------|--------------------|--------------------|--------------------|---------------------|---------------------|
| Highway, Street, Alley, etc. | \$1,661,682 | \$1,811,916 | \$1,629,243 | \$1,301,103 | \$2,020,017 | \$8,423,961 |
| Commercial House | \$4,109,714 | \$3,349,369 | \$1,624,226 | \$1,363,353 | \$3,338,345 | \$13,785,007 |
| Gas/Service Station | \$24,709 | \$30,598 | \$67,314 | \$28,040 | \$58,219 | \$208,880 |
| Convenience Store | \$83,480 | \$148,506 | \$123,052 | \$120,280 | \$349,639 | \$824,957 |
| Residence | \$1,028,178 | \$1,461,468 | \$955,348 | \$698,915 | \$1,254,160 | \$5,398,069 |
| Bank/Lending Inst. | \$905,112 | \$488,734 | \$740,429 | \$462,565 | \$1,043,759 | \$3,640,599 |
| Miscellaneous | \$1,400,288 | \$1,001,398 | \$1,043,088 | \$812,597 | \$2,254,129 | \$6,511,500 |
| Total | \$9,213,163 | \$8,291,990 | \$6,182,700 | \$4,786,853 | \$10,318,268 | \$38,792,974 |

Classification by Location and Value of Property Stolen

| LOCATION | 2002 | 2003 | 2004 | 2005 | 2006 |
|---------------------------------|---------------|---------------|---------------|---------------|---------------|
| Highway, Street, Alley, etc. | 18.0% | 21.9% | 26.4% | 19.5% | 19.6% |
| Commercial House | 44.6% | 40.4% | 26.3% | 32.1% | 32.4% |
| Gas/Service Station | 0.3% | 0.4% | 1.1% | 0.6% | 0.6% |
| Convenience Store | 0.9% | 1.8% | 2.0% | 3.4% | 3.4% |
| Residence | 11.2% | 17.6% | 15.5% | 10.0% | 12.2% |
| Bank/Lending Inst. | 9.8% | 5.9% | 12.0% | 10.7% | 10.1% |
| Miscellaneous | 15.2% | 12.1% | 16.9% | 23.7% | 21.8% |
| Total | 100.0% | 100.0% | 100.0% | 100.0% | 100.0% |

*The criminal statistics within this publication are only those criminal statistics reported to the Uniform Crime Reporting Program by the participating law enforcement agencies.

Robbery Rates Nevada, Western States, National



*The criminal statistics within this publication are only those criminal statistics reported to the Uniform Crime Reporting Program by the participating law enforcement agencies.

Aggravated Assault



Guy Shipler 1913-1996. Located inside the Capitol, Carson City, Nevada. He was Dean of the Press Corps, was known for his fairness, integrity, courage, dedication to his profession, and for his service on the Nevada Judicial Discipline Commission.



Chris Schaller 1935-1984. Located inside the Capitol, Carson City, Nevada. He was a journalist, public servant, and humanitarian who served with distinction on the staffs of Nevada Governors Sawyer, O'Callaghan, and List, and the US Senator Bible.

AGGRAVATED ASSAULT

2006

Crime Clock - One Aggravated Assault Every 59 Minutes, 24 Seconds

An aggravated assault is an attempt or offer, with unlawful force or violence, to do physical injury to another. This type of assault is usually accompanied by the use of a weapon or other means likely to produce death or serious bodily injury. Attempts are included since it is not necessary that an injury result when a gun, knife, or other weapon is used which could and probably would result in serious personal injury if the crime is successfully completed. Assaults with personal weapons (hands, fists, feet) are scored as aggravated if there is personal injury requiring more than simple first-aid treatment.

Assault--NRS 200.471: (1) "...means an unlawful attempt, coupled with a present ability, to commit a violent injury on the person of another...(2) (b)...use of a deadly weapon, or the present ability to use a deadly weapon..."

Battery--NRS 200.481: (1) (a) "...means any willful and unlawful use of force or violence upon the person of another."

Not included in this class are simple (non-aggravated) assaults. Simple assaults are non-index offenses, although a record is kept of these assaults on the "Offenses Known to Police" form. During 2006, there were 36,441 simple assaults reported in Nevada, with a clearance rate of 46.37%.

There were 10,178 aggravated assault offenses reported to enforcement in 2006. The range went from 664 in February to 1,008 in May.

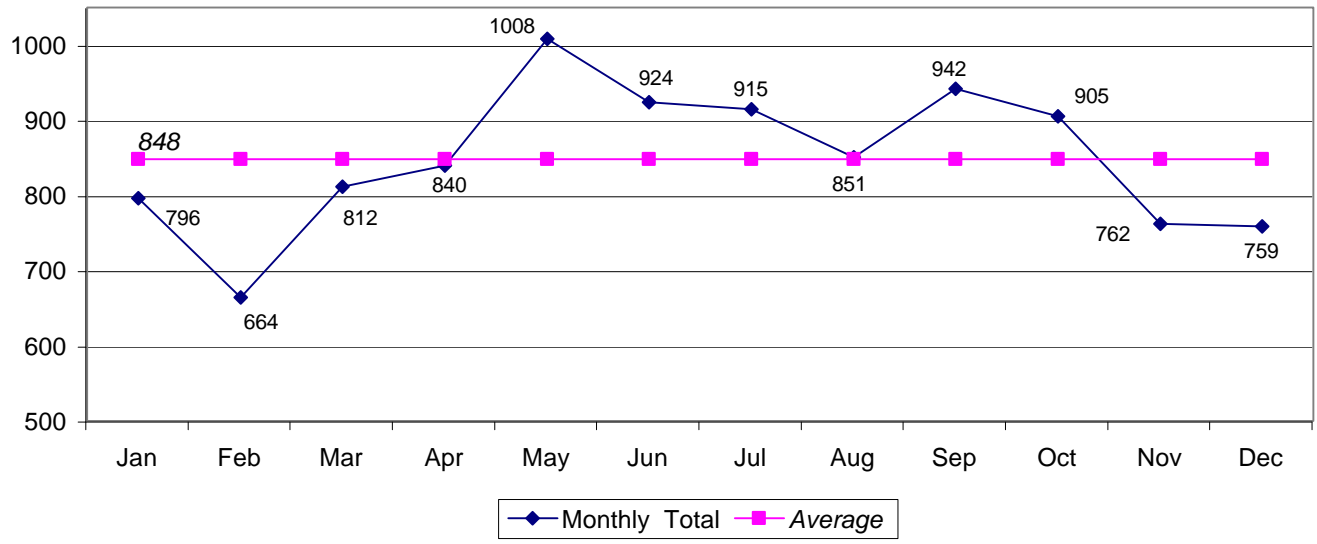
In 2006, Nevada law enforcement cleared 4,137 aggravated assaults (40.65%).

Trends

| | Number Reported | % Change from Previous Year | Rate/1,000 |
|-------------|----------------------------|--|-------------------|
| 2002 | 7,634 | 20.47% | 3.46 |
| 2003 | 7,528 | -1.39% | 3.28 |
| 2004 | 8,348 | 10.89% | 3.46 |
| 2005 | 8,727 | 4.54% | 3.46 |
| 2006 | 10,178 | 16.63% | 3.88 |

*The criminal statistics within this publication are only those criminal statistics reported to the Uniform Crime Reporting Program by the participating law enforcement agencies.

2006 Assault Offenses by Month & Monthly Average



Weapon Types Used

| TYPE | 2002 | 2003 | 2004 | 2005 | 2006 | 5-year Total |
|--------------|--------------|--------------|--------------|--------------|---------------|---------------|
| Firearm | 1,285 | 1,593 | 1,652 | 1,776 | 2,089 | 8,395 |
| Knife | 1,582 | 1,665 | 1,828 | 1,869 | 1,864 | 8,808 |
| Other Weapon | 2,954 | 2,987 | 3,728 | 3,684 | 4,557 | 17,910 |
| Strong Arm | 1,813 | 1,283 | 1,140 | 1,398 | 1,668 | 7,302 |
| Total | 7,634 | 7,528 | 8,348 | 8,727 | 10,178 | 42,415 |

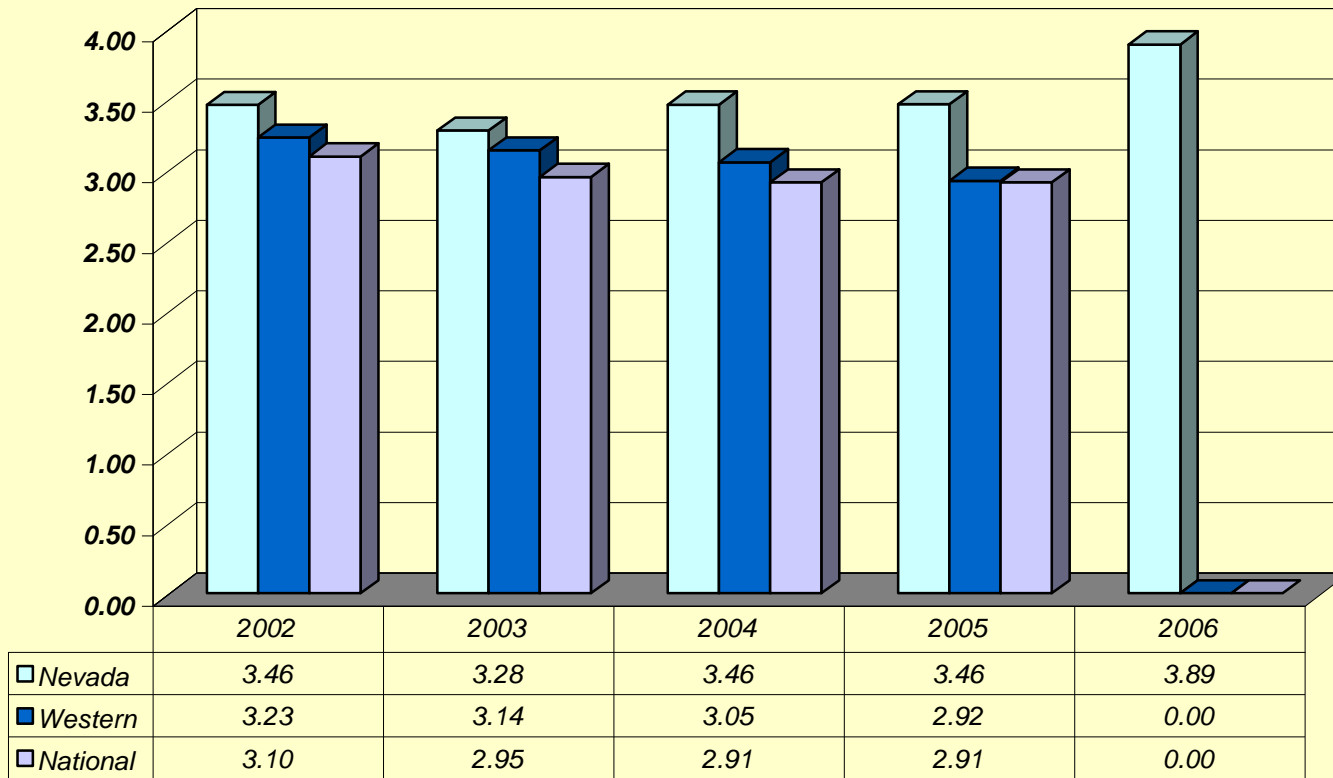
Profile of Persons Arrested

| AGE | 2002 | 2003 | 2004 | 2005 | 2006 | 5-year Total |
|--------------|--------------|--------------|--------------|--------------|--------------|---------------|
| 17 and Under | 271 | 351 | 492 | 291 | 306 | 1,711 |
| 18-24 | 488 | 552 | 933 | 693 | 684 | 3,350 |
| 25-29 | 307 | 314 | 499 | 414 | 468 | 2,002 |
| 30-34 | 282 | 314 | 491 | 316 | 324 | 1,727 |
| 35-39 | 274 | 281 | 458 | 280 | 321 | 1,614 |
| 40 and Over | 547 | 524 | 999 | 713 | 733 | 3,516 |
| Total | 2,169 | 2,336 | 3,872 | 2,707 | 2,836 | 13,920 |

| | | | | | | |
|--------|-------|-------|-------|-------|-------|--------|
| Male | 1,724 | 1,889 | 3,009 | 2,219 | 2,318 | 11,159 |
| Female | 445 | 447 | 863 | 488 | 518 | 2,761 |

*The criminal statistics within this publication are only those criminal statistics reported to the Uniform Crime Reporting Program by the participating law enforcement agencies.

Aggravated Assault Rates Nevada, Western States, National



*The criminal statistics within this publication are only those criminal statistics reported to the Uniform Crime Reporting Program by the participating law enforcement agencies.

Burglary



Clock located in front of Legislature in Carson City, Nevada. A gift to the citizens of the State of Nevada by Nevada Rotary Clubs, February 23, 2005.



BURGLARY

2006

Crime Clock - One Burglary Every 21 Minutes, 11 Seconds

Burglary, also known as breaking and entering, is "...the unlawful entry or attempted forcible entry of any structure to commit a felony or larceny."

Burglary--NRS 205.060: (1) "Every person who, by day or night, enters any house, room, apartment, tenement, shop, warehouse, store, mill, barn, stable, outhouse, or other building, tent, vessel, vehicle, vehicle trailer, semi-trailer or house trailer, airplane, glider, boat or railroad car, with intent to commit grand or petit larceny, assault or battery on any person or any felony, is guilty of burglary."

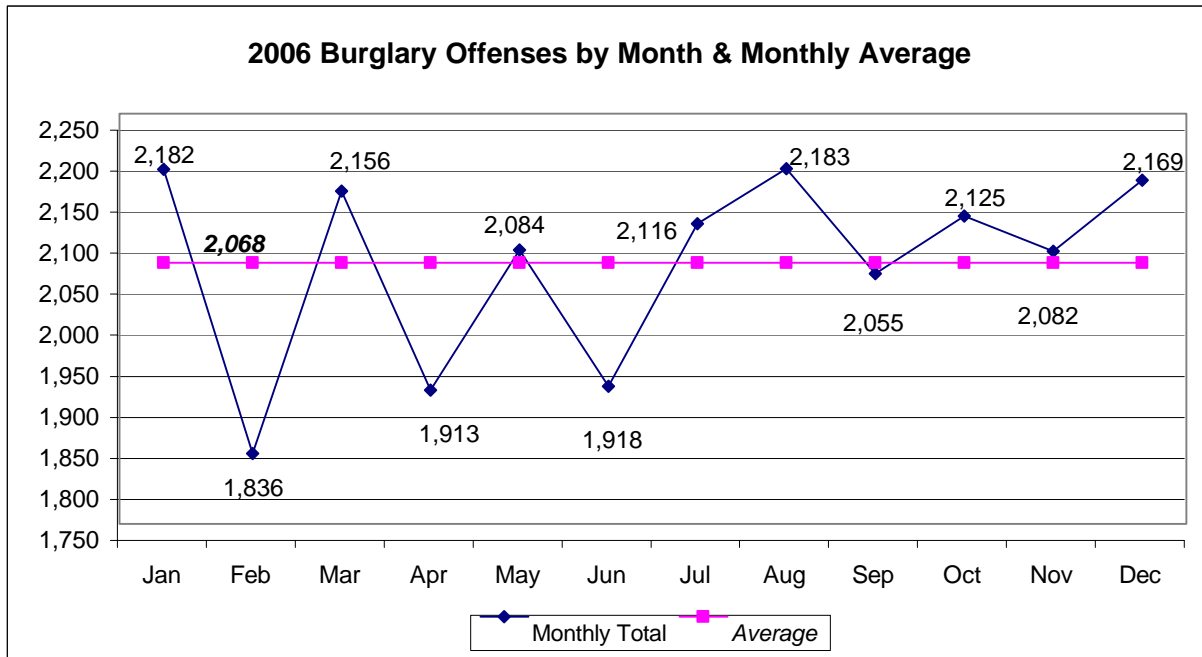
Incidents of burglary occurred most frequently during the months of August (2,183), and June (2,182). Their cumulative number of 4,365 represented 17.59% of the annual total.

Of the 24,819 burglaries reported to law enforcement in Nevada in 2006, 2,286 (9.21%) were cleared.

Nevada's burglary rate per 1,000 population in 2006 was 9.46 . The highest recorded rate for the past ten years was in 1997 at 12.38 per 1,000.

Trends

| | Number Reported | % Change from Previous Year | Rate/1,000 |
|-------------|-----------------|-----------------------------|------------|
| 2002 | 18,953 | 7.0% | 8.59 |
| 2003 | 21,962 | 15.9% | 9.56 |
| 2004 | 23,137 | 5.4% | 9.60 |
| 2005 | 23,458 | 1.4% | 9.31 |
| 2006 | 24,819 | 5.8% | 9.46 |



*The criminal statistics within this publication are only those criminal statistics reported to the Uniform Crime Reporting Program by the participating law enforcement agencies.

Profile of Persons Arrested

| AGE | 2002 | 2003 | 2004 | 2005 | 2006 | 5-year Total |
|---------------------|-------------|-------------|-------------|-------------|-------------|-------------------------|
| 17 and Under | 745 | 847 | 640 | 691 | 641 | 3,564 |
| 18-24 | 1,307 | 1,494 | 1,431 | 1,356 | 826 | 6,414 |
| 25-29 | 645 | 739 | 732 | 789 | 390 | 3,295 |
| 30-34 | 598 | 663 | 692 | 595 | 291 | 2,839 |
| 35-39 | 589 | 583 | 588 | 573 | 283 | 2,616 |
| 40 and Over | 897 | 903 | 880 | 901 | 526 | 4,107 |
| Total | 4,781 | 5,229 | 4,963 | 4,905 | 2,957 | 22,835 |
| Male | 3,718 | 3,971 | 3,814 | 3,712 | 2,340 | 17,555 |
| Female | 1,063 | 1,258 | 1,149 | 1,193 | 617 | 5,280 |

Type of Entry

| TYPE | 2002 | 2003 | 2004 | 2005 | 2006 | 5-year Total |
|-------------------------------------|-------------|-------------|-------------|-------------|-------------|-------------------------|
| Forcible Entry | 10,956 | 12,788 | 12,979 | 13,807 | 15,571 | 66,101 |
| Unlawful Entry-No Force | 7,113 | 8,369 | 9,031 | 8,586 | 7,662 | 40,761 |
| Attempted Forcible Entry | 884 | 805 | 1,127 | 1,065 | 1,586 | 5,467 |
| Total | 18,953 | 21,962 | 23,137 | 23,458 | 24,819 | 112,329 |

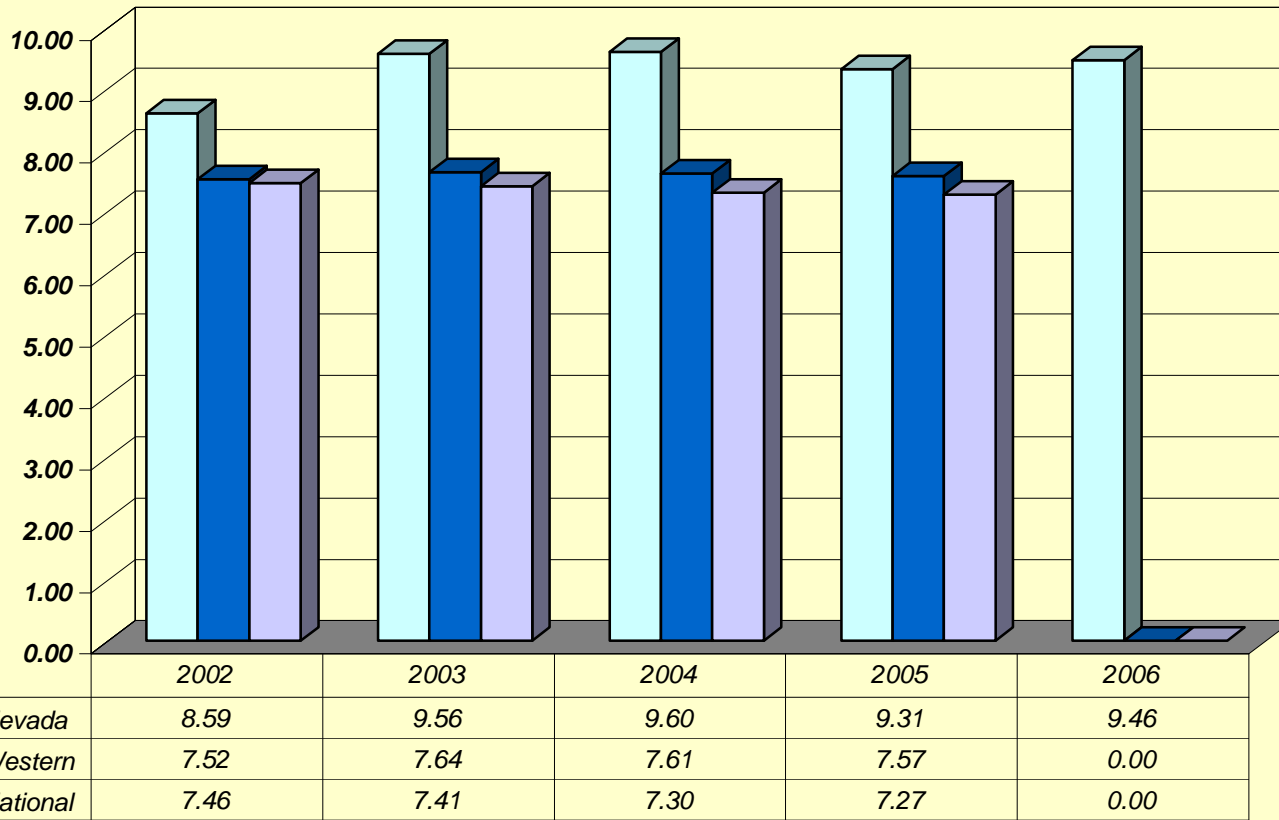
*The criminal statistics within this publication are only those criminal statistics reported to the Uniform Crime Reporting Program by the participating law enforcement agencies.

Burglary Offenses and Value by Time of Day

| Residence | 2002 | | 2003 | | 2004 | | 2005 | | 2006 | |
|----------------------|-------------|--------------|-------------|--------------|-------------|--------------|-------------|--------------|-------------|--------------|
| 6 pm - 6 am | 1,897 | \$4,457,284 | 1,986 | \$5,728,326 | 2,185 | \$4,709,862 | 2,276 | \$6,752,672 | 2,451 | \$6,389,659 |
| 6 am - 6 pm | 3,517 | \$8,318,096 | 3,597 | \$11,010,861 | 3,968 | \$11,022,087 | 4,299 | \$12,317,730 | 5,104 | \$17,925,845 |
| Unknown | 7,529 | \$16,729,882 | 8,672 | \$28,448,332 | 8,534 | \$28,055,970 | 8,753 | \$22,776,357 | 9,405 | \$26,528,145 |
| Subtotal | 12,943 | \$29,505,263 | 14,255 | \$45,187,518 | 14,687 | \$43,787,919 | 15,328 | \$41,846,759 | 16,960 | \$50,843,650 |
| Non Residence | | | | | | | | | | |
| 6 pm - 6 am | 1,347 | \$3,518,336 | 1,660 | \$3,439,465 | 1,842 | \$2,742,999 | 1,903 | \$3,371,640 | 1,837 | \$5,400,344 |
| 6 am - 6 pm | 654 | \$713,130 | 919 | \$1,069,930 | 967 | \$2,063,664 | 959 | \$2,204,817 | 1,089 | \$2,684,218 |
| Unknown | 4,009 | \$10,171,308 | 5,128 | \$21,046,282 | 5,641 | \$22,012,742 | 5,263 | \$15,183,349 | 4,933 | \$16,320,881 |
| Subtotal | 6,010 | \$14,402,774 | 7,707 | \$25,555,677 | 8,450 | \$26,819,405 | 8,125 | \$20,759,806 | 7,859 | \$24,405,443 |
| Grand Total | 18,953 | \$43,908,037 | 21,962 | \$70,743,195 | 23,137 | \$70,607,324 | 23,453 | \$62,606,565 | 24,819 | \$75,249,092 |

*The criminal statistics within this publication are only those criminal statistics reported to the Uniform Crime Reporting Program by the participating law enforcement agencies.

Burglary Rates Nevada, Western States, National



*The criminal statistics within this publication are only those criminal statistics reported to the Uniform Crime Reporting Program by the participating law enforcement agencies.

Larceny – Theft



Pioneer Family Statue, erected 1939, located on Center Street at the Pioneer Theater Auditorium, Reno, Nevada.



LARCENY-THEFT

2006

Crime Clock - One Larceny Every 10 Minutes, 28 Seconds

Larceny is the unlawful taking of the property of another with the intent to deprive him of ownership.

Theft--NRS 205.0832: "A person commits theft if, without lawful authority, he knowingly:

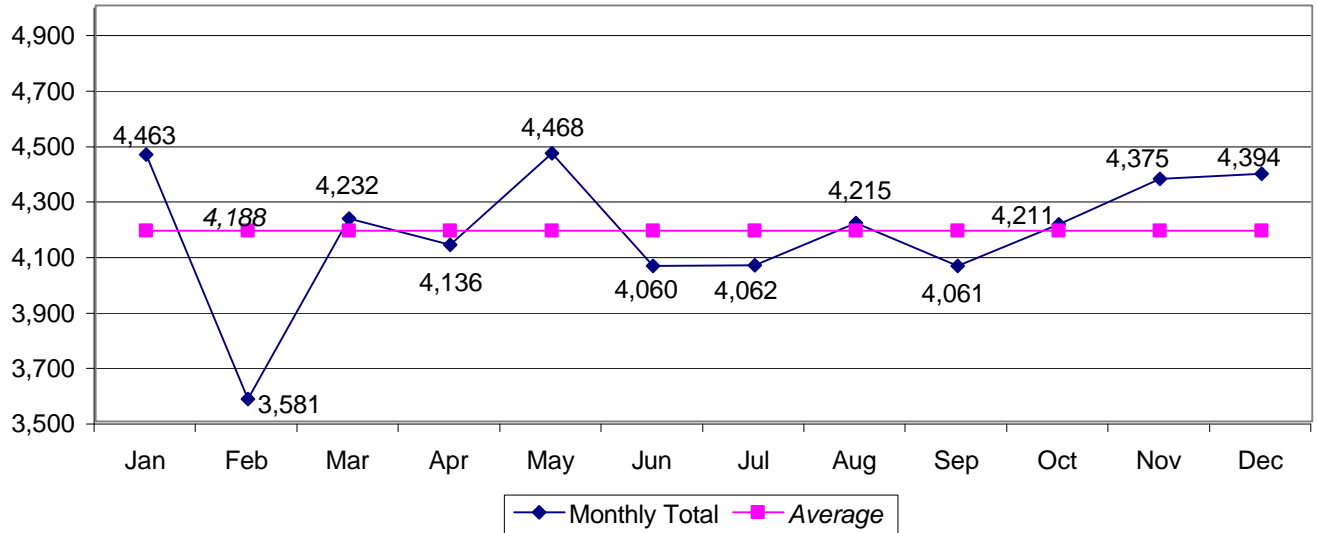
- (1) Controls any property of another person with the intent to deprive that person of the property.
- (2) Converts, makes an unauthorized transfer of an interest in, or without authorization controls any property of another person, or uses the services or property of another person entrusted to him or placed in his possession for a limited, authorized period of determined or prescribed duration or for a limited use.
- (3) Obtains real or personal property or the services of another person by a material misrepresentation with intent to deprive that person of the property or services. As used in this subsection, "material misrepresentation" means the use of any pretense, or the making of any promise, representation or statement of present, past or future fact which is fraudulent and which, when used or made, is instrumental in causing the wrongful control or transfer of property or services. The pretense may be verbal or it may be a physical
- (4) Comes into control of lost, mislaid or misdelivered property of another person under circumstances providing means of inquiry as to the true owner and appropriates that property to his own use or that of another person without reasonable efforts to notify the true owner.
- (5) Controls property of another person knowing or having reason to know that the property was stolen.
- (6) Obtains services which he knows are available only for compensation without paying or agreeing to pay compensation or diverts the services of another person to his own benefit or that of another person without lawful authority to do so.
- (7) Takes, destroys, conceals or disposes of property in which another person has a security interest, with intent to defraud that person.
- (8) Commits any act that is declared to be theft by a specific statute.
- (9) Draws or passes a check, and in exchange obtains property or services, if he knows that the check will not be paid when presented."

Trends

| | Number Reported | % Change from Previous Year | Rate/1,000 |
|-------------|----------------------------|--|-------------------|
| 2002 | 47,461 | 5.3% | 21.51 |
| 2003 | 53,325 | 12.4% | 23.22 |
| 2004 | 52,437 | -1.7% | 21.75 |
| 2005 | 51,983 | -0.9% | 19.82 |
| 2006 | 50,258 | -3.3% | 19.16 |

*The criminal statistics within this publication are only those criminal statistics reported to the Uniform Crime Reporting Program by the participating law enforcement agencies.

2006 Larceny Offenses by Month & Monthly Average



Profile of Persons Arrested

| AGE | 2002 | 2003 | 2004 | 2005 | 2006 | 5-year Total |
|---------------|---------------|---------------|---------------|---------------|---------------|---------------|
| 17 and Under | 3,480 | 3,177 | 3,514 | 2,887 | 2,422 | 15,480 |
| 18-24 | 2,482 | 2,666 | 2,711 | 2,706 | 2,245 | 12,810 |
| 25-29 | 1,136 | 1,094 | 1,194 | 1,241 | 1,156 | 5,821 |
| 30-34 | 1,204 | 1,191 | 1,176 | 1,012 | 919 | 5,502 |
| 35-39 | 1,223 | 1,187 | 1,178 | 1,148 | 959 | 5,695 |
| 40 and Over | 2,595 | 2,836 | 2,800 | 2,823 | 2,359 | 13,413 |
| Total | 12,120 | 12,151 | 12,573 | 11,817 | 10,060 | 58,721 |
| Male | 8,024 | 8,068 | 8,110 | 7,556 | 6,688 | 38,446 |
| Female | 4,096 | 4,083 | 4,463 | 4,261 | 3,372 | 20,275 |

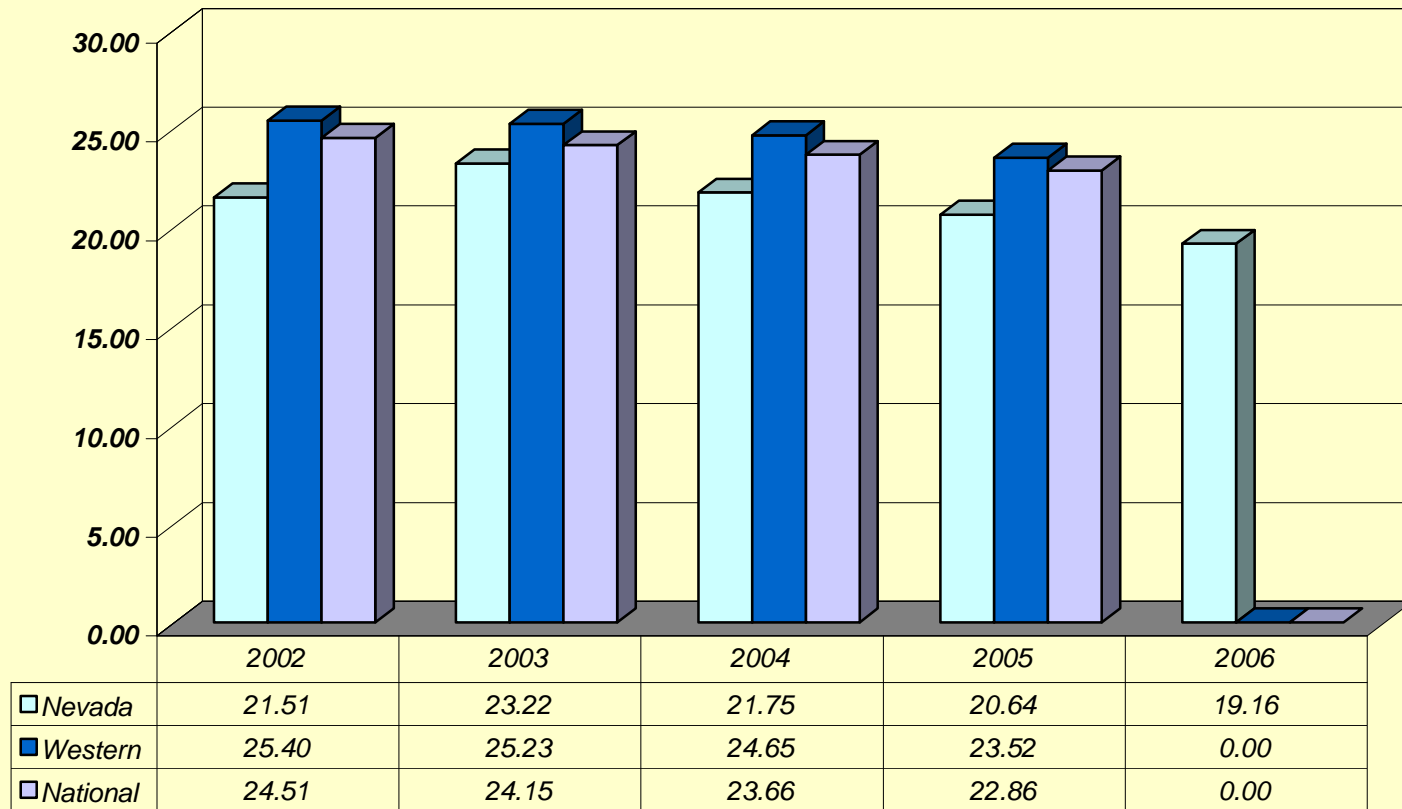
*The criminal statistics within this publication are only those criminal statistics reported to the Uniform Crime Reporting Program by the participating law enforcement agencies.

Larceny Offenses and Value by Classification

| | 2002 | | 2003 | | 2004 | | 2005 | | 2006 | |
|------------------------|---------------|---------------------|---------------|---------------------|---------------|---------------------|---------------|---------------------|---------------|---------------------|
| Pocket-Picking | 313 | \$162,271 | 311 | \$250,520 | 350 | \$213,432 | 307 | \$136,893 | 392 | \$179,239 |
| Purse-Snatching | 599 | \$308,630 | 553 | \$1,017,290 | 600 | \$492,965 | 484 | \$308,403 | 507 | \$224,459 |
| Shoplifting | 4,578 | \$1,039,392 | 4,366 | \$1,090,449 | 4,419 | \$1,133,234 | 4,890 | \$724,369 | 3,959 | \$1,682,006 |
| From Motor Vehicles | 11,260 | \$7,692,116 | 11,309 | \$9,323,693 | 10,728 | \$9,268,837 | 10,876 | \$8,723,616 | 11,837 | \$10,297,367 |
| MV Parts & Accessories | 5,703 | \$6,871,223 | 6,241 | \$8,946,038 | 6,863 | \$10,671,526 | 6,970 | \$11,190,173 | 7,168 | \$12,173,396 |
| Bicycles | 1,562 | \$647,079 | 1,011 | \$311,009 | 741 | \$243,849 | 773 | \$334,694 | 675 | \$309,860 |
| From Buildings | 16,187 | \$16,726,269 | 20,104 | \$27,115,019 | 21,453 | \$25,869,714 | 20,385 | \$30,649,977 | 18,536 | \$30,688,914 |
| From Coin-Op Machines | 248 | \$138,299 | 192 | \$250,289 | 229 | \$264,810 | 168 | \$41,703 | 172 | \$85,793 |
| All Other | 7,011 | \$12,189,844 | 9,238 | \$18,366,124 | 6,988 | \$13,437,961 | 7,130 | \$38,591,787 | 7,012 | \$19,337,671 |
| Total | 47,461 | \$45,775,124 | 53,325 | \$66,670,432 | 52,371 | \$61,596,328 | 51,983 | \$90,701,615 | 50,258 | \$74,978,704 |

*The criminal statistics within this publication are only those criminal statistics reported to the Uniform Crime Reporting Program by the participating law enforcement agencies.

Larceny Rates Nevada, Western States, National



*The criminal statistics within this publication are only those criminal statistics reported to the Uniform Crime Reporting Program by the participating law enforcement agencies.

Motor Vehicle Theft



A Tribute to all Veterans. A sandstone relief wall honoring Nevada Veteran's, located between the Capitol and the State Library and Archives Building, Carson City, Nevada.



MOTOR VEHICLE THEFT

2006

Crime Clock 1 Motor Vehicle Theft Every 19 Minutes, 29 Seconds

Uniform Crime Reporting defines motor vehicle theft as the larceny or attempted larceny of a motor vehicle, including "joy riding." Excluded from this class is a reported offense where there is lawful access to the vehicle, such as a family situation or unauthorized use by others with lawful access, such as with employees.

Motor vehicles are defined by UCR as self-propelled vehicles that run on the surface of the land and not on rails, such as automobiles, trucks, buses, motorcycles, motor scooters, snowmobiles, ATV's, etc. Not included are farm equipment, construction equipment, airplanes, motorboats.

Motor Vehicle Theft--NRS 205.2715: "(1) Every person who takes and carries away or drives away the vehicle of another without the intent to permanently deprive the owner thereof but without the consent of the owner of such vehicles is guilty of a gross misdemeanor. (2) Every person who is in possession of a vehicle without the consent of the owner of such vehicle may reasonably be inferred to have taken and carried away or driven away the vehicle."

Motor vehicle thefts occurred most frequently during the months of January (2,639) and March (2,580). These months collectively accounted for 19.36% (5,219) of 2006's total motor vehicle theft offenses.

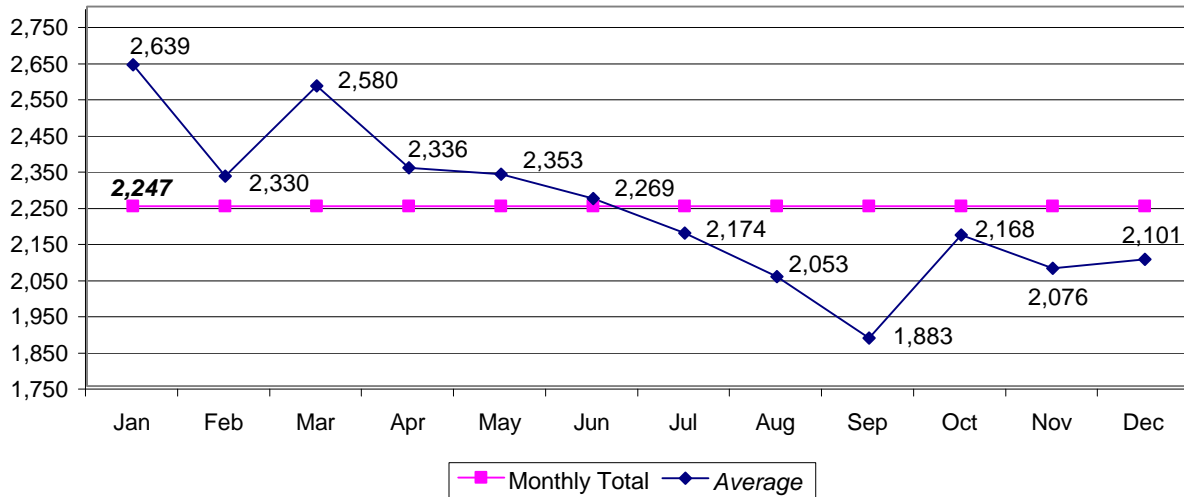
Law enforcement cleared 2,571 (9.54%) of all motor vehicle thefts in Nevada in 2006.

Trends

| | Number Reported | % Change from Previous Year | Rate/1,000 |
|-------------|----------------------------|--|-------------------|
| 2002 | 17,485 | 18.9% | 7.93 |
| 2003 | 20,849 | 19.2% | 9.08 |
| 2004 | 22,636 | 8.6% | 9.39 |
| 2005 | 26,934 | 19.0% | 10.69 |
| 2006 | 26,962 | 0.1% | 10.28 |

*The criminal statistics within this publication are only those criminal statistics reported to the Uniform Crime Reporting Program by the participating law enforcement agencies.

2006 Motor Vehicle Theft Offenses by Month & Monthly Average



Profile of Persons Arrested

| AGE | 2002 | 2003 | 2004 | 2005 | 2006 | 5-year Total |
|---------------------|-------|-------|-------|-------|-------|--------------|
| 17 and Under | 528 | 455 | 314 | 270 | 193 | 1,760 |
| 18-24 | 687 | 714 | 772 | 722 | 702 | 3,597 |
| 25-29 | 241 | 295 | 309 | 367 | 407 | 1,619 |
| 30-34 | 219 | 247 | 239 | 264 | 269 | 1,238 |
| 35-39 | 170 | 187 | 198 | 203 | 212 | 970 |
| 40 and Over | 224 | 192 | 213 | 236 | 302 | 1,167 |
| Total | 2,069 | 2,090 | 2,045 | 2,062 | 2,085 | 10,351 |
| Male | 1,719 | 1,730 | 1,698 | 1,684 | 1,711 | 8,542 |
| Female | 350 | 360 | 347 | 378 | 378 | 1,813 |

*The criminal statistics within this publication are only those criminal statistics reported to the Uniform Crime Reporting Program by the participating law enforcement agencies.

Type of Vehicle

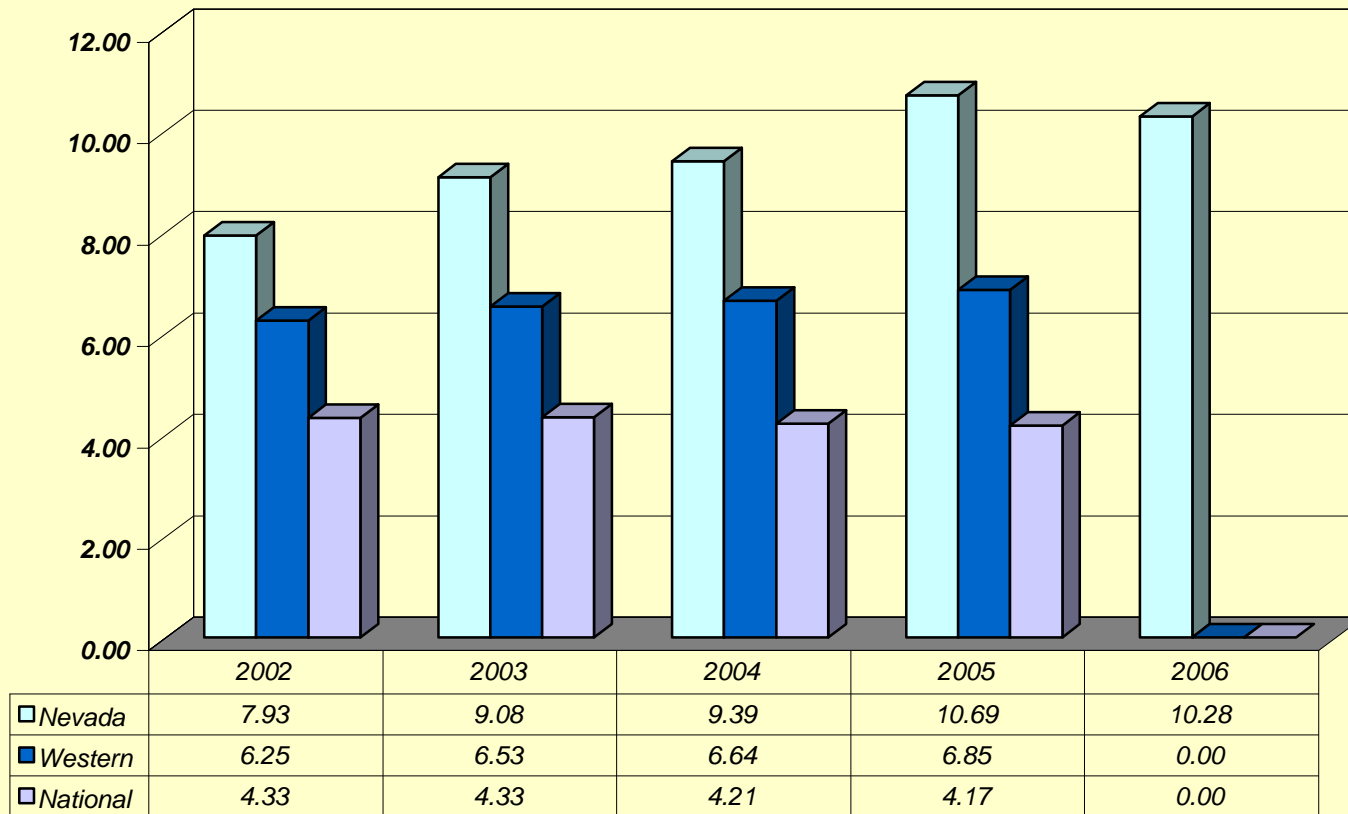
| | 2002 | 2003 | 2004 | 2005 | 2006 | 5-year Total |
|--------------------|---------------|---------------|---------------|---------------|---------------|-------------------------|
| Automobile | 12,075 | 15,106 | 15,439 | 18,382 | 17,783 | 78,785 |
| Truck/Bus | 4,501 | 4,597 | 5,764 | 6,882 | 7,298 | 29,042 |
| Other Vehicle | 911 | 1,146 | 1,434 | 1,669 | 1,862 | 7,022 |
| Grand Total | 17,485 | 20,849 | 22,636 | 26,934 | 26,962 | 114,866 |

Locally Stolen Motor Vehicles Recovered

| | 2002 | 2003 | 2004 | 2005 | 2006 | 5-year Total |
|---|---------------|---------------|---------------|---------------|---------------|-------------------------|
| Stolen and Recovered Locally | 13,615 | 16,467 | 18,327 | 23,546 | 24,773 | 96,728 |
| Stolen Locally - Recovered by Other Jurisdiction | 3,252 | 3,566 | 3,702 | 4,068 | 4,394 | 18,982 |
| Total | 16,867 | 20,033 | 22,033 | 27,614 | 29,167 | 115,714 |
| Stolen in Other Jurisdiction - Recovered Locally | 2,459 | 2,458 | 3,180 | 3,729 | 3,833 | 15,659 |

*The criminal statistics within this publication are only those criminal statistics reported to the Uniform Crime Reporting Program by the participating law enforcement agencies.

Motor Vehicle Thefts Nevada, Western States, National



*The criminal statistics within this publication are only those criminal statistics reported to the Uniform Crime Reporting Program by the participating law enforcement agencies.

ARSON

2006

Crime Clock - One Arson Every 10 Hours, 56 Minutes

Arson was the eighth and latest index offense to be added to the UCR Program by congressional mandate in 1979. Since only 8,528 agencies covering 65.2% of the United State's population submitted reports for all 12 months of that year, data users should be aware that the figures do not represent the Nation's total arson experience. Caution is recommended when viewing arson trend information. Figures may have been influenced by improved arson reporting procedures. It is expected that year-to-year statistical comparability will improve as collection continues.

Nationally, 67,504 arsons were reported in 2005. The national overall rate of arson per 100,000 population was 26.9. Nationally, the average dollar loss for property damage or destroyed in reported arsons was \$14,910 per incident. There were 801 arsons reported in Nevada in 2006, compared to 777 in 2005. Nevada's arson rate per 1,000 population has generally decreased since the 1995 rate of 47.

Arson--NRS 205.005: "Any person shall be deemed to have set fire to a building, structure or any property mentioned in NRS 205.010 to 205.030, inclusive, whenever any part thereof or anything therein shall be scorched, charred or burned."

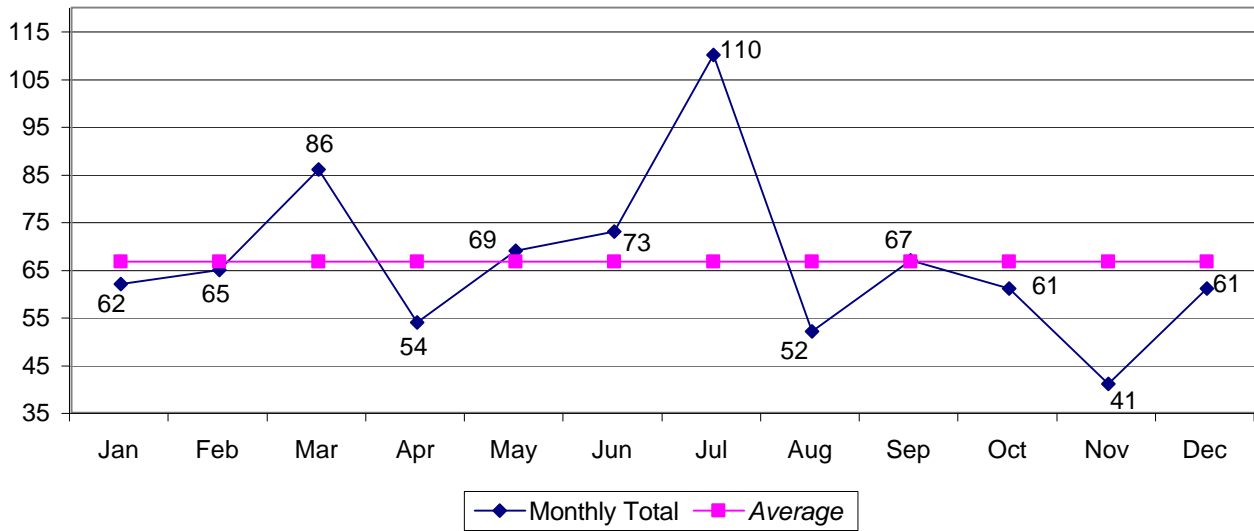
In 2006, arson offenses in Nevada occurred most frequently during the months of March (86), and July (110). These months represented 24.47% of the year's total. Law enforcement cleared 164 (20.47%) of reported arson offenses in 2006.

Trends

| | Number Reported | % Change from Previous Year | Rate/1,000 |
|-------------|----------------------------|--|-------------------|
| 2002 | 630 | 17.5% | 0.29 |
| 2003 | 573 | -9.0% | 0.25 |
| 2004 | 692 | 20.8% | 0.29 |
| 2005 | 777 | 12.3% | 0.31 |
| 2006 | 801 | 3.1% | 0.31 |

*The criminal statistics within this publication are only those criminal statistics reported to the Uniform Crime Reporting Program by the participating law enforcement agencies.

2006 Arson Offenses by Month & Monthly Average



Profile of Persons Arrested

| AGE | 2002 | 2003 | 2004 | 2005 | 2006 | 5-year Total |
|---------------------|-------------|-------------|-------------|-------------|-------------|---------------------|
| 17 and Under | 91 | 72 | 117 | 93 | 107 | 480 |
| 18-24 | 18 | 13 | 24 | 16 | 18 | 89 |
| 25-29 | 5 | 5 | 8 | 2 | 5 | 25 |
| 30-34 | 2 | 5 | 5 | 6 | 7 | 25 |
| 35-39 | 8 | 6 | 5 | 4 | 9 | 32 |
| 40 and Over | 17 | 6 | 10 | 26 | 11 | 70 |
| Total | 141 | 107 | 169 | 147 | 157 | 721 |
| Male | 123 | 85 | 136 | 114 | 125 | 583 |
| Female | 18 | 22 | 33 | 33 | 32 | 138 |

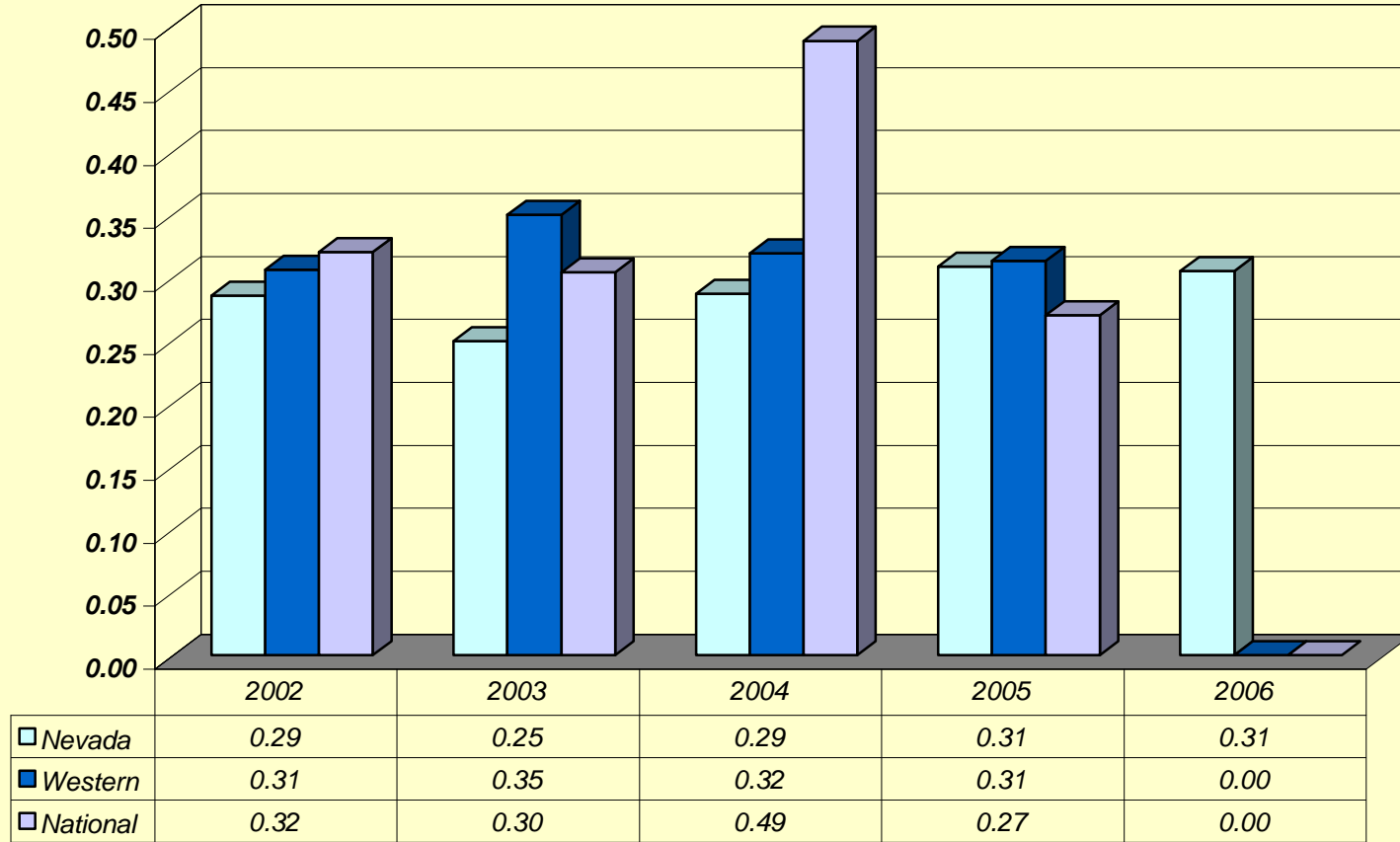
*The criminal statistics within this publication are only those criminal statistics reported to the Uniform Crime Reporting Program by the participating law enforcement agencies.

Arson Offenses by Property Type and Estimated Value

| Structural | 2002 | | 2003 | | 2004 | | 2005 | | 2006 | |
|----------------------------------|----------|-------------|----------|--------------|----------|-------------|----------|--------------|----------|--------------|
| | # of | Value of | # of | Value of | # of | Value of | # of | Value of | # of | Value of |
| | offenses | loss | offenses | loss | offenses | loss | offenses | loss | offenses | loss |
| Residential | 148 | \$1,867,500 | 103 | \$2,276,976 | 105 | \$1,618,976 | 149 | \$1,570,765 | 144 | \$4,455,873 |
| Non-Residential | 89 | \$4,498,790 | 82 | \$17,862,508 | 109 | \$1,001,391 | 117 | \$16,490,522 | 136 | \$4,931,999 |
| Mobile | | | | | | | | | | |
| Cars, Trailers, Boats, etc... | 272 | \$1,585,961 | 266 | \$2,004,060 | 348 | \$2,535,206 | 389 | \$2,807,765 | 368 | \$2,891,488 |
| All Other | | | | | | | | | | |
| Crops, Fields, Signs, etc... | 121 | \$27,389 | 122 | \$133,043 | 130 | \$307,275 | 122 | \$37,471 | 153 | \$459,560 |
| Total | 630 | \$7,979,640 | 573 | \$22,276,587 | 692 | \$5,462,848 | 777 | \$20,906,523 | 801 | \$12,738,920 |

*The criminal statistics within this publication are only those criminal statistics reported to the Uniform Crime Reporting Program by the participating law enforcement agencies.

Arson Rates - Nevada, Western States, National



*The criminal statistics within this publication are only those criminal statistics reported to the Uniform Crime Reporting Program by the participating law enforcement agencies.

** Western States information not available

Clearance Rates



Nevada Vietnam Memorial located at Mills Park, Carson City, Nevada. Dedicated to all Vietnam Veterans on November 11, 2002 by Incarcerated Vietnam Veterans of America #388, Carson Area Chapter.



CLEARANCE RATES

2006

For Uniform Crime Reporting purposes, a crime index offense is cleared when a law enforcement agency has identified the offender, there is enough evidence to charge him and he is actually taken into custody. The arrest of one person can clear several crimes, or several persons may be arrested in the process of clearing one crime.

Crime solutions are also recorded in exceptional circumstances when some elements beyond law enforcement control preclude formal charges against the offender. An offense may be exceptionally cleared when it falls into one of the following categories:

1. The offender commits suicide.
2. A double murder occurs (two persons kill each other).
3. The offender dies after making a confession (dying declaration).
4. The offender is killed by law enforcement officers.
5. The offender confesses to committing a crime while already in custody for another crime or serving a sentence for another crime.
6. The offender is prosecuted in another city for a different crime or the same crime by federal, state or local authorities, and the other jurisdiction refuses to release the order.
7. Another jurisdiction refuses to extradite the offender.
8. The victim of a crime refuses to cooperate in the prosecution.
9. The offender is prosecuted for a less serious charge than the one for which he was arrested.
10. The offender is a juvenile who is handled by a verbal or written notice to the parents in instances involving minor offenses such as petit or simple larceny.

During 2006, 16.7% of reported index crimes in Nevada were cleared, either by arrest or exceptional means. The percentage of violent crimes cleared in Nevada in 2006 was 31.51% compared to the national 2005 figure of 45.5%, while property crime clearances were 14.03% compared to the national 2005 level of 16.3% (arson (17.7%) is included separately in the national clearance percentage).

Clearance Rates for Index Offenses, 2002-2006

| Offenses | 2002 | | 2003 | | 2004 | | 2005 | | 2006 | |
|--------------|---------------|---------------|----------------|---------------|----------------|---------------|----------------|---------------|----------------|---------------|
| | Offenses | Clearances | Offenses | Clearances | Offenses | Clearances | Offenses | Clearances | Offenses | Clearances |
| Murder | 184 | 104 | 197 | 99 | 180 | 120 | 210 | 151 | 229 | 155 |
| Rape | 930 | 329 | 871 | 273 | 954 | 227 | 1,015 | 260 | 1,079 | 271 |
| Robbery | 5,119 | 1,034 | 5,215 | 1,030 | 4,905 | 888 | 4,709 | 853 | 7,027 | 1,270 |
| Assault | 7,634 | 3,710 | 7,528 | 2,878 | 8,348 | 3,043 | 8,727 | 3,543 | 10,178 | 4,137 |
| Burglary | 18,953 | 4,487 | 21,962 | 4,893 | 23,137 | 4,759 | 23,458 | 4,738 | 24,819 | 2,286 |
| Larceny | 47,461 | 11,790 | 53,325 | 8,581 | 52,437 | 12,391 | 51,983 | 11,457 | 50,258 | 9,405 |
| MV Theft | 17,485 | 2,533 | 20,849 | 2,517 | 22,636 | 2,711 | 26,934 | 2,877 | 26,962 | 2,571 |
| Arson | 630 | 99 | 573 | 75 | 692 | 80 | 777 | 118 | 801 | 164 |
| Total | 98,396 | 24,086 | 110,520 | 20,346 | 113,289 | 24,219 | 117,813 | 23,997 | 121,353 | 20,259 |

Note: Offenses cleared do not necessarily relate to the actual offenses which occurred during the calendar year period. Offenses can be cleared from prior periods.

*The criminal statistics within this publication are only those criminal statistics reported to the Uniform Crime Reporting Program by the participating law enforcement agencies.

Arrest Data



Tribute to Union Soldiers and Sailors, Lone Mountain Cemetery, Carson City, Nevada.
One of only two works made in Nevada in the 19th century. Erected March 19, 1891.



ARREST DATA

2006

Primarily a gauge of law enforcement's response to crime, arrest counts also provide definitive data concerning the age, sex and race of perpetrators. Arrest practices, policies and enforcement emphases vary from place to place and even within a community from time to time. While the practices for certain unlawful conduct such as drunkenness, disorderly conduct, vagrancy and related violations may differ among agencies, those for robbery, burglary and other serious crime arrests are more likely to be uniform and consistent throughout all jurisdictions. The UCR Program procedures require that an arrest be counted on each separate occasion a person is taken into custody, notified or cited. Annual arrest figures do not measure the number of individuals arrested since one person may be arrested several times during the year for the same or different offenses. For UCR purposes, a juvenile is counted as "arrested" when the circumstances are such that if he or she were an adult an arrest would result, but in fact, there may not have been a formal charge.

Nationwide, law enforcement agencies made an estimated 14 million arrests in 2005 (the latest figures available) for all criminal infractions except traffic violations. When the overall arrest volume was related to the total United States population, the rate was 47.61 arrests per 1000 inhabitants. In Nevada, enforcement reports to UCR in 2006 indicated a total arrest figure of 163,067. The arrest rate per 1,000 in population for the state was 67.17.

During 2006:

*Note: Nevada DPS Investigation Division arrest totals are not included.

See Drug/Liquor Arrest section.

-- 12.86% of all arrests were juveniles, 87.14% were adults

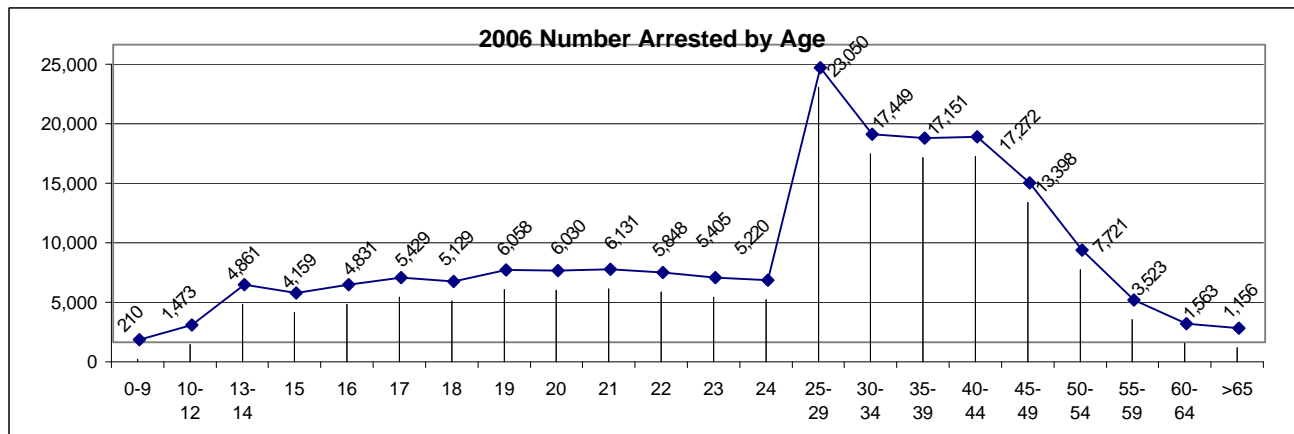
-- Index Offenses accounted for 29.43% of juvenile arrests

-- For Adults, 23.35% of arrests were for index offenses

-- 40.57% of adult arrests were between the ages of 25 and 40.

Number of Persons Arrested by Age Category* 2003-2006

| | Number of Persons Arrested | | | | Percent Distribution | | | |
|------------------------|----------------------------|----------------|----------------|----------------|----------------------|-------------|-------------|-------------|
| | 2003 | 2004 | 2005 | 2006 | 2003 | 2004 | 2005 | 2006 |
| Juveniles | | | | | | | | |
| 0-9 | 236 | 172 | 211 | 210 | 0.2 | 0.1 | 0.1 | 0.1 |
| 10-12 | 1,796 | 1,552 | 1,365 | 1,473 | 1.2 | 1.0 | 0.8 | 0.9 |
| 13-14 | 5,567 | 5,180 | 4,709 | 4,861 | 3.6 | 3.3 | 2.9 | 3.0 |
| 15 | 4,249 | 4,176 | 3,952 | 4,159 | 2.8 | 2.7 | 2.4 | 2.6 |
| 16 | 4,790 | 4,852 | 4,473 | 4,831 | 3.1 | 3.1 | 2.7 | 3.0 |
| 17 | 6,030 | 5,876 | 5,401 | 5,429 | 3.9 | 3.8 | 3.3 | 3.3 |
| Total Juveniles | 22,668 | 21,808 | 20,111 | 20,963 | 14.8 | 14.0 | 13.0 | 12.9 |
| Adults | | | | | | | | |
| 18 | 4,435 | 4,665 | 4,795 | 5,129 | 2.9 | 3.0 | 2.9 | 3.1 |
| 19 | 5,583 | 5,802 | 6,059 | 6,058 | 3.7 | 3.7 | 3.7 | 3.7 |
| 20 | 5,660 | 5,572 | 5,549 | 6,030 | 3.7 | 3.6 | 3.4 | 3.7 |
| 21 | 5,200 | 5,546 | 5,557 | 6,131 | 3.4 | 3.6 | 3.4 | 3.8 |
| 22 | 5,098 | 5,358 | 5,322 | 5,848 | 3.3 | 3.6 | 3.3 | 3.6 |
| 23 | 5,197 | 5,258 | 5,083 | 5,405 | 3.4 | 3.4 | 3.1 | 3.3 |
| 24 | 4,828 | 5,057 | 4,792 | 5,220 | 3.2 | 3.2 | 2.9 | 3.2 |
| 25-29 | 19,151 | 19,663 | 21,211 | 23,050 | 12.5 | 12.6 | 13.0 | 14.1 |
| 30-34 | 17,767 | 17,862 | 16,630 | 17,449 | 11.6 | 11.4 | 10.2 | 10.7 |
| 35-39 | 18,254 | 17,809 | 17,277 | 17,151 | 11.9 | 11.4 | 10.6 | 10.5 |
| 40-44 | 16,470 | 17,429 | 17,269 | 17,272 | 10.8 | 11.2 | 10.6 | 10.6 |
| 45-49 | 11,728 | 12,118 | 12,897 | 13,398 | 7.7 | 7.8 | 7.9 | 8.2 |
| 50-54 | 5,709 | 6,374 | 6,846 | 7,721 | 3.7 | 4.1 | 4.2 | 4.7 |
| 55-59 | 2,832 | 3,162 | 3,311 | 3,523 | 1.9 | 2.0 | 2.0 | 2.2 |
| 60-64 | 1,367 | 1,506 | 1,468 | 1,563 | 0.9 | 1.0 | 0.9 | 1.0 |
| >65 | 973 | 1,087 | 1,033 | 1,156 | 0.6 | 0.7 | 0.6 | 0.7 |
| Total Adults | 130,252 | 134,268 | 135,099 | 142,104 | 85.2 | 86.3 | 87.0 | 87.1 |
| Grand Totals | 152,920 | 156,076 | 155,210 | 163,067 | 100 | 100 | 100 | 100 |



*Note: NDI Drug arrest totals are not included. See Drug/Liquor Arrest section.

Statewide Arrests by Offense and Age

| OFFENSE | SEX | 9 & | | | | | | | | | | |
|-------------------------------------|-----|-------|-------|-------|-------|-------|-------|-----------|-------|-------|-------|-------|
| | | Under | 10-12 | 13-14 | 15 | 16 | 17 | Total <18 | 18 | 19 | 20 | 21 |
| Murder | M | 0 | 0 | 0 | 3 | 2 | 4 | 9 | 13 | 9 | 2 | 6 |
| | F | 0 | 0 | 0 | 0 | 0 | 0 | 0 | 1 | 1 | 0 | 2 |
| Manslaughter by Negligence | M | 0 | 0 | 0 | 1 | 0 | 0 | 1 | 0 | 0 | 2 | 0 |
| | F | 0 | 0 | 0 | 0 | 0 | 0 | 0 | 0 | 0 | 0 | 0 |
| Forcible Rape | M | 0 | 2 | 5 | 3 | 5 | 10 | 25 | 9 | 12 | 3 | 6 |
| | F | 0 | 0 | 0 | 0 | 0 | 1 | 1 | 0 | 0 | 0 | 0 |
| Robbery | M | 0 | 8 | 37 | 37 | 63 | 91 | 236 | 125 | 107 | 80 | 75 |
| | F | 0 | 0 | 5 | 0 | 5 | 6 | 16 | 8 | 19 | 18 | 11 |
| Aggravated Assault | M | 5 | 23 | 56 | 38 | 64 | 65 | 251 | 83 | 93 | 82 | 83 |
| | F | 0 | 9 | 13 | 16 | 11 | 6 | 55 | 13 | 16 | 16 | 13 |
| Other Assaults | M | 41 | 230 | 372 | 260 | 265 | 250 | 1,418 | 318 | 415 | 396 | 487 |
| | F | 10 | 68 | 255 | 167 | 163 | 132 | 795 | 125 | 142 | 175 | 231 |
| Burglary | M | 9 | 48 | 148 | 98 | 104 | 139 | 546 | 142 | 119 | 91 | 84 |
| | F | 2 | 3 | 35 | 16 | 21 | 18 | 95 | 26 | 23 | 23 | 21 |
| Larceny--Theft | M | 15 | 128 | 354 | 315 | 279 | 385 | 1,476 | 264 | 244 | 213 | 228 |
| | F | 7 | 77 | 247 | 192 | 202 | 221 | 946 | 117 | 137 | 106 | 105 |
| Motor Vehicle Theft | M | 2 | 3 | 32 | 31 | 41 | 51 | 160 | 106 | 105 | 74 | 84 |
| | F | 0 | 0 | 8 | 6 | 11 | 8 | 33 | 22 | 20 | 14 | 20 |
| Arson | M | 5 | 27 | 35 | 6 | 8 | 8 | 89 | 5 | 2 | 0 | 1 |
| | F | 2 | 3 | 8 | 3 | 1 | 1 | 18 | 6 | 0 | 0 | 0 |
| Forgery & Counterfeiting | M | 0 | 0 | 1 | 4 | 2 | 1 | 8 | 10 | 12 | 20 | 19 |
| | F | 0 | 0 | 0 | 0 | 1 | 4 | 5 | 7 | 5 | 14 | 13 |
| Fraud | M | 0 | 1 | 10 | 6 | 10 | 19 | 46 | 29 | 44 | 52 | 56 |
| | F | 0 | 1 | 6 | 6 | 7 | 15 | 35 | 16 | 24 | 29 | 24 |
| Embezzlement | M | 0 | 0 | 1 | 1 | 1 | 17 | 20 | 13 | 13 | 17 | 9 |
| | F | 0 | 1 | 0 | 0 | 5 | 8 | 14 | 13 | 14 | 15 | 9 |
| Stolen Property-Buy, Possess, Recei | M | 0 | 10 | 43 | 34 | 41 | 54 | 182 | 86 | 63 | 84 | 68 |
| | F | 0 | 3 | 12 | 10 | 11 | 14 | 50 | 9 | 11 | 18 | 12 |
| Vandalism | M | 14 | 123 | 288 | 188 | 179 | 138 | 930 | 120 | 77 | 53 | 46 |
| | F | 3 | 41 | 37 | 18 | 12 | 19 | 130 | 7 | 10 | 14 | 8 |
| Weapons-carrying, possession, etc. | M | 10 | 54 | 123 | 65 | 114 | 107 | 473 | 157 | 148 | 110 | 121 |
| | F | 0 | 5 | 13 | 8 | 8 | 6 | 40 | 6 | 13 | 6 | 3 |
| Prostitution & Commercialized Vice | M | 0 | 0 | 0 | 4 | 0 | 9 | 13 | 10 | 24 | 23 | 22 |
| | F | 0 | 1 | 3 | 3 | 8 | 21 | 36 | 244 | 307 | 316 | 323 |
| Other Sex Offenses | M | 2 | 21 | 53 | 11 | 19 | 15 | 121 | 30 | 34 | 24 | 32 |
| | F | 1 | 1 | 1 | 2 | 0 | 1 | 6 | 2 | 1 | 1 | 3 |
| Drug Abuse Violations | M | 2 | 32 | 246 | 223 | 287 | 383 | 1,173 | 481 | 583 | 545 | 515 |
| | F | 0 | 11 | 77 | 62 | 74 | 57 | 281 | 104 | 99 | 101 | 93 |
| Gambling | M | 0 | 0 | 0 | 1 | 2 | 8 | 11 | 9 | 14 | 13 | 4 |
| | F | 0 | 0 | 0 | 1 | 3 | 3 | 7 | 11 | 23 | 24 | 11 |
| Offenses Against Family & Children | M | 0 | 10 | 6 | 6 | 15 | 11 | 48 | 85 | 76 | 51 | 50 |
| | F | 0 | 1 | 10 | 8 | 8 | 6 | 33 | 24 | 20 | 21 | 20 |
| Driving Under the Influence | M | 2 | 0 | 0 | 2 | 14 | 52 | 70 | 144 | 228 | 245 | 402 |
| | F | 0 | 0 | 1 | 1 | 9 | 9 | 20 | 43 | 47 | 55 | 97 |
| Liquor Laws | M | 2 | 8 | 107 | 190 | 319 | 544 | 1,170 | 554 | 571 | 500 | 176 |
| | F | 3 | 2 | 82 | 102 | 157 | 197 | 543 | 162 | 142 | 123 | 38 |
| Drunkeness | M | 1 | 0 | 5 | 16 | 27 | 16 | 65 | 5 | 9 | 7 | 2 |
| | F | 0 | 1 | 9 | 9 | 7 | 14 | 40 | 0 | 0 | 3 | 2 |
| Disorderly Conduct | M | 11 | 59 | 198 | 102 | 115 | 71 | 556 | 47 | 42 | 51 | 88 |
| | F | 0 | 39 | 125 | 57 | 50 | 31 | 302 | 8 | 15 | 7 | 12 |
| Vagrancy | M | 0 | 2 | 7 | 3 | 3 | 2 | 17 | 23 | 20 | 21 | 18 |
| | F | 0 | 0 | 0 | 2 | 1 | 1 | 4 | 0 | 8 | 6 | 8 |
| All Other Offenses (except Traffic) | M | 42 | 189 | 555 | 532 | 556 | 611 | 2,485 | 962 | 1,386 | 1,520 | 1,613 |
| | F | 5 | 39 | 230 | 200 | 242 | 195 | 911 | 325 | 511 | 646 | 756 |
| Suspicion | M | 0 | 0 | 3 | 7 | 4 | 5 | 19 | 0 | 0 | 0 | 1 |
| | F | 0 | 0 | 1 | 1 | 1 | 0 | 3 | 0 | 0 | 0 | 0 |
| Curfew and Loitering Law Violations | M | 4 | 68 | 332 | 418 | 558 | 808 | 2,188 | | | | |
| | F | 6 | 56 | 262 | 278 | 326 | 272 | 1,200 | | | | |
| Runaway | M | 1 | 36 | 133 | 175 | 191 | 118 | 654 | | | | |
| | F | 3 | 29 | 271 | 211 | 199 | 171 | 884 | | | | |
| GRAND TOTAL | | 210 | 1,473 | 4,861 | 4,159 | 4,831 | 5,429 | 20,963 | 5,129 | 6,058 | 6,030 | 6,131 |

*The criminal statistics within this publication are only those criminal statistics reported to the Uniform Crime Reporting Program by the participating law enforcement agencies.

Statewide Arrests by Offense and Age

| | 22 | 23 | 24 | 25-29 | 30-34 | 35-39 | 40-44 | 45-49 | 50-54 | 55-59 | 60-64 | over 64 | Total >18 | Grand Total |
|-------|-------|-------|--------|--------|--------|--------|--------|-------|-------|-------|-------|------------|-----------|-------------|
| 8 | 5 | 6 | 29 | 17 | 7 | 11 | 6 | 4 | 3 | 1 | 6 | 133 | 142 | |
| 2 | 1 | 1 | 2 | 3 | 1 | 2 | 2 | 2 | 0 | 0 | 1 | 21 | 21 | |
| 0 | 0 | 0 | 3 | 1 | 0 | 1 | 0 | 0 | 2 | 0 | 0 | 9 | 10 | |
| 0 | 0 | 0 | 0 | 0 | 0 | 0 | 0 | 0 | 0 | 0 | 0 | 0 | 0 | |
| 2 | 6 | 4 | 31 | 23 | 27 | 25 | 7 | 10 | 4 | 5 | 3 | 177 | 202 | |
| 0 | 0 | 0 | 0 | 0 | 2 | 0 | 0 | 0 | 0 | 0 | 0 | 2 | 3 | |
| 45 | 64 | 55 | 225 | 134 | 122 | 87 | 48 | 34 | 14 | 2 | 2 | 1,219 | 1,455 | |
| 8 | 7 | 9 | 43 | 21 | 17 | 7 | 6 | 3 | 1 | 1 | 0 | 179 | 195 | |
| 83 | 80 | 80 | 381 | 265 | 251 | 238 | 160 | 97 | 47 | 22 | 22 | 2,067 | 2,318 | |
| 15 | 12 | 15 | 87 | 59 | 70 | 72 | 33 | 21 | 12 | 3 | 6 | 463 | 518 | |
| 499 | 487 | 478 | 2,268 | 1,866 | 1,739 | 1,461 | 1,105 | 612 | 305 | 132 | 125 | 12,693 | 14,111 | |
| 195 | 176 | 187 | 754 | 609 | 520 | 524 | 374 | 169 | 79 | 29 | 31 | 4,320 | 5,115 | |
| 92 | 72 | 65 | 294 | 221 | 204 | 206 | 137 | 42 | 18 | 5 | 2 | 1,794 | 2,340 | |
| 25 | 19 | 24 | 96 | 70 | 79 | 61 | 35 | 13 | 4 | 2 | 1 | 522 | 617 | |
| 194 | 179 | 166 | 756 | 597 | 659 | 690 | 499 | 288 | 129 | 63 | 43 | 5,212 | 6,688 | |
| 100 | 98 | 94 | 400 | 322 | 300 | 260 | 197 | 100 | 44 | 30 | 16 | 2,426 | 3,372 | |
| 79 | 68 | 53 | 318 | 227 | 181 | 134 | 72 | 22 | 17 | 3 | 8 | 1,551 | 1,711 | |
| 20 | 20 | 17 | 89 | 42 | 31 | 31 | 11 | 3 | 0 | 0 | 1 | 341 | 374 | |
| 2 | 1 | 0 | 4 | 5 | 9 | 2 | 4 | 1 | 0 | 0 | 0 | 36 | 125 | |
| 1 | 0 | 0 | 1 | 2 | 0 | 2 | 2 | 0 | 0 | 0 | 0 | 14 | 32 | |
| 21 | 25 | 24 | 106 | 98 | 96 | 81 | 43 | 35 | 11 | 5 | 2 | 608 | 616 | |
| 23 | 15 | 18 | 72 | 60 | 64 | 41 | 38 | 8 | 2 | 2 | 1 | 383 | 388 | |
| 63 | 56 | 54 | 278 | 268 | 265 | 222 | 193 | 119 | 52 | 36 | 27 | 1,814 | 1,860 | |
| 29 | 40 | 37 | 160 | 134 | 122 | 125 | 77 | 48 | 18 | 18 | 5 | 906 | 941 | |
| 10 | 10 | 4 | 33 | 25 | 28 | 21 | 13 | 8 | 5 | 2 | 1 | 212 | 232 | |
| 11 | 8 | 3 | 33 | 22 | 28 | 17 | 13 | 9 | 4 | 2 | 0 | 201 | 215 | |
| 54 | 47 | 58 | 248 | 176 | 167 | 146 | 90 | 39 | 13 | 10 | 4 | 1,353 | 1,535 | |
| 13 | 15 | 7 | 69 | 43 | 41 | 27 | 17 | 7 | 4 | 1 | 0 | 294 | 344 | |
| 54 | 44 | 49 | 148 | 100 | 90 | 90 | 71 | 37 | 15 | 7 | 5 | 1,006 | 1,936 | |
| 6 | 2 | 2 | 29 | 24 | 20 | 27 | 17 | 9 | 4 | 2 | 3 | 184 | 314 | |
| 79 | 90 | 99 | 317 | 212 | 177 | 119 | 84 | 49 | 28 | 7 | 12 | 1,809 | 2,282 | |
| 6 | 9 | 7 | 20 | 17 | 22 | 16 | 9 | 5 | 4 | 0 | 1 | 144 | 184 | |
| 47 | 33 | 34 | 170 | 123 | 105 | 117 | 71 | 51 | 29 | 8 | 11 | 878 | 891 | |
| 327 | 265 | 187 | 630 | 325 | 244 | 249 | 175 | 59 | 22 | 5 | 4 | 3,682 | 3,718 | |
| 24 | 32 | 41 | 139 | 126 | 119 | 140 | 132 | 78 | 58 | 31 | 29 | 1,069 | 1,190 | |
| 5 | 6 | 6 | 21 | 18 | 8 | 16 | 17 | 7 | 4 | 0 | 0 | 115 | 121 | |
| 490 | 433 | 427 | 1,904 | 1,288 | 1,128 | 1,024 | 703 | 361 | 150 | 40 | 29 | 10,101 | 11,274 | |
| 106 | 102 | 99 | 427 | 325 | 291 | 289 | 201 | 76 | 17 | 5 | 1 | 2,336 | 2,617 | |
| 0 | 0 | 0 | 0 | 0 | 1 | 4 | 3 | 2 | 0 | 0 | 0 | 50 | 61 | |
| 0 | 0 | 0 | 0 | 1 | 1 | 0 | 1 | 0 | 0 | 0 | 0 | 72 | 79 | |
| 41 | 37 | 39 | 172 | 116 | 130 | 131 | 101 | 47 | 22 | 13 | 7 | 1,118 | 1,166 | |
| 27 | 28 | 22 | 134 | 98 | 93 | 71 | 37 | 24 | 13 | 4 | 0 | 636 | 669 | |
| 372 | 393 | 361 | 1,538 | 1,186 | 991 | 958 | 781 | 590 | 290 | 194 | 142 | 8,815 | 8,885 | |
| 93 | 82 | 82 | 331 | 252 | 280 | 278 | 225 | 185 | 72 | 33 | 30 | 2,185 | 2,205 | |
| 168 | 120 | 118 | 444 | 375 | 478 | 680 | 638 | 487 | 222 | 131 | 75 | 5,737 | 6,907 | |
| 35 | 11 | 22 | 82 | 55 | 74 | 123 | 72 | 59 | 23 | 10 | 10 | 1,041 | 1,584 | |
| 2 | 1 | 3 | 8 | 5 | 7 | 9 | 7 | 5 | 1 | 2 | 2 | 75 | 140 | |
| 1 | 1 | 0 | 0 | 1 | 2 | 1 | 6 | 0 | 0 | 0 | 0 | 17 | 57 | |
| 78 | 78 | 87 | 291 | 192 | 196 | 211 | 231 | 126 | 64 | 29 | 15 | 1,826 | 2,382 | |
| 16 | 10 | 18 | 52 | 25 | 36 | 43 | 43 | 24 | 12 | 7 | 2 | 330 | 632 | |
| 26 | 22 | 35 | 126 | 120 | 157 | 200 | 296 | 206 | 105 | 42 | 35 | 1,452 | 1,469 | |
| 6 | 11 | 9 | 42 | 37 | 34 | 35 | 39 | 49 | 11 | 5 | 4 | 304 | 308 | |
| 1,582 | 1,381 | 1,358 | 6,689 | 5,440 | 5,585 | 6,156 | 5,035 | 2,972 | 1,374 | 548 | 395 | 43,996 | 46,481 | |
| 663 | 703 | 656 | 2,556 | 1,678 | 1,852 | 1,791 | 1,221 | 519 | 195 | 66 | 37 | 14,175 | 15,086 | |
| 0 | 0 | 0 | 0 | 0 | 0 | 0 | 0 | 0 | 0 | 0 | 0 | 1 | 20 | |
| 0 | 0 | 0 | 0 | 0 | 0 | 0 | 0 | 0 | 0 | 0 | 0 | 0 | 3 | |
| | | | | | | | | | | | | 0 | 2,188 | |
| | | | | | | | | | | | | 0 | 1,200 | |
| | | | | | | | | | | | | 0 | 654 | |
| | | | | | | | | | | | | 0 | 884 | |
| 5,848 | 5,405 | 5,220 | 23,050 | 17,449 | 17,151 | 17,272 | 13,398 | 7,721 | 3,523 | 1,563 | 1,156 | 142,104 | 163,067 | |

Boulder City PD Arrests By Offense and Age

| OFFENSE | SEX | 9 & Total <18 | | | | | | | | | | | |
|---------------------------------------|-----|---------------|----------|----------|----------|-----------|-----------|-----------|-----------|-----------|-----------|-----------|---|
| | | Under | 10-12 | 13-14 | 15 | 16 | 17 | 18 | 19 | 20 | 21 | | |
| Murder | M | 0 | 0 | 0 | 0 | 0 | 0 | 0 | 0 | 0 | 0 | 0 | 0 |
| | F | 0 | 0 | 0 | 0 | 0 | 0 | 0 | 0 | 0 | 0 | 0 | 0 |
| Manslaughter by Negligence | M | 0 | 0 | 0 | 0 | 0 | 0 | 0 | 0 | 0 | 0 | 0 | 0 |
| | F | 0 | 0 | 0 | 0 | 0 | 0 | 0 | 0 | 0 | 0 | 0 | 0 |
| Forcible Rape | M | 0 | 0 | 0 | 0 | 0 | 0 | 0 | 0 | 0 | 0 | 0 | 0 |
| | F | 0 | 0 | 0 | 0 | 0 | 0 | 0 | 0 | 0 | 0 | 0 | 0 |
| Robbery | M | 0 | 0 | 0 | 0 | 0 | 0 | 0 | 0 | 1 | 0 | 0 | 0 |
| | F | 0 | 0 | 0 | 0 | 0 | 0 | 0 | 0 | 0 | 0 | 0 | 0 |
| Aggravated Assault | M | 0 | 0 | 0 | 0 | 1 | 0 | 1 | 2 | 1 | 0 | 0 | 0 |
| | F | 0 | 0 | 0 | 0 | 0 | 0 | 0 | 0 | 0 | 0 | 0 | 0 |
| Other Assaults | M | 0 | 0 | 0 | 0 | 0 | 0 | 0 | 0 | 0 | 0 | 0 | 0 |
| | F | 0 | 0 | 0 | 0 | 0 | 0 | 0 | 0 | 0 | 0 | 0 | 0 |
| Burglary | M | 0 | 0 | 0 | 0 | 1 | 1 | 2 | 2 | 0 | 0 | 0 | 0 |
| | F | 0 | 0 | 0 | 0 | 0 | 0 | 0 | 0 | 0 | 0 | 0 | 1 |
| Larceny--Theft | M | 0 | 1 | 0 | 0 | 0 | 0 | 1 | 0 | 0 | 0 | 0 | 1 |
| | F | 0 | 0 | 0 | 0 | 0 | 0 | 0 | 0 | 0 | 0 | 0 | 0 |
| Motor Vehicle Theft | M | 0 | 0 | 0 | 0 | 0 | 1 | 1 | 0 | 0 | 1 | 0 | 0 |
| | F | 0 | 0 | 0 | 0 | 0 | 0 | 0 | 0 | 0 | 0 | 0 | 0 |
| Arson | M | 0 | 0 | 0 | 0 | 0 | 0 | 0 | 0 | 0 | 0 | 0 | 0 |
| | F | 0 | 0 | 0 | 0 | 0 | 0 | 0 | 0 | 0 | 0 | 0 | 0 |
| Forgery & Counterfeiting | M | 0 | 0 | 0 | 0 | 0 | 0 | 0 | 0 | 0 | 0 | 0 | 0 |
| | F | 0 | 0 | 0 | 0 | 0 | 0 | 0 | 0 | 0 | 0 | 0 | 0 |
| Fraud | M | 0 | 0 | 0 | 0 | 0 | 0 | 0 | 0 | 0 | 0 | 0 | 0 |
| | F | 0 | 0 | 0 | 0 | 0 | 0 | 0 | 0 | 0 | 0 | 0 | 0 |
| Embezzlement | M | 0 | 0 | 0 | 0 | 0 | 0 | 0 | 0 | 0 | 0 | 0 | 0 |
| | F | 0 | 0 | 0 | 0 | 0 | 0 | 0 | 0 | 0 | 0 | 0 | 0 |
| Stolen Property-Buy, Possess, Receive | M | 0 | 0 | 0 | 1 | 0 | 0 | 1 | 0 | 0 | 0 | 0 | 0 |
| | F | 0 | 0 | 0 | 1 | 0 | 0 | 1 | 0 | 0 | 0 | 0 | 0 |
| Vandalism | M | 0 | 0 | 0 | 0 | 0 | 0 | 0 | 0 | 0 | 0 | 0 | 0 |
| | F | 0 | 0 | 0 | 0 | 0 | 0 | 0 | 0 | 0 | 0 | 0 | 0 |
| Weapons-carrying, possession, etc... | M | 0 | 0 | 0 | 1 | 0 | 0 | 1 | 2 | 1 | 1 | 0 | 0 |
| | F | 0 | 0 | 0 | 0 | 0 | 0 | 0 | 0 | 0 | 0 | 0 | 0 |
| Prostitution & Commercialized Vice | M | 0 | 0 | 0 | 0 | 0 | 0 | 0 | 0 | 0 | 0 | 0 | 0 |
| | F | 0 | 0 | 0 | 0 | 0 | 0 | 0 | 0 | 0 | 0 | 0 | 0 |
| Other Sex Offenses | M | 0 | 0 | 0 | 0 | 0 | 0 | 0 | 0 | 0 | 0 | 0 | 0 |
| | F | 0 | 0 | 0 | 0 | 0 | 0 | 0 | 0 | 0 | 0 | 0 | 0 |
| Drug Abuse Violations | M | 0 | 0 | 0 | 0 | 1 | 0 | 1 | 4 | 1 | 1 | 3 | 0 |
| | F | 0 | 0 | 0 | 1 | 1 | 0 | 2 | 0 | 1 | 0 | 1 | 0 |
| Gambling | M | 0 | 0 | 0 | 0 | 0 | 0 | 0 | 0 | 0 | 0 | 0 | 0 |
| | F | 0 | 0 | 0 | 0 | 0 | 0 | 0 | 0 | 0 | 0 | 0 | 0 |
| Offenses Against Family & Children | M | 0 | 1 | 2 | 1 | 1 | 0 | 5 | 1 | 2 | 2 | 2 | 0 |
| | F | 0 | 1 | 0 | 0 | 2 | 0 | 3 | 0 | 0 | 0 | 0 | 1 |
| Driving Under the Influence | M | 0 | 0 | 0 | 0 | 0 | 0 | 0 | 0 | 2 | 1 | 5 | 0 |
| | F | 0 | 0 | 0 | 0 | 0 | 1 | 1 | 1 | 1 | 0 | 1 | 0 |
| Liquor Laws | M | 0 | 0 | 0 | 0 | 0 | 1 | 1 | 1 | 0 | 1 | 0 | 0 |
| | F | 0 | 0 | 0 | 0 | 0 | 2 | 2 | 2 | 0 | 0 | 0 | 0 |
| Drunkenness | M | 0 | 0 | 0 | 0 | 0 | 0 | 0 | 1 | 1 | 0 | 0 | 0 |
| | F | 0 | 0 | 0 | 0 | 0 | 0 | 0 | 0 | 0 | 1 | 0 | 0 |
| Disorderly Conduct | M | 0 | 0 | 0 | 0 | 0 | 0 | 0 | 0 | 0 | 0 | 0 | 0 |
| | F | 0 | 0 | 0 | 0 | 0 | 0 | 0 | 0 | 0 | 0 | 0 | 0 |
| Vagrancy | M | 0 | 0 | 0 | 0 | 0 | 0 | 0 | 0 | 0 | 0 | 0 | 0 |
| | F | 0 | 0 | 0 | 0 | 0 | 0 | 0 | 0 | 0 | 0 | 0 | 0 |
| All Other Offenses (except Traffic) | M | 0 | 0 | 1 | 3 | 3 | 2 | 9 | 23 | 22 | 31 | 26 | 0 |
| | F | 0 | 0 | 0 | 0 | 1 | 2 | 3 | 0 | 6 | 1 | 7 | 0 |
| Suspicion | M | 0 | 0 | 0 | 0 | 0 | 0 | 0 | 0 | 0 | 0 | 0 | 0 |
| | F | 0 | 0 | 0 | 0 | 0 | 0 | 0 | 0 | 0 | 0 | 0 | 0 |
| Curfew and Loitering Law Violations | M | 0 | 0 | 0 | 0 | 0 | 0 | 0 | 0 | 0 | 0 | 0 | 0 |
| | F | 0 | 0 | 0 | 0 | 0 | 0 | 0 | 0 | 0 | 0 | 0 | 0 |
| Runaway | M | 0 | 0 | 0 | 0 | 0 | 0 | 0 | 0 | 0 | 0 | 0 | 0 |
| | F | 0 | 0 | 0 | 0 | 0 | 0 | 0 | 0 | 0 | 0 | 0 | 0 |
| GRAND TOTAL | | 0 | 3 | 3 | 8 | 11 | 10 | 35 | 40 | 38 | 40 | 48 | |

*The criminal statistics within this publication are only those criminal statistics reported to the Uniform Crime Reporting Program by the participating law enforcement agencies.

Carlin PD Arrests By Offense and Age

| OFFENSE | SEX | 9 & Under | | | | | | | | | | | |
|---------------------------------------|-----|-----------|----------|-----------|----------|----------|-----------|-----------|----------|-----------|-----------|----------|---|
| | | 10-12 | 13-14 | 15 | 16 | 17 | Total <18 | 18 | 19 | 20 | 21 | | |
| Murder | M | 0 | 0 | 0 | 0 | 0 | 0 | 0 | 0 | 0 | 0 | 0 | 0 |
| Murder | F | 0 | 0 | 0 | 0 | 0 | 0 | 0 | 0 | 0 | 0 | 0 | 0 |
| Manslaughter by Negligence | M | 0 | 0 | 0 | 0 | 0 | 0 | 0 | 0 | 0 | 0 | 0 | 0 |
| Manslaughter by Negligence | F | 0 | 0 | 0 | 0 | 0 | 0 | 0 | 0 | 0 | 0 | 0 | 0 |
| Forcible Rape | M | 0 | 0 | 0 | 0 | 0 | 0 | 0 | 0 | 0 | 0 | 0 | 0 |
| Forcible Rape | F | 0 | 0 | 0 | 0 | 0 | 0 | 0 | 0 | 0 | 0 | 0 | 0 |
| Robbery | M | 0 | 0 | 0 | 0 | 0 | 0 | 0 | 0 | 0 | 0 | 0 | 0 |
| Robbery | F | 0 | 0 | 0 | 0 | 0 | 0 | 0 | 0 | 0 | 0 | 0 | 0 |
| Aggravated Assault | M | 1 | 0 | 0 | 0 | 0 | 0 | 1 | 0 | 0 | 0 | 0 | 0 |
| Aggravated Assault | F | 0 | 0 | 1 | 1 | 0 | 0 | 2 | 0 | 0 | 0 | 0 | 0 |
| Other Assaults | M | 0 | 0 | 1 | 0 | 0 | 0 | 1 | 0 | 0 | 0 | 0 | 0 |
| Other Assaults | F | 0 | 0 | 0 | 0 | 0 | 0 | 0 | 0 | 0 | 0 | 0 | 0 |
| Burglary | M | 0 | 0 | 0 | 0 | 0 | 0 | 0 | 0 | 0 | 0 | 0 | 0 |
| Burglary | F | 0 | 0 | 0 | 0 | 0 | 0 | 0 | 0 | 0 | 0 | 0 | 0 |
| Larceny--Theft | M | 0 | 0 | 0 | 0 | 0 | 0 | 0 | 0 | 0 | 0 | 0 | 0 |
| Larceny--Theft | F | 0 | 0 | 0 | 0 | 0 | 0 | 0 | 0 | 0 | 0 | 0 | 0 |
| Motor Vehicle Theft | M | 0 | 0 | 0 | 0 | 0 | 0 | 0 | 0 | 0 | 0 | 0 | 0 |
| Motor Vehicle Theft | F | 0 | 0 | 0 | 0 | 0 | 0 | 0 | 0 | 0 | 0 | 0 | 0 |
| Arson | M | 0 | 0 | 0 | 0 | 0 | 0 | 0 | 0 | 0 | 0 | 0 | 0 |
| Arson | F | 0 | 0 | 0 | 0 | 0 | 0 | 0 | 0 | 0 | 0 | 0 | 0 |
| Forgery & Counterfeiting | M | 0 | 0 | 0 | 0 | 0 | 0 | 0 | 0 | 0 | 0 | 0 | 0 |
| Forgery & Counterfeiting | F | 0 | 0 | 0 | 0 | 0 | 0 | 0 | 0 | 0 | 0 | 0 | 0 |
| Fraud | M | 0 | 0 | 0 | 0 | 0 | 0 | 0 | 0 | 0 | 0 | 0 | 0 |
| Fraud | F | 0 | 0 | 0 | 0 | 0 | 0 | 0 | 0 | 0 | 0 | 0 | 0 |
| Embezzlement | M | 0 | 0 | 0 | 0 | 0 | 0 | 0 | 0 | 0 | 0 | 0 | 0 |
| Embezzlement | F | 0 | 0 | 0 | 0 | 0 | 0 | 0 | 0 | 0 | 0 | 0 | 0 |
| Stolen Property-Buy, Possess, Receive | M | 0 | 0 | 0 | 0 | 0 | 0 | 0 | 0 | 0 | 0 | 0 | 0 |
| Stolen Property-Buy, Possess, Receive | F | 0 | 0 | 1 | 0 | 0 | 0 | 1 | 0 | 0 | 0 | 0 | 0 |
| Vandalism | M | 0 | 0 | 0 | 0 | 0 | 0 | 0 | 0 | 0 | 0 | 0 | 0 |
| Vandalism | F | 0 | 0 | 0 | 0 | 0 | 0 | 0 | 0 | 0 | 0 | 0 | 0 |
| Weapons-carrying, possession, etc... | M | 0 | 0 | 0 | 0 | 0 | 0 | 0 | 0 | 0 | 0 | 0 | 0 |
| Weapons-carrying, possession, etc... | F | 0 | 0 | 0 | 0 | 0 | 0 | 0 | 0 | 0 | 0 | 0 | 0 |
| Prostitution & Commercialized Vice | M | 0 | 0 | 0 | 0 | 0 | 0 | 0 | 0 | 0 | 0 | 0 | 0 |
| Prostitution & Commercialized Vice | F | 0 | 0 | 0 | 0 | 0 | 0 | 0 | 0 | 0 | 0 | 0 | 0 |
| Other Sex Offenses | M | 0 | 0 | 0 | 0 | 0 | 0 | 0 | 0 | 0 | 0 | 0 | 0 |
| Other Sex Offenses | F | 0 | 0 | 0 | 0 | 0 | 0 | 0 | 0 | 0 | 0 | 0 | 0 |
| Drug Abuse Violations | M | 0 | 0 | 0 | 0 | 0 | 0 | 0 | 0 | 0 | 0 | 0 | 0 |
| Drug Abuse Violations | F | 0 | 0 | 1 | 0 | 0 | 0 | 1 | 0 | 0 | 0 | 0 | 0 |
| Gambling | M | 0 | 0 | 0 | 0 | 0 | 0 | 0 | 0 | 0 | 0 | 0 | 0 |
| Gambling | F | 0 | 0 | 0 | 0 | 0 | 0 | 0 | 0 | 0 | 0 | 0 | 0 |
| Offenses Against Family & Children | M | 0 | 0 | 0 | 0 | 0 | 0 | 0 | 0 | 0 | 0 | 0 | 0 |
| Offenses Against Family & Children | F | 0 | 0 | 0 | 0 | 0 | 0 | 0 | 0 | 0 | 0 | 0 | 0 |
| Driving Under the Influence | M | 0 | 0 | 0 | 0 | 0 | 0 | 0 | 2 | 2 | 1 | 0 | 0 |
| Driving Under the Influence | F | 0 | 0 | 0 | 0 | 0 | 0 | 0 | 1 | 1 | 0 | 0 | 0 |
| Liquor Laws | M | 0 | 0 | 0 | 0 | 0 | 3 | 3 | 2 | 6 | 4 | 0 | 0 |
| Liquor Laws | F | 0 | 0 | 2 | 0 | 1 | 1 | 4 | 0 | 0 | 0 | 0 | 0 |
| Drunkenness | M | 0 | 0 | 0 | 0 | 0 | 3 | 3 | 1 | 0 | 4 | 0 | 0 |
| Drunkenness | F | 0 | 0 | 0 | 0 | 0 | 0 | 0 | 0 | 0 | 0 | 0 | 0 |
| Disorderly Conduct | M | 0 | 0 | 0 | 0 | 0 | 0 | 0 | 0 | 0 | 0 | 0 | 0 |
| Disorderly Conduct | F | 0 | 0 | 0 | 0 | 0 | 0 | 0 | 0 | 0 | 0 | 0 | 0 |
| Vagrancy | M | 0 | 0 | 0 | 0 | 0 | 0 | 0 | 0 | 0 | 0 | 0 | 0 |
| Vagrancy | F | 0 | 0 | 0 | 0 | 0 | 0 | 0 | 0 | 0 | 0 | 0 | 0 |
| All Other Offenses (except Traffic) | M | 0 | 0 | 1 | 0 | 0 | 1 | 2 | 0 | 6 | 3 | 5 | 0 |
| All Other Offenses (except Traffic) | F | 0 | 0 | 1 | 0 | 1 | 0 | 2 | 0 | 0 | 0 | 0 | 0 |
| Suspicion | M | 0 | 0 | 0 | 0 | 0 | 0 | 0 | 0 | 0 | 0 | 0 | 0 |
| Suspicion | F | 0 | 0 | 0 | 0 | 0 | 0 | 0 | 0 | 0 | 0 | 0 | 0 |
| Curfew and Loitering Law Violations | M | 0 | 0 | 1 | 0 | 0 | 0 | 1 | 0 | 0 | 0 | 0 | 0 |
| Curfew and Loitering Law Violations | F | 0 | 0 | 1 | 1 | 0 | 0 | 2 | 0 | 0 | 0 | 0 | 0 |
| Runaway | M | 0 | 0 | 0 | 0 | 0 | 1 | 1 | 0 | 0 | 0 | 0 | 0 |
| Runaway | F | 0 | 0 | 4 | 1 | 0 | 1 | 6 | 0 | 0 | 0 | 0 | 0 |
| GRAND TOTAL | | 1 | 0 | 14 | 3 | 2 | 10 | 30 | 6 | 15 | 12 | 5 | |

*The criminal statistics within this publication are only those criminal statistics reported to the Uniform Crime Reporting Program by the participating law enforcement agencies.

Carson City SO Arrests by Offense and Age

| OFFENSE | SEX | 9 & Under | | | | | | | | | | | | |
|---------------------------------------|-----|-----------|----------|-----------|-----------|-----------|------------|------------|------------|------------|------------|------------|------------|------------|
| | | 10-12 | 13-14 | 15 | 16 | 17 | Total <18 | 18 | 19 | 20 | 21 | | | |
| Murder | M | 0 | 0 | 0 | 0 | 0 | 0 | 0 | 0 | 0 | 0 | 0 | 0 | 1 |
| | F | 0 | 0 | 0 | 0 | 0 | 0 | 0 | 0 | 0 | 0 | 0 | 0 | 0 |
| Manslaughter by Negligence | M | 0 | 0 | 0 | 0 | 0 | 0 | 0 | 0 | 0 | 0 | 0 | 0 | 0 |
| | F | 0 | 0 | 0 | 0 | 0 | 0 | 0 | 0 | 0 | 0 | 0 | 0 | 0 |
| Forcible Rape | M | 0 | 0 | 1 | 0 | 0 | 0 | 1 | 1 | 0 | 0 | 0 | 0 | 0 |
| | F | 0 | 0 | 0 | 0 | 0 | 0 | 0 | 0 | 0 | 0 | 0 | 0 | 0 |
| Robbery | M | 0 | 0 | 0 | 0 | 0 | 1 | 1 | 1 | 3 | 0 | 0 | 0 | 0 |
| | F | 0 | 0 | 0 | 0 | 0 | 0 | 0 | 0 | 0 | 0 | 0 | 0 | 0 |
| Aggravated Assault | M | 1 | 5 | 4 | 3 | 4 | 1 | 18 | 8 | 5 | 5 | 5 | 5 | 5 |
| | F | 0 | 2 | 3 | 1 | 1 | 0 | 7 | 1 | 1 | 1 | 1 | 0 | 0 |
| Other Assaults | M | 0 | 2 | 2 | 1 | 4 | 1 | 10 | 5 | 3 | 3 | 3 | 3 | 3 |
| | F | 0 | 0 | 1 | 2 | 2 | 0 | 5 | 3 | 0 | 2 | 2 | 2 | 2 |
| Burglary | M | 0 | 2 | 3 | 0 | 2 | 1 | 8 | 3 | 1 | 1 | 0 | 0 | 0 |
| | F | 0 | 0 | 0 | 0 | 2 | 0 | 2 | 0 | 0 | 0 | 0 | 0 | 0 |
| Larceny--Theft | M | 2 | 3 | 5 | 11 | 11 | 5 | 37 | 6 | 5 | 7 | 7 | 3 | 3 |
| | F | 0 | 2 | 4 | 2 | 5 | 5 | 18 | 2 | 4 | 4 | 4 | 2 | 2 |
| Motor Vehicle Theft | M | 0 | 0 | 0 | 1 | 1 | 0 | 2 | 0 | 0 | 0 | 0 | 0 | 0 |
| | F | 0 | 0 | 0 | 0 | 0 | 0 | 0 | 0 | 0 | 0 | 0 | 0 | 0 |
| Arson | M | 0 | 2 | 0 | 1 | 0 | 1 | 4 | 0 | 0 | 0 | 0 | 0 | 0 |
| | F | 0 | 1 | 0 | 0 | 0 | 0 | 1 | 0 | 0 | 0 | 0 | 0 | 0 |
| Forgery & Counterfeiting | M | 0 | 0 | 0 | 0 | 1 | 0 | 1 | 0 | 0 | 0 | 0 | 0 | 0 |
| | F | 0 | 0 | 0 | 0 | 0 | 0 | 0 | 0 | 0 | 0 | 0 | 0 | 0 |
| Fraud | M | 0 | 0 | 0 | 0 | 0 | 0 | 0 | 0 | 4 | 3 | 6 | 6 | 6 |
| | F | 0 | 0 | 0 | 0 | 0 | 0 | 0 | 2 | 2 | 2 | 2 | 2 | 2 |
| Embezzlement | M | 0 | 0 | 0 | 0 | 0 | 0 | 0 | 0 | 0 | 0 | 0 | 0 | 0 |
| | F | 0 | 0 | 0 | 0 | 0 | 1 | 1 | 3 | 1 | 0 | 0 | 0 | 0 |
| Stolen Property-Buy, Possess, Receive | M | 0 | 0 | 1 | 0 | 1 | 2 | 4 | 4 | 0 | 1 | 1 | 1 | 1 |
| | F | 0 | 0 | 0 | 0 | 0 | 1 | 1 | 0 | 0 | 2 | 2 | 2 | 2 |
| Vandalism | M | 0 | 4 | 4 | 1 | 3 | 1 | 13 | 2 | 0 | 1 | 1 | 1 | 1 |
| | F | 0 | 0 | 0 | 0 | 0 | 0 | 0 | 0 | 0 | 0 | 0 | 0 | 0 |
| Weapons-carrying, possession, etc... | M | 0 | 1 | 0 | 0 | 1 | 0 | 2 | 1 | 2 | 2 | 2 | 2 | 2 |
| | F | 0 | 0 | 0 | 0 | 0 | 0 | 0 | 0 | 0 | 0 | 0 | 0 | 0 |
| Prostitution & Commercialized Vice | M | 0 | 0 | 0 | 0 | 0 | 0 | 0 | 0 | 0 | 0 | 0 | 0 | 0 |
| | F | 0 | 0 | 0 | 0 | 0 | 0 | 0 | 0 | 0 | 0 | 0 | 0 | 0 |
| Other Sex Offenses | M | 0 | 0 | 0 | 0 | 0 | 0 | 0 | 1 | 0 | 2 | 2 | 2 | 2 |
| | F | 0 | 0 | 0 | 0 | 0 | 0 | 0 | 0 | 0 | 0 | 0 | 0 | 0 |
| Drug Abuse Violations | M | 0 | 2 | 1 | 2 | 1 | 4 | 10 | 10 | 6 | 7 | 10 | 10 | 10 |
| | F | 0 | 0 | 1 | 0 | 1 | 0 | 2 | 5 | 2 | 2 | 2 | 2 | 2 |
| Gambling | M | 0 | 0 | 0 | 0 | 0 | 0 | 0 | 0 | 0 | 0 | 0 | 0 | 0 |
| | F | 0 | 0 | 0 | 0 | 0 | 0 | 0 | 0 | 0 | 0 | 0 | 0 | 0 |
| Offenses Against Family & Children | M | 0 | 0 | 0 | 0 | 0 | 0 | 0 | 0 | 1 | 0 | 0 | 1 | 1 |
| | F | 0 | 0 | 0 | 0 | 0 | 0 | 0 | 0 | 0 | 0 | 0 | 0 | 1 |
| Driving Under the Influence | M | 0 | 0 | 0 | 0 | 0 | 0 | 0 | 1 | 1 | 4 | 8 | 8 | 8 |
| | F | 0 | 0 | 0 | 0 | 0 | 1 | 1 | 0 | 1 | 1 | 2 | 2 | 2 |
| Liquor Laws | M | 0 | 2 | 5 | 8 | 18 | 32 | 65 | 41 | 30 | 30 | 2 | 2 | 2 |
| | F | 0 | 0 | 3 | 5 | 14 | 9 | 31 | 9 | 9 | 4 | 0 | 0 | 0 |
| Drunkenness | M | 0 | 0 | 0 | 0 | 0 | 0 | 0 | 0 | 0 | 0 | 0 | 0 | 0 |
| | F | 0 | 0 | 0 | 0 | 0 | 0 | 0 | 0 | 0 | 0 | 0 | 0 | 0 |
| Disorderly Conduct | M | 0 | 0 | 1 | 1 | 1 | 1 | 4 | 1 | 0 | 0 | 2 | 2 | 2 |
| | F | 0 | 0 | 0 | 0 | 0 | 0 | 0 | 0 | 0 | 0 | 0 | 1 | 1 |
| Vagrancy | M | 0 | 0 | 0 | 0 | 0 | 0 | 0 | 5 | 7 | 6 | 6 | 6 | 6 |
| | F | 0 | 0 | 0 | 0 | 0 | 0 | 0 | 0 | 1 | 3 | 2 | 2 | 2 |
| All Other Offenses (except Traffic) | M | 0 | 7 | 25 | 22 | 32 | 37 | 123 | 31 | 64 | 51 | 47 | 47 | 47 |
| | F | 0 | 3 | 5 | 10 | 12 | 15 | 45 | 20 | 26 | 26 | 12 | 12 | 12 |
| Suspicion | M | 0 | 0 | 0 | 0 | 0 | 0 | 0 | 0 | 0 | 0 | 0 | 0 | 0 |
| | F | 0 | 0 | 0 | 0 | 0 | 0 | 0 | 0 | 0 | 0 | 0 | 0 | 0 |
| Curfew and Loitering Law Violations | M | 0 | 0 | 0 | 0 | 0 | 0 | 0 | 0 | 0 | 0 | 0 | 0 | 0 |
| | F | 0 | 0 | 0 | 0 | 0 | 0 | 0 | 0 | 0 | 0 | 0 | 0 | 0 |
| Runaway | M | 0 | 3 | 6 | 3 | 8 | 2 | 22 | 0 | 0 | 0 | 0 | 0 | 0 |
| | F | 0 | 0 | 5 | 5 | 6 | 9 | 25 | 0 | 0 | 0 | 0 | 0 | 0 |
| GRAND TOTAL | | | 3 | 41 | 80 | 79 | 131 | 130 | 464 | 165 | 179 | 170 | 120 | 120 |

*The criminal statistics within this publication are only those criminal statistics reported to the Uniform Crime Reporting Program by the participating law enforcement agencies.

Carson City SO Arrests by Offense and Age

| | | | | | | | | | | | | over | | |
|-----|-----|----|-------|-------|-------|-------|-------|-------|-------|-------|----|-----------|-------------|--|
| 22 | 23 | 24 | 25-29 | 30-34 | 35-39 | 40-44 | 45-49 | 50-54 | 55-59 | 60-64 | 64 | Total >18 | Grand Total | |
| 0 | 0 | 0 | 0 | 0 | 0 | 0 | 0 | 0 | 0 | 0 | 0 | 1 | 1 | |
| 0 | 0 | 0 | 0 | 0 | 0 | 0 | 0 | 0 | 0 | 0 | 0 | 0 | 0 | |
| 0 | 0 | 0 | 0 | 0 | 0 | 0 | 0 | 0 | 0 | 0 | 0 | 0 | 0 | |
| 0 | 0 | 0 | 0 | 0 | 0 | 0 | 0 | 0 | 0 | 0 | 0 | 0 | 0 | |
| 0 | 0 | 0 | 1 | 0 | 0 | 0 | 0 | 0 | 0 | 0 | 0 | 1 | 2 | |
| 0 | 0 | 0 | 0 | 0 | 0 | 0 | 0 | 0 | 0 | 0 | 0 | 0 | 0 | |
| 0 | 1 | 0 | 3 | 3 | 0 | 3 | 0 | 0 | 0 | 0 | 0 | 14 | 15 | |
| 0 | 0 | 0 | 0 | 0 | 0 | 0 | 0 | 0 | 0 | 0 | 0 | 0 | 0 | |
| 5 | 10 | 8 | 14 | 13 | 5 | 9 | 14 | 5 | 1 | 1 | 0 | 108 | 126 | |
| 1 | 0 | 0 | 7 | 7 | 4 | 1 | 1 | 1 | 3 | 0 | 1 | 29 | 36 | |
| 11 | 5 | 5 | 31 | 18 | 22 | 24 | 12 | 9 | 7 | 2 | 1 | 161 | 171 | |
| 2 | 2 | 1 | 7 | 2 | 8 | 5 | 8 | 4 | 3 | 0 | 1 | 50 | 55 | |
| 1 | 1 | 2 | 3 | 3 | 5 | 3 | 4 | 1 | 2 | 0 | 0 | 30 | 38 | |
| 0 | 0 | 0 | 1 | 3 | 2 | 3 | 0 | 1 | 0 | 0 | 0 | 10 | 12 | |
| 0 | 3 | 1 | 14 | 4 | 4 | 10 | 10 | 7 | 3 | 1 | 1 | 79 | 116 | |
| 0 | 1 | 2 | 2 | 5 | 4 | 7 | 3 | 2 | 0 | 1 | 0 | 39 | 57 | |
| 0 | 0 | 0 | 0 | 1 | 0 | 1 | 0 | 0 | 0 | 0 | 0 | 2 | 4 | |
| 0 | 0 | 0 | 0 | 0 | 1 | 0 | 0 | 0 | 0 | 0 | 0 | 1 | 1 | |
| 0 | 0 | 0 | 0 | 0 | 0 | 0 | 0 | 0 | 0 | 0 | 0 | 0 | 4 | |
| 0 | 0 | 0 | 0 | 0 | 0 | 0 | 0 | 0 | 0 | 0 | 0 | 0 | 1 | |
| 0 | 0 | 0 | 0 | 0 | 1 | 1 | 1 | 1 | 0 | 0 | 0 | 4 | 5 | |
| 0 | 0 | 0 | 0 | 2 | 0 | 1 | 0 | 0 | 0 | 0 | 0 | 3 | 3 | |
| 3 | 7 | 1 | 9 | 2 | 4 | 7 | 5 | 0 | 1 | 0 | 0 | 52 | 52 | |
| 0 | 2 | 1 | 6 | 6 | 5 | 1 | 0 | 1 | 1 | 0 | 0 | 29 | 29 | |
| 0 | 1 | 0 | 3 | 1 | 1 | 2 | 0 | 1 | 0 | 0 | 0 | 9 | 9 | |
| 0 | 0 | 0 | 0 | 1 | 2 | 1 | 0 | 0 | 1 | 0 | 0 | 9 | 10 | |
| 4 | 2 | 3 | 1 | 2 | 4 | 4 | 1 | 1 | 0 | 0 | 0 | 28 | 32 | |
| 0 | 1 | 0 | 1 | 0 | 0 | 0 | 1 | 0 | 0 | 0 | 0 | 5 | 6 | |
| 0 | 1 | 2 | 2 | 2 | 0 | 3 | 0 | 1 | 1 | 0 | 0 | 16 | 29 | |
| 0 | 0 | 0 | 1 | 1 | 1 | 0 | 2 | 0 | 1 | 0 | 0 | 6 | 6 | |
| 0 | 1 | 2 | 5 | 1 | 4 | 0 | 1 | 0 | 1 | 0 | 0 | 20 | 22 | |
| 0 | 0 | 0 | 0 | 0 | 1 | 0 | 1 | 0 | 0 | 0 | 0 | 2 | 2 | |
| 0 | 0 | 0 | 0 | 0 | 0 | 0 | 0 | 0 | 0 | 0 | 0 | 0 | 0 | |
| 0 | 0 | 0 | 0 | 0 | 0 | 0 | 0 | 0 | 0 | 0 | 0 | 0 | 0 | |
| 0 | 0 | 1 | 3 | 1 | 3 | 1 | 3 | 3 | 2 | 0 | 0 | 22 | 22 | |
| 1 | 0 | 0 | 0 | 0 | 0 | 0 | 1 | 0 | 1 | 0 | 0 | 3 | 3 | |
| 4 | 8 | 6 | 20 | 9 | 10 | 6 | 6 | 4 | 1 | 0 | 0 | 107 | 117 | |
| 2 | 1 | 2 | 4 | 5 | 1 | 1 | 2 | 1 | 0 | 0 | 0 | 28 | 30 | |
| 0 | 0 | 0 | 0 | 0 | 0 | 0 | 0 | 0 | 0 | 0 | 0 | 0 | 0 | |
| 0 | 0 | 0 | 0 | 0 | 0 | 0 | 0 | 0 | 0 | 0 | 0 | 0 | 0 | |
| 0 | 0 | 1 | 2 | 1 | 0 | 1 | 1 | 0 | 0 | 0 | 0 | 8 | 8 | |
| 1 | 0 | 0 | 1 | 1 | 1 | 3 | 0 | 0 | 0 | 0 | 0 | 8 | 8 | |
| 9 | 6 | 4 | 29 | 18 | 13 | 11 | 16 | 18 | 3 | 5 | 4 | 150 | 150 | |
| 2 | 1 | 2 | 1 | 4 | 8 | 8 | 7 | 4 | 4 | 0 | 1 | 46 | 47 | |
| 2 | 1 | 1 | 4 | 2 | 1 | 4 | 2 | 1 | 1 | 0 | 0 | 122 | 187 | |
| 0 | 1 | 0 | 0 | 0 | 0 | 1 | 0 | 1 | 0 | 0 | 0 | 25 | 56 | |
| 0 | 0 | 0 | 1 | 0 | 0 | 2 | 1 | 0 | 0 | 0 | 0 | 4 | 4 | |
| 0 | 0 | 0 | 0 | 0 | 0 | 0 | 0 | 0 | 0 | 0 | 0 | 0 | 0 | |
| 1 | 2 | 2 | 6 | 7 | 2 | 7 | 7 | 2 | 1 | 1 | 0 | 41 | 45 | |
| 0 | 1 | 0 | 1 | 1 | 1 | 1 | 2 | 0 | 0 | 0 | 0 | 8 | 8 | |
| 3 | 7 | 1 | 15 | 15 | 13 | 6 | 7 | 0 | 1 | 0 | 0 | 92 | 92 | |
| 2 | 0 | 2 | 7 | 8 | 5 | 4 | 1 | 2 | 1 | 0 | 0 | 38 | 38 | |
| 70 | 54 | 38 | 176 | 95 | 123 | 124 | 71 | 40 | 19 | 8 | 5 | 1,016 | 1,139 | |
| 15 | 6 | 6 | 60 | 31 | 36 | 30 | 25 | 9 | 4 | 0 | 0 | 306 | 351 | |
| 0 | 0 | 0 | 0 | 0 | 0 | 0 | 0 | 0 | 0 | 0 | 0 | 0 | 0 | |
| 0 | 0 | 0 | 0 | 0 | 0 | 0 | 0 | 0 | 0 | 0 | 0 | 0 | 0 | |
| 0 | 0 | 0 | 0 | 0 | 0 | 0 | 0 | 0 | 0 | 0 | 0 | 0 | 0 | |
| 0 | 0 | 0 | 0 | 0 | 0 | 0 | 0 | 0 | 0 | 0 | 0 | 0 | 0 | |
| 0 | 0 | 0 | 0 | 0 | 0 | 0 | 0 | 0 | 0 | 0 | 0 | 0 | 22 | |
| 0 | 0 | 0 | 0 | 0 | 0 | 0 | 0 | 0 | 0 | 0 | 0 | 0 | 25 | |
| 139 | 126 | 94 | 441 | 275 | 295 | 296 | 216 | 120 | 63 | 19 | 14 | 2,732 | 3,196 | |

Churchill Co SO Arrests By Offense and Age

| OFFENSE | SEX | 9 & Under | | | | | | | | | | | |
|---------------------------------------|-----|-----------|-------|----|----|----|-----------|----|-----|----|----|----|----|
| | | 10-12 | 13-14 | 15 | 16 | 17 | Total <18 | 18 | 19 | 20 | 21 | | |
| Murder | M | 0 | 0 | 0 | 0 | 0 | 0 | 0 | 0 | 0 | 0 | 0 | 0 |
| | F | 0 | 0 | 0 | 0 | 0 | 0 | 0 | 0 | 0 | 0 | 0 | 0 |
| Manslaughter by Negligence | M | 0 | 0 | 0 | 0 | 0 | 0 | 0 | 0 | 0 | 0 | 0 | 0 |
| | F | 0 | 0 | 0 | 0 | 0 | 0 | 0 | 0 | 0 | 0 | 0 | 0 |
| Forcible Rape | M | 0 | 0 | 0 | 0 | 0 | 1 | 1 | 0 | 0 | 0 | 0 | 0 |
| | F | 0 | 0 | 0 | 0 | 0 | 0 | 0 | 0 | 0 | 0 | 0 | 0 |
| Robbery | M | 0 | 0 | 0 | 0 | 0 | 0 | 0 | 0 | 0 | 0 | 0 | 0 |
| | F | 0 | 0 | 0 | 0 | 0 | 0 | 0 | 0 | 0 | 0 | 0 | 0 |
| Aggravated Assault | M | 0 | 2 | 0 | 0 | 0 | 0 | 2 | 1 | 0 | 0 | 1 | 1 |
| | F | 0 | 0 | 0 | 0 | 0 | 0 | 0 | 0 | 0 | 0 | 0 | 0 |
| Other Assaults | M | 0 | 3 | 8 | 3 | 7 | 2 | 23 | 3 | 1 | 0 | 3 | 3 |
| | F | 1 | 0 | 0 | 2 | 2 | 1 | 6 | 1 | 0 | 0 | 0 | 0 |
| Burglary | M | 1 | 1 | 0 | 1 | 3 | 4 | 10 | 0 | 1 | 1 | 1 | 1 |
| | F | 1 | 0 | 0 | 0 | 0 | 1 | 2 | 1 | 0 | 1 | 0 | 0 |
| Larceny--Theft | M | 2 | 0 | 0 | 0 | 0 | 3 | 5 | 0 | 0 | 0 | 0 | 0 |
| | F | 0 | 0 | 0 | 0 | 0 | 0 | 0 | 0 | 0 | 0 | 0 | 0 |
| Motor Vehicle Theft | M | 0 | 0 | 0 | 0 | 0 | 1 | 1 | 0 | 0 | 0 | 0 | 0 |
| | F | 0 | 0 | 0 | 0 | 2 | 0 | 2 | 0 | 0 | 0 | 0 | 0 |
| Arson | M | 1 | 0 | 0 | 0 | 0 | 0 | 1 | 0 | 0 | 0 | 0 | 0 |
| | F | 0 | 0 | 0 | 0 | 0 | 0 | 0 | 0 | 0 | 0 | 0 | 0 |
| Forgery & Counterfeiting | M | 0 | 0 | 0 | 0 | 0 | 0 | 0 | 0 | 0 | 0 | 0 | 0 |
| | F | 0 | 0 | 0 | 0 | 0 | 0 | 0 | 0 | 0 | 0 | 0 | 0 |
| Fraud | M | 0 | 0 | 0 | 0 | 0 | 0 | 0 | 0 | 0 | 0 | 0 | 0 |
| | F | 0 | 0 | 0 | 0 | 0 | 0 | 0 | 0 | 0 | 0 | 0 | 0 |
| Embezzlement | M | 0 | 0 | 0 | 0 | 0 | 0 | 0 | 0 | 0 | 0 | 0 | 0 |
| | F | 0 | 0 | 0 | 0 | 0 | 0 | 0 | 0 | 0 | 0 | 0 | 0 |
| Stolen Property-Buy, Possess, Receive | M | 0 | 0 | 0 | 1 | 1 | 0 | 2 | 0 | 0 | 0 | 0 | 0 |
| | F | 0 | 0 | 0 | 0 | 0 | 0 | 0 | 0 | 0 | 0 | 0 | 0 |
| Vandalism | M | 0 | 0 | 5 | 3 | 8 | 1 | 17 | 0 | 0 | 0 | 0 | 0 |
| | F | 0 | 0 | 1 | 0 | 0 | 2 | 3 | 0 | 0 | 1 | 0 | 0 |
| Weapons-carrying, possession, etc... | M | 0 | 2 | 0 | 0 | 0 | 0 | 2 | 1 | 0 | 0 | 0 | 0 |
| | F | 0 | 0 | 0 | 0 | 0 | 0 | 0 | 0 | 0 | 0 | 0 | 0 |
| Prostitution & Commercialized Vice | M | 0 | 0 | 0 | 0 | 0 | 0 | 0 | 0 | 0 | 0 | 0 | 0 |
| | F | 0 | 0 | 0 | 0 | 0 | 0 | 0 | 0 | 0 | 0 | 0 | 0 |
| Other Sex Offenses | M | 0 | 2 | 0 | 0 | 0 | 0 | 2 | 1 | 0 | 0 | 0 | 0 |
| | F | 1 | 1 | 0 | 0 | 0 | 0 | 2 | 0 | 0 | 0 | 0 | 0 |
| Drug Abuse Violations | M | 0 | 0 | 0 | 0 | 1 | 0 | 1 | 0 | 0 | 0 | 0 | 0 |
| | F | 0 | 0 | 0 | 0 | 0 | 0 | 0 | 0 | 0 | 0 | 0 | 0 |
| Gambling | M | 0 | 0 | 0 | 0 | 0 | 0 | 0 | 0 | 0 | 0 | 0 | 0 |
| | F | 0 | 0 | 0 | 0 | 0 | 0 | 0 | 0 | 0 | 0 | 0 | 0 |
| Offenses Against Family & Children | M | 0 | 0 | 0 | 0 | 0 | 0 | 0 | 0 | 0 | 0 | 0 | 0 |
| | F | 0 | 0 | 0 | 0 | 0 | 0 | 0 | 0 | 0 | 0 | 0 | 0 |
| Driving Under the Influence | M | 0 | 0 | 0 | 1 | 1 | 1 | 3 | 0 | 0 | 1 | 4 | 4 |
| | F | 0 | 0 | 0 | 0 | 0 | 0 | 0 | 0 | 1 | 0 | 0 | 0 |
| Liquor Laws | M | 0 | 0 | 1 | 3 | 9 | 9 | 22 | 14 | 7 | 6 | 0 | 0 |
| | F | 0 | 0 | 1 | 4 | 4 | 11 | 20 | 4 | 1 | 5 | 0 | 0 |
| Drunkenness | M | 0 | 0 | 0 | 0 | 0 | 0 | 0 | 0 | 0 | 0 | 1 | 1 |
| | F | 0 | 0 | 0 | 0 | 0 | 0 | 0 | 0 | 0 | 0 | 0 | 0 |
| Disorderly Conduct | M | 2 | 2 | 13 | 0 | 3 | 2 | 22 | 0 | 0 | 0 | 0 | 0 |
| | F | 0 | 0 | 1 | 6 | 5 | 5 | 17 | 0 | 0 | 0 | 0 | 0 |
| Vagrancy | M | 0 | 0 | 0 | 0 | 0 | 0 | 0 | 0 | 0 | 0 | 0 | 0 |
| | F | 0 | 0 | 0 | 0 | 0 | 0 | 0 | 0 | 0 | 0 | 0 | 0 |
| All Other Offenses (except Traffic) | M | 7 | 8 | 8 | 4 | 7 | 6 | 40 | 7 | 5 | 8 | 8 | 8 |
| | F | 0 | 0 | 9 | 1 | 2 | 1 | 13 | 1 | 8 | 8 | 10 | 10 |
| Suspicion | M | 0 | 0 | 2 | 2 | 1 | 0 | 5 | 0 | 0 | 0 | 0 | 0 |
| | F | 0 | 0 | 0 | 1 | 0 | 0 | 1 | 0 | 0 | 0 | 0 | 0 |
| Curfew and Loitering Law Violations | M | 0 | 1 | 0 | 0 | 0 | 0 | 1 | 0 | 0 | 0 | 0 | 0 |
| | F | 0 | 0 | 0 | 0 | 0 | 0 | 0 | 0 | 0 | 0 | 0 | 0 |
| Runaway | M | 0 | 1 | 2 | 1 | 5 | 4 | 13 | 0 | 0 | 0 | 0 | 0 |
| | F | 0 | 0 | 5 | 7 | 10 | 9 | 31 | 0 | 0 | 0 | 0 | 0 |
| GRAND TOTAL | | | 16 | 23 | 56 | 40 | 71 | 64 | 270 | 34 | 24 | 31 | 29 |

*The criminal statistics within this publication are only those criminal statistics reported to the Uniform Crime Reporting Program by the participating law enforcement agencies.

Churchill Co SO Arrests By Offense and Age

| | | | | | | | | | | | | over | | |
|----|----|----|-------|-------|-------|-------|-------|-------|-------|-------|----|-----------|-------------|--|
| 22 | 23 | 24 | 25-29 | 30-34 | 35-39 | 40-44 | 45-49 | 50-54 | 55-59 | 60-64 | 64 | Total >18 | Grand Total | |
| 0 | 0 | 0 | 0 | 0 | 0 | 0 | 0 | 0 | 0 | 0 | 1 | 1 | 1 | |
| 0 | 0 | 0 | 0 | 0 | 0 | 0 | 0 | 0 | 0 | 0 | 0 | 0 | 0 | |
| 0 | 0 | 0 | 0 | 0 | 0 | 0 | 0 | 0 | 0 | 0 | 0 | 0 | 0 | |
| 0 | 0 | 0 | 0 | 0 | 0 | 0 | 0 | 0 | 0 | 0 | 0 | 0 | 0 | |
| 0 | 0 | 0 | 0 | 0 | 0 | 0 | 0 | 1 | 0 | 0 | 0 | 1 | 2 | |
| 0 | 0 | 0 | 0 | 0 | 0 | 0 | 0 | 0 | 0 | 0 | 0 | 0 | 0 | |
| 0 | 0 | 0 | 0 | 0 | 0 | 0 | 0 | 0 | 0 | 0 | 0 | 0 | 0 | |
| 0 | 3 | 1 | 1 | 2 | 1 | 0 | 1 | 1 | 0 | 0 | 0 | 12 | 14 | |
| 0 | 0 | 0 | 0 | 0 | 0 | 0 | 1 | 0 | 0 | 0 | 0 | 1 | 1 | |
| 2 | 2 | 0 | 7 | 4 | 6 | 6 | 3 | 3 | 6 | 0 | 0 | 46 | 69 | |
| 1 | 0 | 0 | 2 | 3 | 3 | 1 | 2 | 2 | 0 | 0 | 1 | 16 | 22 | |
| 1 | 1 | 2 | 1 | 0 | 0 | 1 | 0 | 0 | 0 | 0 | 0 | 9 | 19 | |
| 0 | 1 | 0 | 0 | 0 | 0 | 0 | 0 | 0 | 0 | 0 | 0 | 3 | 5 | |
| 0 | 1 | 0 | 1 | 2 | 1 | 0 | 1 | 0 | 0 | 0 | 0 | 6 | 11 | |
| 0 | 0 | 0 | 0 | 0 | 1 | 0 | 1 | 0 | 0 | 0 | 0 | 2 | 2 | |
| 0 | 0 | 0 | 0 | 0 | 0 | 0 | 0 | 0 | 0 | 0 | 0 | 0 | 1 | |
| 0 | 0 | 0 | 0 | 0 | 0 | 0 | 0 | 0 | 0 | 0 | 0 | 0 | 2 | |
| 0 | 0 | 0 | 0 | 0 | 0 | 0 | 0 | 0 | 0 | 0 | 0 | 0 | 1 | |
| 0 | 0 | 0 | 0 | 1 | 0 | 0 | 0 | 0 | 0 | 0 | 0 | 1 | 1 | |
| 0 | 0 | 0 | 0 | 0 | 0 | 0 | 0 | 1 | 0 | 0 | 0 | 1 | 1 | |
| 0 | 0 | 0 | 0 | 1 | 0 | 0 | 0 | 0 | 0 | 0 | 0 | 1 | 1 | |
| 0 | 0 | 0 | 1 | 1 | 0 | 0 | 1 | 0 | 0 | 0 | 0 | 3 | 3 | |
| 0 | 0 | 0 | 0 | 1 | 0 | 1 | 0 | 0 | 0 | 0 | 0 | 2 | 2 | |
| 1 | 0 | 0 | 0 | 0 | 1 | 0 | 0 | 0 | 1 | 0 | 0 | 3 | 3 | |
| 0 | 0 | 0 | 0 | 1 | 0 | 1 | 0 | 0 | 0 | 0 | 0 | 2 | 2 | |
| 1 | 0 | 0 | 0 | 1 | 1 | 1 | 1 | 0 | 0 | 0 | 0 | 5 | 7 | |
| 0 | 0 | 0 | 0 | 0 | 0 | 0 | 1 | 0 | 0 | 0 | 0 | 1 | 1 | |
| 0 | 0 | 0 | 0 | 0 | 0 | 0 | 0 | 0 | 0 | 0 | 0 | 0 | 17 | |
| 0 | 0 | 0 | 0 | 0 | 0 | 0 | 0 | 0 | 0 | 0 | 0 | 1 | 4 | |
| 0 | 0 | 0 | 1 | 0 | 0 | 0 | 0 | 0 | 0 | 0 | 0 | 2 | 4 | |
| 0 | 0 | 0 | 0 | 0 | 0 | 0 | 0 | 0 | 0 | 0 | 0 | 0 | 0 | |
| 0 | 0 | 0 | 0 | 0 | 0 | 0 | 0 | 0 | 0 | 0 | 0 | 0 | 0 | |
| 0 | 0 | 0 | 0 | 0 | 0 | 0 | 0 | 0 | 0 | 0 | 0 | 0 | 0 | |
| 1 | 0 | 0 | 1 | 1 | 0 | 1 | 1 | 0 | 0 | 0 | 0 | 6 | 8 | |
| 0 | 0 | 0 | 0 | 0 | 0 | 0 | 0 | 0 | 0 | 0 | 0 | 0 | 2 | |
| 0 | 1 | 0 | 0 | 0 | 0 | 0 | 0 | 0 | 0 | 0 | 0 | 1 | 2 | |
| 0 | 0 | 0 | 0 | 0 | 0 | 0 | 0 | 0 | 0 | 0 | 0 | 0 | 0 | |
| 0 | 0 | 0 | 0 | 0 | 0 | 0 | 0 | 0 | 0 | 0 | 0 | 0 | 0 | |
| 0 | 0 | 0 | 0 | 0 | 0 | 0 | 0 | 0 | 0 | 0 | 0 | 0 | 0 | |
| 0 | 0 | 0 | 0 | 0 | 0 | 0 | 0 | 0 | 0 | 0 | 0 | 0 | 0 | |
| 0 | 0 | 0 | 0 | 0 | 0 | 0 | 0 | 0 | 0 | 0 | 0 | 0 | 0 | |
| 1 | 3 | 2 | 5 | 4 | 6 | 7 | 5 | 4 | 4 | 1 | 2 | 49 | 52 | |
| 0 | 0 | 0 | 1 | 4 | 2 | 1 | 2 | 0 | 0 | 0 | 2 | 13 | 13 | |
| 0 | 0 | 1 | 0 | 1 | 0 | 0 | 0 | 0 | 0 | 0 | 0 | 29 | 51 | |
| 0 | 0 | 0 | 0 | 0 | 0 | 0 | 0 | 0 | 0 | 0 | 0 | 10 | 30 | |
| 1 | 0 | 0 | 0 | 0 | 2 | 3 | 2 | 2 | 0 | 0 | 0 | 11 | 11 | |
| 0 | 0 | 0 | 0 | 0 | 0 | 0 | 0 | 0 | 0 | 0 | 0 | 1 | 1 | |
| 0 | 0 | 0 | 0 | 0 | 0 | 0 | 0 | 0 | 0 | 0 | 0 | 0 | 22 | |
| 0 | 0 | 0 | 0 | 0 | 0 | 0 | 0 | 0 | 0 | 0 | 0 | 0 | 17 | |
| 0 | 0 | 0 | 0 | 0 | 0 | 0 | 0 | 0 | 0 | 0 | 0 | 0 | 0 | |
| 0 | 0 | 0 | 0 | 0 | 0 | 0 | 0 | 0 | 0 | 0 | 0 | 0 | 0 | |
| 11 | 13 | 13 | 62 | 22 | 40 | 33 | 20 | 12 | 3 | 2 | 5 | 264 | 304 | |
| 4 | 6 | 4 | 31 | 16 | 13 | 14 | 7 | 3 | 1 | 3 | 0 | 129 | 142 | |
| 0 | 0 | 0 | 0 | 0 | 0 | 0 | 0 | 0 | 0 | 0 | 0 | 0 | 5 | |
| 0 | 0 | 0 | 0 | 0 | 0 | 0 | 0 | 0 | 0 | 0 | 0 | 0 | 1 | |
| 0 | 0 | 0 | 0 | 0 | 0 | 0 | 0 | 0 | 0 | 0 | 0 | 0 | 1 | |
| 0 | 0 | 0 | 0 | 0 | 0 | 0 | 0 | 0 | 0 | 0 | 0 | 0 | 0 | |
| 0 | 0 | 0 | 0 | 0 | 0 | 0 | 0 | 0 | 0 | 0 | 0 | 0 | 13 | |
| 0 | 0 | 0 | 0 | 0 | 0 | 0 | 0 | 0 | 0 | 0 | 0 | 0 | 31 | |
| 24 | 31 | 23 | 114 | 65 | 77 | 70 | 49 | 29 | 15 | 6 | 11 | 632 | 902 | |

Clark Co Schools PD Arrests By Offense and Age

| OFFENSE | SEX | 9 & | | | | | | | Total <18 | 18 | 19 | 20 | 21 |
|--------------------------------------|-----|-------|-------|-------|-----|-----|-----|-------|-----------|----|----|----|----|
| | | Under | 10-12 | 13-14 | 15 | 16 | 17 | | | | | | |
| Murder | M | 0 | 0 | 0 | 0 | 0 | 0 | 0 | 0 | 0 | 0 | 0 | 0 |
| Murder | F | 0 | 0 | 0 | 0 | 0 | 0 | 0 | 0 | 0 | 0 | 0 | 0 |
| Manslaughter by Negligence | M | 0 | 0 | 0 | 0 | 0 | 0 | 0 | 0 | 0 | 0 | 0 | 0 |
| Manslaughter by Negligence | F | 0 | 0 | 0 | 0 | 0 | 0 | 0 | 0 | 0 | 0 | 0 | 0 |
| Forcible Rape | M | 0 | 0 | 0 | 0 | 0 | 0 | 0 | 0 | 0 | 0 | 0 | 0 |
| Forcible Rape | F | 0 | 0 | 0 | 0 | 0 | 0 | 0 | 0 | 0 | 0 | 0 | 0 |
| Robbery | M | 0 | 3 | 9 | 4 | 12 | 6 | 34 | 0 | 1 | 0 | 0 | 0 |
| Robbery | F | 0 | 0 | 0 | 0 | 0 | 0 | 0 | 0 | 0 | 0 | 0 | 0 |
| Aggravated Assault | M | 0 | 4 | 8 | 2 | 6 | 2 | 22 | 0 | 0 | 0 | 0 | 0 |
| Aggravated Assault | F | 0 | 2 | 4 | 2 | 0 | 0 | 8 | 0 | 0 | 0 | 0 | 0 |
| Other Assaults | M | 3 | 77 | 118 | 52 | 49 | 23 | 322 | 0 | 1 | 0 | 0 | 0 |
| Other Assaults | F | 0 | 20 | 64 | 32 | 19 | 11 | 146 | 0 | 0 | 0 | 0 | 0 |
| Burglary | M | 0 | 8 | 23 | 5 | 5 | 9 | 50 | 3 | 1 | 1 | 0 | 0 |
| Burglary | F | 0 | 0 | 7 | 1 | 0 | 1 | 9 | 1 | 0 | 0 | 0 | 0 |
| Larceny--Theft | M | 1 | 21 | 43 | 27 | 9 | 9 | 110 | 6 | 1 | 1 | 1 | 1 |
| Larceny--Theft | F | 1 | 12 | 11 | 4 | 3 | 2 | 33 | 0 | 0 | 0 | 0 | 0 |
| Motor Vehicle Theft | M | 0 | 0 | 1 | 1 | 3 | 2 | 7 | 0 | 0 | 2 | 0 | 0 |
| Motor Vehicle Theft | F | 0 | 0 | 0 | 0 | 0 | 0 | 0 | 0 | 0 | 0 | 0 | 0 |
| Arson | M | 0 | 2 | 16 | 2 | 4 | 1 | 25 | 5 | 1 | 0 | 0 | 0 |
| Arson | F | 0 | 0 | 3 | 2 | 0 | 0 | 5 | 4 | 0 | 0 | 0 | 0 |
| Forgery & Counterfeiting | M | 0 | 0 | 1 | 2 | 1 | 0 | 4 | 0 | 0 | 0 | 0 | 1 |
| Forgery & Counterfeiting | F | 0 | 0 | 0 | 0 | 1 | 0 | 1 | 0 | 0 | 0 | 0 | 0 |
| Fraud | M | 0 | 1 | 2 | 1 | 1 | 0 | 5 | 0 | 0 | 0 | 0 | 0 |
| Fraud | F | 0 | 1 | 3 | 1 | 0 | 0 | 5 | 0 | 0 | 0 | 0 | 0 |
| Embezzlement | M | 0 | 0 | 1 | 0 | 0 | 0 | 1 | 0 | 0 | 0 | 0 | 0 |
| Embezzlement | F | 0 | 0 | 0 | 0 | 0 | 0 | 0 | 0 | 0 | 0 | 0 | 0 |
| Stolen Property-Buy, Possess, Recei | M | 0 | 4 | 7 | 3 | 5 | 2 | 21 | 3 | 0 | 0 | 0 | 0 |
| Stolen Property-Buy, Possess, Recei | F | 0 | 1 | 3 | 2 | 0 | 2 | 8 | 0 | 0 | 0 | 0 | 0 |
| Vandalism | M | 2 | 31 | 74 | 43 | 15 | 10 | 175 | 4 | 3 | 0 | 0 | 0 |
| Vandalism | F | 0 | 5 | 12 | 7 | 2 | 2 | 28 | 0 | 0 | 0 | 0 | 0 |
| Weapons-carrying, possession, etc... | M | 6 | 29 | 77 | 34 | 39 | 29 | 214 | 8 | 2 | 1 | 1 | 1 |
| Weapons-carrying, possession, etc... | F | 0 | 4 | 13 | 5 | 5 | 1 | 28 | 1 | 0 | 0 | 0 | 0 |
| Prostitution & Commercialized Vice | M | 0 | 0 | 0 | 0 | 0 | 0 | 0 | 0 | 0 | 0 | 0 | 0 |
| Prostitution & Commercialized Vice | F | 0 | 0 | 0 | 0 | 0 | 0 | 0 | 0 | 0 | 0 | 0 | 0 |
| Other Sex Offenses | M | 0 | 4 | 10 | 1 | 4 | 4 | 23 | 3 | 1 | 0 | 0 | 0 |
| Other Sex Offenses | F | 0 | 0 | 0 | 0 | 0 | 0 | 0 | 1 | 0 | 0 | 0 | 0 |
| Drug Abuse Violations | M | 1 | 21 | 130 | 95 | 78 | 55 | 380 | 27 | 10 | 0 | 2 | 2 |
| Drug Abuse Violations | F | 0 | 7 | 34 | 17 | 23 | 11 | 92 | 2 | 1 | 1 | 0 | 0 |
| Gambling | M | 0 | 0 | 0 | 0 | 0 | 0 | 0 | 0 | 0 | 0 | 0 | 0 |
| Gambling | F | 0 | 0 | 0 | 0 | 0 | 0 | 0 | 0 | 0 | 0 | 0 | 0 |
| Offenses Against Family & Children | M | 0 | 0 | 0 | 0 | 1 | 3 | 4 | 0 | 1 | 1 | 0 | 0 |
| Offenses Against Family & Children | F | 0 | 0 | 0 | 1 | 1 | 2 | 4 | 0 | 0 | 1 | 0 | 0 |
| Driving Under the Influence | M | 0 | 0 | 0 | 0 | 0 | 0 | 0 | 0 | 0 | 0 | 0 | 0 |
| Driving Under the Influence | F | 0 | 0 | 0 | 0 | 0 | 0 | 0 | 0 | 0 | 0 | 0 | 0 |
| Liquor Laws | M | 0 | 1 | 6 | 10 | 14 | 11 | 42 | 7 | 1 | 0 | 0 | 0 |
| Liquor Laws | F | 0 | 1 | 3 | 3 | 1 | 6 | 14 | 0 | 0 | 1 | 0 | 0 |
| Drunkenness | M | 0 | 0 | 0 | 0 | 0 | 0 | 0 | 0 | 0 | 0 | 0 | 0 |
| Drunkenness | F | 0 | 0 | 0 | 0 | 0 | 0 | 0 | 0 | 0 | 0 | 0 | 0 |
| Disorderly Conduct | M | 3 | 45 | 147 | 72 | 81 | 36 | 384 | 8 | 2 | 0 | 1 | 1 |
| Disorderly Conduct | F | 0 | 35 | 106 | 36 | 32 | 15 | 224 | 1 | 2 | 0 | 0 | 0 |
| Vagrancy | M | 0 | 0 | 0 | 0 | 0 | 0 | 0 | 0 | 0 | 0 | 0 | 0 |
| Vagrancy | F | 0 | 0 | 0 | 0 | 0 | 0 | 0 | 0 | 0 | 0 | 0 | 0 |
| All Other Offenses (except Traffic) | M | 1 | 24 | 119 | 96 | 86 | 60 | 386 | 41 | 12 | 7 | 3 | 3 |
| All Other Offenses (except Traffic) | F | 1 | 7 | 40 | 26 | 21 | 11 | 106 | 4 | 0 | 0 | 0 | 0 |
| Suspicion | M | 0 | 0 | 0 | 0 | 0 | 0 | 0 | 0 | 0 | 0 | 0 | 0 |
| Suspicion | F | 0 | 0 | 0 | 0 | 0 | 0 | 0 | 0 | 0 | 0 | 0 | 0 |
| Curfew and Loitering Law Violations | M | 0 | 0 | 0 | 0 | 0 | 3 | 3 | 0 | 0 | 0 | 0 | 0 |
| Curfew and Loitering Law Violations | F | 0 | 0 | 5 | 1 | 0 | 2 | 8 | 0 | 0 | 0 | 0 | 0 |
| Runaway | M | 0 | 0 | 0 | 0 | 0 | 0 | 0 | 0 | 0 | 0 | 0 | 0 |
| Runaway | F | 0 | 0 | 0 | 0 | 0 | 0 | 0 | 0 | 0 | 0 | 0 | 0 |
| GRAND TOTAL | | 19 | 370 | 1,100 | 590 | 521 | 331 | 2,931 | 129 | 40 | 16 | 9 | 9 |

*The criminal statistics within this publication are only those criminal statistics reported to the Uniform Crime Reporting Program by the participating law enforcement agencies.

Clark Co Schools PD Arrests By Offense and Age

| | 22 | 23 | 24 | 25-29 | 30-34 | 35-39 | 40-44 | 45-49 | 50-54 | 55-59 | 60-64 | over 64 | Total >18 | Grand Total |
|---|----|----|----|-------|-------|-------|-------|-------|-------|-------|-------|------------|-----------|-------------|
| 0 | 0 | 0 | 0 | 0 | 0 | 0 | 0 | 0 | 0 | 0 | 0 | 0 | 0 | 0 |
| 0 | 0 | 0 | 0 | 0 | 0 | 0 | 0 | 0 | 0 | 0 | 0 | 0 | 0 | 0 |
| 0 | 0 | 0 | 0 | 0 | 0 | 0 | 0 | 0 | 0 | 0 | 0 | 0 | 0 | 0 |
| 0 | 0 | 0 | 0 | 0 | 0 | 0 | 0 | 0 | 0 | 0 | 0 | 0 | 0 | 0 |
| 0 | 0 | 0 | 0 | 0 | 0 | 0 | 0 | 0 | 0 | 0 | 0 | 0 | 0 | 0 |
| 0 | 0 | 0 | 0 | 0 | 0 | 0 | 0 | 0 | 0 | 0 | 0 | 0 | 1 | 35 |
| 0 | 0 | 0 | 0 | 0 | 0 | 0 | 0 | 0 | 0 | 0 | 0 | 0 | 0 | 0 |
| 0 | 0 | 0 | 0 | 0 | 0 | 0 | 0 | 0 | 0 | 0 | 0 | 0 | 0 | 22 |
| 0 | 0 | 0 | 0 | 0 | 0 | 0 | 0 | 0 | 0 | 0 | 0 | 0 | 0 | 8 |
| 0 | 0 | 0 | 0 | 0 | 0 | 0 | 0 | 0 | 0 | 0 | 0 | 0 | 1 | 323 |
| 0 | 0 | 0 | 0 | 0 | 0 | 0 | 0 | 0 | 0 | 0 | 0 | 0 | 0 | 146 |
| 1 | 1 | 0 | 1 | 3 | 1 | 2 | 1 | 0 | 0 | 0 | 0 | 0 | 15 | 65 |
| 0 | 0 | 0 | 1 | 0 | 1 | 0 | 0 | 0 | 0 | 0 | 0 | 0 | 3 | 12 |
| 1 | 1 | 0 | 2 | 0 | 1 | 0 | 0 | 0 | 0 | 0 | 0 | 0 | 14 | 124 |
| 0 | 0 | 0 | 0 | 0 | 0 | 0 | 0 | 0 | 0 | 0 | 0 | 0 | 0 | 33 |
| 0 | 0 | 0 | 0 | 1 | 0 | 0 | 0 | 0 | 0 | 0 | 0 | 0 | 3 | 10 |
| 0 | 0 | 0 | 0 | 0 | 0 | 0 | 0 | 0 | 0 | 0 | 0 | 0 | 0 | 0 |
| 0 | 0 | 0 | 0 | 0 | 0 | 2 | 0 | 0 | 0 | 0 | 0 | 0 | 8 | 33 |
| 1 | 0 | 0 | 1 | 0 | 0 | 2 | 0 | 0 | 0 | 0 | 0 | 0 | 8 | 13 |
| 0 | 0 | 0 | 0 | 0 | 0 | 0 | 0 | 0 | 0 | 0 | 0 | 0 | 1 | 5 |
| 0 | 0 | 0 | 0 | 0 | 0 | 0 | 0 | 0 | 0 | 0 | 0 | 0 | 0 | 1 |
| 0 | 0 | 0 | 0 | 0 | 0 | 0 | 0 | 0 | 0 | 0 | 0 | 0 | 0 | 5 |
| 0 | 0 | 0 | 0 | 0 | 0 | 0 | 0 | 0 | 0 | 0 | 0 | 0 | 0 | 5 |
| 0 | 0 | 0 | 0 | 0 | 0 | 0 | 0 | 0 | 0 | 0 | 0 | 0 | 0 | 1 |
| 0 | 0 | 0 | 0 | 0 | 0 | 0 | 0 | 0 | 0 | 0 | 0 | 0 | 0 | 0 |
| 0 | 0 | 0 | 0 | 0 | 0 | 1 | 0 | 0 | 0 | 0 | 0 | 0 | 4 | 25 |
| 0 | 0 | 0 | 0 | 0 | 0 | 0 | 0 | 0 | 0 | 0 | 0 | 0 | 0 | 8 |
| 0 | 0 | 0 | 0 | 0 | 0 | 0 | 0 | 0 | 0 | 0 | 0 | 0 | 7 | 182 |
| 0 | 0 | 0 | 0 | 0 | 0 | 0 | 0 | 0 | 0 | 0 | 0 | 0 | 0 | 28 |
| 0 | 1 | 0 | 0 | 0 | 1 | 0 | 0 | 0 | 0 | 0 | 0 | 0 | 14 | 228 |
| 0 | 0 | 0 | 0 | 0 | 0 | 0 | 0 | 0 | 0 | 0 | 0 | 0 | 1 | 29 |
| 0 | 0 | 0 | 0 | 0 | 0 | 0 | 0 | 0 | 0 | 0 | 0 | 0 | 0 | 0 |
| 0 | 0 | 0 | 0 | 0 | 0 | 0 | 0 | 0 | 0 | 0 | 0 | 0 | 0 | 0 |
| 0 | 0 | 0 | 0 | 0 | 0 | 0 | 0 | 0 | 0 | 0 | 0 | 0 | 4 | 27 |
| 0 | 0 | 0 | 0 | 0 | 0 | 0 | 0 | 0 | 0 | 0 | 0 | 0 | 1 | 1 |
| 2 | 0 | 0 | 3 | 1 | 0 | 0 | 0 | 0 | 0 | 0 | 0 | 0 | 45 | 425 |
| 0 | 0 | 0 | 0 | 0 | 0 | 2 | 0 | 0 | 0 | 0 | 0 | 0 | 6 | 98 |
| 0 | 0 | 0 | 0 | 0 | 0 | 0 | 0 | 0 | 0 | 0 | 0 | 0 | 0 | 0 |
| 0 | 0 | 0 | 0 | 0 | 0 | 0 | 0 | 0 | 0 | 0 | 0 | 0 | 0 | 0 |
| 0 | 0 | 0 | 0 | 1 | 1 | 0 | 0 | 0 | 0 | 0 | 0 | 0 | 4 | 8 |
| 0 | 0 | 0 | 0 | 0 | 0 | 0 | 0 | 0 | 0 | 0 | 0 | 0 | 1 | 5 |
| 0 | 0 | 0 | 0 | 0 | 0 | 0 | 0 | 0 | 0 | 0 | 0 | 0 | 0 | 0 |
| 0 | 0 | 0 | 0 | 0 | 0 | 0 | 0 | 0 | 0 | 0 | 0 | 0 | 0 | 0 |
| 0 | 0 | 0 | 1 | 1 | 0 | 0 | 0 | 1 | 0 | 0 | 0 | 0 | 11 | 53 |
| 0 | 0 | 0 | 0 | 0 | 0 | 1 | 0 | 0 | 1 | 0 | 0 | 0 | 3 | 17 |
| 0 | 0 | 0 | 0 | 0 | 0 | 0 | 0 | 0 | 0 | 0 | 0 | 0 | 0 | 0 |
| 0 | 0 | 0 | 0 | 0 | 0 | 0 | 0 | 0 | 0 | 0 | 0 | 0 | 0 | 0 |
| 0 | 0 | 0 | 3 | 1 | 2 | 0 | 1 | 0 | 0 | 0 | 0 | 0 | 18 | 402 |
| 0 | 0 | 0 | 1 | 1 | 0 | 0 | 0 | 0 | 0 | 0 | 0 | 0 | 5 | 229 |
| 0 | 0 | 0 | 0 | 0 | 0 | 0 | 0 | 0 | 0 | 0 | 0 | 0 | 0 | 0 |
| 0 | 0 | 0 | 0 | 0 | 0 | 0 | 0 | 0 | 0 | 0 | 0 | 0 | 0 | 0 |
| 1 | 0 | 1 | 4 | 2 | 4 | 3 | 0 | 4 | 0 | 1 | 1 | 1 | 84 | 470 |
| 0 | 0 | 0 | 3 | 0 | 2 | 2 | 0 | 0 | 0 | 0 | 0 | 0 | 11 | 117 |
| 0 | 0 | 0 | 0 | 0 | 0 | 0 | 0 | 0 | 0 | 0 | 0 | 0 | 0 | 0 |
| 0 | 0 | 0 | 0 | 0 | 0 | 0 | 0 | 0 | 0 | 0 | 0 | 0 | 0 | 0 |
| 0 | 0 | 0 | 0 | 0 | 0 | 0 | 0 | 0 | 0 | 0 | 0 | 0 | 0 | 3 |
| 0 | 0 | 0 | 0 | 0 | 0 | 0 | 0 | 0 | 0 | 0 | 0 | 0 | 0 | 8 |
| 0 | 0 | 0 | 0 | 0 | 0 | 0 | 0 | 0 | 0 | 0 | 0 | 0 | 0 | 0 |
| 0 | 0 | 0 | 0 | 0 | 0 | 0 | 0 | 0 | 0 | 0 | 0 | 0 | 0 | 0 |
| 6 | 3 | 1 | 20 | 11 | 16 | 12 | 2 | 5 | 1 | 1 | 1 | 1 | 273 | 3,204 |

Douglas Co SO Arrests By Offense and Age

| OFFENSE | SEX | 9 & | | | | | | | Total <18 | 18 | 19 | 20 | 21 |
|--------------------------------------|-----|-------|-------|-------|----|-----|-----|-----|-----------|-----|-----|-----|----|
| | | Under | 10-12 | 13-14 | 15 | 16 | 17 | | | | | | |
| Murder | M | 0 | 0 | 0 | 0 | 0 | 0 | 0 | 0 | 0 | 0 | 0 | |
| | F | 0 | 0 | 0 | 0 | 0 | 0 | 0 | 0 | 0 | 0 | 0 | |
| Manslaughter by Negligence | M | 0 | 0 | 0 | 0 | 0 | 0 | 0 | 0 | 0 | 0 | 0 | |
| | F | 0 | 0 | 0 | 0 | 0 | 0 | 0 | 0 | 0 | 0 | 0 | |
| Forcible Rape | M | 0 | 0 | 0 | 0 | 0 | 0 | 0 | 0 | 0 | 0 | 0 | |
| | F | 0 | 0 | 0 | 0 | 0 | 0 | 0 | 0 | 0 | 0 | 0 | |
| Robbery | M | 0 | 0 | 0 | 0 | 0 | 0 | 0 | 0 | 0 | 0 | 0 | |
| | F | 0 | 0 | 0 | 0 | 0 | 0 | 0 | 0 | 0 | 0 | 0 | |
| Aggravated Assault | M | 0 | 0 | 0 | 1 | 0 | 0 | 1 | 1 | 0 | 0 | 2 | |
| | F | 0 | 0 | 2 | 0 | 0 | 0 | 2 | 0 | 0 | 0 | 0 | |
| Other Assaults | M | 3 | 0 | 7 | 3 | 4 | 1 | 18 | 3 | 4 | 2 | 20 | |
| | F | 1 | 0 | 5 | 6 | 5 | 7 | 24 | 2 | 2 | 1 | 1 | |
| Burglary | M | 0 | 1 | 0 | 1 | 1 | 3 | 6 | 1 | 1 | 1 | 0 | |
| | F | 0 | 0 | 0 | 0 | 0 | 0 | 0 | 0 | 0 | 0 | 1 | |
| Larceny--Theft | M | 0 | 1 | 6 | 2 | 6 | 6 | 21 | 7 | 1 | 6 | 1 | |
| | F | 0 | 0 | 1 | 0 | 1 | 0 | 2 | 1 | 1 | 1 | 0 | |
| Motor Vehicle Theft | M | 0 | 0 | 0 | 0 | 0 | 0 | 0 | 0 | 0 | 0 | 0 | |
| | F | 0 | 0 | 0 | 0 | 0 | 1 | 1 | 0 | 0 | 0 | 0 | |
| Arson | M | 0 | 1 | 0 | 0 | 0 | 0 | 1 | 0 | 0 | 0 | 0 | |
| | F | 0 | 0 | 0 | 0 | 0 | 0 | 0 | 0 | 0 | 0 | 0 | |
| Forgery & Counterfeiting | M | 0 | 0 | 0 | 0 | 0 | 1 | 1 | 0 | 0 | 0 | 1 | |
| | F | 0 | 0 | 0 | 0 | 0 | 0 | 0 | 0 | 0 | 0 | 1 | |
| Fraud | M | 0 | 0 | 0 | 0 | 0 | 0 | 0 | 0 | 0 | 2 | 0 | |
| | F | 0 | 0 | 0 | 0 | 0 | 1 | 1 | 0 | 1 | 0 | 0 | |
| Embezzlement | M | 0 | 0 | 0 | 0 | 0 | 0 | 0 | 0 | 1 | 0 | 0 | |
| | F | 0 | 0 | 0 | 0 | 0 | 0 | 0 | 0 | 0 | 1 | 0 | |
| Stolen Property-Buy, Possess, Recei | M | 0 | 1 | 2 | 1 | 0 | 1 | 5 | 1 | 1 | 0 | 1 | |
| | F | 0 | 0 | 0 | 1 | 1 | 0 | 2 | 0 | 0 | 0 | 0 | |
| Vandalism | M | 0 | 0 | 0 | 0 | 0 | 0 | 0 | 0 | 0 | 0 | 0 | |
| | F | 0 | 0 | 0 | 0 | 1 | 0 | 1 | 0 | 0 | 0 | 0 | |
| Weapons-carrying, possession, etc... | M | 0 | 0 | 0 | 0 | 0 | 0 | 0 | 0 | 0 | 1 | 0 | |
| | F | 0 | 0 | 0 | 0 | 0 | 0 | 0 | 0 | 0 | 0 | 0 | |
| Prostitution & Commercialized Vice | M | 0 | 0 | 0 | 0 | 0 | 0 | 0 | 0 | 0 | 0 | 0 | |
| | F | 0 | 0 | 0 | 0 | 0 | 0 | 0 | 0 | 0 | 0 | 0 | |
| Other Sex Offenses | M | 0 | 0 | 0 | 0 | 0 | 0 | 0 | 0 | 0 | 0 | 0 | |
| | F | 0 | 0 | 0 | 0 | 0 | 0 | 0 | 0 | 0 | 0 | 0 | |
| Drug Abuse Violations | M | 0 | 0 | 3 | 2 | 8 | 3 | 16 | 8 | 2 | 5 | 5 | |
| | F | 0 | 0 | 5 | 1 | 1 | 0 | 7 | 0 | 0 | 0 | 0 | |
| Gambling | M | 0 | 0 | 0 | 0 | 0 | 1 | 1 | 1 | 3 | 3 | 0 | |
| | F | 0 | 0 | 0 | 0 | 0 | 0 | 0 | 0 | 1 | 0 | 0 | |
| Offenses Against Family & Children | M | 0 | 0 | 0 | 0 | 0 | 0 | 0 | 0 | 0 | 0 | 1 | |
| | F | 0 | 0 | 0 | 0 | 0 | 0 | 0 | 0 | 0 | 0 | 1 | |
| Driving Under the Influence | M | 0 | 0 | 0 | 0 | 0 | 0 | 0 | 12 | 9 | 6 | 8 | |
| | F | 0 | 0 | 1 | 0 | 2 | 0 | 3 | 2 | 2 | 2 | 4 | |
| Liquor Laws | M | 0 | 0 | 8 | 18 | 29 | 36 | 91 | 48 | 43 | 32 | 2 | |
| | F | 0 | 1 | 11 | 8 | 13 | 13 | 46 | 22 | 5 | 3 | 1 | |
| Drunkenness | M | 0 | 0 | 0 | 0 | 0 | 0 | 0 | 0 | 1 | 0 | 0 | |
| | F | 0 | 0 | 0 | 0 | 0 | 0 | 0 | 0 | 0 | 0 | 0 | |
| Disorderly Conduct | M | 0 | 0 | 0 | 1 | 1 | 0 | 2 | 0 | 2 | 3 | 6 | |
| | F | 0 | 0 | 0 | 0 | 1 | 0 | 1 | 0 | 0 | 0 | 1 | |
| Vagrancy | M | 0 | 0 | 0 | 1 | 0 | 0 | 1 | 0 | 0 | 0 | 1 | |
| | F | 0 | 0 | 0 | 0 | 0 | 0 | 0 | 0 | 0 | 0 | 0 | |
| All Other Offenses (except Traffic) | M | 2 | 1 | 5 | 9 | 5 | 10 | 32 | 31 | 26 | 26 | 46 | |
| | F | 0 | 0 | 1 | 2 | 4 | 0 | 7 | 6 | 8 | 11 | 9 | |
| Suspicion | M | 0 | 0 | 0 | 0 | 0 | 0 | 0 | 0 | 0 | 0 | 0 | |
| | F | 0 | 0 | 0 | 0 | 0 | 0 | 0 | 0 | 0 | 0 | 0 | |
| Curfew and Loitering Law Violations | M | 0 | 0 | 7 | 8 | 16 | 14 | 45 | 0 | 0 | 0 | 0 | |
| | F | 0 | 0 | 2 | 2 | 9 | 3 | 16 | 0 | 0 | 0 | 0 | |
| Runaway | M | 0 | 1 | 3 | 7 | 11 | 12 | 34 | 0 | 0 | 0 | 0 | |
| | F | 0 | 1 | 11 | 7 | 7 | 7 | 33 | 0 | 0 | 0 | 0 | |
| GRAND TOTAL | | 6 | 8 | 80 | 81 | 126 | 120 | 421 | 146 | 114 | 106 | 113 | |

*The criminal statistics within this publication are only those criminal statistics reported to the Uniform Crime Reporting Program by the participating law enforcement agencies.

Douglas Co SO Arrests By Offense and Age

| | 22 | 23 | 24 | 25-29 | 30-34 | 35-39 | 40-44 | 45-49 | 50-54 | 55-59 | 60-64 | over 64 | Total >18 | Grand Total |
|--|----|----|----|-------|-------|-------|-------|-------|-------|-------|-------|---------|-----------|-------------|
| | 0 | 0 | 0 | 0 | 0 | 0 | 0 | 0 | 0 | 0 | 0 | 0 | 0 | 0 |
| | 0 | 0 | 0 | 0 | 0 | 0 | 0 | 0 | 0 | 0 | 0 | 0 | 0 | 0 |
| | 0 | 0 | 0 | 0 | 0 | 0 | 0 | 0 | 0 | 0 | 0 | 0 | 0 | 0 |
| | 0 | 0 | 0 | 0 | 0 | 0 | 0 | 0 | 0 | 0 | 0 | 0 | 0 | 0 |
| | 0 | 0 | 0 | 0 | 0 | 0 | 1 | 0 | 0 | 0 | 0 | 0 | 1 | 1 |
| | 0 | 0 | 0 | 0 | 0 | 0 | 0 | 0 | 0 | 0 | 0 | 0 | 0 | 0 |
| | 0 | 0 | 0 | 0 | 0 | 0 | 1 | 0 | 0 | 0 | 0 | 0 | 1 | 1 |
| | 0 | 0 | 0 | 0 | 0 | 0 | 0 | 0 | 0 | 0 | 0 | 0 | 0 | 0 |
| | 1 | 2 | 2 | 2 | 1 | 1 | 1 | 1 | 1 | 0 | 0 | 1 | 16 | 17 |
| | 0 | 0 | 0 | 0 | 0 | 1 | 0 | 1 | 0 | 0 | 0 | 0 | 2 | 4 |
| | 7 | 17 | 9 | 36 | 19 | 25 | 23 | 14 | 8 | 7 | 4 | 3 | 201 | 219 |
| | 4 | 0 | 2 | 2 | 9 | 8 | 8 | 8 | 2 | 0 | 0 | 1 | 50 | 74 |
| | 0 | 0 | 3 | 4 | 2 | 2 | 1 | 1 | 0 | 0 | 0 | 0 | 16 | 22 |
| | 0 | 0 | 0 | 1 | 0 | 0 | 0 | 0 | 0 | 0 | 0 | 0 | 2 | 2 |
| | 1 | 3 | 3 | 10 | 3 | 1 | 3 | 4 | 1 | 3 | 1 | 0 | 48 | 69 |
| | 0 | 1 | 0 | 3 | 4 | 2 | 1 | 1 | 0 | 0 | 0 | 0 | 15 | 17 |
| | 1 | 0 | 0 | 0 | 1 | 0 | 0 | 0 | 0 | 0 | 0 | 1 | 3 | 3 |
| | 0 | 0 | 0 | 0 | 1 | 0 | 0 | 0 | 0 | 0 | 0 | 0 | 1 | 2 |
| | 0 | 0 | 0 | 0 | 0 | 0 | 0 | 0 | 0 | 0 | 0 | 0 | 0 | 1 |
| | 0 | 0 | 0 | 0 | 0 | 0 | 0 | 0 | 0 | 0 | 0 | 0 | 0 | 0 |
| | 1 | 0 | 1 | 1 | 1 | 0 | 0 | 0 | 0 | 0 | 0 | 0 | 5 | 6 |
| | 0 | 0 | 0 | 0 | 0 | 0 | 1 | 0 | 0 | 0 | 1 | 0 | 3 | 3 |
| | 0 | 1 | 4 | 2 | 3 | 1 | 4 | 1 | 4 | 2 | 0 | 0 | 24 | 24 |
| | 0 | 0 | 1 | 1 | 2 | 2 | 5 | 1 | 0 | 1 | 4 | 0 | 18 | 19 |
| | 0 | 0 | 0 | 1 | 0 | 0 | 0 | 0 | 1 | 0 | 0 | 0 | 3 | 3 |
| | 0 | 0 | 0 | 0 | 0 | 1 | 0 | 1 | 0 | 0 | 0 | 0 | 3 | 3 |
| | 0 | 0 | 0 | 2 | 1 | 1 | 0 | 1 | 0 | 0 | 0 | 0 | 8 | 13 |
| | 0 | 0 | 0 | 1 | 1 | 0 | 0 | 0 | 0 | 0 | 0 | 0 | 2 | 4 |
| | 0 | 0 | 0 | 0 | 0 | 0 | 0 | 0 | 0 | 0 | 0 | 0 | 0 | 0 |
| | 0 | 0 | 0 | 0 | 0 | 0 | 0 | 0 | 0 | 0 | 0 | 0 | 0 | 1 |
| | 0 | 0 | 0 | 0 | 2 | 0 | 0 | 0 | 0 | 0 | 0 | 0 | 3 | 3 |
| | 0 | 0 | 0 | 0 | 0 | 0 | 0 | 0 | 0 | 0 | 0 | 0 | 0 | 0 |
| | 0 | 0 | 0 | 0 | 0 | 0 | 0 | 0 | 0 | 0 | 0 | 0 | 0 | 0 |
| | 0 | 0 | 0 | 0 | 0 | 0 | 0 | 0 | 0 | 0 | 0 | 0 | 0 | 0 |
| | 0 | 0 | 0 | 0 | 0 | 0 | 1 | 0 | 0 | 0 | 0 | 0 | 1 | 1 |
| | 0 | 0 | 0 | 0 | 0 | 0 | 0 | 0 | 0 | 0 | 0 | 0 | 0 | 0 |
| | 4 | 6 | 1 | 22 | 8 | 7 | 4 | 3 | 3 | 1 | 0 | 0 | 79 | 95 |
| | 3 | 0 | 0 | 1 | 3 | 0 | 1 | 0 | 0 | 1 | 0 | 0 | 9 | 16 |
| | 0 | 0 | 0 | 0 | 0 | 0 | 0 | 0 | 0 | 0 | 0 | 0 | 7 | 8 |
| | 0 | 0 | 0 | 0 | 0 | 0 | 0 | 0 | 0 | 0 | 0 | 0 | 1 | 1 |
| | 0 | 0 | 0 | 0 | 0 | 0 | 1 | 0 | 0 | 0 | 0 | 0 | 2 | 2 |
| | 0 | 0 | 0 | 1 | 0 | 0 | 2 | 1 | 0 | 0 | 0 | 0 | 5 | 5 |
| | 10 | 8 | 11 | 37 | 20 | 33 | 28 | 39 | 17 | 7 | 11 | 3 | 259 | 259 |
| | 1 | 1 | 2 | 9 | 6 | 7 | 12 | 9 | 7 | 4 | 1 | 2 | 71 | 74 |
| | 0 | 0 | 1 | 3 | 1 | 2 | 2 | 0 | 1 | 1 | 0 | 0 | 136 | 227 |
| | 1 | 0 | 0 | 0 | 0 | 0 | 1 | 0 | 1 | 1 | 0 | 0 | 35 | 81 |
| | 0 | 0 | 0 | 0 | 0 | 0 | 0 | 0 | 0 | 0 | 0 | 0 | 1 | 1 |
| | 0 | 0 | 0 | 0 | 0 | 0 | 0 | 0 | 0 | 0 | 0 | 0 | 0 | 0 |
| | 10 | 4 | 6 | 9 | 3 | 8 | 6 | 3 | 3 | 0 | 0 | 1 | 64 | 66 |
| | 0 | 0 | 0 | 0 | 0 | 3 | 2 | 0 | 0 | 0 | 0 | 0 | 6 | 7 |
| | 0 | 0 | 0 | 0 | 1 | 0 | 0 | 0 | 0 | 0 | 0 | 0 | 2 | 3 |
| | 0 | 1 | 0 | 0 | 0 | 0 | 0 | 0 | 0 | 0 | 0 | 0 | 1 | 1 |
| | 31 | 28 | 21 | 98 | 60 | 60 | 55 | 42 | 35 | 8 | 4 | 2 | 573 | 605 |
| | 7 | 8 | 8 | 15 | 10 | 11 | 12 | 14 | 3 | 0 | 2 | 1 | 125 | 132 |
| | 0 | 0 | 0 | 0 | 0 | 0 | 0 | 0 | 0 | 0 | 0 | 0 | 0 | 0 |
| | 0 | 0 | 0 | 0 | 0 | 0 | 0 | 0 | 0 | 0 | 0 | 0 | 0 | 0 |
| | 0 | 0 | 0 | 0 | 0 | 0 | 0 | 0 | 0 | 0 | 0 | 0 | 0 | 45 |
| | 0 | 0 | 0 | 0 | 0 | 0 | 0 | 0 | 0 | 0 | 0 | 0 | 0 | 16 |
| | 0 | 0 | 0 | 0 | 0 | 0 | 0 | 0 | 0 | 0 | 0 | 0 | 0 | 34 |
| | 0 | 0 | 0 | 0 | 0 | 0 | 0 | 0 | 0 | 0 | 0 | 0 | 0 | 33 |
| | 82 | 80 | 75 | 261 | 162 | 176 | 176 | 145 | 87 | 36 | 28 | 15 | 1,802 | 2,223 |

Elko Co SO Arrests By Offense and Age

| OFFENSE | SEX | 9 & Under | | | | | | | | | | | |
|--------------------------------------|-----|-----------|-------|----|----|----|-----------|-----|----|----|----|----|---|
| | | 10-12 | 13-14 | 15 | 16 | 17 | Total <18 | 18 | 19 | 20 | 21 | | |
| Murder | M | 0 | 0 | 0 | 0 | 0 | 0 | 0 | 0 | 0 | 0 | 0 | 0 |
| | F | 0 | 0 | 0 | 0 | 0 | 0 | 0 | 0 | 0 | 0 | 0 | 0 |
| Manslaughter by Negligence | M | 0 | 0 | 0 | 0 | 0 | 0 | 0 | 0 | 0 | 0 | 0 | 0 |
| | F | 0 | 0 | 0 | 0 | 0 | 0 | 0 | 0 | 0 | 0 | 0 | 0 |
| Forcible Rape | M | 0 | 0 | 0 | 0 | 0 | 0 | 0 | 0 | 0 | 0 | 0 | 0 |
| | F | 0 | 0 | 0 | 0 | 0 | 0 | 0 | 0 | 0 | 0 | 0 | 0 |
| Robbery | M | 0 | 0 | 0 | 0 | 0 | 0 | 0 | 0 | 0 | 0 | 0 | 0 |
| | F | 0 | 0 | 0 | 0 | 0 | 0 | 0 | 0 | 0 | 0 | 0 | 0 |
| Aggravated Assault | M | 0 | 0 | 0 | 2 | 0 | 0 | 2 | 0 | 0 | 0 | 0 | 0 |
| | F | 0 | 0 | 0 | 0 | 0 | 0 | 0 | 0 | 0 | 0 | 0 | 0 |
| Other Assaults | M | 0 | 0 | 1 | 0 | 0 | 0 | 1 | 0 | 0 | 2 | 0 | 0 |
| | F | 0 | 0 | 0 | 1 | 1 | 0 | 2 | 0 | 0 | 0 | 0 | 0 |
| Burglary | M | 0 | 0 | 0 | 0 | 3 | 5 | 8 | 1 | 0 | 0 | 2 | 0 |
| | F | 0 | 0 | 0 | 0 | 0 | 0 | 0 | 0 | 0 | 0 | 0 | 0 |
| Larceny--Theft | M | 0 | 0 | 1 | 0 | 1 | 0 | 2 | 0 | 0 | 0 | 0 | 0 |
| | F | 0 | 1 | 0 | 0 | 0 | 0 | 1 | 0 | 0 | 0 | 0 | 0 |
| Motor Vehicle Theft | M | 0 | 0 | 0 | 0 | 0 | 0 | 0 | 0 | 1 | 0 | 0 | 0 |
| | F | 0 | 0 | 0 | 0 | 0 | 0 | 0 | 0 | 0 | 0 | 0 | 0 |
| Arson | M | 0 | 0 | 0 | 0 | 0 | 0 | 0 | 0 | 0 | 0 | 0 | 0 |
| | F | 0 | 0 | 0 | 0 | 0 | 0 | 0 | 0 | 0 | 0 | 0 | 0 |
| Forgery & Counterfeiting | M | 0 | 0 | 0 | 0 | 0 | 0 | 0 | 0 | 0 | 0 | 0 | 0 |
| | F | 0 | 0 | 0 | 0 | 0 | 0 | 0 | 0 | 0 | 0 | 0 | 0 |
| Fraud | M | 0 | 0 | 0 | 0 | 0 | 0 | 0 | 0 | 0 | 0 | 0 | 0 |
| | F | 0 | 0 | 0 | 0 | 0 | 0 | 0 | 0 | 0 | 0 | 0 | 0 |
| Embezzlement | M | 0 | 0 | 0 | 0 | 0 | 0 | 0 | 0 | 0 | 0 | 0 | 0 |
| | F | 0 | 0 | 0 | 0 | 0 | 0 | 0 | 0 | 0 | 0 | 0 | 0 |
| Stolen Property-Buy, Possess, Recei | M | 0 | 0 | 2 | 0 | 2 | 0 | 4 | 1 | 0 | 0 | 0 | 0 |
| | F | 0 | 0 | 1 | 0 | 0 | 0 | 1 | 0 | 0 | 0 | 0 | 0 |
| Vandalism | M | 0 | 0 | 0 | 0 | 1 | 0 | 1 | 0 | 0 | 0 | 0 | 0 |
| | F | 0 | 0 | 1 | 0 | 0 | 0 | 1 | 0 | 0 | 0 | 0 | 0 |
| Weapons-carrying, possession, etc... | M | 0 | 0 | 0 | 0 | 0 | 0 | 0 | 0 | 0 | 0 | 0 | 0 |
| | F | 0 | 0 | 0 | 0 | 0 | 0 | 0 | 0 | 0 | 0 | 0 | 0 |
| Prostitution & Commercialized Vice | M | 0 | 0 | 0 | 0 | 0 | 0 | 0 | 0 | 0 | 0 | 0 | 0 |
| | F | 0 | 0 | 0 | 0 | 0 | 0 | 0 | 0 | 0 | 0 | 0 | 0 |
| Other Sex Offenses | M | 0 | 0 | 0 | 0 | 0 | 0 | 0 | 0 | 0 | 1 | 0 | 0 |
| | F | 0 | 0 | 0 | 0 | 0 | 0 | 0 | 0 | 0 | 0 | 0 | 0 |
| Drug Abuse Violations | M | 0 | 0 | 0 | 0 | 0 | 2 | 2 | 2 | 0 | 1 | 1 | 0 |
| | F | 0 | 0 | 0 | 0 | 0 | 0 | 0 | 0 | 0 | 0 | 0 | 0 |
| Gambling | M | 0 | 0 | 0 | 0 | 0 | 0 | 0 | 0 | 0 | 0 | 0 | 0 |
| | F | 0 | 0 | 0 | 0 | 0 | 0 | 0 | 0 | 0 | 0 | 0 | 0 |
| Offenses Against Family & Children | M | 0 | 0 | 0 | 0 | 0 | 0 | 0 | 2 | 1 | 0 | 1 | 0 |
| | F | 0 | 0 | 1 | 0 | 2 | 0 | 3 | 0 | 0 | 0 | 2 | 0 |
| Driving Under the Influence | M | 0 | 0 | 0 | 0 | 1 | 0 | 1 | 5 | 3 | 2 | 6 | 0 |
| | F | 0 | 0 | 0 | 0 | 1 | 0 | 1 | 0 | 0 | 0 | 0 | 0 |
| Liquor Laws | M | 0 | 0 | 0 | 5 | 6 | 4 | 15 | 4 | 10 | 6 | 1 | 0 |
| | F | 0 | 0 | 0 | 1 | 0 | 4 | 5 | 1 | 0 | 1 | 0 | 0 |
| Drunkenness | M | 0 | 0 | 2 | 5 | 3 | 2 | 12 | 1 | 1 | 0 | 0 | 0 |
| | F | 0 | 0 | 0 | 1 | 0 | 0 | 1 | 0 | 0 | 0 | 0 | 0 |
| Disorderly Conduct | M | 0 | 0 | 0 | 0 | 0 | 0 | 0 | 0 | 0 | 1 | 0 | 0 |
| | F | 0 | 0 | 0 | 0 | 1 | 0 | 1 | 0 | 0 | 0 | 0 | 0 |
| Vagrancy | M | 0 | 0 | 0 | 0 | 0 | 0 | 0 | 0 | 0 | 0 | 0 | 0 |
| | F | 0 | 0 | 0 | 0 | 0 | 0 | 0 | 0 | 0 | 0 | 0 | 0 |
| All Other Offenses (except Traffic) | M | 0 | 0 | 4 | 2 | 3 | 10 | 19 | 5 | 14 | 10 | 15 | 0 |
| | F | 0 | 0 | 1 | 2 | 3 | 3 | 9 | 2 | 1 | 2 | 0 | 0 |
| Suspicion | M | 0 | 0 | 0 | 0 | 0 | 0 | 0 | 0 | 0 | 0 | 0 | 0 |
| | F | 0 | 0 | 0 | 0 | 0 | 0 | 0 | 0 | 0 | 0 | 0 | 0 |
| Curfew and Loitering Law Violations | M | 0 | 0 | 0 | 2 | 0 | 0 | 2 | 0 | 0 | 0 | 0 | 0 |
| | F | 0 | 0 | 1 | 0 | 0 | 0 | 1 | 0 | 0 | 0 | 0 | 0 |
| Runaway | M | 0 | 0 | 3 | 4 | 2 | 0 | 9 | 0 | 0 | 0 | 0 | 0 |
| | F | 0 | 0 | 1 | 0 | 2 | 3 | 6 | 0 | 0 | 0 | 0 | 0 |
| GRAND TOTAL | | 0 | 1 | 19 | 25 | 32 | 33 | 110 | 24 | 31 | 26 | 28 | 0 |

**Arrest Data for Wells PD is included.

*The criminal statistics within this publication are only those criminal statistics reported to the Uniform Crime Reporting Program by the participating law enforcement agencies.

Elko PD Arrests By Offense and Age

| OFFENSE | SEX | 9 & Under | | | | | | | Total <18 | 18 | 19 | 20 | 21 |
|--------------------------------------|-----|-----------|-----------|-----------|-----------|-----------|-----------|------------|-----------|-----------|------------|-----------|----|
| | | 10-12 | 13-14 | 15 | 16 | 17 | | | | | | | |
| Murder | M | 0 | 0 | 0 | 0 | 0 | 0 | 0 | 0 | 0 | 0 | 0 | |
| Murder | F | 0 | 0 | 0 | 0 | 0 | 0 | 0 | 0 | 0 | 0 | 0 | |
| Manslaughter by Negligence | M | 0 | 0 | 0 | 0 | 0 | 0 | 0 | 0 | 0 | 0 | 0 | |
| Manslaughter by Negligence | F | 0 | 0 | 0 | 0 | 0 | 0 | 0 | 0 | 0 | 0 | 0 | |
| Forcible Rape | M | 0 | 0 | 0 | 0 | 0 | 0 | 0 | 0 | 1 | 0 | 0 | |
| Forcible Rape | F | 0 | 0 | 0 | 0 | 0 | 0 | 0 | 0 | 0 | 0 | 0 | |
| Robbery | M | 0 | 0 | 0 | 0 | 0 | 1 | 1 | 0 | 0 | 0 | 2 | |
| Robbery | F | 0 | 0 | 0 | 0 | 0 | 0 | 0 | 0 | 0 | 0 | 0 | |
| Aggravated Assault | M | 0 | 0 | 0 | 0 | 0 | 0 | 0 | 0 | 2 | 1 | 1 | |
| Aggravated Assault | F | 0 | 0 | 0 | 0 | 0 | 0 | 0 | 0 | 0 | 0 | 0 | |
| Other Assaults | M | 0 | 1 | 0 | 0 | 1 | 3 | 5 | 2 | 3 | 5 | 4 | |
| Other Assaults | F | 0 | 1 | 2 | 2 | 2 | 0 | 7 | 0 | 1 | 1 | 2 | |
| Burglary | M | 0 | 1 | 3 | 2 | 2 | 2 | 10 | 2 | 4 | 0 | 0 | |
| Burglary | F | 0 | 0 | 1 | 1 | 0 | 0 | 2 | 0 | 0 | 0 | 0 | |
| Larceny--Theft | M | 0 | 3 | 0 | 1 | 1 | 3 | 8 | 3 | 0 | 3 | 3 | |
| Larceny--Theft | F | 0 | 0 | 1 | 2 | 1 | 1 | 5 | 2 | 0 | 0 | 1 | |
| Motor Vehicle Theft | M | 0 | 0 | 0 | 0 | 0 | 1 | 1 | 2 | 1 | 0 | 0 | |
| Motor Vehicle Theft | F | 0 | 0 | 0 | 0 | 0 | 0 | 0 | 0 | 0 | 0 | 0 | |
| Arson | M | 0 | 0 | 0 | 0 | 0 | 0 | 0 | 0 | 0 | 0 | 0 | |
| Arson | F | 0 | 0 | 1 | 0 | 0 | 0 | 1 | 0 | 0 | 0 | 0 | |
| Forgery & Counterfeiting | M | 0 | 0 | 0 | 0 | 0 | 0 | 0 | 0 | 0 | 0 | 1 | |
| Forgery & Counterfeiting | F | 0 | 0 | 0 | 0 | 0 | 0 | 0 | 0 | 0 | 0 | 0 | |
| Fraud | M | 0 | 0 | 0 | 0 | 0 | 0 | 0 | 1 | 0 | 1 | 0 | |
| Fraud | F | 0 | 0 | 0 | 0 | 0 | 0 | 0 | 0 | 0 | 0 | 0 | |
| Embezzlement | M | 0 | 0 | 0 | 0 | 0 | 0 | 0 | 1 | 0 | 1 | 1 | |
| Embezzlement | F | 0 | 0 | 0 | 0 | 0 | 0 | 0 | 1 | 0 | 0 | 0 | |
| Stolen Property-Buy, Possess, Recei | M | 0 | 0 | 0 | 0 | 0 | 0 | 0 | 0 | 0 | 0 | 0 | |
| Stolen Property-Buy, Possess, Recei | F | 0 | 0 | 0 | 0 | 0 | 1 | 1 | 1 | 0 | 0 | 0 | |
| Vandalism | M | 0 | 0 | 2 | 0 | 2 | 0 | 4 | 1 | 1 | 0 | 0 | |
| Vandalism | F | 0 | 0 | 1 | 0 | 0 | 0 | 1 | 0 | 0 | 0 | 2 | |
| Weapons-carrying, possession, etc... | M | 0 | 0 | 0 | 0 | 0 | 0 | 0 | 1 | 1 | 0 | 2 | |
| Weapons-carrying, possession, etc... | F | 0 | 0 | 0 | 0 | 0 | 0 | 0 | 0 | 0 | 0 | 0 | |
| Prostitution & Commercialized Vice | M | 0 | 0 | 0 | 0 | 0 | 0 | 0 | 0 | 0 | 0 | 0 | |
| Prostitution & Commercialized Vice | F | 0 | 0 | 0 | 0 | 0 | 0 | 0 | 0 | 0 | 0 | 0 | |
| Other Sex Offenses | M | 0 | 0 | 0 | 0 | 0 | 0 | 0 | 0 | 0 | 0 | 0 | |
| Other Sex Offenses | F | 0 | 0 | 0 | 0 | 0 | 0 | 0 | 0 | 0 | 0 | 0 | |
| Drug Abuse Violations | M | 0 | 0 | 0 | 0 | 1 | 4 | 5 | 0 | 5 | 3 | 3 | |
| Drug Abuse Violations | F | 0 | 0 | 0 | 0 | 0 | 0 | 0 | 0 | 2 | 0 | 0 | |
| Gambling | M | 0 | 0 | 0 | 0 | 0 | 0 | 0 | 0 | 0 | 0 | 0 | |
| Gambling | F | 0 | 0 | 0 | 0 | 0 | 0 | 0 | 0 | 0 | 0 | 0 | |
| Offenses Against Family & Children | M | 0 | 0 | 1 | 0 | 0 | 0 | 1 | 0 | 0 | 0 | 0 | |
| Offenses Against Family & Children | F | 0 | 0 | 2 | 0 | 0 | 0 | 2 | 0 | 0 | 0 | 0 | |
| Driving Under the Influence | M | 0 | 0 | 0 | 0 | 0 | 1 | 1 | 2 | 4 | 4 | 4 | |
| Driving Under the Influence | F | 0 | 0 | 0 | 0 | 0 | 0 | 0 | 0 | 0 | 0 | 1 | |
| Liquor Laws | M | 0 | 0 | 3 | 6 | 13 | 27 | 49 | 28 | 42 | 39 | 3 | |
| Liquor Laws | F | 0 | 0 | 3 | 6 | 5 | 12 | 26 | 9 | 4 | 8 | 0 | |
| Drunkenness | M | 0 | 0 | 0 | 0 | 0 | 0 | 0 | 0 | 0 | 0 | 0 | |
| Drunkenness | F | 0 | 0 | 0 | 0 | 0 | 0 | 0 | 0 | 0 | 0 | 0 | |
| Disorderly Conduct | M | 0 | 0 | 1 | 0 | 3 | 1 | 5 | 3 | 2 | 3 | 4 | |
| Disorderly Conduct | F | 0 | 0 | 2 | 1 | 0 | 2 | 5 | 1 | 1 | 1 | 0 | |
| Vagrancy | M | 0 | 0 | 0 | 0 | 0 | 0 | 0 | 0 | 0 | 0 | 0 | |
| Vagrancy | F | 0 | 0 | 0 | 0 | 0 | 0 | 0 | 0 | 0 | 0 | 0 | |
| All Other Offenses (except Traffic) | M | 0 | 1 | 2 | 2 | 7 | 11 | 23 | 13 | 17 | 20 | 17 | |
| All Other Offenses (except Traffic) | F | 0 | 0 | 3 | 5 | 4 | 3 | 15 | 8 | 8 | 11 | 6 | |
| Suspicion | M | 0 | 0 | 1 | 0 | 0 | 1 | 2 | 0 | 0 | 0 | 0 | |
| Suspicion | F | 0 | 0 | 0 | 0 | 1 | 0 | 1 | 0 | 0 | 0 | 0 | |
| Curfew and Loitering Law Violations | M | 0 | 0 | 2 | 3 | 1 | 5 | 11 | 0 | 0 | 0 | 0 | |
| Curfew and Loitering Law Violations | F | 0 | 0 | 1 | 1 | 1 | 1 | 4 | 0 | 0 | 0 | 0 | |
| Runaway | M | 0 | 1 | 3 | 4 | 6 | 7 | 21 | 0 | 0 | 0 | 0 | |
| Runaway | F | 0 | 2 | 9 | 5 | 17 | 10 | 43 | 0 | 0 | 0 | 0 | |
| GRAND TOTAL | | 0 | 10 | 44 | 41 | 68 | 97 | 260 | 81 | 99 | 101 | 57 | |

*The criminal statistics within this publication are only those criminal statistics reported to the Uniform Crime Reporting Program by the participating law enforcement agencies.

Elko PD Arrests By Offense and Age

| 22 | 23 | 24 | 25-29 | 30-34 | 35-39 | 40-44 | 45-49 | 50-54 | 55-59 | 60-64 | over 64 | Total >18 | Grand Total |
|----|----|----|-------|-------|-------|-------|-------|-------|-------|-------|------------|-----------|-------------|
| 0 | 0 | 0 | 0 | 0 | 0 | 0 | 0 | 0 | 0 | 0 | 0 | 0 | 0 |
| 0 | 0 | 0 | 0 | 0 | 0 | 0 | 0 | 0 | 0 | 0 | 0 | 0 | 0 |
| 0 | 0 | 0 | 0 | 0 | 0 | 0 | 0 | 0 | 0 | 0 | 0 | 0 | 0 |
| 0 | 0 | 0 | 0 | 0 | 0 | 0 | 0 | 0 | 0 | 0 | 0 | 1 | 1 |
| 0 | 0 | 0 | 0 | 0 | 0 | 0 | 0 | 0 | 0 | 0 | 0 | 0 | 0 |
| 0 | 1 | 0 | 0 | 0 | 1 | 0 | 0 | 0 | 0 | 0 | 0 | 4 | 5 |
| 0 | 0 | 0 | 0 | 0 | 0 | 0 | 0 | 0 | 0 | 0 | 0 | 0 | 0 |
| 1 | 1 | 0 | 5 | 0 | 1 | 1 | 2 | 0 | 2 | 1 | 0 | 18 | 18 |
| 0 | 0 | 1 | 0 | 0 | 0 | 0 | 0 | 0 | 0 | 0 | 0 | 1 | 1 |
| 4 | 6 | 6 | 27 | 9 | 17 | 20 | 7 | 5 | 2 | 0 | 0 | 117 | 122 |
| 1 | 0 | 1 | 7 | 7 | 4 | 4 | 3 | 1 | 0 | 0 | 0 | 32 | 39 |
| 1 | 0 | 0 | 4 | 1 | 1 | 5 | 1 | 0 | 0 | 0 | 0 | 19 | 29 |
| 0 | 0 | 0 | 0 | 0 | 0 | 0 | 0 | 0 | 0 | 0 | 0 | 0 | 0 |
| 1 | 0 | 0 | 2 | 1 | 2 | 4 | 1 | 1 | 0 | 1 | 0 | 22 | 30 |
| 0 | 1 | 0 | 0 | 0 | 2 | 1 | 3 | 1 | 0 | 0 | 0 | 11 | 16 |
| 0 | 1 | 0 | 0 | 1 | 0 | 0 | 0 | 0 | 0 | 0 | 0 | 5 | 6 |
| 0 | 0 | 0 | 0 | 0 | 0 | 0 | 0 | 0 | 0 | 0 | 0 | 0 | 0 |
| 0 | 0 | 0 | 0 | 0 | 0 | 0 | 0 | 0 | 0 | 0 | 0 | 0 | 0 |
| 0 | 0 | 0 | 0 | 0 | 0 | 0 | 0 | 0 | 0 | 0 | 0 | 0 | 1 |
| 0 | 0 | 0 | 1 | 0 | 0 | 0 | 2 | 0 | 0 | 0 | 0 | 4 | 4 |
| 0 | 0 | 0 | 0 | 1 | 0 | 0 | 0 | 0 | 0 | 0 | 0 | 1 | 1 |
| 0 | 0 | 0 | 1 | 1 | 2 | 2 | 3 | 1 | 0 | 0 | 0 | 12 | 12 |
| 0 | 1 | 0 | 0 | 0 | 0 | 0 | 0 | 0 | 0 | 0 | 0 | 1 | 1 |
| 0 | 0 | 0 | 0 | 0 | 0 | 1 | 1 | 0 | 0 | 0 | 0 | 5 | 5 |
| 0 | 0 | 1 | 0 | 0 | 0 | 0 | 1 | 0 | 0 | 0 | 0 | 3 | 3 |
| 0 | 0 | 0 | 2 | 1 | 4 | 2 | 0 | 0 | 0 | 1 | 0 | 10 | 10 |
| 0 | 0 | 0 | 1 | 0 | 1 | 0 | 0 | 0 | 0 | 0 | 0 | 3 | 4 |
| 0 | 1 | 0 | 3 | 0 | 2 | 0 | 0 | 0 | 0 | 0 | 0 | 8 | 12 |
| 0 | 0 | 0 | 2 | 0 | 0 | 0 | 0 | 0 | 0 | 0 | 0 | 4 | 5 |
| 0 | 0 | 1 | 0 | 0 | 0 | 0 | 0 | 0 | 0 | 0 | 0 | 5 | 5 |
| 0 | 0 | 0 | 0 | 0 | 0 | 0 | 0 | 0 | 0 | 0 | 0 | 0 | 0 |
| 0 | 0 | 0 | 0 | 0 | 0 | 0 | 0 | 0 | 0 | 0 | 0 | 0 | 0 |
| 0 | 0 | 0 | 0 | 0 | 0 | 0 | 0 | 0 | 0 | 0 | 0 | 0 | 0 |
| 1 | 1 | 0 | 0 | 1 | 0 | 0 | 0 | 1 | 0 | 0 | 0 | 4 | 4 |
| 0 | 0 | 0 | 0 | 0 | 0 | 1 | 0 | 0 | 0 | 0 | 0 | 1 | 1 |
| 2 | 3 | 3 | 10 | 1 | 4 | 3 | 1 | 1 | 0 | 0 | 0 | 39 | 44 |
| 0 | 0 | 1 | 1 | 2 | 1 | 2 | 2 | 2 | 0 | 0 | 0 | 13 | 13 |
| 0 | 0 | 0 | 0 | 0 | 0 | 0 | 0 | 0 | 0 | 0 | 0 | 0 | 0 |
| 0 | 0 | 0 | 0 | 0 | 0 | 0 | 0 | 0 | 0 | 0 | 0 | 0 | 0 |
| 0 | 0 | 0 | 0 | 0 | 0 | 0 | 0 | 0 | 0 | 0 | 0 | 0 | 1 |
| 0 | 0 | 0 | 0 | 0 | 0 | 0 | 0 | 0 | 0 | 0 | 0 | 0 | 2 |
| 6 | 6 | 2 | 16 | 13 | 10 | 9 | 6 | 4 | 5 | 4 | 3 | 98 | 99 |
| 0 | 0 | 0 | 4 | 1 | 5 | 4 | 1 | 1 | 0 | 0 | 0 | 17 | 17 |
| 0 | 0 | 3 | 0 | 1 | 0 | 0 | 1 | 0 | 0 | 0 | 0 | 117 | 166 |
| 1 | 0 | 0 | 0 | 0 | 0 | 0 | 0 | 0 | 0 | 0 | 0 | 22 | 48 |
| 0 | 0 | 0 | 0 | 1 | 2 | 0 | 0 | 0 | 0 | 0 | 0 | 3 | 3 |
| 0 | 0 | 0 | 0 | 0 | 0 | 0 | 0 | 0 | 0 | 0 | 0 | 0 | 0 |
| 3 | 0 | 5 | 14 | 6 | 9 | 6 | 2 | 1 | 2 | 0 | 0 | 60 | 65 |
| 0 | 0 | 0 | 3 | 1 | 0 | 4 | 3 | 1 | 2 | 0 | 0 | 17 | 22 |
| 0 | 0 | 0 | 0 | 0 | 0 | 0 | 0 | 0 | 0 | 0 | 0 | 0 | 0 |
| 0 | 0 | 0 | 0 | 0 | 0 | 0 | 0 | 0 | 0 | 0 | 0 | 0 | 0 |
| 25 | 16 | 16 | 66 | 44 | 58 | 47 | 32 | 16 | 4 | 4 | 4 | 399 | 422 |
| 7 | 5 | 5 | 29 | 25 | 25 | 25 | 20 | 12 | 3 | 3 | 0 | 192 | 207 |
| 0 | 0 | 0 | 0 | 0 | 0 | 0 | 0 | 0 | 0 | 0 | 0 | 0 | 2 |
| 0 | 0 | 0 | 0 | 0 | 0 | 0 | 0 | 0 | 0 | 0 | 0 | 0 | 1 |
| 0 | 0 | 0 | 0 | 0 | 0 | 0 | 0 | 0 | 0 | 0 | 0 | 0 | 11 |
| 0 | 0 | 0 | 0 | 0 | 0 | 0 | 0 | 0 | 0 | 0 | 0 | 0 | 4 |
| 0 | 0 | 0 | 0 | 0 | 0 | 0 | 0 | 0 | 0 | 0 | 0 | 0 | 21 |
| 0 | 0 | 0 | 0 | 0 | 0 | 0 | 0 | 0 | 0 | 0 | 0 | 0 | 43 |
| 53 | 43 | 45 | 198 | 118 | 151 | 141 | 92 | 48 | 20 | 14 | 7 | 1268 | 1528 |

Esmeralda SO Arrests By Offense and Age

| OFFENSE | SEX | 9 & | | | | | | Total <18 | 18 | 19 | 20 | 21 | |
|--------------------------------------|-----|-------|-------|-------|----|----|----|-----------|----|----|----|----|---|
| | | Under | 10-12 | 13-14 | 15 | 16 | 17 | | | | | | |
| Murder | M | 0 | 0 | 0 | 0 | 0 | 0 | 0 | 0 | 0 | 0 | 0 | |
| | F | 0 | 0 | 0 | 0 | 0 | 0 | 0 | 0 | 0 | 0 | 0 | |
| Manslaughter by Negligence | M | 0 | 0 | 0 | 0 | 0 | 0 | 0 | 0 | 0 | 0 | 0 | |
| | F | 0 | 0 | 0 | 0 | 0 | 0 | 0 | 0 | 0 | 0 | 0 | |
| Forcible Rape | M | 0 | 0 | 0 | 0 | 0 | 0 | 0 | 0 | 0 | 0 | 0 | |
| | F | 0 | 0 | 0 | 0 | 0 | 0 | 0 | 0 | 0 | 0 | 0 | |
| Robbery | M | 0 | 0 | 0 | 0 | 0 | 0 | 0 | 0 | 0 | 0 | 0 | |
| | F | 0 | 0 | 0 | 0 | 0 | 0 | 0 | 0 | 0 | 0 | 0 | |
| Aggravated Assault | M | 0 | 0 | 0 | 0 | 0 | 0 | 0 | 0 | 0 | 1 | 0 | |
| | F | 0 | 0 | 0 | 0 | 0 | 0 | 0 | 0 | 0 | 0 | 0 | |
| Other Assaults | M | 0 | 0 | 0 | 0 | 0 | 0 | 0 | 0 | 0 | 0 | 1 | |
| | F | 0 | 0 | 0 | 0 | 0 | 0 | 0 | 0 | 0 | 0 | 0 | |
| Burglary | M | 0 | 0 | 0 | 0 | 0 | 0 | 0 | 0 | 0 | 0 | 0 | |
| | F | 0 | 0 | 0 | 0 | 0 | 0 | 0 | 0 | 0 | 0 | 0 | |
| Larceny--Theft | M | 0 | 0 | 0 | 0 | 0 | 0 | 0 | 0 | 0 | 0 | 0 | |
| | F | 0 | 0 | 0 | 0 | 0 | 0 | 0 | 0 | 0 | 0 | 0 | |
| Motor Vehicle Theft | M | 0 | 0 | 0 | 0 | 0 | 0 | 0 | 0 | 0 | 0 | 0 | |
| | F | 0 | 0 | 0 | 0 | 0 | 0 | 0 | 0 | 0 | 0 | 0 | |
| Arson | M | 0 | 0 | 0 | 0 | 0 | 0 | 0 | 0 | 0 | 0 | 0 | |
| | F | 0 | 0 | 0 | 0 | 0 | 0 | 0 | 0 | 0 | 0 | 0 | |
| Forgery & Counterfeiting | M | 0 | 0 | 0 | 0 | 0 | 0 | 0 | 0 | 0 | 0 | 0 | |
| | F | 0 | 0 | 0 | 0 | 0 | 0 | 0 | 0 | 0 | 0 | 0 | |
| Fraud | M | 0 | 0 | 0 | 0 | 0 | 0 | 0 | 0 | 0 | 0 | 0 | |
| | F | 0 | 0 | 0 | 0 | 0 | 0 | 0 | 0 | 0 | 0 | 0 | |
| Embezzlement | M | 0 | 0 | 0 | 0 | 0 | 0 | 0 | 0 | 0 | 0 | 0 | |
| | F | 0 | 0 | 0 | 0 | 0 | 0 | 0 | 0 | 0 | 0 | 0 | |
| Stolen Property-Buy, Possess, Recei | M | 0 | 0 | 0 | 0 | 1 | 0 | 1 | 3 | 0 | 0 | 0 | |
| | F | 0 | 0 | 0 | 0 | 0 | 0 | 0 | 0 | 0 | 0 | 0 | |
| Vandalism | M | 0 | 0 | 0 | 0 | 0 | 0 | 0 | 0 | 0 | 0 | 0 | |
| | F | 0 | 0 | 0 | 0 | 0 | 0 | 0 | 0 | 0 | 0 | 0 | |
| Weapons-carrying, possession, etc... | M | 0 | 0 | 0 | 0 | 0 | 0 | 0 | 0 | 0 | 0 | 0 | |
| | F | 0 | 0 | 0 | 0 | 0 | 0 | 0 | 0 | 0 | 0 | 0 | |
| Prostitution & Commercialized Vice | M | 0 | 0 | 0 | 0 | 0 | 0 | 0 | 0 | 0 | 0 | 0 | |
| | F | 0 | 0 | 0 | 0 | 0 | 0 | 0 | 0 | 0 | 0 | 0 | |
| Other Sex Offenses | M | 0 | 0 | 0 | 0 | 0 | 0 | 0 | 0 | 0 | 0 | 0 | |
| | F | 0 | 0 | 0 | 0 | 0 | 0 | 0 | 0 | 0 | 0 | 0 | |
| Drug Abuse Violations | M | 0 | 0 | 0 | 0 | 0 | 0 | 0 | 0 | 0 | 1 | 0 | |
| | F | 0 | 0 | 0 | 0 | 0 | 0 | 0 | 0 | 0 | 0 | 0 | |
| Gambling | M | 0 | 0 | 0 | 0 | 0 | 0 | 0 | 0 | 0 | 0 | 0 | |
| | F | 0 | 0 | 0 | 0 | 0 | 0 | 0 | 0 | 0 | 0 | 0 | |
| Offenses Against Family & Children | M | 0 | 0 | 0 | 0 | 0 | 0 | 0 | 0 | 0 | 0 | 0 | |
| | F | 0 | 0 | 0 | 0 | 0 | 0 | 0 | 0 | 0 | 0 | 0 | |
| Driving Under the Influence | M | 0 | 0 | 0 | 0 | 0 | 0 | 0 | 0 | 0 | 0 | 0 | |
| | F | 0 | 0 | 0 | 0 | 0 | 0 | 0 | 0 | 0 | 0 | 0 | |
| Liquor Laws | M | 0 | 0 | 0 | 0 | 0 | 0 | 0 | 0 | 0 | 0 | 0 | |
| | F | 0 | 0 | 0 | 0 | 0 | 0 | 0 | 0 | 0 | 0 | 0 | |
| Drunkenness | M | 0 | 0 | 0 | 0 | 0 | 0 | 0 | 0 | 0 | 0 | 0 | |
| | F | 0 | 0 | 0 | 0 | 0 | 0 | 0 | 0 | 0 | 0 | 0 | |
| Disorderly Conduct | M | 0 | 0 | 0 | 0 | 0 | 0 | 0 | 0 | 0 | 0 | 0 | |
| | F | 0 | 0 | 0 | 0 | 0 | 0 | 0 | 0 | 0 | 0 | 0 | |
| Vagrancy | M | 0 | 0 | 0 | 0 | 0 | 0 | 0 | 0 | 0 | 0 | 0 | |
| | F | 0 | 0 | 0 | 0 | 0 | 0 | 0 | 0 | 0 | 0 | 0 | |
| All Other Offenses (except Traffic) | M | 0 | 0 | 0 | 0 | 0 | 0 | 0 | 0 | 0 | 0 | 0 | |
| | F | 0 | 0 | 0 | 0 | 0 | 0 | 0 | 0 | 0 | 1 | 1 | |
| Suspicion | M | 0 | 0 | 0 | 0 | 0 | 0 | 0 | 0 | 0 | 0 | 0 | |
| | F | 0 | 0 | 0 | 0 | 0 | 0 | 0 | 0 | 0 | 0 | 0 | |
| Curfew and Loitering Law Violations | M | 0 | 0 | 0 | 0 | 0 | 0 | 0 | 0 | 0 | 0 | 0 | |
| | F | 0 | 0 | 0 | 0 | 0 | 0 | 0 | 0 | 0 | 0 | 0 | |
| Runaway | M | 0 | 0 | 0 | 0 | 0 | 0 | 0 | 0 | 0 | 0 | 0 | |
| | F | 0 | 0 | 0 | 0 | 0 | 0 | 0 | 0 | 0 | 0 | 0 | |
| GRAND TOTAL | | | 0 | 0 | 0 | 0 | 1 | 0 | 1 | 3 | 0 | 3 | 2 |

*The criminal statistics within this publication are only those criminal statistics reported to the Uniform Crime Reporting Program by the participating law enforcement agencies.

Eureka Co SO Arrests By Offense and Age

| OFFENSE | SEX | 9 & | | | | | | | | | | | |
|--------------------------------------|-----|----------|----------|----------|----------|----------|----------|-----------|----------|----------|----------|----------|---|
| | | Under | 10 -12 | 13-14 | 15 | 16 | 17 | Total <18 | 18 | 19 | 20 | 21 | |
| Murder | M | 0 | 0 | 0 | 0 | 0 | 0 | 0 | 0 | 0 | 0 | 0 | 0 |
| | F | 0 | 0 | 0 | 0 | 0 | 0 | 0 | 0 | 0 | 0 | 0 | 0 |
| Manslaughter by Negligence | M | 0 | 0 | 0 | 0 | 0 | 0 | 0 | 0 | 0 | 0 | 0 | 0 |
| | F | 0 | 0 | 0 | 0 | 0 | 0 | 0 | 0 | 0 | 0 | 0 | 0 |
| Forcible Rape | M | 0 | 0 | 0 | 0 | 0 | 0 | 0 | 0 | 0 | 0 | 0 | 0 |
| | F | 0 | 0 | 0 | 0 | 0 | 0 | 0 | 0 | 0 | 0 | 0 | 0 |
| Robbery | M | 0 | 0 | 0 | 0 | 0 | 0 | 0 | 0 | 0 | 0 | 0 | 0 |
| | F | 0 | 0 | 0 | 0 | 0 | 0 | 0 | 0 | 0 | 0 | 0 | 0 |
| Aggravated Assault | M | 0 | 0 | 0 | 0 | 0 | 0 | 0 | 0 | 0 | 0 | 0 | 1 |
| | F | 0 | 0 | 0 | 0 | 0 | 0 | 0 | 0 | 0 | 0 | 0 | 0 |
| Other Assaults | M | 0 | 0 | 0 | 0 | 0 | 0 | 0 | 0 | 0 | 0 | 0 | 1 |
| | F | 0 | 0 | 0 | 0 | 0 | 0 | 0 | 0 | 0 | 0 | 0 | 0 |
| Burglary | M | 0 | 0 | 0 | 0 | 0 | 0 | 1 | 1 | 0 | 0 | 0 | 0 |
| | F | 0 | 1 | 2 | 1 | 0 | 0 | 4 | 4 | 0 | 0 | 0 | 0 |
| Larceny--Theft | M | 0 | 0 | 0 | 0 | 0 | 0 | 0 | 0 | 0 | 0 | 0 | 0 |
| | F | 0 | 0 | 0 | 0 | 0 | 0 | 0 | 0 | 0 | 0 | 0 | 0 |
| Motor Vehicle Theft | M | 0 | 0 | 0 | 0 | 0 | 0 | 0 | 0 | 0 | 0 | 0 | 0 |
| | F | 0 | 0 | 1 | 0 | 0 | 0 | 1 | 1 | 0 | 0 | 0 | 0 |
| Arson | M | 0 | 0 | 0 | 0 | 0 | 0 | 0 | 0 | 0 | 0 | 0 | 0 |
| | F | 0 | 0 | 0 | 0 | 0 | 0 | 0 | 0 | 0 | 0 | 0 | 0 |
| Forgery & Counterfeiting | M | 0 | 0 | 0 | 0 | 0 | 0 | 0 | 0 | 0 | 0 | 0 | 0 |
| | F | 0 | 0 | 0 | 0 | 0 | 0 | 0 | 0 | 0 | 0 | 0 | 0 |
| Fraud | M | 0 | 0 | 0 | 0 | 0 | 0 | 0 | 0 | 0 | 0 | 0 | 0 |
| | F | 0 | 0 | 0 | 0 | 0 | 0 | 0 | 0 | 0 | 0 | 0 | 0 |
| Embezzlement | M | 0 | 0 | 0 | 0 | 0 | 0 | 0 | 0 | 0 | 0 | 0 | 0 |
| | F | 0 | 0 | 0 | 0 | 0 | 0 | 0 | 0 | 0 | 0 | 0 | 0 |
| Stolen Property-Buy, Possess, Recei | M | 0 | 0 | 0 | 0 | 0 | 0 | 0 | 0 | 0 | 0 | 0 | 0 |
| | F | 0 | 0 | 0 | 0 | 0 | 0 | 0 | 0 | 0 | 0 | 0 | 0 |
| Vandalism | M | 0 | 0 | 0 | 0 | 0 | 0 | 0 | 0 | 0 | 0 | 0 | 0 |
| | F | 0 | 0 | 0 | 0 | 0 | 0 | 0 | 0 | 0 | 0 | 0 | 0 |
| Weapons-carrying, possession, etc... | M | 0 | 0 | 0 | 0 | 0 | 0 | 0 | 0 | 0 | 0 | 0 | 0 |
| | F | 0 | 0 | 0 | 0 | 0 | 0 | 0 | 0 | 0 | 0 | 0 | 0 |
| Prostitution & Commercialized Vice | M | 0 | 0 | 0 | 0 | 0 | 0 | 0 | 0 | 0 | 0 | 0 | 0 |
| | F | 0 | 0 | 0 | 0 | 0 | 0 | 0 | 0 | 0 | 0 | 0 | 0 |
| Other Sex Offenses | M | 0 | 0 | 1 | 0 | 0 | 1 | 2 | 2 | 1 | 0 | 0 | 0 |
| | F | 0 | 0 | 0 | 0 | 0 | 0 | 0 | 0 | 0 | 0 | 0 | 0 |
| Drug Abuse Violations | M | 0 | 0 | 0 | 0 | 0 | 3 | 3 | 3 | 0 | 0 | 0 | 0 |
| | F | 0 | 0 | 0 | 0 | 0 | 0 | 0 | 0 | 0 | 0 | 1 | 0 |
| Gambling | M | 0 | 0 | 0 | 0 | 0 | 0 | 0 | 0 | 0 | 0 | 0 | 0 |
| | F | 0 | 0 | 0 | 0 | 0 | 0 | 0 | 0 | 0 | 0 | 0 | 0 |
| Offenses Against Family & Children | M | 0 | 0 | 0 | 0 | 0 | 0 | 0 | 0 | 0 | 0 | 0 | 0 |
| | F | 0 | 0 | 0 | 0 | 0 | 0 | 0 | 0 | 0 | 0 | 0 | 0 |
| Driving Under the Influence | M | 0 | 0 | 0 | 0 | 0 | 0 | 0 | 0 | 0 | 2 | 1 | 0 |
| | F | 0 | 0 | 0 | 0 | 0 | 1 | 1 | 1 | 0 | 0 | 0 | 0 |
| Liquor Laws | M | 0 | 0 | 0 | 0 | 1 | 1 | 2 | 2 | 1 | 0 | 0 | 0 |
| | F | 0 | 0 | 0 | 0 | 2 | 0 | 2 | 2 | 0 | 0 | 0 | 0 |
| Drunkenness | M | 0 | 0 | 0 | 2 | 0 | 0 | 2 | 2 | 0 | 0 | 0 | 0 |
| | F | 0 | 0 | 0 | 0 | 0 | 0 | 0 | 0 | 0 | 0 | 0 | 0 |
| Disorderly Conduct | M | 0 | 0 | 0 | 0 | 0 | 0 | 0 | 0 | 0 | 0 | 0 | 0 |
| | F | 0 | 0 | 0 | 0 | 0 | 0 | 0 | 0 | 0 | 0 | 0 | 0 |
| Vagrancy | M | 0 | 0 | 0 | 0 | 0 | 0 | 0 | 0 | 0 | 0 | 0 | 0 |
| | F | 0 | 0 | 0 | 0 | 0 | 0 | 0 | 0 | 0 | 0 | 0 | 0 |
| All Other Offenses (except Traffic) | M | 1 | 1 | 1 | 0 | 0 | 0 | 3 | 3 | 0 | 0 | 1 | 1 |
| | F | 0 | 0 | 0 | 0 | 0 | 0 | 0 | 0 | 0 | 0 | 2 | 0 |
| Suspicion | M | 0 | 0 | 0 | 0 | 0 | 0 | 0 | 0 | 0 | 0 | 0 | 0 |
| | F | 0 | 0 | 0 | 0 | 0 | 0 | 0 | 0 | 0 | 0 | 0 | 0 |
| Curfew and Loitering Law Violations | M | 0 | 0 | 0 | 0 | 0 | 0 | 0 | 0 | 0 | 0 | 0 | 0 |
| | F | 0 | 0 | 0 | 0 | 0 | 0 | 0 | 0 | 0 | 0 | 0 | 0 |
| Runaway | M | 0 | 0 | 0 | 0 | 0 | 0 | 0 | 0 | 0 | 0 | 0 | 0 |
| | F | 0 | 0 | 0 | 0 | 0 | 0 | 0 | 0 | 0 | 0 | 0 | 0 |
| GRAND TOTAL | | 1 | 2 | 5 | 3 | 3 | 7 | 21 | 2 | 2 | 5 | 3 | |

*The criminal statistics within this publication are only those criminal statistics reported to the Uniform Crime Reporting Program by the participating law enforcement agencies.

Fallon PD Arrests By Offense and Age

| OFFENSE | SEX | 9 & | | | | | | | Total <18 | 18 | 19 | 20 | 21 |
|--------------------------------------|-----|-------|-------|-------|----|----|----|-----|-----------|----|----|----|----|
| | | Under | 10-12 | 13-14 | 15 | 16 | 17 | | | | | | |
| Murder | M | 0 | 0 | 0 | 0 | 0 | 0 | 0 | 0 | 0 | 0 | 0 | |
| | F | 0 | 0 | 0 | 0 | 0 | 0 | 0 | 0 | 0 | 0 | 0 | |
| Manslaughter by Negligence | M | 0 | 0 | 0 | 0 | 0 | 0 | 0 | 0 | 0 | 0 | 0 | |
| | F | 0 | 0 | 0 | 0 | 0 | 0 | 0 | 0 | 0 | 0 | 0 | |
| Forcible Rape | M | 0 | 0 | 0 | 0 | 0 | 0 | 0 | 0 | 0 | 0 | 0 | |
| | F | 0 | 0 | 0 | 0 | 0 | 0 | 0 | 0 | 0 | 0 | 0 | |
| Robbery | M | 0 | 0 | 0 | 0 | 0 | 0 | 0 | 0 | 0 | 0 | 0 | |
| | F | 0 | 0 | 0 | 0 | 0 | 0 | 0 | 0 | 0 | 0 | 0 | |
| Aggravated Assault | M | 0 | 2 | 0 | 1 | 1 | 0 | 4 | 0 | 0 | 2 | 0 | |
| | F | 0 | 0 | 0 | 0 | 0 | 0 | 0 | 0 | 0 | 0 | 1 | |
| Other Assaults | M | 0 | 0 | 0 | 0 | 1 | 0 | 1 | 2 | 0 | 0 | 0 | |
| | F | 0 | 0 | 1 | 0 | 1 | 0 | 2 | 0 | 0 | 0 | 0 | |
| Burglary | M | 0 | 1 | 0 | 1 | 0 | 1 | 3 | 1 | 0 | 1 | 1 | |
| | F | 0 | 0 | 0 | 0 | 1 | 0 | 1 | 0 | 0 | 0 | 1 | |
| Larceny--Theft | M | 0 | 0 | 2 | 1 | 1 | 1 | 5 | 5 | 0 | 2 | 0 | |
| | F | 0 | 0 | 0 | 2 | 1 | 1 | 4 | 0 | 0 | 0 | 0 | |
| Motor Vehicle Theft | M | 0 | 0 | 0 | 0 | 0 | 0 | 0 | 0 | 0 | 0 | 0 | |
| | F | 0 | 0 | 0 | 0 | 0 | 0 | 0 | 0 | 0 | 0 | 0 | |
| Arson | M | 1 | 1 | 0 | 0 | 0 | 0 | 2 | 0 | 0 | 0 | 0 | |
| | F | 0 | 0 | 0 | 0 | 0 | 0 | 0 | 0 | 0 | 0 | 0 | |
| Forgery & Counterfeiting | M | 0 | 0 | 0 | 0 | 0 | 0 | 0 | 0 | 0 | 0 | 0 | |
| | F | 0 | 0 | 0 | 0 | 0 | 0 | 0 | 0 | 0 | 0 | 0 | |
| Fraud | M | 0 | 0 | 0 | 0 | 0 | 0 | 0 | 1 | 0 | 1 | 0 | |
| | F | 0 | 0 | 0 | 0 | 0 | 0 | 0 | 0 | 0 | 0 | 0 | |
| Embezzlement | M | 0 | 0 | 0 | 0 | 0 | 0 | 0 | 0 | 0 | 0 | 0 | |
| | F | 0 | 0 | 0 | 0 | 0 | 0 | 0 | 0 | 0 | 1 | 0 | |
| Stolen Property-Buy, Possess, Recei | M | 0 | 0 | 1 | 1 | 0 | 1 | 3 | 0 | 0 | 0 | 0 | |
| | F | 0 | 0 | 0 | 0 | 0 | 0 | 0 | 0 | 0 | 0 | 0 | |
| Vandalism | M | 0 | 0 | 0 | 0 | 0 | 0 | 0 | 2 | 0 | 1 | 0 | |
| | F | 0 | 0 | 0 | 0 | 0 | 0 | 0 | 0 | 0 | 0 | 0 | |
| Weapons-carrying, possession, etc... | M | 0 | 0 | 0 | 0 | 0 | 0 | 0 | 0 | 0 | 0 | 0 | |
| | F | 0 | 0 | 0 | 0 | 0 | 0 | 0 | 0 | 0 | 0 | 0 | |
| Prostitution & Commercialized Vice | M | 0 | 0 | 0 | 0 | 0 | 0 | 0 | 0 | 0 | 0 | 0 | |
| | F | 0 | 0 | 0 | 0 | 0 | 0 | 0 | 0 | 0 | 0 | 0 | |
| Other Sex Offenses | M | 0 | 0 | 0 | 0 | 0 | 0 | 0 | 0 | 0 | 0 | 0 | |
| | F | 0 | 0 | 0 | 0 | 0 | 0 | 0 | 0 | 0 | 0 | 0 | |
| Drug Abuse Violations | M | 0 | 0 | 3 | 0 | 3 | 3 | 9 | 0 | 0 | 2 | 5 | |
| | F | 0 | 0 | 0 | 0 | 3 | 1 | 4 | 0 | 0 | 0 | 1 | |
| Gambling | M | 0 | 0 | 0 | 0 | 0 | 0 | 0 | 0 | 0 | 0 | 0 | |
| | F | 0 | 0 | 0 | 0 | 0 | 0 | 0 | 0 | 0 | 0 | 0 | |
| Offenses Against Family & Children | M | 0 | 0 | 0 | 0 | 0 | 0 | 0 | 0 | 0 | 0 | 0 | |
| | F | 0 | 0 | 0 | 0 | 0 | 0 | 0 | 0 | 0 | 0 | 0 | |
| Driving Under the Influence | M | 0 | 0 | 0 | 1 | 0 | 0 | 1 | 0 | 0 | 2 | 2 | |
| | F | 0 | 0 | 0 | 0 | 0 | 1 | 1 | 1 | 0 | 1 | 0 | |
| Liquor Laws | M | 0 | 1 | 3 | 3 | 6 | 10 | 23 | 6 | 3 | 5 | 1 | |
| | F | 0 | 0 | 2 | 4 | 6 | 3 | 15 | 0 | 0 | 1 | 0 | |
| Drunkenness | M | 0 | 0 | 0 | 0 | 0 | 0 | 0 | 0 | 0 | 0 | 0 | |
| | F | 0 | 0 | 0 | 0 | 0 | 0 | 0 | 0 | 0 | 0 | 0 | |
| Disorderly Conduct | M | 0 | 0 | 0 | 2 | 0 | 0 | 2 | 0 | 0 | 0 | 1 | |
| | F | 0 | 0 | 0 | 0 | 1 | 1 | 2 | 1 | 0 | 0 | 0 | |
| Vagrancy | M | 0 | 0 | 0 | 0 | 0 | 0 | 0 | 0 | 0 | 0 | 0 | |
| | F | 0 | 0 | 0 | 0 | 0 | 0 | 0 | 0 | 0 | 0 | 0 | |
| All Other Offenses (except Traffic) | M | 0 | 0 | 1 | 3 | 0 | 1 | 5 | 3 | 2 | 2 | 2 | |
| | F | 0 | 0 | 0 | 0 | 0 | 0 | 0 | 1 | 1 | 0 | 0 | |
| Suspicion | M | 0 | 0 | 0 | 0 | 0 | 0 | 0 | 0 | 0 | 0 | 0 | |
| | F | 0 | 0 | 0 | 0 | 0 | 0 | 0 | 0 | 0 | 0 | 0 | |
| Curfew and Loitering Law Violations | M | 0 | 0 | 0 | 0 | 0 | 0 | 0 | 0 | 0 | 0 | 0 | |
| | F | 0 | 0 | 0 | 0 | 0 | 0 | 0 | 0 | 0 | 0 | 0 | |
| Runaway | M | 1 | 1 | 5 | 3 | 4 | 3 | 17 | 0 | 0 | 0 | 0 | |
| | F | 0 | 3 | 20 | 6 | 4 | 7 | 40 | 0 | 0 | 0 | 0 | |
| GRAND TOTAL | | 2 | 9 | 38 | 28 | 33 | 34 | 144 | 23 | 6 | 21 | 15 | |

*The criminal statistics within this publication are only those criminal statistics reported to the Uniform Crime Reporting Program by the participating law enforcement agencies.

Fallon PD Arrests By Offense and Age

| | 22 | 23 | 24 | 25-29 | 30-34 | 35-39 | 40-44 | 45-49 | 50-54 | 55-59 | 60-64 | over 64 | Total >18 | Grand Total |
|----|----|----|----|-------|-------|-------|-------|-------|-------|-------|-------|------------|-----------|-------------|
| 0 | 0 | 0 | 0 | 0 | 0 | 0 | 0 | 0 | 0 | 0 | 0 | 0 | 0 | 0 |
| 0 | 0 | 0 | 0 | 0 | 0 | 0 | 0 | 0 | 1 | 0 | 0 | 0 | 1 | 1 |
| 0 | 0 | 0 | 0 | 0 | 0 | 0 | 0 | 0 | 0 | 0 | 0 | 0 | 0 | 0 |
| 0 | 0 | 0 | 0 | 0 | 0 | 0 | 0 | 0 | 0 | 0 | 0 | 0 | 0 | 0 |
| 0 | 0 | 0 | 0 | 0 | 0 | 0 | 0 | 0 | 0 | 0 | 0 | 0 | 0 | 0 |
| 0 | 0 | 0 | 1 | 0 | 0 | 0 | 0 | 0 | 0 | 0 | 0 | 0 | 1 | 1 |
| 0 | 0 | 0 | 0 | 0 | 0 | 0 | 0 | 0 | 0 | 0 | 0 | 0 | 0 | 0 |
| 2 | 0 | 3 | 8 | 2 | 7 | 1 | 0 | 1 | 0 | 1 | 1 | 1 | 28 | 32 |
| 0 | 0 | 0 | 1 | 1 | 2 | 2 | 0 | 0 | 0 | 0 | 0 | 0 | 7 | 7 |
| 1 | 2 | 1 | 0 | 0 | 4 | 0 | 0 | 1 | 0 | 0 | 0 | 0 | 11 | 12 |
| 0 | 0 | 0 | 2 | 0 | 1 | 3 | 0 | 0 | 0 | 0 | 0 | 1 | 7 | 9 |
| 2 | 3 | 0 | 2 | 2 | 2 | 5 | 0 | 0 | 0 | 0 | 0 | 0 | 19 | 22 |
| 1 | 2 | 0 | 1 | 0 | 1 | 4 | 1 | 0 | 0 | 0 | 0 | 0 | 11 | 12 |
| 0 | 0 | 0 | 2 | 3 | 1 | 1 | 3 | 0 | 0 | 0 | 0 | 0 | 17 | 22 |
| 0 | 0 | 1 | 0 | 1 | 0 | 0 | 0 | 0 | 0 | 0 | 0 | 0 | 2 | 6 |
| 0 | 0 | 0 | 0 | 0 | 0 | 0 | 0 | 0 | 0 | 0 | 0 | 0 | 0 | 0 |
| 0 | 0 | 0 | 0 | 0 | 0 | 0 | 0 | 0 | 0 | 0 | 0 | 0 | 0 | 0 |
| 0 | 0 | 0 | 0 | 0 | 0 | 0 | 0 | 0 | 0 | 0 | 0 | 0 | 0 | 0 |
| 0 | 0 | 0 | 0 | 0 | 0 | 0 | 0 | 0 | 0 | 0 | 0 | 0 | 0 | 0 |
| 0 | 0 | 0 | 0 | 0 | 0 | 0 | 0 | 0 | 0 | 0 | 0 | 0 | 0 | 0 |
| 1 | 0 | 0 | 4 | 1 | 2 | 0 | 0 | 1 | 0 | 0 | 0 | 0 | 11 | 11 |
| 1 | 1 | 1 | 4 | 3 | 3 | 5 | 1 | 0 | 0 | 0 | 0 | 0 | 19 | 19 |
| 0 | 0 | 0 | 0 | 0 | 1 | 0 | 0 | 0 | 0 | 0 | 0 | 0 | 1 | 1 |
| 0 | 0 | 0 | 0 | 1 | 0 | 0 | 0 | 0 | 0 | 0 | 0 | 0 | 2 | 2 |
| 0 | 0 | 0 | 1 | 0 | 0 | 0 | 0 | 0 | 1 | 0 | 0 | 0 | 2 | 5 |
| 0 | 0 | 0 | 0 | 0 | 2 | 0 | 0 | 1 | 0 | 0 | 0 | 0 | 3 | 3 |
| 0 | 1 | 0 | 3 | 1 | 0 | 0 | 0 | 0 | 0 | 0 | 0 | 0 | 8 | 8 |
| 0 | 0 | 0 | 0 | 0 | 0 | 0 | 0 | 0 | 0 | 0 | 0 | 0 | 0 | 0 |
| 0 | 1 | 0 | 0 | 0 | 0 | 0 | 0 | 0 | 0 | 0 | 0 | 0 | 1 | 1 |
| 0 | 0 | 0 | 0 | 0 | 0 | 0 | 0 | 0 | 0 | 0 | 0 | 0 | 0 | 0 |
| 0 | 0 | 0 | 0 | 0 | 0 | 0 | 0 | 0 | 0 | 0 | 0 | 0 | 0 | 0 |
| 2 | 0 | 0 | 2 | 0 | 0 | 2 | 1 | 0 | 0 | 0 | 0 | 0 | 7 | 7 |
| 0 | 0 | 0 | 0 | 0 | 0 | 0 | 0 | 0 | 0 | 0 | 0 | 0 | 0 | 0 |
| 1 | 4 | 1 | 4 | 0 | 3 | 3 | 1 | 0 | 0 | 0 | 0 | 0 | 24 | 33 |
| 0 | 0 | 1 | 4 | 0 | 1 | 1 | 0 | 0 | 0 | 0 | 0 | 0 | 8 | 12 |
| 0 | 0 | 0 | 0 | 0 | 0 | 0 | 0 | 0 | 0 | 0 | 0 | 0 | 0 | 0 |
| 0 | 0 | 0 | 0 | 0 | 0 | 0 | 0 | 0 | 0 | 0 | 0 | 0 | 0 | 0 |
| 0 | 0 | 0 | 0 | 0 | 0 | 0 | 2 | 0 | 0 | 0 | 0 | 0 | 2 | 2 |
| 0 | 0 | 0 | 1 | 0 | 1 | 0 | 0 | 0 | 0 | 0 | 0 | 0 | 2 | 2 |
| 2 | 2 | 1 | 6 | 4 | 5 | 6 | 4 | 5 | 2 | 4 | 1 | 1 | 46 | 47 |
| 1 | 0 | 1 | 4 | 1 | 2 | 1 | 1 | 1 | 2 | 0 | 0 | 0 | 16 | 17 |
| 0 | 0 | 0 | 0 | 0 | 0 | 0 | 0 | 0 | 0 | 0 | 0 | 0 | 15 | 38 |
| 0 | 0 | 0 | 0 | 0 | 0 | 0 | 0 | 0 | 0 | 0 | 0 | 0 | 1 | 16 |
| 0 | 0 | 0 | 0 | 0 | 0 | 0 | 0 | 0 | 0 | 0 | 0 | 0 | 0 | 0 |
| 0 | 0 | 0 | 0 | 0 | 0 | 0 | 0 | 0 | 0 | 0 | 0 | 0 | 0 | 0 |
| 1 | 0 | 0 | 0 | 0 | 0 | 1 | 0 | 2 | 0 | 0 | 0 | 0 | 5 | 7 |
| 0 | 0 | 0 | 0 | 0 | 0 | 0 | 0 | 1 | 0 | 0 | 0 | 0 | 2 | 4 |
| 0 | 0 | 0 | 0 | 0 | 0 | 0 | 0 | 0 | 0 | 0 | 0 | 0 | 0 | 0 |
| 0 | 0 | 0 | 0 | 0 | 0 | 0 | 0 | 0 | 0 | 0 | 0 | 0 | 0 | 0 |
| 3 | 0 | 1 | 5 | 5 | 3 | 1 | 0 | 2 | 1 | 2 | 1 | 1 | 33 | 38 |
| 0 | 0 | 0 | 1 | 3 | 1 | 3 | 1 | 0 | 1 | 0 | 0 | 0 | 12 | 12 |
| 0 | 0 | 0 | 0 | 0 | 0 | 0 | 0 | 0 | 0 | 0 | 0 | 0 | 0 | 0 |
| 0 | 0 | 0 | 0 | 0 | 0 | 0 | 0 | 0 | 0 | 0 | 0 | 0 | 0 | 0 |
| 0 | 0 | 0 | 0 | 0 | 0 | 0 | 0 | 0 | 0 | 0 | 0 | 0 | 0 | 0 |
| 0 | 0 | 0 | 0 | 0 | 0 | 0 | 0 | 0 | 0 | 0 | 0 | 0 | 0 | 0 |
| 0 | 0 | 0 | 0 | 0 | 0 | 0 | 0 | 0 | 0 | 0 | 0 | 0 | 0 | 17 |
| 0 | 0 | 0 | 0 | 0 | 0 | 0 | 0 | 0 | 0 | 0 | 0 | 0 | 0 | 40 |
| 18 | 16 | 11 | 56 | 28 | 43 | 38 | 19 | 12 | 7 | 7 | 4 | 4 | 324 | 468 |

Henderson PD Arrests By Offense and Age

| OFFENSE | SEX | 9 & Under | | | | | | | Total <18 | 18 | 19 | 20 | 21 |
|--------------------------------------|-----|-----------|-------|-----|-----|-----|-----|-----|-----------|-----|-----|-----|-----|
| | | 10 -12 | 13-14 | 15 | 16 | 17 | | | | | | | |
| Murder | M | 0 | 0 | 0 | 0 | 1 | 0 | 1 | 0 | 0 | 0 | 0 | |
| | F | 0 | 0 | 0 | 0 | 0 | 0 | 0 | 0 | 0 | 0 | 0 | |
| Manslaughter by Negligence | M | 0 | 0 | 0 | 1 | 0 | 0 | 1 | 0 | 0 | 1 | 0 | |
| | F | 0 | 0 | 0 | 0 | 0 | 0 | 0 | 0 | 0 | 0 | 0 | |
| Forcible Rape | M | 0 | 1 | 0 | 0 | 0 | 1 | 2 | 2 | 2 | 0 | 1 | |
| | F | 0 | 0 | 0 | 0 | 0 | 1 | 1 | 0 | 0 | 0 | 0 | |
| Robbery | M | 0 | 0 | 4 | 5 | 5 | 6 | 20 | 3 | 3 | 3 | 10 | |
| | F | 0 | 0 | 0 | 0 | 1 | 2 | 3 | 3 | 0 | 1 | 1 | |
| Aggravated Assault | M | 0 | 0 | 4 | 3 | 6 | 3 | 16 | 6 | 8 | 5 | 4 | |
| | F | 0 | 0 | 2 | 0 | 0 | 1 | 3 | 0 | 0 | 0 | 0 | |
| Other Assaults | M | 2 | 12 | 36 | 36 | 41 | 27 | 154 | 21 | 35 | 32 | 31 | |
| | F | 0 | 5 | 27 | 24 | 33 | 14 | 103 | 10 | 11 | 11 | 18 | |
| Burglary | M | 2 | 1 | 13 | 11 | 13 | 13 | 53 | 10 | 11 | 6 | 8 | |
| | F | 0 | 2 | 6 | 2 | 1 | 1 | 12 | 3 | 3 | 3 | 2 | |
| Larceny--Theft | M | 1 | 7 | 25 | 53 | 31 | 33 | 150 | 33 | 19 | 13 | 12 | |
| | F | 1 | 6 | 50 | 31 | 26 | 24 | 138 | 13 | 18 | 5 | 8 | |
| Motor Vehicle Theft | M | 0 | 0 | 0 | 0 | 0 | 0 | 0 | 1 | 1 | 0 | 0 | |
| | F | 0 | 0 | 0 | 0 | 0 | 0 | 0 | 0 | 0 | 0 | 0 | |
| Arson | M | 0 | 8 | 3 | 1 | 0 | 2 | 14 | 0 | 1 | 0 | 0 | |
| | F | 2 | 0 | 3 | 0 | 0 | 0 | 5 | 0 | 0 | 0 | 0 | |
| Forgery & Counterfeiting | M | 0 | 0 | 0 | 0 | 0 | 0 | 0 | 3 | 1 | 7 | 0 | |
| | F | 0 | 0 | 0 | 0 | 0 | 1 | 1 | 1 | 2 | 1 | 0 | |
| Fraud | M | 0 | 0 | 0 | 1 | 1 | 0 | 2 | 0 | 0 | 0 | 2 | |
| | F | 0 | 0 | 0 | 0 | 1 | 0 | 1 | 0 | 1 | 0 | 1 | |
| Embezzlement | M | 0 | 0 | 0 | 1 | 0 | 2 | 3 | 0 | 2 | 2 | 1 | |
| | F | 0 | 0 | 0 | 0 | 0 | 0 | 0 | 1 | 0 | 0 | 1 | |
| Stolen Property-Buy, Possess, Recei | M | 0 | 0 | 4 | 6 | 4 | 5 | 19 | 12 | 7 | 9 | 5 | |
| | F | 0 | 0 | 1 | 0 | 3 | 1 | 5 | 1 | 2 | 0 | 1 | |
| Vandalism | M | 0 | 11 | 8 | 5 | 3 | 7 | 34 | 2 | 6 | 3 | 1 | |
| | F | 0 | 2 | 1 | 1 | 1 | 0 | 5 | 0 | 1 | 0 | 0 | |
| Weapons-carrying, possession, etc... | M | 0 | 1 | 4 | 6 | 11 | 10 | 32 | 14 | 17 | 15 | 10 | |
| | F | 0 | 0 | 0 | 1 | 1 | 2 | 4 | 2 | 3 | 0 | 1 | |
| Prostitution & Commercialized Vice | M | 0 | 0 | 0 | 0 | 0 | 0 | 0 | 0 | 0 | 0 | 0 | |
| | F | 0 | 0 | 0 | 0 | 0 | 0 | 0 | 0 | 0 | 0 | 0 | |
| Other Sex Offenses | M | 0 | 1 | 3 | 1 | 3 | 0 | 8 | 2 | 0 | 2 | 1 | |
| | F | 0 | 0 | 0 | 0 | 0 | 1 | 1 | 0 | 0 | 0 | 0 | |
| Drug Abuse Violations | M | 0 | 1 | 7 | 9 | 26 | 39 | 82 | 49 | 49 | 39 | 31 | |
| | F | 0 | 0 | 1 | 2 | 3 | 2 | 8 | 11 | 8 | 8 | 3 | |
| Gambling | M | 0 | 0 | 0 | 0 | 0 | 0 | 0 | 0 | 0 | 0 | 0 | |
| | F | 0 | 0 | 0 | 0 | 0 | 0 | 0 | 0 | 0 | 0 | 0 | |
| Offenses Against Family & Children | M | 0 | 0 | 0 | 1 | 0 | 0 | 1 | 35 | 27 | 9 | 9 | |
| | F | 0 | 0 | 0 | 1 | 0 | 1 | 2 | 5 | 3 | 0 | 0 | |
| Driving Under the Influence | M | 0 | 0 | 0 | 0 | 2 | 5 | 7 | 13 | 12 | 22 | 15 | |
| | F | 0 | 0 | 0 | 1 | 1 | 0 | 2 | 2 | 1 | 4 | 6 | |
| Liquor Laws | M | 0 | 0 | 1 | 11 | 11 | 18 | 41 | 16 | 15 | 10 | 0 | |
| | F | 0 | 0 | 1 | 2 | 5 | 6 | 14 | 6 | 4 | 5 | 1 | |
| Drunkenness | M | 0 | 0 | 0 | 0 | 0 | 0 | 0 | 0 | 0 | 0 | 0 | |
| | F | 0 | 0 | 0 | 0 | 0 | 0 | 0 | 0 | 0 | 0 | 0 | |
| Disorderly Conduct | M | 0 | 0 | 6 | 3 | 5 | 11 | 25 | 5 | 4 | 7 | 9 | |
| | F | 0 | 0 | 0 | 1 | 0 | 2 | 3 | 2 | 1 | 0 | 0 | |
| Vagrancy | M | 0 | 0 | 0 | 0 | 0 | 0 | 0 | 0 | 0 | 0 | 0 | |
| | F | 0 | 0 | 0 | 0 | 0 | 0 | 0 | 0 | 0 | 0 | 0 | |
| All Other Offenses (except Traffic) | M | 0 | 5 | 38 | 31 | 24 | 26 | 124 | 56 | 92 | 135 | 115 | |
| | F | 0 | 1 | 10 | 5 | 9 | 7 | 32 | 17 | 26 | 32 | 21 | |
| Suspicion | M | 0 | 0 | 0 | 0 | 0 | 0 | 0 | 0 | 0 | 0 | 0 | |
| | F | 0 | 0 | 0 | 0 | 0 | 0 | 0 | 0 | 0 | 0 | 0 | |
| Curfew and Loitering Law Violations | M | 0 | 2 | 10 | 21 | 26 | 41 | 100 | 0 | 0 | 0 | 0 | |
| | F | 0 | 1 | 16 | 19 | 12 | 10 | 58 | 0 | 0 | 0 | 0 | |
| Runaway | M | 0 | 20 | 63 | 77 | 92 | 55 | 307 | 0 | 0 | 0 | 0 | |
| | F | 2 | 11 | 110 | 87 | 67 | 61 | 338 | 0 | 0 | 0 | 0 | |
| GRAND TOTAL | | | 10 | 98 | 457 | 460 | 469 | 441 | 1,935 | 360 | 396 | 390 | 329 |

*The criminal statistics within this publication are only those criminal statistics reported to the Uniform Crime Reporting Program by the participating law enforcement agencies.

Henderson PD Arrests By Offense and Age

| | 22 | 23 | 24 | 25-29 | 30-34 | 35-39 | 40-44 | 45-49 | 50-54 | 55-59 | 60-64 | over 64 | Total >18 | Grand Total |
|-----|-----|-----|-------|-------|-------|-------|-------|-------|-------|-------|-------|------------|-----------|-------------|
| 0 | 0 | 0 | 0 | 2 | 1 | 0 | 0 | 0 | 0 | 0 | 0 | 0 | 3 | 4 |
| 0 | 0 | 0 | 0 | 0 | 1 | 0 | 0 | 0 | 0 | 0 | 0 | 0 | 1 | 1 |
| 0 | 0 | 0 | 0 | 2 | 0 | 0 | 0 | 0 | 0 | 0 | 0 | 0 | 3 | 4 |
| 0 | 0 | 0 | 0 | 0 | 0 | 0 | 0 | 0 | 0 | 0 | 0 | 0 | 0 | 0 |
| 1 | 0 | 0 | 0 | 0 | 2 | 5 | 1 | 1 | 3 | 0 | 1 | 0 | 19 | 21 |
| 0 | 0 | 0 | 0 | 0 | 0 | 0 | 0 | 0 | 0 | 0 | 0 | 0 | 0 | 1 |
| 3 | 5 | 5 | 15 | 2 | 7 | 2 | 2 | 2 | 1 | 1 | 0 | 0 | 62 | 82 |
| 1 | 0 | 0 | 4 | 0 | 0 | 0 | 0 | 0 | 0 | 0 | 0 | 0 | 10 | 13 |
| 3 | 2 | 2 | 18 | 12 | 9 | 11 | 3 | 3 | 3 | 1 | 1 | 0 | 88 | 104 |
| 0 | 1 | 1 | 4 | 0 | 3 | 4 | 0 | 1 | 0 | 0 | 0 | 0 | 14 | 17 |
| 38 | 30 | 31 | 135 | 124 | 124 | 102 | 74 | 44 | 22 | 10 | 9 | 9 | 862 | 1,016 |
| 8 | 5 | 10 | 55 | 40 | 39 | 33 | 27 | 11 | 6 | 4 | 4 | 4 | 292 | 395 |
| 14 | 11 | 4 | 35 | 22 | 24 | 16 | 11 | 8 | 2 | 1 | 0 | 0 | 183 | 236 |
| 5 | 1 | 6 | 16 | 12 | 14 | 11 | 5 | 3 | 1 | 1 | 1 | 1 | 87 | 99 |
| 10 | 12 | 7 | 46 | 27 | 34 | 34 | 16 | 9 | 1 | 5 | 4 | 4 | 282 | 432 |
| 6 | 8 | 10 | 21 | 22 | 22 | 12 | 18 | 6 | 2 | 1 | 0 | 0 | 172 | 310 |
| 1 | 2 | 1 | 4 | 3 | 0 | 1 | 1 | 2 | 1 | 0 | 0 | 0 | 18 | 18 |
| 0 | 2 | 0 | 0 | 0 | 0 | 0 | 0 | 0 | 0 | 0 | 0 | 0 | 2 | 2 |
| 0 | 0 | 0 | 2 | 1 | 2 | 0 | 0 | 0 | 0 | 0 | 0 | 0 | 6 | 20 |
| 0 | 0 | 0 | 0 | 0 | 0 | 0 | 0 | 0 | 0 | 0 | 0 | 0 | 0 | 5 |
| 4 | 2 | 1 | 4 | 7 | 4 | 4 | 0 | 1 | 1 | 0 | 0 | 0 | 39 | 39 |
| 0 | 1 | 0 | 8 | 4 | 2 | 0 | 2 | 1 | 0 | 0 | 0 | 0 | 22 | 23 |
| 1 | 1 | 1 | 3 | 1 | 2 | 1 | 1 | 0 | 0 | 0 | 0 | 0 | 13 | 15 |
| 0 | 0 | 0 | 0 | 1 | 0 | 0 | 1 | 0 | 0 | 0 | 0 | 0 | 4 | 5 |
| 0 | 1 | 0 | 0 | 0 | 1 | 1 | 0 | 0 | 0 | 0 | 0 | 0 | 8 | 11 |
| 0 | 1 | 0 | 2 | 3 | 0 | 0 | 0 | 0 | 0 | 0 | 0 | 0 | 8 | 8 |
| 4 | 2 | 2 | 27 | 15 | 14 | 14 | 5 | 7 | 1 | 0 | 0 | 0 | 124 | 143 |
| 1 | 0 | 0 | 6 | 5 | 4 | 3 | 4 | 0 | 0 | 0 | 0 | 0 | 27 | 32 |
| 3 | 2 | 4 | 10 | 4 | 4 | 5 | 5 | 0 | 3 | 1 | 2 | 2 | 55 | 89 |
| 0 | 0 | 0 | 0 | 0 | 1 | 2 | 1 | 0 | 0 | 0 | 0 | 0 | 5 | 10 |
| 11 | 8 | 10 | 26 | 22 | 20 | 6 | 12 | 5 | 4 | 0 | 0 | 0 | 180 | 212 |
| 0 | 0 | 0 | 2 | 1 | 1 | 1 | 1 | 0 | 0 | 0 | 0 | 0 | 12 | 16 |
| 0 | 0 | 0 | 0 | 0 | 0 | 1 | 0 | 0 | 0 | 0 | 0 | 0 | 1 | 1 |
| 0 | 0 | 0 | 0 | 0 | 0 | 0 | 0 | 0 | 0 | 0 | 0 | 0 | 0 | 0 |
| 1 | 0 | 1 | 3 | 3 | 9 | 7 | 3 | 3 | 2 | 1 | 2 | 2 | 40 | 48 |
| 0 | 0 | 0 | 1 | 1 | 0 | 0 | 0 | 1 | 0 | 0 | 0 | 0 | 3 | 4 |
| 41 | 21 | 19 | 91 | 57 | 56 | 53 | 40 | 22 | 9 | 2 | 0 | 0 | 579 | 661 |
| 4 | 8 | 8 | 20 | 19 | 18 | 14 | 17 | 1 | 0 | 0 | 0 | 0 | 139 | 147 |
| 0 | 0 | 0 | 0 | 0 | 0 | 0 | 0 | 0 | 0 | 0 | 0 | 0 | 0 | 0 |
| 0 | 0 | 0 | 0 | 0 | 0 | 0 | 0 | 0 | 0 | 0 | 0 | 0 | 0 | 0 |
| 5 | 3 | 0 | 10 | 3 | 7 | 3 | 3 | 6 | 1 | 2 | 0 | 0 | 123 | 124 |
| 0 | 3 | 0 | 3 | 5 | 6 | 8 | 1 | 2 | 0 | 0 | 0 | 0 | 36 | 38 |
| 23 | 15 | 15 | 87 | 55 | 41 | 45 | 38 | 39 | 11 | 10 | 6 | 6 | 447 | 454 |
| 3 | 6 | 7 | 23 | 24 | 16 | 19 | 20 | 16 | 2 | 2 | 2 | 2 | 153 | 155 |
| 2 | 2 | 2 | 3 | 4 | 2 | 4 | 3 | 2 | 1 | 1 | 2 | 2 | 69 | 110 |
| 0 | 1 | 2 | 1 | 5 | 2 | 5 | 3 | 2 | 2 | 0 | 1 | 40 | 54 | |
| 0 | 0 | 0 | 0 | 0 | 0 | 0 | 0 | 0 | 0 | 0 | 0 | 0 | 0 | 0 |
| 0 | 0 | 0 | 0 | 0 | 0 | 0 | 0 | 0 | 0 | 0 | 0 | 0 | 0 | 0 |
| 6 | 6 | 3 | 27 | 8 | 20 | 41 | 50 | 18 | 9 | 5 | 2 | 2 | 220 | 245 |
| 2 | 1 | 0 | 6 | 2 | 4 | 3 | 8 | 6 | 2 | 0 | 0 | 0 | 37 | 40 |
| 0 | 0 | 0 | 0 | 0 | 0 | 1 | 0 | 0 | 0 | 0 | 0 | 0 | 1 | 1 |
| 0 | 0 | 0 | 0 | 0 | 0 | 0 | 0 | 0 | 0 | 0 | 0 | 0 | 0 | 0 |
| 109 | 98 | 86 | 400 | 312 | 305 | 262 | 256 | 141 | 42 | 8 | 19 | 19 | 2,436 | 2,560 |
| 21 | 24 | 22 | 105 | 98 | 96 | 91 | 60 | 29 | 6 | 1 | 0 | 0 | 649 | 681 |
| 0 | 0 | 0 | 0 | 0 | 0 | 0 | 0 | 0 | 0 | 0 | 0 | 0 | 0 | 0 |
| 0 | 0 | 0 | 0 | 0 | 0 | 0 | 0 | 0 | 0 | 0 | 0 | 0 | 0 | 0 |
| 0 | 0 | 0 | 0 | 0 | 0 | 0 | 0 | 0 | 0 | 0 | 0 | 0 | 0 | 100 |
| 0 | 0 | 0 | 0 | 0 | 0 | 0 | 0 | 0 | 0 | 0 | 0 | 0 | 0 | 58 |
| 0 | 0 | 0 | 0 | 0 | 0 | 0 | 0 | 0 | 0 | 0 | 0 | 0 | 0 | 307 |
| 0 | 0 | 0 | 0 | 0 | 0 | 0 | 0 | 0 | 0 | 0 | 0 | 0 | 0 | 338 |
| 331 | 285 | 260 | 1,227 | 928 | 918 | 821 | 692 | 393 | 133 | 57 | 54 | 7,574 | 9,509 | |

Humboldt Co SO Arrests By Offense and Age

| OFFENSE | SEX | 9 & Under | | | | | | | | | | | |
|--------------------------------------|-----|-----------|-------|----|----|----|-----------|----|----|----|----|----|---|
| | | 10-12 | 13-14 | 15 | 16 | 17 | Total <18 | 18 | 19 | 20 | 21 | | |
| Murder | M | 0 | 0 | 0 | 0 | 0 | 0 | 0 | 0 | 0 | 0 | 0 | 0 |
| | F | 0 | 0 | 0 | 0 | 0 | 0 | 0 | 0 | 0 | 0 | 0 | 0 |
| Manslaughter by Negligence | M | 0 | 0 | 0 | 0 | 0 | 0 | 0 | 0 | 0 | 0 | 0 | 0 |
| | F | 0 | 0 | 0 | 0 | 0 | 0 | 0 | 0 | 0 | 0 | 0 | 0 |
| Forcible Rape | M | 0 | 0 | 0 | 0 | 0 | 0 | 0 | 0 | 0 | 0 | 0 | 0 |
| | F | 0 | 0 | 0 | 0 | 0 | 0 | 0 | 0 | 0 | 0 | 0 | 0 |
| Robbery | M | 0 | 0 | 0 | 0 | 0 | 0 | 0 | 0 | 0 | 0 | 0 | 0 |
| | F | 0 | 0 | 0 | 0 | 0 | 0 | 0 | 0 | 0 | 0 | 0 | 0 |
| Aggravated Assault | M | 0 | 0 | 0 | 0 | 0 | 0 | 0 | 0 | 0 | 0 | 0 | 0 |
| | F | 0 | 0 | 0 | 0 | 0 | 0 | 0 | 0 | 0 | 0 | 0 | 0 |
| Other Assaults | M | 0 | 1 | 0 | 2 | 0 | 1 | 4 | 0 | 1 | 0 | 3 | 0 |
| | F | 0 | 0 | 0 | 0 | 0 | 0 | 0 | 1 | 0 | 1 | 0 | 0 |
| Burglary | M | 0 | 0 | 1 | 1 | 0 | 0 | 2 | 1 | 0 | 0 | 0 | 0 |
| | F | 0 | 0 | 0 | 0 | 0 | 0 | 0 | 0 | 0 | 0 | 0 | 0 |
| Larceny--Theft | M | 0 | 0 | 0 | 0 | 0 | 0 | 0 | 0 | 1 | 0 | 1 | 0 |
| | F | 0 | 0 | 0 | 0 | 0 | 1 | 1 | 0 | 0 | 0 | 0 | 0 |
| Motor Vehicle Theft | M | 0 | 0 | 0 | 0 | 0 | 0 | 0 | 0 | 1 | 0 | 0 | 0 |
| | F | 0 | 0 | 0 | 0 | 0 | 1 | 1 | 0 | 0 | 0 | 0 | 0 |
| Arson | M | 0 | 0 | 1 | 1 | 0 | 0 | 2 | 0 | 0 | 0 | 0 | 0 |
| | F | 0 | 0 | 0 | 0 | 0 | 0 | 0 | 0 | 0 | 0 | 0 | 0 |
| Forgery & Counterfeiting | M | 0 | 0 | 0 | 0 | 0 | 0 | 0 | 0 | 0 | 0 | 0 | 0 |
| | F | 0 | 0 | 0 | 0 | 0 | 0 | 0 | 0 | 0 | 0 | 0 | 0 |
| Fraud | M | 0 | 0 | 0 | 0 | 0 | 0 | 0 | 0 | 0 | 0 | 0 | 0 |
| | F | 0 | 0 | 0 | 0 | 0 | 0 | 0 | 0 | 0 | 0 | 0 | 0 |
| Embezzlement | M | 0 | 0 | 0 | 0 | 0 | 0 | 0 | 0 | 0 | 0 | 0 | 0 |
| | F | 0 | 0 | 0 | 0 | 0 | 0 | 0 | 0 | 0 | 0 | 0 | 0 |
| Stolen Property-Buy, Possess, Recei | M | 0 | 0 | 0 | 1 | 0 | 0 | 1 | 0 | 0 | 0 | 0 | 0 |
| | F | 0 | 0 | 0 | 0 | 0 | 0 | 0 | 0 | 0 | 0 | 0 | 0 |
| Vandalism | M | 0 | 0 | 0 | 0 | 0 | 0 | 0 | 0 | 0 | 0 | 0 | 0 |
| | F | 0 | 0 | 0 | 0 | 0 | 0 | 0 | 0 | 0 | 0 | 0 | 0 |
| Weapons-carrying, possession, etc... | M | 0 | 0 | 0 | 0 | 0 | 0 | 0 | 0 | 0 | 0 | 0 | 0 |
| | F | 0 | 0 | 0 | 0 | 0 | 0 | 0 | 0 | 0 | 0 | 0 | 0 |
| Prostitution & Commercialized Vice | M | 0 | 0 | 0 | 0 | 0 | 0 | 0 | 0 | 0 | 0 | 0 | 0 |
| | F | 0 | 0 | 0 | 0 | 0 | 0 | 0 | 0 | 0 | 0 | 0 | 0 |
| Other Sex Offenses | M | 0 | 0 | 0 | 0 | 0 | 0 | 0 | 0 | 0 | 0 | 0 | 0 |
| | F | 0 | 0 | 0 | 0 | 0 | 0 | 0 | 0 | 0 | 0 | 0 | 0 |
| Drug Abuse Violations | M | 0 | 0 | 0 | 1 | 0 | 0 | 1 | 0 | 4 | 3 | 2 | 0 |
| | F | 0 | 0 | 0 | 0 | 0 | 0 | 0 | 2 | 1 | 0 | 0 | 0 |
| Gambling | M | 0 | 0 | 0 | 0 | 0 | 0 | 0 | 0 | 0 | 0 | 0 | 0 |
| | F | 0 | 0 | 0 | 0 | 0 | 0 | 0 | 0 | 0 | 0 | 0 | 0 |
| Offenses Against Family & Children | M | 0 | 1 | 0 | 1 | 0 | 1 | 3 | 1 | 0 | 0 | 0 | 0 |
| | F | 0 | 0 | 1 | 2 | 1 | 0 | 4 | 0 | 0 | 0 | 0 | 0 |
| Driving Under the Influence | M | 0 | 0 | 0 | 0 | 0 | 8 | 8 | 0 | 3 | 5 | 5 | 0 |
| | F | 0 | 0 | 0 | 0 | 1 | 0 | 1 | 2 | 1 | 2 | 1 | 0 |
| Liquor Laws | M | 0 | 0 | 2 | 1 | 5 | 3 | 11 | 3 | 1 | 2 | 0 | 0 |
| | F | 0 | 0 | 1 | 0 | 1 | 1 | 3 | 0 | 0 | 0 | 0 | 0 |
| Drunkenness | M | 0 | 0 | 0 | 0 | 0 | 0 | 0 | 0 | 0 | 0 | 0 | 0 |
| | F | 0 | 0 | 0 | 0 | 0 | 0 | 0 | 0 | 0 | 0 | 0 | 1 |
| Disorderly Conduct | M | 0 | 0 | 0 | 0 | 0 | 0 | 0 | 0 | 0 | 0 | 0 | 1 |
| | F | 0 | 0 | 0 | 0 | 0 | 0 | 0 | 0 | 0 | 0 | 0 | 0 |
| Vagrancy | M | 0 | 0 | 0 | 0 | 0 | 0 | 0 | 0 | 0 | 0 | 0 | 0 |
| | F | 0 | 0 | 0 | 0 | 0 | 0 | 0 | 0 | 0 | 0 | 0 | 0 |
| All Other Offenses (except Traffic) | M | 0 | 0 | 0 | 0 | 0 | 5 | 5 | 0 | 2 | 1 | 0 | 0 |
| | F | 0 | 0 | 0 | 1 | 0 | 0 | 1 | 0 | 0 | 0 | 0 | 0 |
| Suspicion | M | 0 | 0 | 0 | 0 | 0 | 0 | 0 | 0 | 0 | 0 | 0 | 0 |
| | F | 0 | 0 | 0 | 0 | 0 | 0 | 0 | 0 | 0 | 0 | 0 | 0 |
| Curfew and Loitering Law Violations | M | 0 | 0 | 0 | 0 | 1 | 0 | 1 | 0 | 0 | 0 | 0 | 0 |
| | F | 0 | 0 | 0 | 0 | 0 | 0 | 0 | 0 | 0 | 0 | 0 | 0 |
| Runaway | M | 0 | 0 | 2 | 3 | 1 | 3 | 9 | 0 | 0 | 0 | 0 | 0 |
| | F | 0 | 1 | 4 | 2 | 3 | 6 | 16 | 0 | 0 | 0 | 0 | 0 |
| GRAND TOTAL | | 0 | 3 | 12 | 16 | 13 | 30 | 74 | 10 | 15 | 14 | 14 | |

*The criminal statistics within this publication are only those criminal statistics reported to the Uniform Crime Reporting Program by the participating law enforcement agencies.

Humboldt Co SO Arrests By Offense and Age

| | 22 | 23 | 24 | 25-29 | 30-34 | 35-39 | 40-44 | 45-49 | 50-54 | 55-59 | 60-64 | over 64 | Total >18 | Grand Total |
|----|----|----|----|-------|-------|-------|-------|-------|-------|-------|-------|------------|-----------|-------------|
| 0 | 0 | 0 | 0 | 0 | 0 | 0 | 0 | 0 | 0 | 0 | 0 | 0 | 0 | 0 |
| 0 | 0 | 0 | 0 | 0 | 0 | 0 | 0 | 0 | 0 | 0 | 0 | 0 | 0 | 0 |
| 0 | 0 | 0 | 0 | 0 | 0 | 0 | 0 | 0 | 0 | 0 | 0 | 0 | 0 | 0 |
| 0 | 0 | 0 | 0 | 0 | 0 | 0 | 0 | 0 | 0 | 0 | 0 | 0 | 0 | 0 |
| 0 | 0 | 0 | 0 | 0 | 0 | 0 | 0 | 0 | 0 | 0 | 0 | 0 | 0 | 0 |
| 0 | 0 | 1 | 0 | 0 | 0 | 0 | 0 | 1 | 0 | 0 | 0 | 0 | 2 | 2 |
| 0 | 0 | 2 | 2 | 0 | 0 | 0 | 0 | 1 | 0 | 0 | 0 | 0 | 5 | 5 |
| 0 | 1 | 0 | 0 | 0 | 0 | 0 | 0 | 0 | 0 | 0 | 0 | 0 | 1 | 1 |
| 2 | 1 | 0 | 6 | 1 | 5 | 4 | 2 | 3 | 0 | 0 | 0 | 1 | 29 | 33 |
| 0 | 0 | 0 | 5 | 1 | 2 | 0 | 1 | 0 | 0 | 0 | 0 | 0 | 11 | 11 |
| 0 | 0 | 0 | 1 | 1 | 0 | 0 | 0 | 0 | 0 | 0 | 0 | 0 | 3 | 5 |
| 0 | 0 | 0 | 0 | 0 | 0 | 0 | 0 | 0 | 0 | 0 | 0 | 0 | 0 | 0 |
| 0 | 1 | 0 | 1 | 0 | 1 | 0 | 0 | 0 | 0 | 0 | 0 | 0 | 5 | 5 |
| 0 | 0 | 0 | 0 | 0 | 0 | 0 | 0 | 0 | 0 | 0 | 0 | 0 | 0 | 1 |
| 0 | 0 | 0 | 0 | 0 | 0 | 0 | 0 | 1 | 0 | 0 | 0 | 0 | 2 | 2 |
| 0 | 0 | 0 | 0 | 0 | 0 | 0 | 0 | 0 | 0 | 0 | 0 | 0 | 0 | 1 |
| 0 | 0 | 0 | 0 | 0 | 0 | 0 | 0 | 0 | 0 | 0 | 0 | 0 | 0 | 2 |
| 0 | 0 | 0 | 0 | 0 | 0 | 0 | 0 | 0 | 0 | 0 | 0 | 0 | 0 | 0 |
| 0 | 0 | 0 | 0 | 0 | 0 | 0 | 0 | 0 | 0 | 0 | 0 | 0 | 0 | 0 |
| 0 | 0 | 0 | 0 | 0 | 0 | 0 | 0 | 0 | 0 | 0 | 0 | 0 | 0 | 0 |
| 0 | 0 | 0 | 0 | 0 | 0 | 0 | 0 | 0 | 0 | 0 | 0 | 0 | 0 | 0 |
| 0 | 0 | 0 | 0 | 0 | 0 | 0 | 0 | 0 | 0 | 0 | 0 | 0 | 0 | 0 |
| 0 | 0 | 0 | 0 | 0 | 0 | 0 | 0 | 0 | 0 | 0 | 0 | 0 | 0 | 0 |
| 0 | 0 | 0 | 0 | 0 | 0 | 0 | 0 | 0 | 0 | 0 | 0 | 0 | 0 | 0 |
| 0 | 0 | 0 | 0 | 0 | 0 | 0 | 0 | 0 | 0 | 0 | 0 | 0 | 0 | 0 |
| 0 | 0 | 0 | 1 | 2 | 1 | 0 | 0 | 0 | 0 | 0 | 0 | 0 | 4 | 5 |
| 0 | 0 | 0 | 0 | 0 | 0 | 0 | 0 | 0 | 0 | 0 | 0 | 0 | 0 | 0 |
| 0 | 0 | 0 | 0 | 0 | 0 | 0 | 0 | 0 | 0 | 0 | 0 | 0 | 0 | 0 |
| 0 | 0 | 0 | 0 | 0 | 0 | 0 | 0 | 0 | 0 | 0 | 0 | 0 | 0 | 0 |
| 0 | 0 | 0 | 1 | 0 | 1 | 1 | 0 | 0 | 0 | 0 | 0 | 0 | 3 | 3 |
| 0 | 0 | 0 | 0 | 0 | 0 | 0 | 0 | 0 | 0 | 0 | 0 | 0 | 0 | 0 |
| 0 | 0 | 0 | 0 | 0 | 0 | 0 | 0 | 0 | 0 | 0 | 0 | 0 | 0 | 0 |
| 0 | 0 | 0 | 0 | 0 | 0 | 0 | 0 | 0 | 0 | 0 | 0 | 0 | 0 | 0 |
| 0 | 0 | 0 | 0 | 0 | 0 | 0 | 0 | 0 | 0 | 0 | 0 | 0 | 0 | 0 |
| 0 | 0 | 0 | 0 | 0 | 0 | 0 | 0 | 0 | 0 | 0 | 0 | 0 | 0 | 0 |
| 1 | 2 | 0 | 6 | 2 | 1 | 0 | 0 | 1 | 0 | 0 | 0 | 0 | 22 | 23 |
| 0 | 0 | 0 | 0 | 0 | 1 | 1 | 0 | 0 | 0 | 0 | 0 | 0 | 5 | 5 |
| 0 | 0 | 0 | 0 | 0 | 0 | 0 | 0 | 0 | 0 | 0 | 0 | 0 | 0 | 0 |
| 0 | 0 | 0 | 0 | 0 | 0 | 0 | 0 | 0 | 0 | 0 | 0 | 0 | 0 | 0 |
| 0 | 0 | 0 | 0 | 0 | 0 | 0 | 0 | 0 | 0 | 0 | 0 | 0 | 1 | 4 |
| 0 | 0 | 0 | 1 | 0 | 0 | 0 | 0 | 0 | 0 | 0 | 0 | 0 | 1 | 5 |
| 4 | 0 | 4 | 4 | 3 | 10 | 13 | 9 | 7 | 5 | 2 | 0 | 0 | 74 | 82 |
| 1 | 1 | 0 | 3 | 4 | 8 | 7 | 0 | 0 | 1 | 0 | 0 | 0 | 31 | 32 |
| 2 | 0 | 0 | 1 | 0 | 2 | 0 | 0 | 0 | 0 | 0 | 0 | 0 | 11 | 22 |
| 0 | 0 | 0 | 0 | 0 | 0 | 0 | 0 | 0 | 0 | 0 | 0 | 0 | 0 | 3 |
| 1 | 0 | 2 | 1 | 0 | 1 | 1 | 0 | 0 | 0 | 0 | 0 | 0 | 6 | 6 |
| 0 | 0 | 0 | 0 | 1 | 1 | 0 | 0 | 0 | 0 | 0 | 0 | 0 | 3 | 3 |
| 0 | 0 | 0 | 0 | 0 | 2 | 0 | 0 | 0 | 0 | 0 | 0 | 0 | 3 | 3 |
| 0 | 0 | 0 | 0 | 0 | 0 | 1 | 0 | 0 | 0 | 0 | 0 | 0 | 1 | 1 |
| 0 | 0 | 0 | 0 | 0 | 1 | 0 | 0 | 0 | 0 | 0 | 0 | 0 | 1 | 1 |
| 0 | 0 | 0 | 0 | 0 | 0 | 0 | 0 | 0 | 0 | 0 | 0 | 0 | 0 | 0 |
| 0 | 1 | 1 | 4 | 2 | 3 | 2 | 4 | 1 | 0 | 1 | 0 | 0 | 22 | 27 |
| 0 | 1 | 0 | 1 | 1 | 0 | 2 | 0 | 2 | 0 | 0 | 0 | 0 | 7 | 8 |
| 0 | 0 | 0 | 0 | 0 | 0 | 0 | 0 | 0 | 0 | 0 | 0 | 0 | 0 | 0 |
| 0 | 0 | 0 | 0 | 0 | 0 | 0 | 0 | 0 | 0 | 0 | 0 | 0 | 0 | 0 |
| 0 | 0 | 0 | 0 | 0 | 0 | 0 | 0 | 0 | 0 | 0 | 0 | 0 | 0 | 1 |
| 0 | 0 | 0 | 0 | 0 | 0 | 0 | 0 | 0 | 0 | 0 | 0 | 0 | 0 | 0 |
| 0 | 0 | 0 | 0 | 0 | 0 | 0 | 0 | 0 | 0 | 0 | 0 | 0 | 0 | 9 |
| 0 | 0 | 0 | 0 | 0 | 0 | 0 | 0 | 0 | 0 | 0 | 0 | 0 | 0 | 16 |
| 11 | 8 | 10 | 38 | 18 | 40 | 32 | 19 | 14 | 6 | 3 | 1 | 253 | 327 | |

Lander Co SO Arrests By Offense and Age

| OFFENSE | SEX | 9 & Total <18 | | | | | | | | | | | |
|--------------------------------------|-----|---------------|--------|-------|----|----|----|-----------|----|----|----|----|---|
| | | Under | 10 -12 | 13-14 | 15 | 16 | 17 | Total <18 | 18 | 19 | 20 | 21 | |
| Murder | M | 0 | 0 | 0 | 0 | 0 | 0 | 0 | 0 | 0 | 0 | 0 | 0 |
| | F | 0 | 0 | 0 | 0 | 0 | 0 | 0 | 0 | 0 | 0 | 0 | 0 |
| Manslaughter by Negligence | M | 0 | 0 | 0 | 0 | 0 | 0 | 0 | 0 | 0 | 0 | 0 | 0 |
| | F | 0 | 0 | 0 | 0 | 0 | 0 | 0 | 0 | 0 | 0 | 0 | 0 |
| Forcible Rape | M | 0 | 0 | 0 | 0 | 0 | 0 | 0 | 0 | 0 | 0 | 0 | 0 |
| | F | 0 | 0 | 0 | 0 | 0 | 0 | 0 | 0 | 0 | 0 | 0 | 0 |
| Robbery | M | 0 | 0 | 0 | 0 | 0 | 0 | 0 | 0 | 0 | 0 | 0 | 0 |
| | F | 0 | 0 | 0 | 0 | 0 | 0 | 0 | 0 | 0 | 0 | 0 | 0 |
| Aggravated Assault | M | 0 | 0 | 0 | 0 | 0 | 0 | 0 | 0 | 0 | 0 | 0 | 1 |
| | F | 0 | 0 | 0 | 0 | 0 | 0 | 0 | 0 | 0 | 0 | 0 | 0 |
| Other Assaults | M | 0 | 1 | 0 | 3 | 0 | 0 | 4 | 1 | 0 | 1 | 3 | |
| | F | 1 | 0 | 1 | 0 | 0 | 0 | 2 | 2 | 0 | 0 | 1 | |
| Burglary | M | 0 | 0 | 7 | 0 | 0 | 0 | 7 | 1 | 0 | 0 | 0 | |
| | F | 0 | 0 | 0 | 0 | 0 | 0 | 0 | 0 | 0 | 0 | 0 | |
| Larceny--Theft | M | 0 | 0 | 0 | 1 | 0 | 1 | 2 | 0 | 0 | 0 | 0 | |
| | F | 0 | 0 | 0 | 0 | 0 | 0 | 0 | 0 | 0 | 0 | 0 | |
| Motor Vehicle Theft | M | 0 | 0 | 2 | 0 | 0 | 0 | 2 | 0 | 0 | 0 | 0 | |
| | F | 0 | 0 | 0 | 0 | 0 | 0 | 0 | 0 | 0 | 0 | 0 | |
| Arson | M | 0 | 0 | 0 | 0 | 0 | 0 | 0 | 0 | 0 | 0 | 0 | |
| | F | 0 | 0 | 0 | 0 | 0 | 0 | 0 | 0 | 0 | 0 | 0 | |
| Forgery & Counterfeiting | M | 0 | 0 | 0 | 0 | 0 | 0 | 0 | 0 | 0 | 0 | 0 | |
| | F | 0 | 0 | 0 | 0 | 0 | 0 | 0 | 0 | 0 | 0 | 0 | |
| Fraud | M | 0 | 0 | 0 | 0 | 0 | 0 | 0 | 1 | 0 | 0 | 0 | |
| | F | 0 | 0 | 0 | 0 | 0 | 0 | 0 | 0 | 0 | 0 | 0 | |
| Embezzlement | M | 0 | 0 | 0 | 0 | 0 | 0 | 0 | 0 | 0 | 0 | 0 | |
| | F | 0 | 0 | 0 | 0 | 0 | 0 | 0 | 0 | 0 | 0 | 0 | |
| Stolen Property-Buy, Possess, Recei | M | 0 | 0 | 0 | 0 | 0 | 0 | 0 | 0 | 0 | 0 | 0 | |
| | F | 0 | 0 | 0 | 0 | 0 | 0 | 0 | 0 | 0 | 0 | 0 | |
| Vandalism | M | 0 | 0 | 0 | 0 | 0 | 0 | 0 | 0 | 0 | 0 | 0 | |
| | F | 0 | 0 | 0 | 0 | 0 | 0 | 0 | 0 | 0 | 0 | 0 | |
| Weapons-carrying, possession, etc... | M | 0 | 0 | 0 | 0 | 0 | 0 | 0 | 0 | 0 | 0 | 0 | |
| | F | 0 | 0 | 0 | 0 | 0 | 0 | 0 | 0 | 0 | 0 | 0 | |
| Prostitution & Commercialized Vice | M | 0 | 0 | 0 | 0 | 0 | 0 | 0 | 0 | 0 | 0 | 0 | |
| | F | 0 | 0 | 0 | 0 | 0 | 0 | 0 | 1 | 0 | 0 | 0 | |
| Other Sex Offenses | M | 0 | 0 | 0 | 0 | 0 | 0 | 0 | 0 | 0 | 0 | 0 | |
| | F | 0 | 0 | 0 | 0 | 0 | 0 | 0 | 0 | 0 | 0 | 0 | |
| Drug Abuse Violations | M | 0 | 0 | 0 | 0 | 0 | 0 | 0 | 0 | 0 | 0 | 0 | |
| | F | 0 | 0 | 0 | 0 | 0 | 0 | 0 | 0 | 0 | 0 | 0 | |
| Gambling | M | 0 | 0 | 0 | 0 | 0 | 0 | 0 | 0 | 0 | 0 | 0 | |
| | F | 0 | 0 | 0 | 0 | 0 | 0 | 0 | 0 | 0 | 0 | 0 | |
| Offenses Against Family & Children | M | 0 | 0 | 0 | 0 | 0 | 0 | 0 | 1 | 1 | 0 | 0 | |
| | F | 0 | 0 | 0 | 0 | 0 | 0 | 0 | 0 | 1 | 0 | 0 | |
| Driving Under the Influence | M | 0 | 0 | 0 | 0 | 0 | 1 | 1 | 0 | 1 | 1 | 0 | |
| | F | 0 | 0 | 0 | 0 | 0 | 0 | 0 | 0 | 0 | 0 | 0 | |
| Liquor Laws | M | 0 | 0 | 0 | 0 | 0 | 1 | 1 | 1 | 0 | 1 | 0 | |
| | F | 0 | 0 | 0 | 0 | 1 | 0 | 1 | 0 | 0 | 0 | 0 | |
| Drunkenness | M | 0 | 0 | 0 | 0 | 0 | 0 | 0 | 0 | 0 | 0 | 0 | |
| | F | 0 | 0 | 0 | 0 | 0 | 0 | 0 | 0 | 0 | 0 | 0 | |
| Disorderly Conduct | M | 0 | 0 | 0 | 0 | 0 | 0 | 0 | 0 | 0 | 0 | 0 | |
| | F | 0 | 0 | 0 | 0 | 0 | 0 | 0 | 0 | 0 | 0 | 0 | |
| Vagrancy | M | 0 | 0 | 0 | 0 | 0 | 0 | 0 | 0 | 0 | 0 | 0 | |
| | F | 0 | 0 | 0 | 0 | 0 | 0 | 0 | 0 | 0 | 0 | 0 | |
| All Other Offenses (except Traffic) | M | 0 | 0 | 1 | 2 | 1 | 1 | 5 | 3 | 2 | 1 | 2 | |
| | F | 0 | 0 | 0 | 1 | 1 | 0 | 2 | 1 | 0 | 0 | 0 | |
| Suspicion | M | 0 | 0 | 0 | 0 | 0 | 0 | 0 | 0 | 0 | 0 | 0 | |
| | F | 0 | 0 | 0 | 0 | 0 | 0 | 0 | 0 | 0 | 0 | 0 | |
| Curfew and Loitering Law Violations | M | 0 | 0 | 0 | 0 | 0 | 0 | 0 | 0 | 0 | 0 | 0 | |
| | F | 0 | 0 | 0 | 0 | 0 | 0 | 0 | 0 | 0 | 0 | 0 | |
| Runaway | M | 0 | 0 | 0 | 0 | 0 | 0 | 0 | 0 | 0 | 0 | 0 | |
| | F | 0 | 0 | 0 | 1 | 0 | 1 | 2 | 0 | 0 | 0 | 0 | |
| GRAND TOTAL | | | 1 | 1 | 11 | 8 | 3 | 5 | 29 | 12 | 5 | 4 | 7 |

*The criminal statistics within this publication are only those criminal statistics reported to the Uniform Crime Reporting Program by the participating law enforcement agencies.

Las Vegas Metro PD Arrests By Offense and Age

| OFFENSE | SEX | 9 & | | | | | | | Total <18 | 18 | 19 | 20 | 21 |
|--------------------------------------|-----|-------|--------|-------|-----|-------|-------|-------|-----------|-------|-------|-------|-------|
| | | Under | 10 -12 | 13-14 | 15 | 16 | 17 | | | | | | |
| Murder | M | 0 | 0 | 0 | 1 | 1 | 4 | 6 | 10 | 7 | 1 | 3 | |
| | F | 0 | 0 | 0 | 0 | 0 | 0 | 0 | 1 | 1 | 0 | 2 | |
| Manslaughter by Negligence | M | 0 | 0 | 0 | 0 | 0 | 0 | 0 | 0 | 0 | 1 | 0 | |
| | F | 0 | 0 | 0 | 0 | 0 | 0 | 0 | 0 | 0 | 0 | 0 | |
| Forcible Rape | M | 0 | 0 | 1 | 2 | 0 | 5 | 8 | 5 | 5 | 1 | 2 | |
| | F | 0 | 0 | 0 | 0 | 0 | 0 | 0 | 0 | 0 | 0 | 0 | |
| Robbery | M | 0 | 1 | 12 | 11 | 27 | 51 | 102 | 98 | 71 | 64 | 42 | |
| | F | 0 | 0 | 4 | 0 | 1 | 3 | 8 | 2 | 12 | 9 | 7 | |
| Aggravated Assault | M | 1 | 1 | 16 | 9 | 25 | 37 | 89 | 36 | 39 | 32 | 29 | |
| | F | 0 | 1 | 1 | 1 | 2 | 2 | 7 | 6 | 6 | 9 | 9 | |
| Other Assaults | M | 0 | 19 | 48 | 57 | 45 | 93 | 262 | 173 | 269 | 254 | 303 | |
| | F | 1 | 7 | 29 | 19 | 24 | 42 | 122 | 73 | 89 | 126 | 164 | |
| Burglary | M | 0 | 4 | 17 | 19 | 22 | 28 | 90 | 64 | 61 | 41 | 44 | |
| | F | 0 | 0 | 4 | 2 | 2 | 2 | 10 | 14 | 10 | 9 | 5 | |
| Larceny--Theft | M | 2 | 41 | 139 | 107 | 117 | 187 | 593 | 111 | 146 | 121 | 146 | |
| | F | 1 | 21 | 97 | 80 | 108 | 121 | 428 | 53 | 74 | 64 | 61 | |
| Motor Vehicle Theft | M | 2 | 1 | 7 | 17 | 24 | 34 | 85 | 91 | 94 | 67 | 77 | |
| | F | 0 | 0 | 1 | 3 | 8 | 1 | 13 | 20 | 17 | 12 | 20 | |
| Arson | M | 0 | 0 | 0 | 0 | 0 | 0 | 0 | 0 | 0 | 0 | 0 | |
| | F | 0 | 0 | 0 | 0 | 1 | 0 | 1 | 0 | 0 | 0 | 0 | |
| Forgery & Counterfeiting | M | 0 | 0 | 0 | 2 | 0 | 0 | 2 | 6 | 10 | 11 | 10 | |
| | F | 0 | 0 | 0 | 0 | 0 | 1 | 1 | 5 | 1 | 8 | 7 | |
| Fraud | M | 0 | 0 | 0 | 1 | 1 | 9 | 11 | 9 | 18 | 16 | 27 | |
| | F | 0 | 0 | 0 | 2 | 1 | 7 | 10 | 8 | 8 | 9 | 17 | |
| Embezzlement | M | 0 | 0 | 0 | 0 | 0 | 10 | 10 | 10 | 8 | 7 | 2 | |
| | F | 0 | 1 | 0 | 0 | 3 | 1 | 5 | 4 | 6 | 5 | 5 | |
| Stolen Property-Buy, Possess, Recei | M | 0 | 0 | 1 | 1 | 3 | 7 | 12 | 29 | 30 | 44 | 30 | |
| | F | 0 | 0 | 0 | 1 | 0 | 0 | 1 | 4 | 1 | 7 | 3 | |
| Vandalism | M | 2 | 23 | 72 | 48 | 46 | 59 | 250 | 49 | 36 | 24 | 23 | |
| | F | 1 | 8 | 11 | 5 | 2 | 5 | 32 | 2 | 5 | 11 | 4 | |
| Weapons-carrying, possession, etc... | M | 0 | 1 | 7 | 6 | 20 | 25 | 59 | 84 | 88 | 61 | 77 | |
| | F | 0 | 0 | 0 | 0 | 0 | 1 | 1 | 1 | 8 | 4 | 2 | |
| Prostitution & Commercialized Vice | M | 0 | 0 | 0 | 4 | 0 | 9 | 13 | 10 | 23 | 23 | 22 | |
| | F | 0 | 0 | 2 | 2 | 3 | 20 | 27 | 232 | 306 | 307 | 318 | |
| Other Sex Offenses | M | 0 | 0 | 5 | 1 | 3 | 5 | 14 | 9 | 15 | 12 | 16 | |
| | F | 0 | 0 | 0 | 0 | 0 | 0 | 0 | 1 | 1 | 1 | 3 | |
| Drug Abuse Violations | M | 0 | 2 | 22 | 37 | 70 | 163 | 294 | 257 | 355 | 323 | 324 | |
| | F | 0 | 1 | 3 | 7 | 23 | 14 | 48 | 48 | 46 | 69 | 58 | |
| Gambling | M | 0 | 0 | 0 | 1 | 2 | 5 | 8 | 5 | 5 | 5 | 2 | |
| | F | 0 | 0 | 0 | 1 | 3 | 2 | 6 | 10 | 20 | 23 | 11 | |
| Offenses Against Family & Children | M | 0 | 0 | 0 | 0 | 0 | 0 | 0 | 15 | 12 | 17 | 8 | |
| | F | 0 | 0 | 0 | 0 | 1 | 0 | 1 | 1 | 5 | 5 | 5 | |
| Driving Under the Influence | M | 0 | 0 | 0 | 0 | 2 | 7 | 9 | 65 | 104 | 115 | 218 | |
| | F | 0 | 0 | 0 | 0 | 1 | 2 | 3 | 23 | 25 | 33 | 49 | |
| Liquor Laws | M | 0 | 1 | 22 | 41 | 82 | 205 | 351 | 161 | 166 | 167 | 118 | |
| | F | 0 | 0 | 11 | 19 | 37 | 55 | 122 | 36 | 46 | 42 | 17 | |
| Drunkenness | M | 0 | 0 | 0 | 0 | 0 | 0 | 0 | 0 | 0 | 0 | 0 | |
| | F | 0 | 0 | 0 | 0 | 0 | 0 | 0 | 0 | 0 | 0 | 0 | |
| Disorderly Conduct | M | 0 | 1 | 4 | 3 | 4 | 5 | 17 | 17 | 22 | 26 | 42 | |
| | F | 0 | 0 | 2 | 2 | 3 | 2 | 9 | 3 | 7 | 4 | 7 | |
| Vagrancy | M | 0 | 2 | 7 | 2 | 3 | 2 | 16 | 10 | 10 | 12 | 10 | |
| | F | 0 | 0 | 0 | 2 | 1 | 1 | 4 | 0 | 6 | 2 | 5 | |
| All Other Offenses (except Traffic) | M | 0 | 9 | 54 | 84 | 83 | 198 | 428 | 411 | 809 | 878 | 1,002 | |
| | F | 0 | 1 | 22 | 22 | 34 | 59 | 138 | 202 | 319 | 462 | 587 | |
| Suspicion | M | 0 | 0 | 0 | 0 | 0 | 0 | 0 | 0 | 0 | 0 | 0 | |
| | F | 0 | 0 | 0 | 0 | 0 | 0 | 0 | 0 | 0 | 0 | 0 | |
| Curfew and Loitering Law Violations | M | 0 | 29 | 210 | 284 | 413 | 654 | 1,590 | 0 | 0 | 0 | 0 | |
| | F | 2 | 39 | 118 | 171 | 211 | 207 | 748 | 0 | 0 | 0 | 0 | |
| Runaway | M | 0 | 0 | 0 | 0 | 0 | 0 | 0 | 0 | 0 | 0 | 0 | |
| | F | 0 | 0 | 0 | 0 | 0 | 0 | 0 | 0 | 0 | 0 | 0 | |
| GRAND TOTAL | | | 12 | 214 | 949 | 1,077 | 1,462 | 2,350 | 6,064 | 2,484 | 3,422 | 3,544 | 3,943 |

*The criminal statistics within this publication are only those criminal statistics reported to the Uniform Crime Reporting Program by the participating law enforcement agencies.

Las Vegas Metro PD Arrests By Offense and Age

| | 22 | 23 | 24 | 25-29 | 30-34 | 35-39 | 40-44 | 45-49 | 50-54 | 55-59 | 60-64 | over 64 | Total >18 | Grand Total |
|-------|-------|-------|--------|--------|--------|--------|-------|-------|-------|-------|-------|------------|-----------|-------------|
| 6 | 4 | 4 | 21 | 12 | 5 | 5 | 3 | 2 | 1 | 1 | 4 | 89 | 95 | |
| 2 | 1 | 1 | 2 | 2 | 1 | 1 | 0 | 1 | 0 | 0 | 0 | 15 | 15 | |
| 0 | 0 | 0 | 1 | 0 | 0 | 1 | 0 | 0 | 0 | 0 | 0 | 3 | 3 | |
| 0 | 0 | 0 | 0 | 0 | 0 | 0 | 0 | 0 | 0 | 0 | 0 | 0 | 0 | |
| 1 | 4 | 3 | 20 | 14 | 16 | 17 | 3 | 4 | 4 | 4 | 3 | 106 | 114 | |
| 0 | 0 | 0 | 0 | 0 | 0 | 0 | 0 | 0 | 0 | 0 | 0 | 0 | 0 | |
| 38 | 46 | 32 | 164 | 83 | 77 | 65 | 23 | 22 | 8 | 0 | 2 | 835 | 937 | |
| 5 | 7 | 6 | 38 | 17 | 13 | 5 | 4 | 3 | 1 | 0 | 0 | 129 | 137 | |
| 43 | 30 | 32 | 201 | 130 | 117 | 122 | 61 | 44 | 19 | 10 | 11 | 956 | 1,045 | |
| 7 | 4 | 6 | 44 | 28 | 37 | 38 | 18 | 8 | 7 | 3 | 2 | 232 | 239 | |
| 315 | 309 | 312 | 1,485 | 1,263 | 1,116 | 907 | 708 | 378 | 191 | 80 | 76 | 8,139 | 8,401 | |
| 136 | 135 | 131 | 522 | 431 | 318 | 343 | 258 | 110 | 48 | 19 | 15 | 2,918 | 3,040 | |
| 42 | 33 | 36 | 147 | 105 | 94 | 91 | 57 | 14 | 7 | 3 | 0 | 839 | 929 | |
| 13 | 9 | 8 | 48 | 28 | 31 | 18 | 19 | 5 | 2 | 0 | 0 | 219 | 229 | |
| 125 | 113 | 123 | 475 | 394 | 440 | 439 | 314 | 191 | 75 | 32 | 18 | 3,263 | 3,856 | |
| 72 | 60 | 63 | 285 | 213 | 184 | 157 | 118 | 61 | 35 | 18 | 8 | 1,526 | 1,954 | |
| 72 | 57 | 45 | 289 | 201 | 162 | 113 | 62 | 16 | 12 | 3 | 7 | 1,368 | 1,453 | |
| 18 | 17 | 16 | 82 | 39 | 27 | 26 | 10 | 3 | 0 | 0 | 1 | 308 | 321 | |
| 1 | 1 | 0 | 0 | 0 | 1 | 0 | 0 | 0 | 0 | 0 | 0 | 3 | 3 | |
| 0 | 0 | 0 | 0 | 0 | 0 | 0 | 0 | 0 | 0 | 0 | 0 | 0 | 1 | |
| 12 | 15 | 18 | 72 | 73 | 59 | 48 | 28 | 25 | 8 | 4 | 1 | 400 | 402 | |
| 15 | 11 | 13 | 50 | 38 | 49 | 21 | 26 | 4 | 1 | 1 | 0 | 250 | 251 | |
| 32 | 24 | 29 | 160 | 138 | 142 | 112 | 115 | 74 | 25 | 15 | 13 | 949 | 960 | |
| 15 | 22 | 18 | 95 | 59 | 71 | 67 | 41 | 26 | 7 | 10 | 2 | 475 | 485 | |
| 3 | 5 | 2 | 13 | 19 | 16 | 7 | 5 | 2 | 1 | 1 | 1 | 102 | 112 | |
| 7 | 5 | 1 | 19 | 8 | 9 | 6 | 5 | 2 | 3 | 1 | 0 | 86 | 91 | |
| 31 | 23 | 29 | 118 | 74 | 67 | 51 | 45 | 20 | 7 | 3 | 0 | 601 | 613 | |
| 4 | 9 | 3 | 38 | 18 | 18 | 16 | 6 | 3 | 2 | 1 | 0 | 133 | 134 | |
| 22 | 20 | 27 | 72 | 54 | 45 | 56 | 35 | 19 | 6 | 4 | 0 | 492 | 742 | |
| 1 | 1 | 2 | 21 | 18 | 9 | 13 | 9 | 4 | 2 | 2 | 2 | 106 | 138 | |
| 43 | 64 | 64 | 215 | 147 | 120 | 82 | 54 | 33 | 20 | 4 | 9 | 1,165 | 1,224 | |
| 4 | 6 | 6 | 15 | 14 | 14 | 12 | 5 | 3 | 4 | 0 | 1 | 99 | 100 | |
| 46 | 33 | 32 | 167 | 118 | 99 | 110 | 67 | 49 | 28 | 8 | 11 | 846 | 859 | |
| 323 | 259 | 184 | 606 | 306 | 234 | 227 | 160 | 48 | 20 | 4 | 4 | 3,538 | 3,565 | |
| 13 | 24 | 27 | 100 | 91 | 77 | 97 | 99 | 58 | 38 | 21 | 18 | 715 | 729 | |
| 4 | 6 | 6 | 18 | 16 | 6 | 13 | 9 | 5 | 2 | 0 | 0 | 91 | 91 | |
| 303 | 268 | 280 | 1,195 | 872 | 735 | 662 | 460 | 236 | 97 | 31 | 20 | 6,418 | 6,712 | |
| 68 | 63 | 56 | 277 | 189 | 157 | 166 | 97 | 40 | 9 | 4 | 0 | 1,347 | 1,395 | |
| 0 | 0 | 0 | 0 | 0 | 1 | 1 | 1 | 1 | 0 | 0 | 0 | 21 | 29 | |
| 0 | 0 | 0 | 0 | 1 | 1 | 0 | 1 | 0 | 0 | 0 | 0 | 67 | 73 | |
| 3 | 13 | 12 | 30 | 21 | 17 | 15 | 7 | 5 | 3 | 2 | 0 | 180 | 180 | |
| 10 | 11 | 9 | 36 | 36 | 26 | 20 | 11 | 8 | 0 | 1 | 0 | 184 | 185 | |
| 204 | 215 | 207 | 822 | 671 | 540 | 509 | 351 | 271 | 133 | 74 | 66 | 4,565 | 4,574 | |
| 48 | 44 | 53 | 193 | 139 | 131 | 112 | 104 | 91 | 34 | 9 | 10 | 1,098 | 1,101 | |
| 111 | 71 | 74 | 302 | 272 | 347 | 443 | 452 | 318 | 148 | 93 | 53 | 3,296 | 3,647 | |
| 19 | 5 | 15 | 47 | 35 | 54 | 83 | 48 | 36 | 13 | 6 | 3 | 505 | 627 | |
| 0 | 1 | 0 | 0 | 0 | 0 | 0 | 0 | 0 | 0 | 0 | 0 | 1 | 1 | |
| 1 | 1 | 0 | 0 | 0 | 0 | 0 | 0 | 0 | 0 | 0 | 0 | 2 | 2 | |
| 32 | 39 | 50 | 146 | 115 | 99 | 100 | 124 | 68 | 31 | 11 | 8 | 930 | 947 | |
| 11 | 6 | 13 | 32 | 17 | 17 | 21 | 16 | 16 | 5 | 6 | 1 | 182 | 191 | |
| 21 | 13 | 30 | 104 | 99 | 137 | 174 | 281 | 202 | 101 | 41 | 35 | 1,280 | 1,296 | |
| 4 | 9 | 6 | 34 | 27 | 25 | 28 | 36 | 47 | 10 | 4 | 4 | 247 | 251 | |
| 942 | 853 | 835 | 4,435 | 3,693 | 3,838 | 4,401 | 3,542 | 2,096 | 975 | 362 | 236 | 29,308 | 29,736 | |
| 492 | 548 | 518 | 1,897 | 1,211 | 1,325 | 1,299 | 864 | 371 | 132 | 40 | 22 | 10,289 | 10,427 | |
| 0 | 0 | 0 | 0 | 0 | 0 | 0 | 0 | 0 | 0 | 0 | 0 | 0 | 0 | |
| 0 | 0 | 0 | 0 | 0 | 0 | 0 | 0 | 0 | 0 | 0 | 0 | 0 | 0 | |
| 0 | 0 | 0 | 0 | 0 | 0 | 0 | 0 | 0 | 0 | 0 | 0 | 0 | 1,590 | |
| 0 | 0 | 0 | 0 | 0 | 0 | 0 | 0 | 0 | 0 | 0 | 0 | 0 | 748 | |
| 0 | 0 | 0 | 0 | 0 | 0 | 0 | 0 | 0 | 0 | 0 | 0 | 0 | 0 | |
| 0 | 0 | 0 | 0 | 0 | 0 | 0 | 0 | 0 | 0 | 0 | 0 | 0 | 0 | |
| 3,740 | 3,517 | 3,437 | 15,153 | 11,549 | 11,124 | 11,320 | 8,762 | 5,043 | 2,275 | 936 | 667 | 90,916 | 96,980 | |

Lincoln Co SO Arrests by Offense and Age

| OFFENSE | SEX | 9 & Under | | | | | | | | | | 18 | 19 | 20 | 21 | |
|-------------------------------------|-----|-----------|----------|----------|----------|----------|-----------|----------|----------|----------|----------|----------|----------|----------|----------|----------|
| | | 10-12 | 13-14 | 15 | 16 | 17 | Total <18 | | | | | | | | | |
| Murder | M | 0 | 0 | 0 | 0 | 0 | 0 | 0 | 0 | 0 | 0 | 0 | 0 | 0 | 0 | 0 |
| | F | 0 | 0 | 0 | 0 | 0 | 0 | 0 | 0 | 0 | 0 | 0 | 0 | 0 | 0 | 0 |
| Manslaughter by Negligence | M | 0 | 0 | 0 | 0 | 0 | 0 | 0 | 0 | 0 | 0 | 0 | 0 | 0 | 0 | 0 |
| | F | 0 | 0 | 0 | 0 | 0 | 0 | 0 | 0 | 0 | 0 | 0 | 0 | 0 | 0 | 0 |
| Forcible Rape | M | 0 | 0 | 0 | 0 | 0 | 0 | 0 | 0 | 0 | 0 | 0 | 0 | 0 | 0 | 0 |
| | F | 0 | 0 | 0 | 0 | 0 | 0 | 0 | 0 | 0 | 0 | 0 | 0 | 0 | 0 | 0 |
| Robbery | M | 0 | 0 | 0 | 0 | 0 | 0 | 0 | 0 | 0 | 0 | 0 | 0 | 0 | 0 | 0 |
| | F | 0 | 0 | 0 | 0 | 0 | 0 | 0 | 0 | 0 | 0 | 0 | 0 | 0 | 0 | 0 |
| Aggravated Assault | M | 0 | 0 | 0 | 0 | 0 | 0 | 0 | 0 | 0 | 0 | 0 | 0 | 0 | 0 | 0 |
| | F | 0 | 0 | 0 | 0 | 0 | 0 | 0 | 0 | 0 | 0 | 0 | 0 | 0 | 0 | 0 |
| Other Assaults | M | 0 | 0 | 0 | 0 | 0 | 0 | 0 | 0 | 0 | 0 | 0 | 0 | 0 | 0 | 1 |
| | F | 0 | 0 | 0 | 0 | 0 | 0 | 0 | 0 | 0 | 0 | 0 | 0 | 1 | 1 | 1 |
| Burglary | M | 0 | 0 | 0 | 0 | 0 | 0 | 0 | 0 | 0 | 0 | 0 | 0 | 0 | 0 | 0 |
| | F | 0 | 0 | 0 | 0 | 0 | 0 | 0 | 0 | 0 | 0 | 0 | 0 | 0 | 0 | 0 |
| Larceny--Theft | M | 0 | 0 | 0 | 0 | 0 | 0 | 0 | 0 | 0 | 0 | 0 | 1 | 0 | 0 | 0 |
| | F | 0 | 0 | 0 | 0 | 0 | 0 | 0 | 0 | 0 | 0 | 0 | 0 | 0 | 0 | 0 |
| Motor Vehicle Theft | M | 0 | 0 | 0 | 0 | 0 | 0 | 0 | 0 | 0 | 0 | 0 | 0 | 0 | 0 | 0 |
| | F | 0 | 0 | 0 | 0 | 0 | 0 | 0 | 0 | 0 | 0 | 0 | 0 | 0 | 0 | 0 |
| Arson | M | 0 | 0 | 0 | 0 | 0 | 0 | 0 | 0 | 0 | 0 | 0 | 0 | 0 | 0 | 0 |
| | F | 0 | 0 | 0 | 0 | 0 | 0 | 0 | 0 | 0 | 0 | 0 | 0 | 0 | 0 | 0 |
| Forgery & Counterfeiting | M | 0 | 0 | 0 | 0 | 0 | 0 | 0 | 0 | 0 | 0 | 0 | 1 | 0 | 0 | 0 |
| | F | 0 | 0 | 0 | 0 | 0 | 0 | 0 | 0 | 0 | 0 | 0 | 0 | 0 | 0 | 0 |
| Fraud | M | 0 | 0 | 0 | 0 | 0 | 0 | 0 | 0 | 0 | 0 | 0 | 0 | 0 | 0 | 0 |
| | F | 0 | 0 | 0 | 0 | 0 | 0 | 0 | 0 | 0 | 0 | 0 | 0 | 0 | 0 | 0 |
| Embezzlement | M | 0 | 0 | 0 | 0 | 0 | 0 | 0 | 0 | 0 | 0 | 0 | 0 | 0 | 0 | 0 |
| | F | 0 | 0 | 0 | 0 | 0 | 0 | 0 | 0 | 0 | 0 | 0 | 0 | 0 | 0 | 0 |
| Stolen Property-Buy, Possess, Recei | M | 0 | 0 | 0 | 0 | 0 | 1 | 1 | 1 | 1 | 0 | 0 | 0 | 0 | 0 | 0 |
| | F | 0 | 0 | 0 | 0 | 0 | 0 | 0 | 0 | 0 | 0 | 0 | 0 | 0 | 0 | 0 |
| Vandalism | M | 0 | 0 | 0 | 0 | 0 | 0 | 0 | 0 | 0 | 1 | 0 | 0 | 0 | 0 | 0 |
| | F | 0 | 0 | 0 | 0 | 0 | 0 | 0 | 0 | 0 | 0 | 0 | 0 | 0 | 0 | 0 |
| Weapons-carrying, possession, etc. | M | 0 | 0 | 0 | 0 | 0 | 0 | 0 | 0 | 0 | 0 | 0 | 0 | 0 | 0 | 0 |
| | F | 0 | 0 | 0 | 0 | 0 | 0 | 0 | 0 | 0 | 0 | 0 | 0 | 0 | 0 | 0 |
| Prostitution & Commercialized Vice | M | 0 | 0 | 0 | 0 | 0 | 0 | 0 | 0 | 0 | 0 | 0 | 0 | 0 | 0 | 0 |
| | F | 0 | 0 | 0 | 0 | 0 | 0 | 0 | 0 | 0 | 0 | 0 | 0 | 0 | 0 | 0 |
| Other Sex Offenses | M | 0 | 0 | 0 | 0 | 0 | 0 | 0 | 0 | 0 | 0 | 0 | 0 | 0 | 0 | 0 |
| | F | 0 | 0 | 0 | 0 | 0 | 0 | 0 | 0 | 0 | 0 | 0 | 0 | 0 | 0 | 0 |
| Drug Abuse Violations | M | 0 | 0 | 0 | 0 | 0 | 0 | 0 | 0 | 0 | 1 | 0 | 0 | 0 | 0 | 0 |
| | F | 0 | 0 | 0 | 0 | 0 | 0 | 0 | 0 | 0 | 0 | 0 | 0 | 0 | 0 | 0 |
| Gambling | M | 0 | 0 | 0 | 0 | 0 | 0 | 0 | 0 | 0 | 0 | 0 | 0 | 0 | 0 | 0 |
| | F | 0 | 0 | 0 | 0 | 0 | 0 | 0 | 0 | 0 | 0 | 0 | 0 | 0 | 0 | 0 |
| Offenses Against Family & Children | M | 0 | 0 | 0 | 0 | 0 | 0 | 0 | 0 | 0 | 0 | 0 | 0 | 0 | 0 | 0 |
| | F | 0 | 0 | 0 | 0 | 0 | 0 | 0 | 0 | 0 | 0 | 0 | 0 | 0 | 0 | 0 |
| Driving Under the Influence | M | 0 | 0 | 0 | 0 | 0 | 0 | 0 | 0 | 0 | 0 | 1 | 1 | 1 | 3 | 3 |
| | F | 0 | 0 | 0 | 0 | 0 | 0 | 0 | 0 | 0 | 0 | 0 | 0 | 0 | 0 | 1 |
| Liquor Laws | M | 0 | 0 | 0 | 0 | 0 | 0 | 0 | 0 | 0 | 0 | 1 | 0 | 0 | 0 | 0 |
| | F | 0 | 0 | 0 | 0 | 0 | 0 | 0 | 0 | 0 | 0 | 0 | 0 | 0 | 0 | 0 |
| Drunkenness | M | 0 | 0 | 0 | 0 | 0 | 0 | 0 | 0 | 0 | 0 | 0 | 0 | 0 | 0 | 0 |
| | F | 0 | 0 | 0 | 0 | 0 | 0 | 0 | 0 | 0 | 0 | 0 | 0 | 0 | 0 | 0 |
| Disorderly Conduct | M | 0 | 0 | 0 | 0 | 0 | 0 | 0 | 0 | 0 | 0 | 0 | 0 | 0 | 0 | 1 |
| | F | 0 | 0 | 0 | 0 | 0 | 0 | 0 | 0 | 0 | 0 | 0 | 0 | 0 | 0 | 0 |
| Vagrancy | M | 0 | 0 | 0 | 0 | 0 | 0 | 0 | 0 | 0 | 0 | 0 | 0 | 0 | 0 | 0 |
| | F | 0 | 0 | 0 | 0 | 0 | 0 | 0 | 0 | 0 | 0 | 0 | 0 | 0 | 0 | 0 |
| All Other Offenses (except Traffic) | M | 0 | 0 | 1 | 0 | 0 | 0 | 1 | 1 | 1 | 0 | 0 | 2 | 0 | 0 | 0 |
| | F | 0 | 0 | 0 | 0 | 0 | 0 | 0 | 0 | 0 | 0 | 0 | 0 | 0 | 0 | 0 |
| Suspicion | M | 0 | 0 | 0 | 0 | 0 | 0 | 0 | 0 | 0 | 0 | 0 | 0 | 0 | 0 | 0 |
| | F | 0 | 0 | 0 | 0 | 0 | 0 | 0 | 0 | 0 | 0 | 0 | 0 | 0 | 0 | 0 |
| Curfew and Loitering Law Violations | M | 0 | 0 | 0 | 0 | 0 | 0 | 0 | 0 | 0 | 0 | 0 | 0 | 0 | 0 | 0 |
| | F | 0 | 0 | 0 | 0 | 0 | 0 | 0 | 0 | 0 | 0 | 0 | 0 | 0 | 0 | 0 |
| Runaway | M | 0 | 0 | 0 | 0 | 0 | 0 | 0 | 0 | 0 | 0 | 0 | 0 | 0 | 0 | 0 |
| | F | 0 | 0 | 2 | 0 | 0 | 0 | 2 | 2 | 2 | 0 | 0 | 0 | 0 | 0 | 0 |
| GRAND TOTAL | | 0 | 0 | 3 | 0 | 0 | 1 | 4 | 4 | 2 | 4 | 4 | 4 | 7 | 7 | 7 |

*The criminal statistics within this publication are only those criminal statistics reported to the Uniform Crime Reporting Program by the participating law enforcement agencies.

Lovelock PD Arrests By Offense and Age

| OFFENSE | SEX | 9 & | | | | | | | | | | | |
|--------------------------------------|-----|-------|--------|-------|----|----|----|-----------|----|----|----|----|---|
| | | Under | 10 -12 | 13-14 | 15 | 16 | 17 | Total <18 | 18 | 19 | 20 | 21 | |
| Murder | M | 0 | 0 | 0 | 0 | 0 | 0 | 0 | 0 | 0 | 0 | 0 | 0 |
| | F | 0 | 0 | 0 | 0 | 0 | 0 | 0 | 0 | 0 | 0 | 0 | 0 |
| Manslaughter by Negligence | M | 0 | 0 | 0 | 0 | 0 | 0 | 0 | 0 | 0 | 0 | 0 | 0 |
| | F | 0 | 0 | 0 | 0 | 0 | 0 | 0 | 0 | 0 | 0 | 0 | 0 |
| Forcible Rape | M | 0 | 0 | 0 | 0 | 0 | 0 | 0 | 0 | 0 | 0 | 0 | 0 |
| | F | 0 | 0 | 0 | 0 | 0 | 0 | 0 | 0 | 0 | 0 | 0 | 0 |
| Robbery | M | 0 | 0 | 0 | 0 | 0 | 0 | 0 | 0 | 0 | 0 | 0 | 0 |
| | F | 0 | 0 | 0 | 0 | 0 | 0 | 0 | 0 | 0 | 0 | 0 | 0 |
| Aggravated Assault | M | 0 | 0 | 0 | 0 | 0 | 0 | 0 | 0 | 0 | 0 | 0 | 1 |
| | F | 0 | 0 | 0 | 0 | 0 | 0 | 0 | 0 | 0 | 0 | 0 | 0 |
| Other Assaults | M | 0 | 0 | 0 | 0 | 0 | 0 | 0 | 0 | 0 | 0 | 0 | 0 |
| | F | 0 | 1 | 2 | 0 | 0 | 0 | 3 | 1 | 0 | 0 | 0 | 0 |
| Burglary | M | 0 | 0 | 0 | 0 | 0 | 0 | 0 | 0 | 0 | 0 | 1 | 0 |
| | F | 0 | 0 | 0 | 0 | 0 | 0 | 0 | 0 | 0 | 0 | 0 | 0 |
| Larceny--Theft | M | 0 | 0 | 0 | 0 | 0 | 0 | 0 | 0 | 0 | 0 | 0 | 0 |
| | F | 0 | 0 | 0 | 0 | 0 | 0 | 0 | 0 | 0 | 0 | 0 | 0 |
| Motor Vehicle Theft | M | 0 | 0 | 0 | 0 | 0 | 0 | 0 | 0 | 0 | 0 | 0 | 0 |
| | F | 0 | 0 | 0 | 0 | 0 | 0 | 0 | 0 | 0 | 0 | 0 | 0 |
| Arson | M | 0 | 0 | 0 | 0 | 0 | 0 | 0 | 0 | 0 | 0 | 0 | 0 |
| | F | 0 | 0 | 0 | 0 | 0 | 0 | 0 | 0 | 0 | 0 | 0 | 0 |
| Forgery & Counterfeiting | M | 0 | 0 | 0 | 0 | 0 | 0 | 0 | 0 | 0 | 0 | 0 | 0 |
| | F | 0 | 0 | 0 | 0 | 0 | 0 | 0 | 0 | 0 | 0 | 0 | 0 |
| Fraud | M | 0 | 0 | 0 | 0 | 0 | 0 | 0 | 0 | 0 | 0 | 0 | 0 |
| | F | 0 | 0 | 0 | 0 | 0 | 0 | 0 | 0 | 0 | 0 | 0 | 0 |
| Embezzlement | M | 0 | 0 | 0 | 0 | 0 | 0 | 0 | 0 | 0 | 0 | 0 | 0 |
| | F | 0 | 0 | 0 | 0 | 0 | 0 | 0 | 0 | 0 | 0 | 0 | 0 |
| Stolen Property-Buy, Possess, Recei | M | 0 | 0 | 0 | 0 | 0 | 0 | 0 | 0 | 0 | 0 | 0 | 0 |
| | F | 0 | 0 | 0 | 0 | 0 | 0 | 0 | 0 | 0 | 0 | 0 | 0 |
| Vandalism | M | 0 | 0 | 0 | 0 | 0 | 0 | 0 | 0 | 0 | 0 | 0 | 0 |
| | F | 0 | 0 | 0 | 0 | 0 | 0 | 0 | 0 | 0 | 0 | 0 | 0 |
| Weapons-carrying, possession, etc... | M | 0 | 0 | 0 | 0 | 0 | 0 | 0 | 0 | 0 | 0 | 0 | 0 |
| | F | 0 | 0 | 0 | 0 | 0 | 0 | 0 | 0 | 0 | 0 | 0 | 0 |
| Prostitution & Commercialized Vice | M | 0 | 0 | 0 | 0 | 0 | 0 | 0 | 0 | 0 | 0 | 0 | 0 |
| | F | 0 | 0 | 0 | 0 | 0 | 0 | 0 | 0 | 0 | 0 | 0 | 0 |
| Other Sex Offenses | M | 0 | 0 | 0 | 0 | 0 | 0 | 0 | 0 | 0 | 1 | 0 | 0 |
| | F | 0 | 0 | 0 | 0 | 0 | 0 | 0 | 0 | 0 | 0 | 0 | 0 |
| Drug Abuse Violations | M | 0 | 0 | 0 | 0 | 0 | 0 | 0 | 0 | 0 | 0 | 0 | 0 |
| | F | 0 | 0 | 0 | 0 | 0 | 0 | 0 | 0 | 0 | 0 | 0 | 0 |
| Gambling | M | 0 | 0 | 0 | 0 | 0 | 0 | 0 | 0 | 0 | 0 | 0 | 0 |
| | F | 0 | 0 | 0 | 0 | 0 | 0 | 0 | 0 | 0 | 0 | 0 | 0 |
| Offenses Against Family & Children | M | 0 | 0 | 0 | 0 | 0 | 0 | 0 | 0 | 0 | 0 | 0 | 0 |
| | F | 0 | 0 | 0 | 0 | 0 | 0 | 0 | 0 | 0 | 0 | 0 | 1 |
| Driving Under the Influence | M | 0 | 0 | 0 | 0 | 0 | 0 | 0 | 0 | 0 | 0 | 0 | 0 |
| | F | 0 | 0 | 0 | 0 | 0 | 0 | 0 | 0 | 0 | 0 | 0 | 1 |
| Liquor Laws | M | 0 | 0 | 0 | 1 | 1 | 4 | 6 | 6 | 0 | 2 | 0 | 0 |
| | F | 0 | 0 | 0 | 0 | 1 | 1 | 2 | 1 | 0 | 0 | 0 | 0 |
| Drunkenness | M | 0 | 0 | 0 | 0 | 0 | 0 | 0 | 0 | 0 | 0 | 0 | 0 |
| | F | 0 | 0 | 0 | 0 | 0 | 0 | 0 | 0 | 0 | 0 | 0 | 0 |
| Disorderly Conduct | M | 0 | 0 | 0 | 0 | 0 | 0 | 0 | 1 | 0 | 0 | 0 | 0 |
| | F | 0 | 0 | 0 | 0 | 0 | 0 | 0 | 0 | 0 | 1 | 0 | 0 |
| Vagrancy | M | 0 | 0 | 0 | 0 | 0 | 0 | 0 | 0 | 0 | 0 | 0 | 0 |
| | F | 0 | 0 | 0 | 0 | 0 | 0 | 0 | 0 | 0 | 0 | 0 | 0 |
| All Other Offenses (except Traffic) | M | 0 | 0 | 0 | 0 | 1 | 0 | 1 | 1 | 1 | 1 | 2 | 0 |
| | F | 0 | 0 | 0 | 0 | 0 | 0 | 0 | 0 | 1 | 0 | 0 | 0 |
| Suspicion | M | 0 | 0 | 0 | 0 | 0 | 0 | 0 | 0 | 0 | 0 | 0 | 0 |
| | F | 0 | 0 | 0 | 0 | 0 | 0 | 0 | 0 | 0 | 0 | 0 | 0 |
| Curfew and Loitering Law Violations | M | 0 | 0 | 0 | 0 | 0 | 0 | 0 | 0 | 0 | 0 | 0 | 0 |
| | F | 0 | 0 | 0 | 0 | 0 | 0 | 0 | 0 | 0 | 0 | 0 | 0 |
| Runaway | M | 0 | 0 | 0 | 0 | 0 | 0 | 0 | 0 | 0 | 0 | 0 | 0 |
| | F | 0 | 0 | 0 | 0 | 0 | 0 | 0 | 0 | 0 | 0 | 0 | 0 |
| GRAND TOTAL | | 0 | 1 | 2 | 1 | 3 | 5 | 12 | 10 | 3 | 5 | 5 | |

*The criminal statistics within this publication are only those criminal statistics reported to the Uniform Crime Reporting Program by the participating law enforcement agencies.

Lyon Co SO Arrests By Offense and Age

| OFFENSE | SEX | 9 & Under | | | | | | | | | | | | |
|--------------------------------------|-----|-----------|-------|----|----|----|-----------|----|----|----|----|----|----|---|
| | | 10 -12 | 13-14 | 15 | 16 | 17 | Total <18 | 18 | 19 | 20 | 21 | | | |
| Murder | M | 0 | 0 | 0 | 0 | 0 | 0 | 0 | 0 | 0 | 0 | 0 | 0 | 0 |
| Murder | F | 0 | 0 | 0 | 0 | 0 | 0 | 0 | 0 | 0 | 0 | 0 | 0 | 0 |
| Manslaughter by Negligence | M | 0 | 0 | 0 | 0 | 0 | 0 | 0 | 0 | 0 | 0 | 0 | 0 | 0 |
| Manslaughter by Negligence | F | 0 | 0 | 0 | 0 | 0 | 0 | 0 | 0 | 0 | 0 | 0 | 0 | 0 |
| Forcible Rape | M | 0 | 0 | 0 | 0 | 0 | 0 | 0 | 0 | 0 | 0 | 0 | 0 | 0 |
| Forcible Rape | F | 0 | 0 | 0 | 0 | 0 | 0 | 0 | 0 | 0 | 0 | 0 | 0 | 0 |
| Robbery | M | 0 | 0 | 0 | 0 | 0 | 0 | 0 | 0 | 1 | 1 | 0 | 0 | 0 |
| Robbery | F | 0 | 0 | 0 | 0 | 0 | 0 | 0 | 0 | 0 | 0 | 1 | 0 | 0 |
| Aggravated Assault | M | 0 | 0 | 0 | 0 | 0 | 0 | 0 | 0 | 0 | 0 | 0 | 0 | 0 |
| Aggravated Assault | F | 0 | 0 | 0 | 0 | 0 | 0 | 0 | 0 | 0 | 0 | 0 | 0 | 0 |
| Other Assaults | M | 0 | 0 | 0 | 0 | 0 | 0 | 0 | 0 | 1 | 2 | 0 | 2 | 0 |
| Other Assaults | F | 0 | 0 | 0 | 0 | 0 | 0 | 0 | 0 | 0 | 1 | 0 | 0 | 0 |
| Burglary | M | 0 | 0 | 0 | 0 | 0 | 0 | 0 | 0 | 0 | 1 | 1 | 0 | 0 |
| Burglary | F | 0 | 0 | 0 | 0 | 0 | 0 | 0 | 0 | 0 | 0 | 0 | 0 | 0 |
| Larceny--Theft | M | 0 | 0 | 0 | 0 | 0 | 0 | 0 | 0 | 1 | 1 | 0 | 0 | 0 |
| Larceny--Theft | F | 0 | 0 | 0 | 0 | 0 | 0 | 0 | 0 | 0 | 0 | 1 | 0 | 0 |
| Motor Vehicle Theft | M | 0 | 0 | 0 | 0 | 0 | 0 | 0 | 0 | 0 | 0 | 0 | 0 | 0 |
| Motor Vehicle Theft | F | 0 | 0 | 0 | 0 | 0 | 0 | 0 | 0 | 0 | 0 | 0 | 0 | 0 |
| Arson | M | 0 | 0 | 0 | 0 | 0 | 0 | 0 | 0 | 0 | 0 | 0 | 0 | 0 |
| Arson | F | 0 | 0 | 0 | 0 | 0 | 0 | 0 | 0 | 0 | 0 | 0 | 0 | 0 |
| Forgery & Counterfeiting | M | 0 | 0 | 0 | 0 | 0 | 0 | 0 | 0 | 0 | 0 | 0 | 0 | 0 |
| Forgery & Counterfeiting | F | 0 | 0 | 0 | 0 | 0 | 0 | 0 | 0 | 1 | 0 | 0 | 0 | 0 |
| Fraud | M | 0 | 0 | 0 | 0 | 0 | 0 | 0 | 0 | 0 | 0 | 0 | 0 | 0 |
| Fraud | F | 0 | 0 | 0 | 0 | 0 | 0 | 0 | 0 | 0 | 0 | 0 | 0 | 0 |
| Embezzlement | M | 0 | 0 | 0 | 0 | 0 | 0 | 0 | 0 | 0 | 0 | 0 | 0 | 0 |
| Embezzlement | F | 0 | 0 | 0 | 0 | 0 | 0 | 0 | 0 | 0 | 0 | 0 | 0 | 0 |
| Stolen Property-Buy, Possess, Recei | M | 0 | 0 | 0 | 0 | 0 | 0 | 0 | 0 | 0 | 0 | 0 | 0 | 0 |
| Stolen Property-Buy, Possess, Recei | F | 0 | 0 | 0 | 0 | 0 | 0 | 0 | 0 | 0 | 0 | 0 | 0 | 0 |
| Vandalism | M | 0 | 0 | 0 | 0 | 0 | 0 | 0 | 0 | 0 | 0 | 0 | 0 | 0 |
| Vandalism | F | 0 | 0 | 0 | 0 | 0 | 0 | 0 | 0 | 0 | 0 | 0 | 0 | 0 |
| Weapons-carrying, possession, etc... | M | 0 | 0 | 0 | 0 | 0 | 0 | 0 | 0 | 2 | 2 | 2 | 0 | 0 |
| Weapons-carrying, possession, etc... | F | 0 | 0 | 0 | 0 | 0 | 0 | 0 | 0 | 0 | 0 | 0 | 0 | 0 |
| Prostitution & Commercialized Vice | M | 0 | 0 | 0 | 0 | 0 | 0 | 0 | 0 | 0 | 0 | 0 | 0 | 0 |
| Prostitution & Commercialized Vice | F | 0 | 0 | 0 | 0 | 0 | 0 | 0 | 0 | 0 | 0 | 0 | 0 | 0 |
| Other Sex Offenses | M | 0 | 0 | 0 | 0 | 0 | 0 | 0 | 0 | 0 | 1 | 1 | 0 | 0 |
| Other Sex Offenses | F | 0 | 0 | 0 | 0 | 0 | 0 | 0 | 0 | 0 | 0 | 0 | 0 | 0 |
| Drug Abuse Violations | M | 0 | 0 | 0 | 0 | 0 | 0 | 0 | 0 | 10 | 5 | 4 | 6 | 0 |
| Drug Abuse Violations | F | 0 | 0 | 0 | 0 | 0 | 0 | 0 | 0 | 1 | 1 | 1 | 1 | 0 |
| Gambling | M | 0 | 0 | 0 | 0 | 0 | 0 | 0 | 0 | 0 | 0 | 0 | 0 | 0 |
| Gambling | F | 0 | 0 | 0 | 0 | 0 | 0 | 0 | 0 | 0 | 0 | 0 | 0 | 0 |
| Offenses Against Family & Children | M | 0 | 0 | 0 | 0 | 0 | 0 | 0 | 0 | 0 | 3 | 2 | 2 | 0 |
| Offenses Against Family & Children | F | 0 | 0 | 0 | 0 | 0 | 0 | 0 | 0 | 1 | 1 | 1 | 1 | 0 |
| Driving Under the Influence | M | 0 | 0 | 0 | 0 | 0 | 0 | 0 | 0 | 5 | 5 | 4 | 8 | 0 |
| Driving Under the Influence | F | 0 | 0 | 0 | 0 | 0 | 0 | 0 | 0 | 0 | 4 | 1 | 1 | 0 |
| Liquor Laws | M | 0 | 0 | 0 | 0 | 0 | 0 | 0 | 0 | 2 | 0 | 2 | 0 | 0 |
| Liquor Laws | F | 0 | 0 | 0 | 0 | 0 | 0 | 0 | 0 | 1 | 1 | 0 | 0 | 0 |
| Drunkenness | M | 0 | 0 | 0 | 0 | 0 | 0 | 0 | 0 | 1 | 3 | 2 | 1 | 0 |
| Drunkenness | F | 0 | 0 | 0 | 0 | 0 | 0 | 0 | 0 | 0 | 0 | 0 | 0 | 0 |
| Disorderly Conduct | M | 0 | 0 | 0 | 0 | 0 | 0 | 0 | 0 | 0 | 0 | 0 | 0 | 0 |
| Disorderly Conduct | F | 0 | 0 | 0 | 0 | 0 | 0 | 0 | 0 | 0 | 0 | 0 | 0 | 0 |
| Vagrancy | M | 0 | 0 | 0 | 0 | 0 | 0 | 0 | 0 | 0 | 0 | 0 | 0 | 0 |
| Vagrancy | F | 0 | 0 | 0 | 0 | 0 | 0 | 0 | 0 | 0 | 0 | 0 | 0 | 0 |
| All Other Offenses (except Traffic) | M | 0 | 0 | 0 | 0 | 0 | 0 | 0 | 0 | 14 | 19 | 20 | 19 | 0 |
| All Other Offenses (except Traffic) | F | 0 | 0 | 0 | 0 | 0 | 0 | 0 | 0 | 2 | 5 | 7 | 7 | 0 |
| Suspicion | M | 0 | 0 | 0 | 0 | 0 | 0 | 0 | 0 | 0 | 0 | 0 | 0 | 0 |
| Suspicion | F | 0 | 0 | 0 | 0 | 0 | 0 | 0 | 0 | 0 | 0 | 0 | 0 | 0 |
| Curfew and Loitering Law Violations | M | 0 | 0 | 0 | 0 | 0 | 0 | 0 | 0 | 0 | 0 | 0 | 0 | 0 |
| Curfew and Loitering Law Violations | F | 0 | 0 | 0 | 0 | 0 | 0 | 0 | 0 | 0 | 0 | 0 | 0 | 0 |
| Runaway | M | 0 | 0 | 0 | 0 | 0 | 0 | 0 | 0 | 0 | 0 | 0 | 0 | 0 |
| Runaway | F | 0 | 0 | 0 | 0 | 0 | 0 | 0 | 0 | 0 | 0 | 0 | 0 | 0 |
| | | 0 | 0 | 0 | 0 | 0 | 0 | 0 | 0 | 43 | 56 | 50 | 48 | |

*The criminal statistics within this publication are only those criminal statistics reported to the Uniform Crime Reporting Program by the participating law enforcement agencies.

Lyon Co SO Arrests By Offense and Age

| | 22 | 23 | 24 | 25-29 | 30-34 | 35-39 | 40-44 | 45-49 | 50-54 | 55-59 | 60-64 | over 64 | Total >18 | Grand Total |
|----|----|----|-----|-------|-------|-------|-------|-------|-------|-------|-------|------------|-----------|-------------|
| 0 | 0 | 0 | 0 | 1 | 0 | 0 | 0 | 0 | 0 | 0 | 0 | 0 | 1 | 1 |
| 0 | 0 | 0 | 0 | 0 | 0 | 0 | 0 | 0 | 0 | 0 | 0 | 0 | 0 | 0 |
| 0 | 0 | 0 | 0 | 0 | 0 | 0 | 0 | 0 | 0 | 0 | 0 | 0 | 0 | 0 |
| 0 | 0 | 0 | 0 | 0 | 0 | 0 | 0 | 0 | 0 | 0 | 0 | 0 | 0 | 0 |
| 0 | 0 | 0 | 0 | 0 | 0 | 0 | 0 | 0 | 0 | 0 | 0 | 0 | 0 | 0 |
| 0 | 0 | 0 | 0 | 0 | 0 | 0 | 0 | 0 | 0 | 0 | 0 | 0 | 2 | 2 |
| 0 | 0 | 0 | 0 | 0 | 0 | 0 | 0 | 0 | 0 | 0 | 0 | 0 | 1 | 1 |
| 0 | 0 | 0 | 0 | 0 | 0 | 1 | 0 | 1 | 0 | 0 | 0 | 0 | 2 | 2 |
| 0 | 0 | 0 | 0 | 0 | 0 | 0 | 0 | 0 | 0 | 0 | 0 | 0 | 0 | 0 |
| 2 | 4 | 0 | 6 | 4 | 3 | 6 | 3 | 1 | 0 | 0 | 0 | 1 | 35 | 35 |
| 0 | 0 | 0 | 1 | 1 | 4 | 0 | 1 | 0 | 0 | 0 | 0 | 0 | 8 | 8 |
| 1 | 1 | 1 | 0 | 1 | 0 | 2 | 0 | 0 | 0 | 0 | 0 | 0 | 8 | 8 |
| 0 | 0 | 0 | 0 | 0 | 0 | 0 | 0 | 0 | 0 | 0 | 0 | 0 | 0 | 0 |
| 1 | 0 | 1 | 0 | 1 | 0 | 0 | 0 | 1 | 1 | 0 | 0 | 0 | 7 | 7 |
| 0 | 0 | 0 | 0 | 0 | 0 | 0 | 0 | 0 | 0 | 0 | 0 | 0 | 1 | 1 |
| 1 | 0 | 0 | 0 | 0 | 0 | 0 | 1 | 2 | 0 | 0 | 0 | 0 | 4 | 4 |
| 0 | 0 | 0 | 0 | 0 | 0 | 0 | 1 | 0 | 0 | 0 | 0 | 0 | 1 | 1 |
| 0 | 0 | 0 | 0 | 0 | 0 | 0 | 0 | 0 | 0 | 0 | 0 | 0 | 0 | 0 |
| 0 | 0 | 0 | 0 | 0 | 0 | 0 | 0 | 2 | 0 | 0 | 0 | 0 | 2 | 2 |
| 1 | 0 | 0 | 0 | 0 | 0 | 0 | 0 | 0 | 0 | 0 | 1 | 0 | 2 | 2 |
| 0 | 0 | 0 | 0 | 0 | 0 | 0 | 0 | 0 | 0 | 0 | 0 | 0 | 1 | 1 |
| 0 | 0 | 0 | 0 | 0 | 0 | 0 | 0 | 0 | 0 | 0 | 0 | 0 | 0 | 0 |
| 0 | 0 | 0 | 0 | 0 | 0 | 0 | 0 | 0 | 0 | 0 | 0 | 0 | 0 | 0 |
| 0 | 0 | 0 | 1 | 0 | 0 | 0 | 0 | 0 | 0 | 0 | 0 | 0 | 1 | 1 |
| 0 | 0 | 0 | 0 | 0 | 0 | 0 | 0 | 0 | 0 | 0 | 0 | 0 | 0 | 0 |
| 0 | 0 | 0 | 0 | 3 | 2 | 0 | 1 | 0 | 0 | 0 | 0 | 0 | 6 | 6 |
| 0 | 0 | 0 | 1 | 0 | 0 | 0 | 0 | 0 | 0 | 0 | 0 | 0 | 1 | 1 |
| 1 | 0 | 0 | 0 | 0 | 0 | 0 | 0 | 0 | 0 | 0 | 0 | 0 | 1 | 1 |
| 0 | 0 | 0 | 1 | 0 | 0 | 0 | 0 | 0 | 0 | 0 | 0 | 0 | 1 | 1 |
| 2 | 0 | 0 | 2 | 0 | 3 | 3 | 0 | 1 | 1 | 0 | 0 | 0 | 18 | 18 |
| 0 | 0 | 0 | 0 | 0 | 2 | 0 | 0 | 0 | 0 | 0 | 0 | 0 | 2 | 2 |
| 0 | 0 | 0 | 0 | 0 | 0 | 0 | 0 | 0 | 0 | 0 | 0 | 0 | 0 | 0 |
| 0 | 0 | 0 | 0 | 0 | 0 | 0 | 0 | 0 | 0 | 0 | 0 | 0 | 0 | 0 |
| 0 | 0 | 0 | 1 | 0 | 0 | 1 | 0 | 1 | 0 | 1 | 0 | 0 | 6 | 6 |
| 0 | 0 | 0 | 0 | 0 | 1 | 0 | 0 | 0 | 0 | 0 | 0 | 0 | 1 | 1 |
| 3 | 4 | 0 | 24 | 10 | 7 | 16 | 7 | 4 | 0 | 2 | 0 | 0 | 102 | 102 |
| 0 | 0 | 1 | 8 | 3 | 4 | 2 | 2 | 4 | 0 | 0 | 0 | 0 | 28 | 28 |
| 0 | 0 | 0 | 0 | 0 | 0 | 0 | 0 | 0 | 0 | 0 | 0 | 0 | 0 | 0 |
| 0 | 0 | 0 | 0 | 0 | 0 | 0 | 0 | 0 | 0 | 0 | 0 | 0 | 0 | 0 |
| 2 | 2 | 2 | 24 | 18 | 15 | 9 | 20 | 10 | 5 | 1 | 2 | 0 | 117 | 117 |
| 1 | 0 | 1 | 6 | 5 | 3 | 6 | 3 | 3 | 0 | 0 | 0 | 0 | 32 | 32 |
| 8 | 13 | 6 | 39 | 25 | 20 | 20 | 39 | 21 | 17 | 10 | 3 | 0 | 243 | 243 |
| 1 | 1 | 0 | 7 | 5 | 14 | 16 | 4 | 7 | 1 | 3 | 0 | 0 | 65 | 65 |
| 0 | 0 | 0 | 0 | 0 | 0 | 0 | 0 | 0 | 0 | 0 | 0 | 0 | 4 | 4 |
| 0 | 0 | 0 | 0 | 0 | 0 | 0 | 0 | 0 | 0 | 0 | 0 | 0 | 2 | 2 |
| 0 | 0 | 0 | 2 | 0 | 2 | 0 | 2 | 1 | 0 | 1 | 2 | 0 | 17 | 17 |
| 0 | 0 | 0 | 0 | 0 | 0 | 0 | 0 | 0 | 0 | 0 | 0 | 0 | 0 | 0 |
| 1 | 0 | 0 | 0 | 0 | 0 | 0 | 0 | 0 | 0 | 0 | 0 | 0 | 1 | 1 |
| 0 | 0 | 0 | 0 | 0 | 0 | 0 | 0 | 0 | 0 | 0 | 0 | 0 | 0 | 0 |
| 0 | 0 | 0 | 0 | 0 | 0 | 0 | 0 | 0 | 0 | 0 | 0 | 0 | 0 | 0 |
| 0 | 0 | 0 | 0 | 0 | 0 | 0 | 0 | 0 | 0 | 0 | 0 | 0 | 0 | 0 |
| 0 | 0 | 0 | 0 | 0 | 0 | 0 | 0 | 0 | 0 | 0 | 0 | 0 | 0 | 0 |
| 13 | 13 | 12 | 67 | 53 | 55 | 67 | 36 | 17 | 7 | 9 | 10 | 0 | 431 | 431 |
| 2 | 5 | 0 | 25 | 16 | 18 | 20 | 15 | 4 | 2 | 0 | 0 | 0 | 128 | 128 |
| 0 | 0 | 0 | 0 | 0 | 0 | 0 | 0 | 0 | 0 | 0 | 0 | 0 | 0 | 0 |
| 0 | 0 | 0 | 0 | 0 | 0 | 0 | 0 | 0 | 0 | 0 | 0 | 0 | 0 | 0 |
| 0 | 0 | 0 | 0 | 0 | 0 | 0 | 0 | 0 | 0 | 0 | 0 | 0 | 0 | 0 |
| 0 | 0 | 0 | 0 | 0 | 0 | 0 | 0 | 0 | 0 | 0 | 0 | 0 | 0 | 0 |
| 0 | 0 | 0 | 0 | 0 | 0 | 0 | 0 | 0 | 0 | 0 | 0 | 0 | 0 | 0 |
| 0 | 0 | 0 | 0 | 0 | 0 | 0 | 0 | 0 | 0 | 0 | 0 | 0 | 0 | 0 |
| 0 | 0 | 0 | 0 | 0 | 0 | 0 | 0 | 0 | 0 | 0 | 0 | 0 | 0 | 0 |
| 40 | 43 | 24 | 216 | 145 | 154 | 170 | 139 | 75 | 33 | 28 | 18 | 0 | 1,282 | 1,282 |

*Lyon County Sheriff's Office does not report juvenile arrests

Mesquite PD Arrests By Offense and Age

| OFFENSE | SEX | 9 & Under | | | | | | | | | | | |
|--------------------------------------|-----|-----------|-------|----|----|----|-----------|-----|----|----|----|----|----|
| | | 10-12 | 13-14 | 15 | 16 | 17 | Total <18 | 18 | 19 | 20 | 21 | | |
| Murder | M | 0 | 0 | 0 | 0 | 0 | 0 | 0 | 0 | 0 | 0 | 0 | 0 |
| Murder | F | 0 | 0 | 0 | 0 | 0 | 0 | 0 | 0 | 0 | 0 | 0 | 0 |
| Manslaughter by Negligence | M | 0 | 0 | 0 | 0 | 0 | 0 | 0 | 0 | 0 | 0 | 0 | 0 |
| Manslaughter by Negligence | F | 0 | 0 | 0 | 0 | 0 | 0 | 0 | 0 | 0 | 0 | 0 | 0 |
| Forcible Rape | M | 0 | 0 | 0 | 0 | 0 | 0 | 0 | 0 | 0 | 0 | 0 | 0 |
| Forcible Rape | F | 0 | 0 | 0 | 0 | 0 | 0 | 0 | 0 | 0 | 0 | 0 | 0 |
| Robbery | M | 0 | 0 | 0 | 0 | 0 | 0 | 0 | 0 | 1 | 0 | 0 | 0 |
| Robbery | F | 0 | 0 | 0 | 0 | 0 | 0 | 0 | 0 | 0 | 0 | 0 | 0 |
| Aggravated Assault | M | 0 | 0 | 0 | 0 | 0 | 0 | 0 | 0 | 0 | 0 | 0 | 0 |
| Aggravated Assault | F | 0 | 0 | 0 | 0 | 0 | 0 | 0 | 0 | 0 | 0 | 0 | 0 |
| Other Assaults | M | 0 | 0 | 1 | 1 | 4 | 1 | 7 | 5 | 4 | 3 | 2 | 2 |
| Other Assaults | F | 0 | 1 | 6 | 3 | 1 | 2 | 13 | 2 | 3 | 0 | 0 | 0 |
| Burglary | M | 0 | 0 | 0 | 2 | 0 | 1 | 3 | 0 | 2 | 2 | 1 | 1 |
| Burglary | F | 0 | 0 | 0 | 0 | 0 | 0 | 0 | 0 | 1 | 1 | 0 | 0 |
| Larceny--Theft | M | 0 | 5 | 3 | 1 | 0 | 0 | 9 | 2 | 2 | 2 | 3 | 3 |
| Larceny--Theft | F | 0 | 0 | 2 | 1 | 0 | 1 | 4 | 0 | 1 | 0 | 0 | 0 |
| Motor Vehicle Theft | M | 0 | 0 | 0 | 0 | 0 | 1 | 1 | 0 | 1 | 0 | 0 | 0 |
| Motor Vehicle Theft | F | 0 | 0 | 0 | 0 | 1 | 0 | 1 | 0 | 0 | 0 | 0 | 0 |
| Arson | M | 0 | 0 | 0 | 0 | 0 | 0 | 0 | 0 | 0 | 0 | 0 | 0 |
| Arson | F | 0 | 0 | 0 | 0 | 0 | 0 | 0 | 0 | 0 | 0 | 0 | 0 |
| Forgery & Counterfeiting | M | 0 | 0 | 0 | 0 | 0 | 0 | 0 | 0 | 0 | 0 | 0 | 0 |
| Forgery & Counterfeiting | F | 0 | 0 | 0 | 0 | 0 | 0 | 0 | 0 | 0 | 0 | 0 | 1 |
| Fraud | M | 0 | 0 | 0 | 0 | 0 | 0 | 0 | 1 | 0 | 1 | 0 | 0 |
| Fraud | F | 0 | 0 | 0 | 0 | 0 | 0 | 0 | 0 | 0 | 1 | 0 | 0 |
| Embezzlement | M | 0 | 0 | 0 | 0 | 0 | 0 | 0 | 0 | 0 | 0 | 0 | 0 |
| Embezzlement | F | 0 | 0 | 0 | 0 | 0 | 0 | 0 | 0 | 0 | 0 | 0 | 0 |
| Stolen Property-Buy, Possess, Recei | M | 0 | 0 | 1 | 2 | 0 | 0 | 3 | 0 | 0 | 1 | 1 | 1 |
| Stolen Property-Buy, Possess, Recei | F | 0 | 0 | 0 | 0 | 0 | 0 | 0 | 0 | 1 | 0 | 0 | 0 |
| Vandalism | M | 0 | 2 | 1 | 0 | 3 | 2 | 8 | 2 | 1 | 1 | 0 | 0 |
| Vandalism | F | 0 | 0 | 0 | 0 | 0 | 0 | 0 | 1 | 0 | 0 | 0 | 0 |
| Weapons-carrying, possession, etc... | M | 0 | 0 | 1 | 2 | 1 | 2 | 6 | 0 | 2 | 0 | 0 | 0 |
| Weapons-carrying, possession, etc... | F | 0 | 1 | 0 | 0 | 0 | 0 | 1 | 0 | 0 | 0 | 0 | 0 |
| Prostitution & Commercialized Vice | M | 0 | 0 | 0 | 0 | 0 | 0 | 0 | 0 | 0 | 0 | 0 | 0 |
| Prostitution & Commercialized Vice | F | 0 | 0 | 0 | 0 | 0 | 0 | 0 | 0 | 0 | 0 | 0 | 0 |
| Other Sex Offenses | M | 0 | 0 | 0 | 0 | 0 | 0 | 0 | 2 | 1 | 0 | 0 | 0 |
| Other Sex Offenses | F | 0 | 0 | 0 | 0 | 0 | 0 | 0 | 0 | 0 | 0 | 0 | 0 |
| Drug Abuse Violations | M | 0 | 0 | 0 | 0 | 1 | 7 | 8 | 3 | 3 | 7 | 4 | 4 |
| Drug Abuse Violations | F | 0 | 0 | 0 | 0 | 0 | 1 | 1 | 3 | 2 | 0 | 0 | 0 |
| Gambling | M | 0 | 0 | 0 | 0 | 0 | 1 | 1 | 0 | 3 | 4 | 0 | 0 |
| Gambling | F | 0 | 0 | 0 | 0 | 0 | 1 | 1 | 1 | 2 | 0 | 0 | 0 |
| Offenses Against Family & Children | M | 0 | 0 | 0 | 0 | 0 | 0 | 0 | 0 | 0 | 0 | 0 | 0 |
| Offenses Against Family & Children | F | 0 | 0 | 0 | 0 | 0 | 0 | 0 | 0 | 0 | 0 | 0 | 1 |
| Driving Under the Influence | M | 0 | 0 | 0 | 0 | 0 | 2 | 2 | 2 | 2 | 3 | 4 | 4 |
| Driving Under the Influence | F | 0 | 0 | 0 | 0 | 0 | 0 | 0 | 0 | 0 | 1 | 0 | 0 |
| Liquor Laws | M | 0 | 0 | 2 | 3 | 3 | 8 | 16 | 8 | 19 | 16 | 3 | 3 |
| Liquor Laws | F | 0 | 0 | 1 | 0 | 2 | 6 | 9 | 2 | 8 | 5 | 2 | 2 |
| Drunkenness | M | 0 | 0 | 0 | 0 | 2 | 1 | 3 | 0 | 0 | 0 | 0 | 0 |
| Drunkenness | F | 0 | 0 | 0 | 0 | 0 | 1 | 1 | 0 | 0 | 0 | 0 | 0 |
| Disorderly Conduct | M | 0 | 1 | 0 | 2 | 2 | 0 | 5 | 2 | 2 | 3 | 11 | 11 |
| Disorderly Conduct | F | 0 | 1 | 0 | 1 | 3 | 0 | 5 | 0 | 1 | 0 | 0 | 0 |
| Vagrancy | M | 0 | 0 | 0 | 0 | 0 | 0 | 0 | 0 | 0 | 0 | 0 | 0 |
| Vagrancy | F | 0 | 0 | 0 | 0 | 0 | 0 | 0 | 0 | 0 | 0 | 0 | 0 |
| All Other Offenses (except Traffic) | M | 0 | 0 | 1 | 0 | 1 | 3 | 5 | 0 | 1 | 1 | 3 | 3 |
| All Other Offenses (except Traffic) | F | 0 | 0 | 0 | 0 | 0 | 0 | 0 | 0 | 1 | 0 | 0 | 0 |
| Suspicion | M | 0 | 0 | 0 | 0 | 0 | 0 | 0 | 0 | 0 | 0 | 0 | 0 |
| Suspicion | F | 0 | 0 | 0 | 0 | 0 | 0 | 0 | 0 | 0 | 0 | 0 | 0 |
| Curfew and Loitering Law Violations | M | 0 | 1 | 1 | 5 | 5 | 5 | 17 | 0 | 0 | 0 | 0 | 0 |
| Curfew and Loitering Law Violations | F | 0 | 2 | 2 | 4 | 5 | 6 | 19 | 0 | 0 | 0 | 0 | 0 |
| Runaway | M | 0 | 0 | 0 | 0 | 0 | 0 | 0 | 0 | 0 | 0 | 0 | 0 |
| Runaway | F | 0 | 0 | 0 | 0 | 0 | 0 | 0 | 0 | 0 | 0 | 0 | 0 |
| GRAND TOTAL | | 0 | 14 | 22 | 27 | 34 | 52 | 149 | 37 | 63 | 52 | 36 | 36 |

*The criminal statistics within this publication are only those criminal statistics reported to the Uniform Crime Reporting Program by the participating law enforcement agencies.

Mesquite PD Arrests By Offense and Age

| | 22 | 23 | 24 | 25-29 | 30-34 | 35-39 | 40-44 | 45-49 | 50-54 | 55-59 | 60-64 | over 64 | Total >18 | Grand Total |
|----|----|----|-----|-------|-------|-------|-------|-------|-------|-------|-------|------------|-----------|-------------|
| 0 | 0 | 1 | 0 | 1 | 0 | 1 | 0 | 2 | 1 | 0 | 0 | 0 | 6 | 6 |
| 0 | 0 | 0 | 0 | 0 | 0 | 0 | 0 | 0 | 0 | 0 | 0 | 0 | 0 | 0 |
| 0 | 0 | 0 | 0 | 0 | 0 | 0 | 0 | 0 | 0 | 0 | 0 | 0 | 0 | 0 |
| 0 | 0 | 0 | 0 | 0 | 0 | 0 | 0 | 0 | 0 | 0 | 0 | 0 | 0 | 0 |
| 0 | 0 | 0 | 0 | 0 | 0 | 0 | 0 | 0 | 0 | 0 | 0 | 0 | 0 | 0 |
| 0 | 0 | 0 | 1 | 1 | 0 | 0 | 0 | 0 | 0 | 0 | 0 | 0 | 3 | 3 |
| 0 | 0 | 0 | 0 | 0 | 0 | 0 | 0 | 0 | 0 | 0 | 0 | 0 | 0 | 0 |
| 0 | 0 | 0 | 0 | 0 | 0 | 0 | 0 | 0 | 0 | 0 | 0 | 0 | 0 | 0 |
| 0 | 0 | 0 | 0 | 0 | 0 | 0 | 0 | 0 | 0 | 0 | 0 | 0 | 0 | 0 |
| 10 | 2 | 7 | 14 | 17 | 12 | 10 | 8 | 8 | 4 | 1 | 4 | 4 | 111 | 118 |
| 0 | 1 | 0 | 8 | 6 | 7 | 5 | 3 | 2 | 2 | 2 | 0 | 2 | 41 | 54 |
| 0 | 1 | 0 | 5 | 3 | 4 | 3 | 3 | 0 | 0 | 0 | 0 | 0 | 24 | 27 |
| 0 | 1 | 0 | 0 | 0 | 2 | 0 | 1 | 0 | 0 | 1 | 0 | 0 | 7 | 7 |
| 3 | 3 | 0 | 2 | 4 | 3 | 3 | 8 | 0 | 1 | 0 | 0 | 0 | 36 | 45 |
| 1 | 0 | 0 | 0 | 0 | 2 | 0 | 1 | 0 | 0 | 0 | 0 | 1 | 6 | 10 |
| 0 | 0 | 0 | 3 | 1 | 3 | 2 | 0 | 2 | 1 | 0 | 0 | 0 | 13 | 14 |
| 0 | 0 | 0 | 2 | 0 | 0 | 0 | 0 | 0 | 0 | 0 | 0 | 0 | 2 | 3 |
| 0 | 0 | 0 | 0 | 0 | 0 | 0 | 0 | 0 | 0 | 0 | 0 | 0 | 0 | 0 |
| 0 | 0 | 0 | 0 | 0 | 0 | 0 | 0 | 0 | 0 | 0 | 0 | 0 | 0 | 0 |
| 0 | 0 | 0 | 0 | 0 | 1 | 0 | 1 | 0 | 0 | 0 | 0 | 0 | 2 | 2 |
| 0 | 0 | 0 | 1 | 1 | 2 | 0 | 0 | 0 | 0 | 0 | 0 | 0 | 5 | 5 |
| 1 | 0 | 1 | 3 | 0 | 3 | 0 | 0 | 0 | 0 | 0 | 0 | 1 | 11 | 11 |
| 0 | 0 | 0 | 0 | 0 | 0 | 0 | 0 | 0 | 0 | 0 | 0 | 0 | 1 | 1 |
| 0 | 0 | 0 | 0 | 0 | 0 | 0 | 0 | 0 | 0 | 0 | 0 | 0 | 0 | 0 |
| 0 | 0 | 0 | 0 | 0 | 1 | 0 | 0 | 0 | 0 | 0 | 0 | 0 | 1 | 1 |
| 0 | 1 | 0 | 2 | 4 | 1 | 1 | 0 | 0 | 0 | 0 | 0 | 0 | 11 | 14 |
| 0 | 0 | 0 | 0 | 0 | 0 | 0 | 1 | 0 | 0 | 0 | 0 | 0 | 2 | 2 |
| 0 | 0 | 2 | 3 | 0 | 3 | 1 | 1 | 3 | 0 | 1 | 0 | 0 | 18 | 26 |
| 0 | 0 | 0 | 0 | 0 | 1 | 0 | 0 | 0 | 0 | 0 | 0 | 0 | 2 | 2 |
| 0 | 0 | 0 | 1 | 2 | 2 | 1 | 0 | 1 | 0 | 0 | 0 | 1 | 10 | 16 |
| 0 | 0 | 0 | 0 | 0 | 0 | 0 | 0 | 0 | 0 | 0 | 0 | 0 | 0 | 1 |
| 1 | 0 | 0 | 0 | 1 | 0 | 0 | 0 | 0 | 0 | 0 | 0 | 0 | 2 | 2 |
| 0 | 0 | 0 | 1 | 0 | 0 | 0 | 0 | 0 | 0 | 0 | 0 | 0 | 1 | 1 |
| 0 | 0 | 0 | 0 | 1 | 2 | 1 | 1 | 0 | 0 | 0 | 0 | 0 | 8 | 8 |
| 0 | 0 | 0 | 0 | 0 | 0 | 0 | 0 | 0 | 0 | 0 | 0 | 0 | 0 | 0 |
| 2 | 2 | 2 | 19 | 9 | 7 | 8 | 4 | 3 | 0 | 0 | 1 | 1 | 74 | 82 |
| 1 | 1 | 0 | 4 | 1 | 5 | 3 | 3 | 0 | 1 | 0 | 0 | 0 | 24 | 25 |
| 0 | 0 | 0 | 0 | 0 | 0 | 1 | 0 | 1 | 0 | 0 | 0 | 0 | 9 | 10 |
| 0 | 0 | 0 | 0 | 0 | 0 | 0 | 0 | 0 | 0 | 0 | 0 | 0 | 3 | 4 |
| 0 | 0 | 0 | 0 | 1 | 0 | 0 | 0 | 0 | 0 | 0 | 0 | 0 | 1 | 1 |
| 0 | 0 | 1 | 0 | 1 | 1 | 1 | 0 | 0 | 0 | 0 | 0 | 0 | 5 | 5 |
| 5 | 5 | 4 | 21 | 15 | 9 | 7 | 6 | 11 | 8 | 3 | 5 | 5 | 110 | 112 |
| 1 | 1 | 0 | 4 | 0 | 4 | 1 | 1 | 0 | 1 | 1 | 0 | 0 | 15 | 15 |
| 1 | 0 | 0 | 3 | 2 | 0 | 2 | 1 | 1 | 0 | 0 | 0 | 0 | 56 | 72 |
| 0 | 0 | 1 | 1 | 1 | 0 | 1 | 0 | 0 | 0 | 0 | 0 | 0 | 21 | 30 |
| 0 | 0 | 0 | 0 | 0 | 0 | 0 | 0 | 0 | 0 | 0 | 0 | 0 | 0 | 3 |
| 0 | 0 | 0 | 0 | 0 | 0 | 0 | 0 | 0 | 0 | 0 | 0 | 0 | 0 | 1 |
| 6 | 8 | 1 | 12 | 12 | 9 | 6 | 6 | 3 | 4 | 2 | 0 | 0 | 87 | 92 |
| 0 | 0 | 1 | 5 | 2 | 1 | 4 | 0 | 0 | 0 | 0 | 0 | 0 | 14 | 19 |
| 0 | 0 | 0 | 1 | 0 | 0 | 1 | 0 | 0 | 0 | 0 | 0 | 0 | 2 | 2 |
| 0 | 0 | 0 | 0 | 0 | 0 | 0 | 0 | 0 | 0 | 0 | 0 | 0 | 0 | 0 |
| 3 | 7 | 3 | 14 | 11 | 9 | 4 | 4 | 1 | 2 | 0 | 1 | 1 | 64 | 69 |
| 1 | 0 | 1 | 5 | 1 | 2 | 1 | 0 | 2 | 1 | 0 | 0 | 0 | 15 | 15 |
| 0 | 0 | 0 | 0 | 0 | 0 | 0 | 0 | 0 | 0 | 0 | 0 | 0 | 0 | 0 |
| 0 | 0 | 0 | 0 | 0 | 0 | 0 | 0 | 0 | 0 | 0 | 0 | 0 | 0 | 0 |
| 0 | 0 | 0 | 0 | 0 | 0 | 0 | 0 | 0 | 0 | 0 | 0 | 0 | 0 | 17 |
| 0 | 0 | 0 | 0 | 0 | 0 | 0 | 0 | 0 | 0 | 0 | 0 | 0 | 0 | 19 |
| 0 | 0 | 0 | 0 | 0 | 0 | 0 | 0 | 0 | 0 | 0 | 0 | 0 | 0 | 0 |
| 0 | 0 | 0 | 0 | 0 | 0 | 0 | 0 | 0 | 0 | 0 | 0 | 0 | 0 | 0 |
| 36 | 34 | 24 | 136 | 97 | 97 | 67 | 55 | 39 | 25 | 9 | 16 | 16 | 823 | 972 |

Mineral Co SO Arrests By Offense and Age

| OFFENSE | SEX | 9 & | | | | | | | Total <18 | 18 | 19 | 20 | 21 |
|--------------------------------------|-----|-------|-------|-------|----|----|----|----|-----------|----|----|----|----|
| | | Under | 10-12 | 13-14 | 15 | 16 | 17 | | | | | | |
| Murder | M | 0 | 0 | 0 | 0 | 0 | 0 | 0 | 0 | 0 | 0 | 0 | |
| | F | 0 | 0 | 0 | 0 | 0 | 0 | 0 | 0 | 0 | 0 | 0 | |
| Manslaughter by Negligence | M | 0 | 0 | 0 | 0 | 0 | 0 | 0 | 0 | 0 | 0 | 0 | |
| | F | 0 | 0 | 0 | 0 | 0 | 0 | 0 | 0 | 0 | 0 | 0 | |
| Forcible Rape | M | 0 | 0 | 0 | 0 | 0 | 0 | 0 | 1 | 0 | 0 | 0 | |
| | F | 0 | 0 | 0 | 0 | 0 | 0 | 0 | 0 | 0 | 0 | 0 | |
| Robbery | M | 0 | 0 | 0 | 0 | 0 | 0 | 0 | 0 | 0 | 0 | 0 | |
| | F | 0 | 0 | 0 | 0 | 0 | 0 | 0 | 0 | 0 | 0 | 0 | |
| Aggravated Assault | M | 0 | 0 | 0 | 0 | 0 | 0 | 0 | 0 | 0 | 0 | 0 | |
| | F | 0 | 0 | 0 | 0 | 0 | 0 | 0 | 0 | 0 | 0 | 0 | |
| Other Assaults | M | 0 | 0 | 2 | 0 | 4 | 2 | 8 | 0 | 3 | 2 | 0 | |
| | F | 0 | 0 | 0 | 1 | 2 | 1 | 4 | 0 | 1 | 0 | 0 | |
| Burglary | M | 0 | 0 | 0 | 0 | 0 | 1 | 1 | 2 | 1 | 0 | 2 | |
| | F | 0 | 0 | 0 | 0 | 0 | 0 | 0 | 0 | 0 | 0 | 0 | |
| Larceny--Theft | M | 1 | 0 | 0 | 1 | 0 | 0 | 2 | 0 | 0 | 0 | 0 | |
| | F | 0 | 0 | 0 | 0 | 0 | 0 | 0 | 0 | 0 | 0 | 0 | |
| Motor Vehicle Theft | M | 0 | 0 | 0 | 0 | 0 | 0 | 0 | 0 | 0 | 0 | 0 | |
| | F | 0 | 0 | 0 | 0 | 0 | 1 | 1 | 0 | 0 | 0 | 0 | |
| Arson | M | 0 | 0 | 0 | 0 | 0 | 0 | 0 | 0 | 0 | 0 | 0 | |
| | F | 0 | 0 | 0 | 0 | 0 | 0 | 0 | 0 | 0 | 0 | 0 | |
| Forgery & Counterfeiting | M | 0 | 0 | 0 | 0 | 0 | 0 | 0 | 0 | 0 | 0 | 0 | |
| | F | 0 | 0 | 0 | 0 | 0 | 0 | 0 | 0 | 0 | 0 | 0 | |
| Fraud | M | 0 | 0 | 2 | 0 | 0 | 0 | 2 | 0 | 0 | 0 | 0 | |
| | F | 0 | 0 | 0 | 0 | 0 | 0 | 0 | 0 | 0 | 0 | 0 | |
| Embezzlement | M | 0 | 0 | 0 | 0 | 0 | 0 | 0 | 0 | 0 | 0 | 0 | |
| | F | 0 | 0 | 0 | 0 | 0 | 0 | 0 | 0 | 0 | 0 | 0 | |
| Stolen Property-Buy, Possess, Recei | M | 0 | 0 | 0 | 0 | 0 | 0 | 0 | 0 | 0 | 1 | 0 | |
| | F | 0 | 0 | 0 | 0 | 0 | 0 | 0 | 0 | 0 | 1 | 1 | |
| Vandalism | M | 0 | 0 | 0 | 0 | 0 | 0 | 0 | 0 | 0 | 0 | 0 | |
| | F | 0 | 0 | 0 | 0 | 0 | 0 | 0 | 0 | 0 | 0 | 0 | |
| Weapons-carrying, possession, etc... | M | 0 | 0 | 0 | 0 | 0 | 0 | 0 | 0 | 0 | 0 | 0 | |
| | F | 0 | 0 | 0 | 0 | 0 | 0 | 0 | 0 | 0 | 0 | 0 | |
| Prostitution & Commercialized Vice | M | 0 | 0 | 0 | 0 | 0 | 0 | 0 | 0 | 0 | 0 | 0 | |
| | F | 0 | 0 | 0 | 0 | 0 | 0 | 0 | 0 | 0 | 0 | 0 | |
| Other Sex Offenses | M | 0 | 0 | 0 | 0 | 0 | 0 | 0 | 1 | 1 | 1 | 0 | |
| | F | 0 | 0 | 0 | 0 | 0 | 0 | 0 | 0 | 0 | 0 | 0 | |
| Drug Abuse Violations | M | 0 | 0 | 1 | 0 | 0 | 1 | 2 | 1 | 0 | 1 | 0 | |
| | F | 0 | 0 | 2 | 1 | 1 | 0 | 4 | 0 | 0 | 0 | 2 | |
| Gambling | M | 0 | 0 | 0 | 0 | 0 | 0 | 0 | 0 | 0 | 0 | 0 | |
| | F | 0 | 0 | 0 | 0 | 0 | 0 | 0 | 0 | 0 | 0 | 0 | |
| Offenses Against Family & Children | M | 0 | 0 | 0 | 0 | 0 | 0 | 0 | 0 | 0 | 0 | 0 | |
| | F | 0 | 0 | 0 | 0 | 0 | 0 | 0 | 0 | 0 | 0 | 0 | |
| Driving Under the Influence | M | 0 | 0 | 0 | 0 | 0 | 1 | 1 | 0 | 6 | 0 | 0 | |
| | F | 0 | 0 | 0 | 0 | 0 | 0 | 0 | 1 | 1 | 0 | 0 | |
| Liquor Laws | M | 0 | 0 | 0 | 0 | 0 | 1 | 1 | 2 | 5 | 3 | 0 | |
| | F | 0 | 0 | 0 | 0 | 1 | 0 | 1 | 2 | 0 | 0 | 0 | |
| Drunkenness | M | 0 | 0 | 0 | 0 | 1 | 1 | 2 | 0 | 0 | 0 | 0 | |
| | F | 0 | 0 | 0 | 0 | 0 | 2 | 2 | 0 | 0 | 0 | 0 | |
| Disorderly Conduct | M | 0 | 0 | 0 | 0 | 0 | 0 | 0 | 1 | 1 | 1 | 2 | |
| | F | 0 | 0 | 0 | 0 | 0 | 0 | 0 | 0 | 0 | 1 | 0 | |
| Vagrancy | M | 0 | 0 | 0 | 0 | 0 | 0 | 0 | 0 | 0 | 0 | 0 | |
| | F | 0 | 0 | 0 | 0 | 0 | 0 | 0 | 0 | 0 | 0 | 0 | |
| All Other Offenses (except Traffic) | M | 0 | 0 | 6 | 10 | 9 | 5 | 30 | 3 | 1 | 1 | 2 | |
| | F | 0 | 0 | 3 | 3 | 11 | 1 | 18 | 2 | 1 | 0 | 1 | |
| Suspicion | M | 0 | 0 | 0 | 0 | 0 | 0 | 0 | 0 | 0 | 0 | 0 | |
| | F | 0 | 0 | 0 | 0 | 0 | 0 | 0 | 0 | 0 | 0 | 0 | |
| Curfew and Loitering Law Violations | M | 0 | 2 | 1 | 3 | 2 | 2 | 10 | 0 | 0 | 0 | 0 | |
| | F | 0 | 0 | 2 | 2 | 2 | 3 | 9 | 0 | 0 | 0 | 0 | |
| Runaway | M | 0 | 0 | 0 | 1 | 0 | 0 | 1 | 0 | 0 | 0 | 0 | |
| | F | 0 | 0 | 0 | 0 | 0 | 0 | 0 | 0 | 0 | 0 | 0 | |
| GRAND TOTAL | | 1 | 2 | 19 | 22 | 33 | 22 | 99 | 16 | 21 | 12 | 10 | |

*The criminal statistics within this publication are only those criminal statistics reported to the Uniform Crime Reporting Program by the participating law enforcement agencies.

North Las Vegas PD Arrests By Offense and Age

| OFFENSE | SEX | 9 & Under | | | | | | | | | | | | |
|--------------------------------------|-----|-----------|-------|----|-----|-----|-----------|-----|-----|-----|-----|-----|-----|---|
| | | 10 -12 | 13-14 | 15 | 16 | 17 | Total <18 | 18 | 19 | 20 | 21 | | | |
| Murder | M | 0 | 0 | 0 | 0 | 0 | 0 | 0 | 0 | 0 | 0 | 1 | 0 | 1 |
| | F | 0 | 0 | 0 | 0 | 0 | 0 | 0 | 0 | 0 | 0 | 0 | 0 | 0 |
| Manslaughter by Negligence | M | 0 | 0 | 0 | 0 | 0 | 0 | 0 | 0 | 0 | 0 | 0 | 0 | 0 |
| | F | 0 | 0 | 0 | 0 | 0 | 0 | 0 | 0 | 0 | 0 | 0 | 0 | 0 |
| Forcible Rape | M | 0 | 0 | 0 | 0 | 4 | 1 | 5 | 0 | 0 | 0 | 0 | 0 | 2 |
| | F | 0 | 0 | 0 | 0 | 0 | 0 | 0 | 0 | 0 | 0 | 0 | 0 | 0 |
| Robbery | M | 0 | 1 | 7 | 9 | 9 | 13 | 39 | 8 | 6 | 4 | 5 | 0 | 0 |
| | F | 0 | 0 | 1 | 0 | 2 | 1 | 4 | 0 | 0 | 0 | 0 | 0 | 0 |
| Aggravated Assault | M | 0 | 2 | 3 | 5 | 5 | 6 | 21 | 6 | 11 | 8 | 11 | 0 | 0 |
| | F | 0 | 0 | 0 | 1 | 1 | 1 | 3 | 5 | 5 | 0 | 1 | 0 | 0 |
| Other Assaults | M | 1 | 2 | 24 | 14 | 27 | 19 | 87 | 25 | 27 | 26 | 34 | 0 | 0 |
| | F | 1 | 4 | 16 | 14 | 11 | 15 | 61 | 7 | 13 | 9 | 14 | 0 | 0 |
| Burglary | M | 3 | 11 | 36 | 26 | 26 | 22 | 124 | 11 | 12 | 6 | 3 | 0 | 0 |
| | F | 0 | 0 | 2 | 0 | 5 | 1 | 8 | 0 | 1 | 0 | 1 | 0 | 0 |
| Larceny--Theft | M | 0 | 11 | 18 | 14 | 7 | 11 | 61 | 8 | 12 | 8 | 14 | 0 | 0 |
| | F | 0 | 8 | 7 | 3 | 6 | 2 | 26 | 3 | 5 | 5 | 4 | 0 | 0 |
| Motor Vehicle Theft | M | 0 | 0 | 9 | 4 | 7 | 5 | 25 | 4 | 2 | 1 | 2 | 0 | 0 |
| | F | 0 | 0 | 3 | 0 | 0 | 2 | 5 | 2 | 1 | 1 | 0 | 0 | 0 |
| Arson | M | 0 | 0 | 2 | 0 | 1 | 0 | 3 | 0 | 0 | 0 | 0 | 0 | 0 |
| | F | 0 | 0 | 0 | 0 | 0 | 1 | 1 | 0 | 0 | 0 | 0 | 0 | 0 |
| Forgery & Counterfeiting | M | 0 | 0 | 0 | 0 | 0 | 0 | 0 | 1 | 0 | 1 | 4 | 0 | 0 |
| | F | 0 | 0 | 0 | 0 | 0 | 1 | 1 | 0 | 2 | 1 | 4 | 0 | 0 |
| Fraud | M | 0 | 0 | 1 | 1 | 1 | 1 | 4 | 3 | 2 | 3 | 2 | 0 | 0 |
| | F | 0 | 0 | 1 | 2 | 1 | 1 | 5 | 1 | 2 | 0 | 1 | 0 | 0 |
| Embezzlement | M | 0 | 0 | 0 | 0 | 0 | 3 | 3 | 0 | 0 | 1 | 2 | 0 | 0 |
| | F | 0 | 0 | 0 | 0 | 0 | 0 | 0 | 1 | 1 | 0 | 2 | 0 | 0 |
| Stolen Property-Buy, Possess, Recei | M | 0 | 1 | 3 | 6 | 10 | 8 | 28 | 6 | 1 | 5 | 2 | 0 | 0 |
| | F | 0 | 0 | 1 | 2 | 0 | 0 | 3 | 1 | 2 | 0 | 0 | 0 | 0 |
| Vandalism | M | 0 | 12 | 29 | 19 | 18 | 7 | 85 | 11 | 6 | 3 | 5 | 0 | 0 |
| | F | 2 | 3 | 4 | 0 | 0 | 0 | 9 | 0 | 0 | 0 | 0 | 0 | 0 |
| Weapons-carrying, possession, etc... | M | 0 | 0 | 3 | 5 | 13 | 10 | 31 | 26 | 20 | 18 | 17 | 0 | 0 |
| | F | 0 | 0 | 0 | 0 | 0 | 1 | 1 | 2 | 1 | 2 | 0 | 0 | 0 |
| Prostitution & Commercialized Vice | M | 0 | 0 | 0 | 0 | 0 | 0 | 0 | 0 | 0 | 0 | 0 | 0 | 0 |
| | F | 0 | 0 | 0 | 0 | 0 | 0 | 0 | 1 | 0 | 0 | 0 | 0 | 0 |
| Other Sex Offenses | M | 0 | 1 | 5 | 2 | 2 | 1 | 11 | 1 | 2 | 1 | 2 | 0 | 0 |
| | F | 0 | 0 | 0 | 0 | 0 | 0 | 0 | 0 | 0 | 0 | 0 | 0 | 0 |
| Drug Abuse Violations | M | 0 | 0 | 6 | 9 | 19 | 18 | 52 | 41 | 49 | 40 | 45 | 0 | 0 |
| | F | 0 | 0 | 3 | 1 | 3 | 8 | 15 | 8 | 5 | 4 | 10 | 0 | 0 |
| Gambling | M | 0 | 0 | 0 | 0 | 0 | 0 | 0 | 2 | 0 | 0 | 1 | 0 | 0 |
| | F | 0 | 0 | 0 | 0 | 0 | 0 | 0 | 0 | 0 | 0 | 1 | 0 | 0 |
| Offenses Against Family & Children | M | 0 | 0 | 0 | 0 | 0 | 0 | 0 | 0 | 0 | 0 | 0 | 0 | 1 |
| | F | 0 | 0 | 0 | 0 | 0 | 0 | 0 | 1 | 0 | 0 | 0 | 0 | 0 |
| Driving Under the Influence | M | 0 | 0 | 0 | 0 | 0 | 1 | 1 | 5 | 10 | 12 | 19 | 0 | 0 |
| | F | 0 | 0 | 0 | 0 | 0 | 0 | 0 | 0 | 0 | 1 | 7 | 0 | 0 |
| Liquor Laws | M | 0 | 0 | 1 | 1 | 1 | 1 | 4 | 3 | 4 | 2 | 3 | 0 | 0 |
| | F | 0 | 0 | 0 | 0 | 0 | 0 | 0 | 0 | 0 | 0 | 0 | 0 | 1 |
| Drunkenness | M | 0 | 0 | 0 | 0 | 0 | 0 | 0 | 0 | 0 | 0 | 0 | 0 | 0 |
| | F | 0 | 0 | 0 | 0 | 0 | 0 | 0 | 0 | 0 | 0 | 0 | 0 | 0 |
| Disorderly Conduct | M | 1 | 0 | 3 | 1 | 3 | 4 | 12 | 1 | 2 | 3 | 0 | 0 | 0 |
| | F | 0 | 1 | 5 | 1 | 0 | 0 | 7 | 0 | 1 | 0 | 1 | 0 | 0 |
| Vagrancy | M | 0 | 0 | 0 | 0 | 0 | 0 | 0 | 4 | 3 | 3 | 1 | 0 | 0 |
| | F | 0 | 0 | 0 | 0 | 0 | 0 | 0 | 0 | 1 | 1 | 1 | 0 | 0 |
| All Other Offenses (except Traffic) | M | 3 | 6 | 25 | 27 | 20 | 26 | 107 | 43 | 43 | 34 | 33 | 0 | 0 |
| | F | 0 | 2 | 6 | 1 | 6 | 2 | 17 | 7 | 10 | 11 | 10 | 0 | 0 |
| Suspicion | M | 0 | 0 | 0 | 0 | 0 | 0 | 0 | 0 | 0 | 0 | 0 | 0 | 0 |
| | F | 0 | 0 | 0 | 0 | 0 | 0 | 0 | 0 | 0 | 0 | 0 | 0 | 0 |
| Curfew and Loitering Law Violations | M | 0 | 0 | 0 | 2 | 3 | 2 | 7 | 0 | 0 | 0 | 0 | 0 | 0 |
| | F | 0 | 0 | 0 | 0 | 0 | 1 | 1 | 0 | 0 | 0 | 0 | 0 | 0 |
| Runaway | M | 0 | 0 | 0 | 0 | 0 | 0 | 0 | 0 | 0 | 0 | 0 | 0 | 0 |
| | F | 0 | 0 | 0 | 0 | 0 | 0 | 0 | 0 | 0 | 0 | 0 | 0 | 0 |
| GRAND TOTAL | | | 11 | 65 | 224 | 170 | 211 | 196 | 877 | 248 | 263 | 215 | 266 | |

*The criminal statistics within this publication are only those criminal statistics reported to the Uniform Crime Reporting Program by the participating law enforcement agencies.

North Las Vegas PD Arrests By Offense and Age

| | 22 | 23 | 24 | 25-29 | 30-34 | 35-39 | 40-44 | 45-49 | 50-54 | 55-59 | 60-64 | over 64 | Total >18 | Grand Total |
|-----|-----|-----|-----|-------|-------|-------|-------|-------|-------|-------|-------|------------|-----------|-------------|
| 2 | 0 | 0 | 0 | 1 | 0 | 1 | 0 | 0 | 1 | 0 | 0 | 0 | 7 | 7 |
| 0 | 0 | 0 | 0 | 0 | 0 | 1 | 0 | 0 | 0 | 0 | 0 | 0 | 1 | 1 |
| 0 | 0 | 0 | 0 | 0 | 0 | 0 | 0 | 0 | 0 | 1 | 0 | 0 | 1 | 1 |
| 0 | 0 | 0 | 0 | 0 | 0 | 0 | 0 | 0 | 0 | 0 | 0 | 0 | 0 | 0 |
| 0 | 1 | 0 | 1 | 0 | 2 | 3 | 1 | 0 | 0 | 0 | 0 | 0 | 10 | 15 |
| 0 | 0 | 0 | 0 | 0 | 0 | 0 | 0 | 0 | 0 | 0 | 0 | 0 | 0 | 0 |
| 2 | 2 | 4 | 7 | 10 | 9 | 9 | 5 | 1 | 1 | 1 | 1 | 0 | 74 | 113 |
| 1 | 0 | 0 | 0 | 3 | 0 | 0 | 0 | 0 | 0 | 0 | 0 | 0 | 4 | 8 |
| 8 | 12 | 13 | 33 | 28 | 40 | 23 | 21 | 9 | 5 | 0 | 0 | 3 | 231 | 252 |
| 1 | 1 | 3 | 15 | 11 | 11 | 10 | 3 | 6 | 1 | 0 | 0 | 0 | 73 | 76 |
| 24 | 30 | 33 | 145 | 121 | 126 | 100 | 59 | 34 | 13 | 1 | 1 | 1 | 799 | 886 |
| 13 | 8 | 13 | 55 | 32 | 38 | 34 | 11 | 6 | 5 | 1 | 1 | 1 | 260 | 321 |
| 3 | 7 | 6 | 13 | 1 | 3 | 4 | 7 | 3 | 0 | 1 | 0 | 0 | 80 | 204 |
| 0 | 0 | 0 | 1 | 1 | 3 | 0 | 0 | 0 | 0 | 0 | 0 | 0 | 7 | 15 |
| 11 | 9 | 7 | 39 | 48 | 43 | 38 | 34 | 23 | 9 | 3 | 1 | 1 | 307 | 368 |
| 2 | 6 | 3 | 10 | 14 | 7 | 17 | 7 | 5 | 1 | 2 | 0 | 0 | 91 | 117 |
| 0 | 3 | 1 | 5 | 6 | 6 | 2 | 0 | 0 | 0 | 0 | 0 | 0 | 32 | 57 |
| 0 | 0 | 0 | 0 | 1 | 0 | 0 | 0 | 0 | 0 | 0 | 0 | 0 | 5 | 10 |
| 1 | 0 | 0 | 1 | 3 | 1 | 1 | 1 | 1 | 0 | 0 | 0 | 0 | 8 | 11 |
| 0 | 0 | 0 | 0 | 0 | 0 | 0 | 0 | 0 | 0 | 0 | 0 | 0 | 0 | 1 |
| 2 | 4 | 0 | 10 | 10 | 15 | 17 | 3 | 4 | 2 | 0 | 0 | 0 | 73 | 73 |
| 5 | 1 | 2 | 5 | 7 | 5 | 9 | 6 | 2 | 1 | 0 | 0 | 0 | 50 | 51 |
| 4 | 3 | 4 | 7 | 10 | 10 | 11 | 7 | 7 | 0 | 0 | 0 | 0 | 73 | 77 |
| 2 | 2 | 0 | 6 | 5 | 2 | 3 | 1 | 3 | 1 | 0 | 0 | 0 | 29 | 34 |
| 1 | 0 | 0 | 2 | 2 | 1 | 4 | 0 | 1 | 2 | 0 | 0 | 0 | 16 | 19 |
| 2 | 1 | 1 | 5 | 0 | 4 | 1 | 0 | 0 | 0 | 0 | 0 | 0 | 18 | 18 |
| 2 | 1 | 5 | 8 | 3 | 4 | 6 | 1 | 0 | 0 | 0 | 0 | 0 | 44 | 72 |
| 0 | 0 | 1 | 3 | 0 | 0 | 0 | 0 | 0 | 0 | 0 | 0 | 0 | 7 | 10 |
| 3 | 2 | 1 | 17 | 8 | 6 | 3 | 3 | 1 | 0 | 0 | 0 | 0 | 69 | 154 |
| 1 | 0 | 0 | 2 | 2 | 4 | 2 | 1 | 0 | 0 | 0 | 0 | 0 | 12 | 21 |
| 14 | 8 | 14 | 39 | 19 | 11 | 9 | 7 | 2 | 1 | 0 | 0 | 0 | 205 | 236 |
| 0 | 2 | 0 | 2 | 0 | 3 | 2 | 0 | 0 | 0 | 0 | 0 | 0 | 14 | 15 |
| 0 | 0 | 0 | 0 | 1 | 0 | 0 | 0 | 0 | 0 | 0 | 0 | 0 | 1 | 1 |
| 0 | 0 | 0 | 0 | 0 | 0 | 0 | 1 | 0 | 0 | 0 | 0 | 0 | 2 | 2 |
| 0 | 0 | 2 | 2 | 5 | 11 | 4 | 6 | 3 | 4 | 0 | 0 | 0 | 43 | 54 |
| 0 | 0 | 0 | 1 | 0 | 0 | 1 | 0 | 0 | 0 | 0 | 0 | 0 | 2 | 2 |
| 51 | 42 | 48 | 188 | 100 | 115 | 82 | 56 | 29 | 10 | 2 | 2 | 2 | 900 | 952 |
| 5 | 11 | 7 | 21 | 22 | 28 | 22 | 14 | 9 | 0 | 0 | 0 | 0 | 166 | 181 |
| 0 | 0 | 0 | 0 | 0 | 0 | 1 | 1 | 0 | 0 | 0 | 0 | 0 | 5 | 5 |
| 0 | 0 | 0 | 0 | 0 | 0 | 0 | 0 | 0 | 0 | 0 | 0 | 0 | 1 | 1 |
| 1 | 0 | 2 | 0 | 4 | 1 | 2 | 1 | 0 | 0 | 0 | 0 | 0 | 12 | 12 |
| 1 | 1 | 0 | 5 | 4 | 2 | 0 | 1 | 0 | 0 | 0 | 0 | 0 | 15 | 15 |
| 16 | 17 | 20 | 85 | 76 | 56 | 65 | 27 | 23 | 10 | 10 | 3 | 3 | 454 | 455 |
| 1 | 2 | 2 | 8 | 7 | 6 | 12 | 4 | 2 | 5 | 3 | 0 | 0 | 60 | 60 |
| 2 | 2 | 3 | 13 | 13 | 23 | 35 | 38 | 27 | 4 | 1 | 2 | 2 | 175 | 179 |
| 0 | 0 | 0 | 2 | 1 | 5 | 3 | 3 | 1 | 2 | 0 | 0 | 0 | 18 | 18 |
| 0 | 0 | 0 | 2 | 0 | 0 | 0 | 0 | 1 | 0 | 0 | 0 | 0 | 3 | 3 |
| 0 | 0 | 0 | 0 | 0 | 0 | 1 | 0 | 0 | 0 | 0 | 0 | 0 | 1 | 1 |
| 1 | 2 | 2 | 11 | 4 | 4 | 4 | 4 | 3 | 0 | 0 | 0 | 0 | 41 | 53 |
| 1 | 0 | 0 | 0 | 0 | 2 | 2 | 0 | 0 | 1 | 0 | 0 | 0 | 8 | 15 |
| 1 | 2 | 4 | 5 | 4 | 4 | 9 | 4 | 3 | 2 | 0 | 0 | 0 | 49 | 49 |
| 0 | 1 | 1 | 1 | 2 | 4 | 2 | 2 | 0 | 0 | 1 | 0 | 0 | 17 | 17 |
| 42 | 31 | 41 | 151 | 143 | 156 | 153 | 114 | 83 | 26 | 15 | 8 | 8 | 1,116 | 1,223 |
| 8 | 10 | 10 | 37 | 41 | 37 | 37 | 26 | 12 | 2 | 0 | 0 | 0 | 258 | 275 |
| 0 | 0 | 0 | 0 | 0 | 0 | 0 | 0 | 0 | 0 | 0 | 0 | 0 | 0 | 0 |
| 0 | 0 | 0 | 0 | 0 | 0 | 0 | 0 | 0 | 0 | 0 | 0 | 0 | 0 | 0 |
| 0 | 0 | 0 | 0 | 0 | 0 | 0 | 0 | 0 | 0 | 0 | 0 | 0 | 0 | 7 |
| 0 | 0 | 0 | 0 | 0 | 0 | 0 | 0 | 0 | 0 | 0 | 0 | 0 | 0 | 1 |
| 0 | 0 | 0 | 0 | 0 | 0 | 0 | 0 | 0 | 0 | 0 | 0 | 0 | 0 | 0 |
| 0 | 0 | 0 | 0 | 0 | 0 | 0 | 0 | 0 | 0 | 0 | 0 | 0 | 0 | 0 |
| 0 | 0 | 0 | 0 | 0 | 0 | 0 | 0 | 0 | 0 | 0 | 0 | 0 | 0 | 0 |
| 234 | 224 | 253 | 963 | 773 | 808 | 745 | 480 | 303 | 110 | 41 | 21 | 21 | 5,947 | 6,824 |

Nye Co SO Arrests By Offense and Age

| OFFENSE | SEX | 9 & | | | | | | | | | | |
|--------------------------------------|-----|-------|--------|-------|-----|-----|----|-----------|----|----|----|----|
| | | Under | 10 -12 | 13-14 | 15 | 16 | 17 | Total <18 | 18 | 19 | 20 | 21 |
| Murder | M | 0 | 0 | 0 | 2 | 0 | 0 | 2 | 0 | 0 | 0 | 0 |
| | F | 0 | 0 | 0 | 0 | 0 | 0 | 0 | 0 | 0 | 0 | 0 |
| Manslaughter by Negligence | M | 0 | 0 | 0 | 0 | 0 | 0 | 0 | 0 | 0 | 0 | 0 |
| | F | 0 | 0 | 0 | 0 | 0 | 0 | 0 | 0 | 0 | 0 | 0 |
| Forcible Rape | M | 0 | 0 | 2 | 0 | 0 | 0 | 2 | 0 | 0 | 0 | 1 |
| | F | 0 | 0 | 0 | 0 | 0 | 0 | 0 | 0 | 0 | 0 | 0 |
| Robbery | M | 0 | 0 | 0 | 0 | 0 | 0 | 0 | 0 | 0 | 0 | 0 |
| | F | 0 | 0 | 0 | 0 | 0 | 0 | 0 | 0 | 1 | 0 | 0 |
| Aggravated Assault | M | 2 | 3 | 1 | 3 | 0 | 2 | 11 | 1 | 4 | 1 | 7 |
| | F | 0 | 0 | 0 | 1 | 0 | 0 | 1 | 0 | 1 | 1 | 0 |
| Other Assaults | M | 12 | 15 | 27 | 15 | 10 | 8 | 87 | 5 | 4 | 0 | 3 |
| | F | 0 | 6 | 7 | 6 | 0 | 3 | 22 | 3 | 1 | 0 | 1 |
| Burglary | M | 1 | 1 | 7 | 3 | 1 | 4 | 17 | 2 | 1 | 0 | 1 |
| | F | 0 | 0 | 0 | 0 | 0 | 1 | 1 | 0 | 0 | 0 | 0 |
| Larceny--Theft | M | 2 | 3 | 4 | 7 | 4 | 11 | 31 | 6 | 1 | 6 | 6 |
| | F | 0 | 0 | 0 | 5 | 3 | 1 | 9 | 0 | 1 | 1 | 1 |
| Motor Vehicle Theft | M | 0 | 0 | 0 | 1 | 1 | 1 | 3 | 1 | 0 | 0 | 1 |
| | F | 0 | 0 | 0 | 0 | 0 | 0 | 0 | 0 | 0 | 0 | 0 |
| Arson | M | 1 | 3 | 5 | 1 | 1 | 2 | 13 | 0 | 0 | 0 | 1 |
| | F | 0 | 2 | 0 | 0 | 0 | 0 | 2 | 0 | 0 | 0 | 0 |
| Forgery & Counterfeiting | M | 0 | 0 | 0 | 0 | 0 | 0 | 0 | 0 | 0 | 0 | 0 |
| | F | 0 | 0 | 0 | 0 | 0 | 0 | 0 | 0 | 0 | 1 | 0 |
| Fraud | M | 0 | 0 | 0 | 0 | 1 | 0 | 1 | 0 | 3 | 0 | 1 |
| | F | 0 | 0 | 0 | 0 | 0 | 2 | 2 | 1 | 0 | 0 | 0 |
| Embezzlement | M | 0 | 0 | 0 | 0 | 0 | 0 | 0 | 0 | 1 | 1 | 0 |
| | F | 0 | 0 | 0 | 0 | 0 | 0 | 0 | 0 | 0 | 0 | 0 |
| Stolen Property-Buy, Possess, Recei | M | 0 | 0 | 0 | 0 | 1 | 1 | 2 | 0 | 0 | 1 | 2 |
| | F | 0 | 0 | 0 | 0 | 1 | 0 | 1 | 0 | 0 | 1 | 0 |
| Vandalism | M | 1 | 2 | 9 | 3 | 4 | 9 | 28 | 9 | 2 | 1 | 3 |
| | F | 0 | 1 | 0 | 2 | 1 | 2 | 6 | 1 | 0 | 0 | 0 |
| Weapons-carrying, possession, etc... | M | 2 | 4 | 1 | 0 | 1 | 0 | 8 | 1 | 1 | 0 | 1 |
| | F | 0 | 0 | 0 | 0 | 0 | 0 | 0 | 0 | 0 | 0 | 0 |
| Prostitution & Commercialized Vice | M | 0 | 0 | 0 | 0 | 0 | 0 | 0 | 0 | 0 | 0 | 0 |
| | F | 0 | 0 | 0 | 0 | 0 | 0 | 0 | 0 | 0 | 0 | 0 |
| Other Sex Offenses | M | 1 | 0 | 1 | 0 | 2 | 0 | 4 | 1 | 5 | 0 | 3 |
| | F | 0 | 0 | 0 | 0 | 0 | 0 | 0 | 0 | 0 | 0 | 0 |
| Drug Abuse Violations | M | 0 | 2 | 7 | 3 | 7 | 4 | 23 | 4 | 5 | 8 | 8 |
| | F | 0 | 1 | 7 | 4 | 4 | 1 | 17 | 2 | 2 | 1 | 4 |
| Gambling | M | 0 | 0 | 0 | 0 | 0 | 0 | 0 | 0 | 0 | 0 | 0 |
| | F | 0 | 0 | 0 | 0 | 0 | 0 | 0 | 0 | 0 | 0 | 0 |
| Offenses Against Family & Children | M | 0 | 8 | 1 | 0 | 8 | 5 | 22 | 5 | 6 | 3 | 8 |
| | F | 0 | 0 | 4 | 4 | 1 | 2 | 11 | 9 | 3 | 2 | 3 |
| Driving Under the Influence | M | 0 | 0 | 0 | 0 | 1 | 3 | 4 | 4 | 5 | 6 | 8 |
| | F | 0 | 0 | 0 | 0 | 0 | 0 | 0 | 0 | 1 | 0 | 1 |
| Liquor Laws | M | 0 | 0 | 6 | 1 | 5 | 5 | 17 | 1 | 1 | 4 | 0 |
| | F | 0 | 0 | 3 | 3 | 2 | 0 | 8 | 2 | 0 | 2 | 0 |
| Drunkenness | M | 0 | 0 | 0 | 0 | 0 | 0 | 0 | 0 | 0 | 0 | 0 |
| | F | 0 | 0 | 0 | 0 | 0 | 0 | 0 | 0 | 0 | 0 | 0 |
| Disorderly Conduct | M | 0 | 0 | 0 | 1 | 0 | 0 | 1 | 0 | 0 | 0 | 0 |
| | F | 0 | 0 | 0 | 0 | 0 | 0 | 0 | 0 | 0 | 0 | 0 |
| Vagrancy | M | 0 | 0 | 0 | 0 | 0 | 0 | 0 | 0 | 0 | 0 | 0 |
| | F | 0 | 0 | 0 | 0 | 0 | 0 | 0 | 0 | 0 | 0 | 0 |
| All Other Offenses (except Traffic) | M | 0 | 6 | 18 | 8 | 9 | 4 | 45 | 11 | 12 | 10 | 11 |
| | F | 0 | 2 | 2 | 5 | 5 | 2 | 16 | 5 | 2 | 2 | 4 |
| Suspicion | M | 0 | 0 | 0 | 0 | 0 | 0 | 0 | 0 | 0 | 0 | 0 |
| | F | 0 | 0 | 0 | 0 | 0 | 0 | 0 | 0 | 0 | 0 | 0 |
| Curfew and Loitering Law Violations | M | 0 | 0 | 0 | 3 | 1 | 2 | 6 | 0 | 0 | 0 | 0 |
| | F | 0 | 0 | 8 | 2 | 6 | 2 | 18 | 0 | 0 | 0 | 0 |
| Runaway | M | 0 | 5 | 11 | 15 | 8 | 8 | 47 | 0 | 0 | 0 | 0 |
| | F | 0 | 2 | 20 | 17 | 13 | 9 | 61 | 0 | 0 | 0 | 0 |
| GRAND TOTAL | | 22 | 66 | 151 | 115 | 101 | 94 | 549 | 74 | 63 | 52 | 79 |

*The criminal statistics within this publication are only those criminal statistics reported to the Uniform Crime Reporting Program by the participating law enforcement agencies.

Nye Co SO Arrests By Offense and Age

| | 22 | 23 | 24 | 25-29 | 30-34 | 35-39 | 40-44 | 45-49 | 50-54 | 55-59 | 60-64 | over 64 | Total >18 | Grand Total |
|----|----|----|-----|-------|-------|-------|-------|-------|-------|-------|-------|------------|-----------|-------------|
| 0 | 0 | 0 | 0 | 0 | 0 | 0 | 0 | 0 | 0 | 0 | 0 | 1 | 1 | 3 |
| 0 | 0 | 0 | 0 | 0 | 0 | 0 | 0 | 0 | 0 | 0 | 0 | 0 | 0 | 0 |
| 0 | 0 | 0 | 0 | 0 | 1 | 0 | 0 | 0 | 0 | 1 | 0 | 0 | 2 | 2 |
| 0 | 0 | 0 | 0 | 0 | 0 | 0 | 0 | 0 | 0 | 0 | 0 | 0 | 0 | 0 |
| 0 | 0 | 0 | 0 | 0 | 1 | 1 | 1 | 1 | 1 | 0 | 0 | 0 | 6 | 8 |
| 0 | 0 | 0 | 0 | 0 | 0 | 1 | 0 | 0 | 0 | 0 | 0 | 0 | 1 | 1 |
| 0 | 0 | 0 | 0 | 0 | 1 | 0 | 0 | 0 | 0 | 0 | 0 | 0 | 1 | 1 |
| 0 | 0 | 0 | 0 | 0 | 0 | 1 | 0 | 0 | 0 | 0 | 0 | 0 | 2 | 2 |
| 0 | 1 | 2 | 6 | 11 | 8 | 7 | 12 | 2 | 3 | 1 | 1 | 1 | 67 | 78 |
| 1 | 0 | 0 | 0 | 2 | 1 | 2 | 0 | 1 | 0 | 0 | 0 | 2 | 11 | 12 |
| 3 | 1 | 3 | 12 | 14 | 14 | 15 | 17 | 8 | 5 | 1 | 3 | 3 | 108 | 195 |
| 0 | 0 | 2 | 5 | 5 | 5 | 7 | 3 | 1 | 2 | 2 | 2 | 2 | 39 | 61 |
| 1 | 0 | 0 | 7 | 2 | 3 | 4 | 0 | 1 | 1 | 0 | 0 | 0 | 23 | 40 |
| 0 | 0 | 0 | 1 | 2 | 0 | 1 | 0 | 0 | 0 | 0 | 0 | 0 | 4 | 5 |
| 3 | 0 | 3 | 19 | 5 | 16 | 18 | 12 | 9 | 7 | 1 | 5 | 5 | 117 | 148 |
| 1 | 2 | 0 | 5 | 4 | 7 | 3 | 11 | 1 | 0 | 0 | 0 | 0 | 37 | 46 |
| 0 | 1 | 1 | 8 | 3 | 2 | 5 | 3 | 1 | 0 | 0 | 0 | 0 | 26 | 29 |
| 0 | 0 | 0 | 1 | 0 | 2 | 1 | 1 | 0 | 0 | 0 | 0 | 0 | 5 | 5 |
| 0 | 0 | 0 | 0 | 1 | 0 | 1 | 1 | 1 | 0 | 0 | 0 | 0 | 4 | 17 |
| 0 | 0 | 0 | 0 | 0 | 0 | 0 | 0 | 0 | 0 | 0 | 0 | 0 | 0 | 2 |
| 1 | 2 | 1 | 11 | 4 | 4 | 7 | 4 | 2 | 0 | 0 | 0 | 0 | 36 | 36 |
| 2 | 1 | 2 | 2 | 2 | 4 | 3 | 3 | 0 | 0 | 0 | 1 | 1 | 21 | 21 |
| 0 | 0 | 1 | 7 | 3 | 6 | 5 | 4 | 3 | 2 | 0 | 1 | 36 | 37 | |
| 1 | 1 | 0 | 2 | 4 | 0 | 10 | 2 | 7 | 2 | 0 | 0 | 0 | 30 | 32 |
| 2 | 0 | 0 | 2 | 0 | 2 | 1 | 2 | 1 | 0 | 0 | 0 | 0 | 12 | 12 |
| 0 | 1 | 0 | 0 | 1 | 1 | 3 | 1 | 0 | 0 | 0 | 0 | 0 | 7 | 7 |
| 0 | 0 | 0 | 2 | 2 | 3 | 5 | 2 | 3 | 0 | 0 | 0 | 0 | 20 | 22 |
| 0 | 0 | 1 | 1 | 1 | 1 | 0 | 0 | 0 | 0 | 0 | 0 | 0 | 5 | 6 |
| 2 | 2 | 0 | 4 | 4 | 3 | 3 | 5 | 4 | 2 | 0 | 1 | 4 | 45 | 73 |
| 2 | 0 | 0 | 0 | 2 | 0 | 4 | 0 | 4 | 0 | 0 | 0 | 0 | 13 | 19 |
| 2 | 2 | 0 | 4 | 2 | 5 | 2 | 1 | 1 | 0 | 0 | 1 | 23 | 31 | |
| 0 | 0 | 0 | 0 | 0 | 0 | 0 | 0 | 0 | 0 | 0 | 0 | 0 | 0 | 0 |
| 0 | 0 | 0 | 0 | 1 | 1 | 1 | 1 | 0 | 0 | 0 | 0 | 0 | 4 | 4 |
| 0 | 0 | 0 | 0 | 0 | 0 | 0 | 0 | 0 | 0 | 0 | 0 | 0 | 0 | 0 |
| 0 | 1 | 1 | 8 | 2 | 4 | 6 | 4 | 3 | 2 | 3 | 2 | 4 | 45 | 49 |
| 0 | 0 | 0 | 0 | 0 | 0 | 0 | 1 | 0 | 0 | 0 | 0 | 0 | 1 | 1 |
| 7 | 3 | 6 | 29 | 16 | 24 | 30 | 19 | 12 | 7 | 1 | 4 | 4 | 183 | 206 |
| 5 | 1 | 4 | 5 | 15 | 12 | 8 | 16 | 4 | 1 | 0 | 1 | 81 | 98 | |
| 0 | 0 | 0 | 0 | 0 | 0 | 1 | 1 | 0 | 0 | 0 | 0 | 2 | 2 | 2 |
| 0 | 0 | 0 | 0 | 0 | 0 | 0 | 0 | 0 | 0 | 0 | 0 | 0 | 0 | 0 |
| 15 | 4 | 7 | 41 | 30 | 48 | 59 | 37 | 15 | 10 | 4 | 5 | 5 | 297 | 319 |
| 4 | 2 | 3 | 21 | 13 | 21 | 12 | 4 | 6 | 6 | 0 | 0 | 0 | 109 | 120 |
| 4 | 4 | 5 | 17 | 17 | 16 | 24 | 40 | 19 | 14 | 3 | 9 | 9 | 195 | 199 |
| 3 | 1 | 0 | 8 | 6 | 6 | 10 | 14 | 5 | 0 | 0 | 1 | 56 | 56 | 56 |
| 1 | 1 | 0 | 4 | 1 | 1 | 2 | 1 | 2 | 0 | 0 | 1 | 20 | 20 | 37 |
| 0 | 0 | 1 | 0 | 1 | 0 | 2 | 0 | 3 | 0 | 0 | 1 | 12 | 12 | 20 |
| 0 | 0 | 0 | 0 | 0 | 0 | 0 | 0 | 0 | 1 | 0 | 0 | 1 | 1 | 1 |
| 0 | 0 | 0 | 0 | 0 | 0 | 0 | 0 | 0 | 0 | 0 | 0 | 0 | 0 | 0 |
| 0 | 0 | 0 | 0 | 0 | 0 | 0 | 0 | 1 | 0 | 0 | 0 | 1 | 2 | 2 |
| 0 | 0 | 0 | 0 | 0 | 0 | 0 | 0 | 0 | 0 | 0 | 0 | 0 | 0 | 0 |
| 0 | 0 | 0 | 0 | 0 | 0 | 0 | 0 | 0 | 0 | 0 | 0 | 0 | 0 | 0 |
| 8 | 6 | 4 | 34 | 26 | 43 | 48 | 37 | 24 | 11 | 8 | 16 | 16 | 309 | 354 |
| 0 | 3 | 2 | 10 | 9 | 9 | 7 | 17 | 6 | 6 | 0 | 4 | 86 | 86 | 102 |
| 0 | 0 | 0 | 0 | 0 | 0 | 0 | 0 | 0 | 0 | 0 | 0 | 0 | 0 | 0 |
| 0 | 0 | 0 | 0 | 0 | 0 | 0 | 0 | 0 | 0 | 0 | 0 | 0 | 0 | 0 |
| 0 | 0 | 0 | 0 | 0 | 0 | 0 | 0 | 0 | 0 | 0 | 0 | 0 | 0 | 6 |
| 0 | 0 | 0 | 0 | 0 | 0 | 0 | 0 | 0 | 0 | 0 | 0 | 0 | 0 | 18 |
| 0 | 0 | 0 | 0 | 0 | 0 | 0 | 0 | 0 | 0 | 0 | 0 | 0 | 0 | 47 |
| 0 | 0 | 0 | 0 | 0 | 0 | 0 | 0 | 0 | 0 | 0 | 0 | 0 | 0 | 61 |
| 68 | 40 | 49 | 276 | 214 | 275 | 318 | 277 | 150 | 83 | 24 | 62 | 2,104 | 2,653 | |

Pershing Co SO Arrests By Offense and Age

| OFFENSE | SEX | 9 & | | | | | | | Total <18 | 18 | 19 | 20 | 21 |
|--------------------------------------|-----|-------|-------|-------|----|----|----|----|-----------|----|----|----|----|
| | | Under | 10-12 | 13-14 | 15 | 16 | 17 | | | | | | |
| Murder | M | 0 | 0 | 0 | 0 | 0 | 0 | 0 | 2 | 0 | 0 | 0 | |
| | F | 0 | 0 | 0 | 0 | 0 | 0 | 0 | 0 | 0 | 0 | 0 | |
| Manslaughter by Negligence | M | 0 | 0 | 0 | 0 | 0 | 0 | 0 | 0 | 0 | 0 | 0 | |
| | F | 0 | 0 | 0 | 0 | 0 | 0 | 0 | 0 | 0 | 0 | 0 | |
| Forcible Rape | M | 0 | 0 | 0 | 0 | 0 | 0 | 0 | 0 | 0 | 0 | 0 | |
| | F | 0 | 0 | 0 | 0 | 0 | 0 | 0 | 0 | 0 | 0 | 0 | |
| Robbery | M | 0 | 0 | 0 | 0 | 0 | 0 | 0 | 0 | 0 | 0 | 0 | |
| | F | 0 | 0 | 0 | 0 | 0 | 0 | 0 | 0 | 0 | 0 | 0 | |
| Aggravated Assault | M | 0 | 1 | 0 | 0 | 1 | 2 | 4 | 0 | 0 | 0 | 1 | |
| | F | 0 | 1 | 0 | 2 | 1 | 0 | 4 | 0 | 0 | 1 | 0 | |
| Other Assaults | M | 0 | 0 | 0 | 0 | 0 | 0 | 0 | 0 | 0 | 0 | 0 | |
| | F | 0 | 0 | 0 | 0 | 0 | 0 | 0 | 0 | 0 | 0 | 0 | |
| Burglary | M | 0 | 0 | 0 | 0 | 0 | 0 | 0 | 0 | 0 | 1 | 0 | |
| | F | 0 | 0 | 0 | 0 | 0 | 0 | 0 | 0 | 0 | 0 | 0 | |
| Larceny--Theft | M | 0 | 0 | 0 | 0 | 0 | 0 | 0 | 0 | 0 | 0 | 0 | |
| | F | 0 | 0 | 0 | 0 | 0 | 0 | 0 | 0 | 0 | 0 | 0 | |
| Motor Vehicle Theft | M | 0 | 0 | 0 | 0 | 0 | 0 | 0 | 0 | 1 | 0 | 0 | |
| | F | 0 | 0 | 0 | 0 | 0 | 0 | 0 | 0 | 0 | 0 | 0 | |
| Arson | M | 0 | 0 | 0 | 0 | 0 | 0 | 0 | 0 | 0 | 0 | 0 | |
| | F | 0 | 0 | 0 | 0 | 0 | 0 | 0 | 0 | 0 | 0 | 0 | |
| Forgery & Counterfeiting | M | 0 | 0 | 0 | 0 | 0 | 0 | 0 | 0 | 0 | 0 | 0 | |
| | F | 0 | 0 | 0 | 0 | 0 | 0 | 0 | 0 | 0 | 0 | 0 | |
| Fraud | M | 0 | 0 | 0 | 0 | 0 | 0 | 0 | 0 | 0 | 0 | 0 | |
| | F | 0 | 0 | 0 | 0 | 0 | 0 | 0 | 0 | 0 | 0 | 0 | |
| Embezzlement | M | 0 | 0 | 0 | 0 | 0 | 0 | 0 | 0 | 0 | 0 | 0 | |
| | F | 0 | 0 | 0 | 0 | 0 | 0 | 0 | 0 | 0 | 0 | 0 | |
| Stolen Property-Buy, Possess, Recei | M | 0 | 0 | 0 | 0 | 0 | 0 | 0 | 0 | 0 | 0 | 0 | |
| | F | 0 | 0 | 0 | 0 | 0 | 0 | 0 | 0 | 0 | 0 | 0 | |
| Vandalism | M | 0 | 0 | 0 | 0 | 0 | 0 | 0 | 0 | 0 | 0 | 0 | |
| | F | 0 | 0 | 0 | 0 | 0 | 0 | 0 | 0 | 0 | 0 | 0 | |
| Weapons-carrying, possession, etc... | M | 0 | 0 | 0 | 0 | 0 | 0 | 0 | 0 | 0 | 0 | 0 | |
| | F | 0 | 0 | 0 | 0 | 0 | 0 | 0 | 0 | 0 | 0 | 0 | |
| Prostitution & Commercialized Vice | M | 0 | 0 | 0 | 0 | 0 | 0 | 0 | 0 | 0 | 0 | 0 | |
| | F | 0 | 0 | 0 | 0 | 0 | 0 | 0 | 0 | 0 | 0 | 0 | |
| Other Sex Offenses | M | 0 | 0 | 0 | 0 | 0 | 0 | 0 | 0 | 0 | 0 | 0 | |
| | F | 0 | 0 | 0 | 0 | 0 | 0 | 0 | 0 | 0 | 0 | 0 | |
| Drug Abuse Violations | M | 0 | 0 | 0 | 0 | 0 | 0 | 0 | 0 | 0 | 0 | 0 | |
| | F | 0 | 0 | 0 | 0 | 0 | 0 | 0 | 0 | 0 | 0 | 0 | |
| Gambling | M | 0 | 0 | 0 | 0 | 0 | 0 | 0 | 0 | 0 | 0 | 0 | |
| | F | 0 | 0 | 0 | 0 | 0 | 0 | 0 | 0 | 0 | 0 | 0 | |
| Offenses Against Family & Children | M | 0 | 0 | 0 | 0 | 0 | 0 | 0 | 0 | 0 | 0 | 0 | |
| | F | 0 | 0 | 0 | 0 | 0 | 0 | 0 | 0 | 0 | 0 | 0 | |
| Driving Under the Influence | M | 0 | 0 | 0 | 0 | 0 | 0 | 0 | 0 | 0 | 0 | 0 | |
| | F | 0 | 0 | 0 | 0 | 0 | 0 | 0 | 0 | 0 | 0 | 0 | |
| Liquor Laws | M | 0 | 0 | 0 | 4 | 4 | 9 | 17 | 2 | 2 | 2 | 0 | |
| | F | 0 | 0 | 0 | 1 | 1 | 0 | 2 | 0 | 0 | 0 | 0 | |
| Drunkenness | M | 0 | 0 | 0 | 0 | 0 | 0 | 0 | 0 | 0 | 0 | 0 | |
| | F | 0 | 0 | 0 | 0 | 0 | 0 | 0 | 0 | 0 | 0 | 0 | |
| Disorderly Conduct | M | 0 | 0 | 0 | 0 | 0 | 0 | 0 | 0 | 0 | 0 | 0 | |
| | F | 0 | 0 | 0 | 0 | 0 | 0 | 0 | 0 | 0 | 0 | 0 | |
| Vagrancy | M | 0 | 0 | 0 | 0 | 0 | 0 | 0 | 0 | 0 | 0 | 0 | |
| | F | 0 | 0 | 0 | 0 | 0 | 0 | 0 | 0 | 0 | 0 | 0 | |
| All Other Offenses (except Traffic) | M | 0 | 0 | 0 | 0 | 0 | 0 | 0 | 1 | 0 | 0 | 2 | |
| | F | 0 | 0 | 0 | 0 | 0 | 0 | 0 | 0 | 1 | 0 | 0 | |
| Suspicion | M | 0 | 0 | 0 | 0 | 0 | 0 | 0 | 0 | 0 | 0 | 0 | |
| | F | 0 | 0 | 0 | 0 | 0 | 0 | 0 | 0 | 0 | 0 | 0 | |
| Curfew and Loitering Law Violations | M | 0 | 0 | 0 | 0 | 0 | 0 | 0 | 0 | 0 | 0 | 0 | |
| | F | 0 | 0 | 0 | 0 | 0 | 0 | 0 | 0 | 0 | 0 | 0 | |
| Runaway | M | 0 | 0 | 1 | 0 | 0 | 0 | 1 | 0 | 0 | 0 | 0 | |
| | F | 0 | 0 | 0 | 0 | 1 | 0 | 1 | 0 | 0 | 0 | 0 | |
| GRAND TOTAL | | 0 | 2 | 1 | 7 | 8 | 11 | 29 | 5 | 4 | 4 | 3 | |

*The criminal statistics within this publication are only those criminal statistics reported to the Uniform Crime Reporting Program by the participating law enforcement agencies.

Reno PD Arrests By Offenses and Age

| OFFENSE | SEX | 9 & | | | | | | | Total <18 | 18 | 19 | 20 | 21 |
|--------------------------------------|-----|-------|--------|-------|-----|-----|-----|-----|-----------|-----|-----|-----|-----|
| | | Under | 10 -12 | 13-14 | 15 | 16 | 17 | | | | | | |
| Murder | M | 0 | 0 | 0 | 0 | 0 | 0 | 0 | 0 | 1 | 1 | 0 | |
| | F | 0 | 0 | 0 | 0 | 0 | 0 | 0 | 0 | 0 | 0 | 0 | |
| Manslaughter by Negligence | M | 0 | 0 | 0 | 0 | 0 | 0 | 0 | 0 | 0 | 0 | 0 | |
| | F | 0 | 0 | 0 | 0 | 0 | 0 | 0 | 0 | 0 | 0 | 0 | |
| Forcible Rape | M | 0 | 1 | 1 | 0 | 0 | 0 | 2 | 0 | 2 | 0 | 0 | |
| | F | 0 | 0 | 0 | 0 | 0 | 0 | 0 | 0 | 0 | 0 | 0 | |
| Robbery | M | 0 | 2 | 2 | 5 | 7 | 10 | 26 | 9 | 14 | 2 | 12 | |
| | F | 0 | 0 | 0 | 0 | 0 | 0 | 0 | 2 | 5 | 7 | 3 | |
| Aggravated Assault | M | 0 | 0 | 8 | 4 | 4 | 7 | 23 | 12 | 9 | 12 | 10 | |
| | F | 0 | 2 | 0 | 1 | 0 | 2 | 5 | 1 | 1 | 2 | 0 | |
| Other Assaults | M | 4 | 20 | 29 | 19 | 25 | 33 | 130 | 30 | 34 | 39 | 46 | |
| | F | 2 | 3 | 22 | 20 | 11 | 15 | 73 | 14 | 14 | 10 | 22 | |
| Burglary | M | 0 | 9 | 16 | 12 | 8 | 17 | 62 | 22 | 8 | 16 | 12 | |
| | F | 0 | 0 | 4 | 4 | 9 | 5 | 22 | 6 | 7 | 9 | 7 | |
| Larceny--Theft | M | 0 | 18 | 67 | 54 | 66 | 90 | 295 | 58 | 41 | 36 | 27 | |
| | F | 2 | 18 | 61 | 47 | 38 | 48 | 214 | 35 | 28 | 16 | 20 | |
| Motor Vehicle Theft | M | 0 | 0 | 1 | 1 | 2 | 2 | 6 | 4 | 1 | 1 | 1 | |
| | F | 0 | 0 | 0 | 0 | 0 | 0 | 0 | 0 | 1 | 0 | 0 | |
| Arson | M | 0 | 0 | 2 | 0 | 0 | 0 | 2 | 0 | 0 | 0 | 0 | |
| | F | 0 | 0 | 0 | 0 | 0 | 0 | 0 | 0 | 0 | 0 | 0 | |
| Forgery & Counterfeiting | M | 0 | 0 | 0 | 0 | 0 | 0 | 0 | 0 | 0 | 0 | 0 | |
| | F | 0 | 0 | 0 | 0 | 0 | 0 | 0 | 0 | 0 | 0 | 0 | |
| Fraud | M | 0 | 0 | 5 | 1 | 3 | 6 | 15 | 2 | 11 | 5 | 6 | |
| | F | 0 | 0 | 0 | 0 | 1 | 2 | 3 | 0 | 3 | 3 | 0 | |
| Embezzlement | M | 0 | 0 | 0 | 0 | 1 | 1 | 2 | 2 | 1 | 4 | 1 | |
| | F | 0 | 0 | 0 | 0 | 1 | 3 | 4 | 3 | 4 | 5 | 1 | |
| Stolen Property-Buy, Possess, Recei | M | 0 | 0 | 3 | 4 | 6 | 13 | 26 | 17 | 15 | 11 | 16 | |
| | F | 0 | 0 | 2 | 2 | 3 | 3 | 10 | 2 | 2 | 4 | 4 | |
| Vandalism | M | 3 | 16 | 33 | 18 | 26 | 15 | 111 | 20 | 10 | 12 | 8 | |
| | F | 0 | 18 | 0 | 0 | 1 | 2 | 21 | 0 | 2 | 1 | 2 | |
| Weapons-carrying, possession, etc... | M | 0 | 0 | 1 | 1 | 4 | 10 | 16 | 6 | 2 | 2 | 6 | |
| | F | 0 | 0 | 0 | 0 | 0 | 0 | 0 | 0 | 1 | 0 | 0 | |
| Prostitution & Commercialized Vice | M | 0 | 0 | 0 | 0 | 0 | 0 | 0 | 0 | 1 | 0 | 0 | |
| | F | 0 | 1 | 1 | 1 | 5 | 1 | 9 | 9 | 1 | 9 | 5 | |
| Other Sex Offenses | M | 0 | 7 | 7 | 2 | 3 | 4 | 23 | 3 | 4 | 2 | 2 | |
| | F | 0 | 0 | 1 | 2 | 0 | 0 | 3 | 0 | 0 | 0 | 0 | |
| Drug Abuse Violations | M | 0 | 0 | 4 | 13 | 10 | 21 | 48 | 16 | 24 | 43 | 22 | |
| | F | 0 | 1 | 0 | 4 | 1 | 2 | 8 | 7 | 10 | 4 | 7 | |
| Gambling | M | 0 | 0 | 0 | 0 | 0 | 0 | 0 | 0 | 0 | 0 | 0 | |
| | F | 0 | 0 | 0 | 0 | 0 | 0 | 0 | 0 | 0 | 0 | 0 | |
| Offenses Against Family & Children | M | 0 | 0 | 0 | 1 | 3 | 2 | 6 | 11 | 11 | 6 | 7 | |
| | F | 0 | 0 | 1 | 0 | 0 | 0 | 1 | 3 | 3 | 10 | 2 | |
| Driving Under the Influence | M | 0 | 0 | 0 | 0 | 2 | 2 | 4 | 9 | 13 | 12 | 42 | |
| | F | 0 | 0 | 0 | 0 | 1 | 2 | 3 | 2 | 2 | 3 | 13 | |
| Liquor Laws | M | 0 | 0 | 20 | 29 | 40 | 70 | 159 | 110 | 127 | 106 | 34 | |
| | F | 0 | 0 | 13 | 14 | 22 | 28 | 77 | 40 | 42 | 26 | 13 | |
| Drunkenness | M | 0 | 0 | 0 | 0 | 0 | 0 | 0 | 0 | 0 | 0 | 0 | |
| | F | 0 | 0 | 0 | 0 | 0 | 0 | 0 | 0 | 0 | 0 | 0 | |
| Disorderly Conduct | M | 0 | 0 | 0 | 0 | 0 | 0 | 0 | 2 | 1 | 0 | 5 | |
| | F | 0 | 0 | 0 | 0 | 0 | 0 | 0 | 0 | 0 | 0 | 0 | |
| Vagrancy | M | 0 | 0 | 0 | 0 | 0 | 0 | 0 | 0 | 0 | 0 | 0 | |
| | F | 0 | 0 | 0 | 0 | 0 | 0 | 0 | 0 | 0 | 0 | 0 | |
| All Other Offenses (except Traffic) | M | 0 | 6 | 33 | 32 | 33 | 49 | 153 | 115 | 123 | 138 | 148 | |
| | F | 1 | 0 | 11 | 13 | 10 | 15 | 50 | 23 | 52 | 46 | 62 | |
| Suspicion | M | 0 | 0 | 0 | 0 | 0 | 0 | 0 | 0 | 0 | 0 | 0 | |
| | F | 0 | 0 | 0 | 0 | 0 | 0 | 0 | 0 | 0 | 0 | 0 | |
| Curfew and Loitering Law Violations | M | 3 | 30 | 73 | 63 | 68 | 48 | 285 | 0 | 0 | 0 | 0 | |
| | F | 3 | 11 | 75 | 54 | 64 | 30 | 237 | 0 | 0 | 0 | 0 | |
| Runaway | M | 0 | 2 | 15 | 31 | 17 | 11 | 76 | 0 | 0 | 0 | 0 | |
| | F | 1 | 5 | 40 | 41 | 31 | 19 | 137 | 0 | 0 | 0 | 0 | |
| GRAND TOTAL | | | 19 | 170 | 551 | 493 | 526 | 588 | 2,347 | 595 | 631 | 603 | 566 |

*The criminal statistics within this publication are only those criminal statistics reported to the Uniform Crime Reporting Program by the participating law enforcement agencies.

Reno PD Arrests By Offenses and Age

| | 22 | 23 | 24 | 25-29 | 30-34 | 35-39 | 40-44 | 45-49 | 50-54 | 55-59 | 60-64 | over 64 | Total >18 | Grand Total |
|-----|-----|-----|-------|-------|-------|-------|-------|-------|-------|-------|-------|------------|-----------|-------------|
| 0 | 0 | 0 | 1 | 1 | 3 | 0 | 5 | 1 | 1 | 0 | 0 | 0 | 14 | 14 |
| 0 | 0 | 0 | 0 | 0 | 0 | 0 | 0 | 2 | 0 | 0 | 0 | 0 | 2 | 2 |
| 0 | 0 | 0 | 0 | 0 | 0 | 0 | 0 | 0 | 0 | 0 | 0 | 0 | 0 | 0 |
| 0 | 0 | 0 | 0 | 0 | 0 | 0 | 0 | 0 | 0 | 0 | 0 | 0 | 0 | 0 |
| 0 | 0 | 1 | 6 | 4 | 2 | 2 | 2 | 1 | 0 | 0 | 0 | 0 | 18 | 20 |
| 0 | 0 | 0 | 0 | 0 | 1 | 0 | 0 | 0 | 0 | 0 | 0 | 0 | 1 | 1 |
| 0 | 7 | 7 | 22 | 19 | 16 | 6 | 10 | 8 | 3 | 0 | 0 | 0 | 135 | 161 |
| 1 | 0 | 0 | 1 | 0 | 3 | 1 | 1 | 0 | 0 | 0 | 0 | 0 | 24 | 24 |
| 6 | 7 | 8 | 46 | 18 | 22 | 33 | 22 | 11 | 8 | 0 | 3 | 227 | 250 | |
| 1 | 2 | 3 | 4 | 3 | 4 | 8 | 3 | 2 | 1 | 0 | 1 | 36 | 41 | |
| 48 | 49 | 40 | 221 | 151 | 164 | 141 | 105 | 57 | 26 | 14 | 13 | 1,178 | 1,308 | |
| 18 | 17 | 17 | 48 | 38 | 47 | 48 | 25 | 13 | 7 | 3 | 2 | 343 | 416 | |
| 7 | 6 | 4 | 32 | 36 | 33 | 41 | 24 | 10 | 1 | 0 | 0 | 252 | 314 | |
| 4 | 5 | 5 | 11 | 8 | 12 | 6 | 6 | 1 | 1 | 0 | 0 | 88 | 110 | |
| 28 | 25 | 18 | 97 | 58 | 72 | 96 | 75 | 32 | 23 | 10 | 9 | 705 | 1,000 | |
| 16 | 16 | 13 | 63 | 40 | 50 | 47 | 27 | 17 | 4 | 4 | 3 | 399 | 613 | |
| 1 | 4 | 1 | 3 | 2 | 2 | 2 | 2 | 1 | 3 | 0 | 0 | 28 | 34 | |
| 1 | 0 | 1 | 3 | 1 | 1 | 0 | 0 | 0 | 0 | 0 | 0 | 8 | 8 | |
| 0 | 0 | 0 | 0 | 0 | 0 | 0 | 0 | 1 | 0 | 0 | 0 | 0 | 1 | 3 |
| 0 | 0 | 0 | 0 | 0 | 0 | 0 | 0 | 0 | 0 | 0 | 0 | 0 | 0 | 0 |
| 0 | 0 | 0 | 1 | 0 | 0 | 0 | 0 | 0 | 0 | 0 | 0 | 0 | 1 | 1 |
| 0 | 0 | 0 | 0 | 0 | 0 | 0 | 0 | 0 | 0 | 0 | 0 | 0 | 0 | 0 |
| 8 | 9 | 4 | 29 | 31 | 26 | 32 | 24 | 12 | 12 | 8 | 8 | 227 | 242 | |
| 6 | 3 | 3 | 19 | 16 | 22 | 15 | 11 | 2 | 3 | 2 | 1 | 109 | 112 | |
| 2 | 1 | 1 | 4 | 2 | 4 | 2 | 1 | 2 | 0 | 0 | 0 | 27 | 29 | |
| 1 | 0 | 0 | 4 | 4 | 7 | 2 | 3 | 4 | 0 | 0 | 0 | 38 | 42 | |
| 7 | 9 | 12 | 52 | 41 | 33 | 42 | 21 | 5 | 1 | 3 | 0 | 285 | 311 | |
| 3 | 4 | 1 | 9 | 7 | 9 | 5 | 1 | 1 | 1 | 0 | 0 | 53 | 63 | |
| 8 | 3 | 5 | 15 | 15 | 14 | 13 | 13 | 6 | 1 | 1 | 1 | 145 | 256 | |
| 2 | 0 | 0 | 1 | 1 | 1 | 4 | 3 | 0 | 0 | 0 | 1 | 18 | 39 | |
| 3 | 1 | 4 | 11 | 7 | 2 | 8 | 4 | 2 | 1 | 2 | 0 | 61 | 77 | |
| 2 | 0 | 0 | 0 | 0 | 0 | 1 | 1 | 1 | 0 | 0 | 0 | 6 | 6 | |
| 0 | 0 | 2 | 3 | 1 | 3 | 3 | 3 | 2 | 1 | 0 | 0 | 19 | 19 | |
| 4 | 6 | 3 | 23 | 19 | 10 | 22 | 14 | 8 | 2 | 1 | 0 | 136 | 145 | |
| 3 | 2 | 4 | 9 | 10 | 7 | 11 | 7 | 3 | 5 | 4 | 2 | 78 | 101 | |
| 0 | 0 | 0 | 1 | 0 | 1 | 1 | 5 | 1 | 1 | 0 | 0 | 10 | 13 | |
| 28 | 19 | 24 | 111 | 67 | 59 | 52 | 42 | 16 | 11 | 0 | 2 | 536 | 584 | |
| 6 | 6 | 10 | 39 | 20 | 17 | 16 | 16 | 6 | 1 | 1 | 0 | 166 | 174 | |
| 0 | 0 | 0 | 0 | 0 | 0 | 0 | 0 | 0 | 0 | 0 | 0 | 0 | 0 | 0 |
| 0 | 0 | 0 | 0 | 0 | 0 | 0 | 0 | 0 | 0 | 0 | 0 | 0 | 0 | 0 |
| 7 | 4 | 6 | 20 | 15 | 12 | 10 | 6 | 1 | 0 | 1 | 0 | 117 | 123 | |
| 4 | 9 | 8 | 34 | 14 | 12 | 8 | 7 | 2 | 1 | 1 | 0 | 118 | 119 | |
| 35 | 43 | 42 | 173 | 101 | 82 | 63 | 61 | 47 | 21 | 24 | 17 | 785 | 789 | |
| 7 | 8 | 2 | 17 | 20 | 23 | 16 | 13 | 24 | 8 | 4 | 5 | 167 | 170 | |
| 40 | 38 | 28 | 95 | 71 | 92 | 176 | 128 | 119 | 64 | 36 | 16 | 1,280 | 1,439 | |
| 10 | 4 | 3 | 28 | 10 | 13 | 23 | 17 | 14 | 4 | 4 | 5 | 256 | 333 | |
| 0 | 0 | 0 | 0 | 0 | 0 | 0 | 0 | 0 | 0 | 0 | 0 | 0 | 0 | 0 |
| 0 | 0 | 0 | 0 | 0 | 0 | 0 | 0 | 0 | 0 | 0 | 0 | 0 | 0 | 0 |
| 7 | 9 | 9 | 21 | 16 | 16 | 13 | 13 | 9 | 9 | 3 | 1 | 134 | 134 | |
| 0 | 0 | 1 | 0 | 0 | 1 | 1 | 2 | 0 | 1 | 0 | 0 | 6 | 6 | 6 |
| 0 | 0 | 0 | 0 | 0 | 0 | 0 | 0 | 0 | 0 | 0 | 0 | 0 | 0 | 0 |
| 0 | 0 | 0 | 0 | 0 | 0 | 0 | 0 | 0 | 0 | 0 | 0 | 0 | 0 | 0 |
| 158 | 121 | 153 | 656 | 572 | 527 | 581 | 553 | 352 | 195 | 85 | 62 | 4,539 | 4,692 | |
| 59 | 43 | 45 | 204 | 118 | 140 | 141 | 103 | 48 | 23 | 9 | 8 | 1,124 | 1,174 | |
| 0 | 0 | 0 | 0 | 0 | 0 | 0 | 0 | 0 | 0 | 0 | 0 | 0 | 0 | 0 |
| 0 | 0 | 0 | 0 | 0 | 0 | 0 | 0 | 0 | 0 | 0 | 0 | 0 | 0 | 0 |
| 0 | 0 | 0 | 0 | 0 | 0 | 0 | 0 | 0 | 0 | 0 | 0 | 0 | 0 | 285 |
| 0 | 0 | 0 | 0 | 0 | 0 | 0 | 0 | 0 | 0 | 0 | 0 | 0 | 0 | 237 |
| 0 | 0 | 0 | 0 | 0 | 0 | 0 | 0 | 0 | 0 | 0 | 0 | 0 | 0 | 76 |
| 0 | 0 | 0 | 0 | 0 | 0 | 0 | 0 | 0 | 0 | 0 | 0 | 0 | 0 | 137 |
| 541 | 480 | 489 | 2,137 | 1,559 | 1,562 | 1,697 | 1,377 | 840 | 443 | 220 | 160 | 13,900 | 16,247 | |

Sparks PD Arrests By Offenses and Ages

| OFFENSE | SEX | 9 & Total <18 | | | | | | | | | | | |
|--------------------------------------|-----|---------------|--------|-------|-----|-----|-----|-----------|-----|-----|-----|-----|-----|
| | | Under | 10 -12 | 13-14 | 15 | 16 | 17 | Total <18 | 18 | 19 | 20 | 21 | |
| Murder | M | 0 | 0 | 0 | 0 | 0 | 0 | 0 | 0 | 1 | 0 | 0 | 0 |
| | F | 0 | 0 | 0 | 0 | 0 | 0 | 0 | 0 | 0 | 0 | 0 | 0 |
| Manslaughter by Negligence | M | 0 | 0 | 0 | 0 | 0 | 0 | 0 | 0 | 0 | 0 | 0 | 0 |
| | F | 0 | 0 | 0 | 0 | 0 | 0 | 0 | 0 | 0 | 0 | 0 | 0 |
| Forcible Rape | M | 0 | 0 | 0 | 1 | 0 | 2 | 3 | 0 | 0 | 0 | 2 | 0 |
| | F | 0 | 0 | 0 | 0 | 0 | 0 | 0 | 0 | 0 | 0 | 0 | 0 |
| Robbery | M | 0 | 1 | 1 | 1 | 3 | 0 | 6 | 0 | 4 | 1 | 2 | 2 |
| | F | 0 | 0 | 0 | 0 | 1 | 0 | 1 | 1 | 1 | 1 | 0 | 0 |
| Aggravated Assault | M | 0 | 0 | 1 | 1 | 5 | 4 | 11 | 5 | 9 | 5 | 2 | 2 |
| | F | 0 | 1 | 0 | 3 | 0 | 0 | 4 | 0 | 1 | 0 | 2 | 2 |
| Other Assaults | M | 1 | 16 | 12 | 14 | 11 | 12 | 66 | 15 | 12 | 18 | 11 | 11 |
| | F | 0 | 8 | 11 | 10 | 15 | 5 | 49 | 3 | 1 | 5 | 3 | 3 |
| Burglary | M | 1 | 5 | 14 | 8 | 11 | 16 | 55 | 10 | 7 | 9 | 6 | 6 |
| | F | 1 | 0 | 6 | 4 | 1 | 0 | 12 | 1 | 1 | 0 | 2 | 2 |
| Larceny--Theft | M | 0 | 5 | 13 | 14 | 10 | 9 | 51 | 8 | 5 | 3 | 3 | 3 |
| | F | 0 | 3 | 6 | 8 | 4 | 6 | 27 | 6 | 3 | 6 | 4 | 4 |
| Motor Vehicle Theft | M | 0 | 0 | 6 | 5 | 1 | 2 | 14 | 1 | 0 | 2 | 2 | 2 |
| | F | 0 | 0 | 1 | 3 | 0 | 1 | 5 | 0 | 1 | 1 | 0 | 0 |
| Arson | M | 0 | 0 | 1 | 0 | 0 | 0 | 1 | 0 | 0 | 0 | 0 | 0 |
| | F | 0 | 0 | 0 | 0 | 0 | 0 | 0 | 0 | 0 | 0 | 0 | 0 |
| Forgery & Counterfeiting | M | 0 | 0 | 0 | 0 | 0 | 0 | 0 | 0 | 0 | 1 | 2 | 2 |
| | F | 0 | 0 | 0 | 0 | 0 | 1 | 1 | 0 | 0 | 3 | 0 | 0 |
| Fraud | M | 0 | 0 | 0 | 1 | 0 | 1 | 2 | 1 | 0 | 3 | 8 | 8 |
| | F | 0 | 0 | 2 | 1 | 1 | 0 | 4 | 0 | 0 | 1 | 0 | 0 |
| Embezzlement | M | 0 | 0 | 0 | 0 | 0 | 1 | 1 | 0 | 0 | 1 | 2 | 2 |
| | F | 0 | 0 | 0 | 0 | 1 | 3 | 4 | 0 | 2 | 3 | 0 | 0 |
| Stolen Property-Buy, Possess, Recei | M | 0 | 0 | 3 | 2 | 2 | 3 | 10 | 5 | 4 | 5 | 7 | 7 |
| | F | 0 | 2 | 0 | 0 | 0 | 1 | 3 | 0 | 2 | 2 | 2 | 2 |
| Vandalism | M | 2 | 8 | 18 | 21 | 11 | 11 | 71 | 9 | 7 | 2 | 3 | 3 |
| | F | 0 | 3 | 4 | 1 | 1 | 4 | 13 | 1 | 1 | 0 | 0 | 0 |
| Weapons-carrying, possession, etc... | M | 0 | 0 | 3 | 0 | 2 | 2 | 7 | 1 | 6 | 2 | 4 | 4 |
| | F | 0 | 0 | 0 | 0 | 1 | 1 | 2 | 0 | 0 | 0 | 0 | 0 |
| Prostitution & Commercialized Vice | M | 0 | 0 | 0 | 0 | 0 | 0 | 0 | 0 | 0 | 0 | 0 | 0 |
| | F | 0 | 0 | 0 | 0 | 0 | 0 | 0 | 1 | 0 | 0 | 0 | 0 |
| Other Sex Offenses | M | 0 | 2 | 11 | 1 | 0 | 0 | 14 | 2 | 3 | 2 | 3 | 3 |
| | F | 0 | 0 | 0 | 0 | 0 | 0 | 0 | 0 | 0 | 0 | 0 | 0 |
| Drug Abuse Violations | M | 1 | 1 | 3 | 9 | 14 | 10 | 38 | 23 | 40 | 33 | 25 | 25 |
| | F | 0 | 0 | 1 | 3 | 3 | 12 | 19 | 8 | 8 | 5 | 6 | 6 |
| Gambling | M | 0 | 0 | 0 | 0 | 0 | 1 | 1 | 1 | 0 | 0 | 0 | 0 |
| | F | 0 | 0 | 0 | 0 | 0 | 0 | 0 | 0 | 0 | 0 | 0 | 0 |
| Offenses Against Family & Children | M | 0 | 0 | 0 | 0 | 0 | 0 | 0 | 9 | 10 | 5 | 3 | 3 |
| | F | 0 | 0 | 1 | 0 | 0 | 0 | 1 | 4 | 3 | 1 | 1 | 1 |
| Driving Under the Influence | M | 2 | 0 | 0 | 0 | 1 | 6 | 9 | 9 | 25 | 22 | 18 | 18 |
| | F | 0 | 0 | 0 | 0 | 2 | 1 | 3 | 6 | 3 | 3 | 3 | 3 |
| Liquor Laws | M | 0 | 2 | 5 | 10 | 13 | 23 | 53 | 23 | 36 | 18 | 2 | 2 |
| | F | 0 | 0 | 8 | 13 | 12 | 12 | 45 | 8 | 8 | 11 | 2 | 2 |
| Drunkenness | M | 0 | 0 | 0 | 0 | 0 | 0 | 0 | 0 | 0 | 1 | 0 | 0 |
| | F | 0 | 0 | 0 | 0 | 0 | 0 | 0 | 0 | 0 | 2 | 0 | 0 |
| Disorderly Conduct | M | 0 | 3 | 1 | 2 | 2 | 2 | 10 | 2 | 1 | 2 | 2 | 2 |
| | F | 0 | 0 | 2 | 1 | 0 | 0 | 3 | 0 | 0 | 0 | 0 | 0 |
| Vagrancy | M | 0 | 0 | 0 | 0 | 0 | 0 | 0 | 4 | 0 | 0 | 0 | 0 |
| | F | 0 | 0 | 0 | 0 | 0 | 0 | 0 | 0 | 0 | 0 | 0 | 0 |
| All Other Offenses (except Traffic) | M | 4 | 7 | 17 | 24 | 23 | 35 | 110 | 9 | 11 | 17 | 12 | 12 |
| | F | 0 | 6 | 21 | 10 | 17 | 9 | 63 | 2 | 1 | 1 | 3 | 3 |
| Suspicion | M | 0 | 0 | 0 | 0 | 0 | 0 | 0 | 0 | 0 | 0 | 0 | 0 |
| | F | 0 | 0 | 0 | 0 | 0 | 0 | 0 | 0 | 0 | 0 | 0 | 0 |
| Curfew and Loitering Law Violations | M | 1 | 0 | 9 | 8 | 4 | 12 | 34 | 0 | 0 | 0 | 0 | 0 |
| | F | 1 | 0 | 7 | 4 | 6 | 2 | 20 | 0 | 0 | 0 | 0 | 0 |
| Runaway | M | 0 | 2 | 8 | 13 | 14 | 8 | 45 | 0 | 0 | 0 | 0 | 0 |
| | F | 0 | 3 | 22 | 14 | 14 | 9 | 62 | 0 | 0 | 0 | 0 | 0 |
| GRAND TOTAL | | 14 | 78 | 218 | 210 | 206 | 227 | 953 | 179 | 216 | 198 | 145 | 145 |

*The criminal statistics within this publication are only those criminal statistics reported to the Uniform Crime Reporting Program by the participating law enforcement agencies.

Sparks PD Arrests By Offenses and Ages

| | 22 | 23 | 24 | 25-29 | 30-34 | 35-39 | 40-44 | 45-49 | 50-54 | 55-59 | 60-64 | over 64 | Total >18 | Grand Total |
|-----|-----|-----|-----|-------|-------|-------|-------|-------|-------|-------|-------|------------|-----------|-------------|
| 0 | 0 | 0 | 0 | 2 | 0 | 1 | 0 | 0 | 0 | 0 | 0 | 0 | 4 | 4 |
| 0 | 0 | 0 | 0 | 0 | 0 | 0 | 0 | 0 | 0 | 0 | 0 | 0 | 0 | 0 |
| 0 | 0 | 0 | 0 | 0 | 0 | 0 | 0 | 0 | 0 | 0 | 0 | 0 | 0 | 0 |
| 0 | 0 | 0 | 0 | 0 | 0 | 0 | 0 | 0 | 0 | 0 | 0 | 0 | 0 | 0 |
| 0 | 0 | 0 | 2 | 1 | 0 | 0 | 0 | 1 | 0 | 0 | 0 | 0 | 6 | 9 |
| 0 | 0 | 0 | 0 | 0 | 0 | 0 | 0 | 0 | 0 | 0 | 0 | 0 | 0 | 0 |
| 0 | 1 | 2 | 5 | 5 | 6 | 1 | 7 | 0 | 0 | 1 | 0 | 0 | 35 | 41 |
| 0 | 0 | 0 | 0 | 1 | 0 | 0 | 0 | 0 | 0 | 1 | 0 | 0 | 4 | 5 |
| 4 | 3 | 3 | 12 | 8 | 9 | 7 | 4 | 4 | 1 | 1 | 1 | 1 | 78 | 89 |
| 1 | 0 | 0 | 1 | 2 | 2 | 0 | 4 | 0 | 0 | 0 | 0 | 0 | 13 | 17 |
| 15 | 14 | 11 | 62 | 53 | 34 | 40 | 48 | 22 | 10 | 6 | 3 | 3 | 374 | 440 |
| 4 | 3 | 6 | 16 | 20 | 16 | 18 | 6 | 7 | 4 | 0 | 0 | 0 | 112 | 161 |
| 8 | 3 | 2 | 23 | 25 | 22 | 18 | 16 | 4 | 2 | 0 | 1 | 0 | 156 | 211 |
| 2 | 0 | 1 | 11 | 12 | 9 | 14 | 2 | 2 | 0 | 0 | 0 | 0 | 57 | 69 |
| 5 | 2 | 1 | 20 | 17 | 15 | 11 | 3 | 4 | 0 | 1 | 0 | 0 | 98 | 149 |
| 0 | 0 | 2 | 5 | 10 | 13 | 8 | 3 | 5 | 2 | 0 | 1 | 0 | 68 | 95 |
| 3 | 0 | 2 | 2 | 2 | 4 | 3 | 1 | 0 | 0 | 0 | 0 | 0 | 22 | 36 |
| 0 | 1 | 0 | 0 | 0 | 0 | 0 | 0 | 0 | 0 | 0 | 0 | 0 | 3 | 8 |
| 0 | 0 | 0 | 0 | 0 | 1 | 0 | 0 | 0 | 0 | 0 | 0 | 0 | 1 | 2 |
| 0 | 0 | 0 | 0 | 0 | 0 | 0 | 0 | 0 | 0 | 0 | 0 | 0 | 0 | 0 |
| 0 | 1 | 0 | 4 | 2 | 9 | 3 | 3 | 1 | 0 | 0 | 1 | 0 | 27 | 27 |
| 1 | 1 | 1 | 3 | 3 | 1 | 3 | 1 | 1 | 0 | 0 | 0 | 0 | 18 | 19 |
| 1 | 1 | 2 | 5 | 3 | 7 | 10 | 6 | 3 | 1 | 1 | 0 | 0 | 52 | 54 |
| 0 | 1 | 1 | 2 | 4 | 1 | 2 | 4 | 0 | 0 | 0 | 0 | 0 | 16 | 20 |
| 1 | 1 | 0 | 6 | 1 | 1 | 1 | 2 | 0 | 1 | 1 | 0 | 0 | 18 | 19 |
| 1 | 0 | 0 | 1 | 1 | 3 | 1 | 1 | 2 | 0 | 1 | 0 | 0 | 16 | 20 |
| 2 | 6 | 3 | 12 | 14 | 15 | 10 | 5 | 2 | 1 | 3 | 3 | 3 | 97 | 107 |
| 2 | 1 | 0 | 2 | 4 | 2 | 0 | 1 | 0 | 1 | 0 | 0 | 0 | 19 | 22 |
| 7 | 5 | 0 | 10 | 2 | 3 | 1 | 5 | 2 | 0 | 0 | 1 | 0 | 57 | 128 |
| 0 | 1 | 0 | 0 | 0 | 2 | 1 | 0 | 0 | 0 | 0 | 0 | 0 | 6 | 19 |
| 1 | 2 | 1 | 5 | 3 | 3 | 4 | 3 | 1 | 0 | 0 | 0 | 0 | 36 | 43 |
| 0 | 0 | 0 | 1 | 1 | 1 | 0 | 1 | 0 | 0 | 0 | 0 | 0 | 4 | 6 |
| 0 | 0 | 0 | 0 | 0 | 0 | 1 | 0 | 0 | 0 | 0 | 0 | 0 | 1 | 1 |
| 0 | 0 | 0 | 0 | 0 | 0 | 0 | 0 | 3 | 0 | 0 | 0 | 0 | 4 | 4 |
| 1 | 1 | 3 | 2 | 3 | 2 | 2 | 2 | 0 | 2 | 0 | 3 | 3 | 31 | 45 |
| 0 | 0 | 0 | 0 | 1 | 0 | 0 | 0 | 0 | 0 | 0 | 0 | 0 | 1 | 1 |
| 20 | 32 | 18 | 115 | 83 | 69 | 73 | 33 | 8 | 9 | 0 | 0 | 0 | 581 | 619 |
| 7 | 10 | 4 | 27 | 30 | 26 | 27 | 14 | 4 | 1 | 0 | 0 | 0 | 177 | 196 |
| 0 | 0 | 0 | 0 | 0 | 0 | 0 | 0 | 0 | 0 | 0 | 0 | 0 | 1 | 2 |
| 0 | 0 | 0 | 0 | 0 | 0 | 0 | 0 | 0 | 0 | 0 | 0 | 0 | 0 | 0 |
| 2 | 3 | 3 | 5 | 6 | 5 | 7 | 4 | 1 | 0 | 0 | 0 | 0 | 63 | 63 |
| 2 | 0 | 0 | 7 | 7 | 6 | 3 | 4 | 1 | 2 | 1 | 0 | 0 | 42 | 43 |
| 21 | 20 | 14 | 70 | 65 | 50 | 59 | 39 | 37 | 13 | 8 | 4 | 4 | 474 | 483 |
| 11 | 5 | 4 | 18 | 7 | 21 | 16 | 12 | 4 | 4 | 4 | 2 | 2 | 123 | 126 |
| 2 | 2 | 3 | 9 | 3 | 5 | 11 | 9 | 13 | 3 | 0 | 1 | 0 | 140 | 193 |
| 3 | 0 | 0 | 0 | 0 | 0 | 2 | 1 | 1 | 0 | 0 | 0 | 0 | 36 | 81 |
| 0 | 0 | 0 | 0 | 0 | 0 | 0 | 0 | 0 | 0 | 0 | 0 | 0 | 1 | 1 |
| 0 | 0 | 0 | 0 | 0 | 0 | 0 | 3 | 0 | 0 | 0 | 0 | 0 | 5 | 5 |
| 5 | 2 | 3 | 19 | 6 | 6 | 11 | 10 | 6 | 1 | 1 | 1 | 1 | 78 | 88 |
| 1 | 2 | 1 | 1 | 1 | 1 | 2 | 1 | 1 | 1 | 1 | 0 | 0 | 13 | 16 |
| 1 | 0 | 0 | 1 | 1 | 2 | 3 | 3 | 1 | 1 | 1 | 0 | 0 | 18 | 18 |
| 0 | 0 | 0 | 0 | 0 | 0 | 1 | 0 | 0 | 0 | 0 | 0 | 0 | 1 | 1 |
| 18 | 18 | 11 | 54 | 44 | 41 | 63 | 35 | 19 | 15 | 9 | 8 | 8 | 384 | 494 |
| 6 | 10 | 4 | 14 | 8 | 17 | 9 | 9 | 2 | 3 | 1 | 0 | 0 | 90 | 153 |
| 0 | 0 | 0 | 0 | 0 | 0 | 0 | 0 | 0 | 0 | 0 | 0 | 0 | 0 | 0 |
| 0 | 0 | 0 | 0 | 0 | 0 | 0 | 0 | 0 | 0 | 0 | 0 | 0 | 0 | 0 |
| 0 | 0 | 0 | 0 | 0 | 0 | 0 | 0 | 0 | 0 | 0 | 0 | 0 | 0 | 34 |
| 0 | 0 | 0 | 0 | 0 | 0 | 0 | 0 | 0 | 0 | 0 | 0 | 0 | 0 | 20 |
| 0 | 0 | 0 | 0 | 0 | 0 | 0 | 0 | 0 | 0 | 0 | 0 | 0 | 0 | 45 |
| 0 | 0 | 0 | 0 | 0 | 0 | 0 | 0 | 0 | 0 | 0 | 0 | 0 | 0 | 62 |
| 158 | 152 | 106 | 554 | 459 | 431 | 446 | 305 | 162 | 78 | 42 | 30 | 3,661 | 4,614 | |

Storey Co SO Arrests By Offense and Age

| OFFENSE | SEX | 9 & | | | | | | | Total <18 | 18 | 19 | 20 | 21 |
|--------------------------------------|-----|-------|-------|-------|----|----|----|---|-----------|----|----|----|----|
| | | Under | 10-12 | 13-14 | 15 | 16 | 17 | | | | | | |
| Murder | M | 0 | 0 | 0 | 0 | 0 | 0 | 0 | 0 | 0 | 0 | 0 | |
| | F | 0 | 0 | 0 | 0 | 0 | 0 | 0 | 0 | 0 | 0 | 0 | |
| Manslaughter by Negligence | M | 0 | 0 | 0 | 0 | 0 | 0 | 0 | 0 | 0 | 0 | 0 | |
| | F | 0 | 0 | 0 | 0 | 0 | 0 | 0 | 0 | 0 | 0 | 0 | |
| Forcible Rape | M | 0 | 0 | 0 | 0 | 0 | 0 | 0 | 0 | 0 | 0 | 0 | |
| | F | 0 | 0 | 0 | 0 | 0 | 0 | 0 | 0 | 0 | 0 | 0 | |
| Robbery | M | 0 | 0 | 0 | 0 | 0 | 0 | 0 | 0 | 0 | 0 | 0 | |
| | F | 0 | 0 | 0 | 0 | 0 | 0 | 0 | 0 | 0 | 0 | 0 | |
| Aggravated Assault | M | 0 | 0 | 0 | 0 | 0 | 0 | 0 | 0 | 0 | 0 | 0 | |
| | F | 0 | 0 | 0 | 0 | 0 | 0 | 0 | 0 | 0 | 0 | 0 | |
| Other Assaults | M | 0 | 0 | 1 | 0 | 0 | 0 | 1 | 0 | 0 | 0 | 0 | |
| | F | 0 | 0 | 0 | 0 | 0 | 0 | 0 | 1 | 0 | 1 | 0 | |
| Burglary | M | 0 | 0 | 0 | 0 | 0 | 0 | 0 | 0 | 0 | 0 | 0 | |
| | F | 0 | 0 | 0 | 0 | 0 | 0 | 0 | 0 | 0 | 0 | 0 | |
| Larceny--Theft | M | 0 | 0 | 0 | 0 | 0 | 0 | 0 | 0 | 0 | 0 | 0 | |
| | F | 0 | 0 | 0 | 0 | 0 | 0 | 0 | 0 | 0 | 0 | 0 | |
| Motor Vehicle Theft | M | 0 | 0 | 0 | 0 | 0 | 0 | 0 | 0 | 0 | 0 | 0 | |
| | F | 0 | 0 | 0 | 0 | 0 | 0 | 0 | 0 | 0 | 0 | 0 | |
| Arson | M | 0 | 0 | 0 | 0 | 0 | 0 | 0 | 0 | 0 | 0 | 0 | |
| | F | 0 | 0 | 0 | 0 | 0 | 0 | 0 | 0 | 0 | 0 | 0 | |
| Forgery & Counterfeiting | M | 0 | 0 | 0 | 0 | 0 | 0 | 0 | 0 | 0 | 0 | 0 | |
| | F | 0 | 0 | 0 | 0 | 0 | 0 | 0 | 0 | 0 | 0 | 0 | |
| Fraud | M | 0 | 0 | 0 | 0 | 0 | 0 | 0 | 0 | 0 | 0 | 0 | |
| | F | 0 | 0 | 0 | 0 | 0 | 0 | 0 | 0 | 0 | 0 | 0 | |
| Embezzlement | M | 0 | 0 | 0 | 0 | 0 | 0 | 0 | 0 | 0 | 0 | 0 | |
| | F | 0 | 0 | 0 | 0 | 0 | 0 | 0 | 0 | 0 | 0 | 0 | |
| Stolen Property-Buy, Possess, Recei | M | 0 | 0 | 0 | 0 | 0 | 0 | 0 | 0 | 0 | 0 | 0 | |
| | F | 0 | 0 | 0 | 0 | 0 | 0 | 0 | 0 | 0 | 0 | 0 | |
| Vandalism | M | 0 | 0 | 0 | 0 | 0 | 0 | 0 | 0 | 0 | 0 | 0 | |
| | F | 0 | 0 | 0 | 0 | 0 | 0 | 0 | 0 | 0 | 0 | 0 | |
| Weapons-carrying, possession, etc... | M | 0 | 0 | 0 | 0 | 0 | 0 | 0 | 0 | 0 | 0 | 0 | |
| | F | 0 | 0 | 0 | 0 | 0 | 0 | 0 | 0 | 0 | 0 | 0 | |
| Prostitution & Commercialized Vice | M | 0 | 0 | 0 | 0 | 0 | 0 | 0 | 0 | 0 | 0 | 0 | |
| | F | 0 | 0 | 0 | 0 | 0 | 0 | 0 | 0 | 0 | 0 | 0 | |
| Other Sex Offenses | M | 0 | 0 | 0 | 0 | 0 | 0 | 0 | 0 | 0 | 0 | 0 | |
| | F | 0 | 0 | 0 | 0 | 0 | 0 | 0 | 0 | 0 | 0 | 0 | |
| Drug Abuse Violations | M | 0 | 0 | 0 | 1 | 0 | 0 | 1 | 0 | 1 | 5 | 3 | |
| | F | 0 | 0 | 0 | 0 | 0 | 0 | 0 | 0 | 1 | 1 | 0 | |
| Gambling | M | 0 | 0 | 0 | 0 | 0 | 0 | 0 | 0 | 0 | 0 | 0 | |
| | F | 0 | 0 | 0 | 0 | 0 | 0 | 0 | 0 | 0 | 0 | 0 | |
| Offenses Against Family & Children | M | 0 | 0 | 0 | 0 | 0 | 0 | 0 | 0 | 0 | 0 | 0 | |
| | F | 0 | 0 | 0 | 0 | 0 | 0 | 0 | 0 | 0 | 0 | 0 | |
| Driving Under the Influence | M | 0 | 0 | 0 | 0 | 0 | 0 | 0 | 0 | 0 | 4 | 4 | |
| | F | 0 | 0 | 0 | 0 | 0 | 0 | 0 | 0 | 0 | 0 | 0 | |
| Liquor Laws | M | 0 | 0 | 0 | 0 | 1 | 0 | 1 | 0 | 0 | 0 | 0 | |
| | F | 0 | 0 | 0 | 0 | 0 | 0 | 0 | 0 | 0 | 0 | 0 | |
| Drunkenness | M | 0 | 0 | 0 | 0 | 0 | 0 | 0 | 0 | 0 | 0 | 0 | |
| | F | 0 | 0 | 0 | 0 | 0 | 0 | 0 | 0 | 0 | 0 | 0 | |
| Disorderly Conduct | M | 0 | 0 | 0 | 0 | 0 | 0 | 0 | 0 | 0 | 1 | 0 | |
| | F | 0 | 0 | 0 | 0 | 0 | 0 | 0 | 0 | 0 | 0 | 0 | |
| Vagrancy | M | 0 | 0 | 0 | 0 | 0 | 0 | 0 | 0 | 0 | 0 | 0 | |
| | F | 0 | 0 | 0 | 0 | 0 | 0 | 0 | 0 | 0 | 0 | 0 | |
| All Other Offenses (except Traffic) | M | 0 | 0 | 0 | 0 | 0 | 2 | 2 | 1 | 0 | 1 | 3 | |
| | F | 0 | 1 | 1 | 0 | 0 | 0 | 2 | 0 | 1 | 0 | 0 | |
| Suspicion | M | 0 | 0 | 0 | 0 | 0 | 0 | 0 | 0 | 0 | 0 | 1 | |
| | F | 0 | 0 | 0 | 0 | 0 | 0 | 0 | 0 | 0 | 0 | 0 | |
| Curfew and Loitering Law Violations | M | 0 | 0 | 0 | 0 | 0 | 0 | 0 | 0 | 0 | 0 | 0 | |
| | F | 0 | 0 | 0 | 0 | 0 | 0 | 0 | 0 | 0 | 0 | 0 | |
| Runaway | M | 0 | 0 | 0 | 0 | 0 | 0 | 0 | 0 | 0 | 0 | 0 | |
| | F | 0 | 0 | 0 | 0 | 0 | 0 | 0 | 0 | 0 | 0 | 0 | |
| GRAND TOTAL | | 0 | 1 | 2 | 1 | 1 | 2 | 7 | 2 | 3 | 13 | 11 | |

*The criminal statistics within this publication are only those criminal statistics reported to the Uniform Crime Reporting Program by the participating law enforcement agencies.

Taxicab PD Arrests By Offenses and Age

| OFFENSE | SEX | 9 & | | | | | | | | | | | |
|--------------------------------------|-----|-------|--------|-------|----|----|----|-----------|----|----|----|----|---|
| | | Under | 10 -12 | 13-14 | 15 | 16 | 17 | Total <18 | 18 | 19 | 20 | 21 | |
| Murder | M | 0 | 0 | 0 | 0 | 0 | 0 | 0 | 0 | 0 | 0 | 0 | 0 |
| | F | 0 | 0 | 0 | 0 | 0 | 0 | 0 | 0 | 0 | 0 | 0 | 0 |
| Manslaughter by Negligence | M | 0 | 0 | 0 | 0 | 0 | 0 | 0 | 0 | 0 | 0 | 0 | 0 |
| | F | 0 | 0 | 0 | 0 | 0 | 0 | 0 | 0 | 0 | 0 | 0 | 0 |
| Forcible Rape | M | 0 | 0 | 0 | 0 | 0 | 0 | 0 | 0 | 0 | 0 | 0 | 0 |
| | F | 0 | 0 | 0 | 0 | 0 | 0 | 0 | 0 | 0 | 0 | 0 | 0 |
| Robbery | M | 0 | 0 | 0 | 0 | 0 | 0 | 0 | 0 | 0 | 1 | 6 | 2 |
| | F | 0 | 0 | 0 | 0 | 0 | 0 | 0 | 0 | 0 | 0 | 0 | 0 |
| Aggravated Assault | M | 0 | 0 | 0 | 0 | 0 | 0 | 0 | 0 | 0 | 0 | 4 | 0 |
| | F | 0 | 0 | 0 | 0 | 0 | 0 | 0 | 0 | 0 | 0 | 1 | 0 |
| Other Assaults | M | 0 | 0 | 0 | 0 | 0 | 0 | 0 | 0 | 0 | 0 | 0 | 0 |
| | F | 0 | 0 | 0 | 0 | 0 | 0 | 0 | 0 | 0 | 0 | 0 | 0 |
| Burglary | M | 0 | 0 | 0 | 0 | 0 | 0 | 0 | 0 | 0 | 0 | 0 | 0 |
| | F | 0 | 0 | 0 | 0 | 0 | 0 | 0 | 0 | 0 | 0 | 0 | 0 |
| Larceny--Theft | M | 0 | 0 | 0 | 0 | 0 | 0 | 0 | 0 | 0 | 1 | 2 | 0 |
| | F | 0 | 0 | 0 | 0 | 0 | 0 | 0 | 0 | 0 | 0 | 0 | 0 |
| Motor Vehicle Theft | M | 0 | 0 | 0 | 0 | 0 | 0 | 0 | 0 | 0 | 0 | 0 | 0 |
| | F | 0 | 0 | 0 | 0 | 0 | 0 | 0 | 0 | 0 | 0 | 0 | 0 |
| Arson | M | 0 | 0 | 0 | 0 | 0 | 0 | 0 | 0 | 0 | 0 | 0 | 0 |
| | F | 0 | 0 | 0 | 0 | 0 | 0 | 0 | 0 | 0 | 0 | 0 | 0 |
| Forgery & Counterfeiting | M | 0 | 0 | 0 | 0 | 0 | 0 | 0 | 0 | 0 | 0 | 0 | 0 |
| | F | 0 | 0 | 0 | 0 | 0 | 0 | 0 | 0 | 0 | 0 | 0 | 0 |
| Fraud | M | 0 | 0 | 0 | 0 | 2 | 0 | 2 | 2 | 1 | 15 | 3 | 3 |
| | F | 0 | 0 | 0 | 0 | 1 | 0 | 1 | 1 | 0 | 7 | 3 | 3 |
| Embezzlement | M | 0 | 0 | 0 | 0 | 0 | 0 | 0 | 0 | 0 | 0 | 0 | 0 |
| | F | 0 | 0 | 0 | 0 | 0 | 0 | 0 | 0 | 0 | 0 | 0 | 0 |
| Stolen Property-Buy, Possess, Recei | M | 0 | 0 | 0 | 0 | 0 | 0 | 0 | 0 | 0 | 0 | 0 | 0 |
| | F | 0 | 0 | 0 | 0 | 0 | 0 | 0 | 0 | 0 | 0 | 0 | 0 |
| Vandalism | M | 0 | 0 | 0 | 0 | 0 | 0 | 0 | 0 | 0 | 0 | 0 | 0 |
| | F | 0 | 0 | 0 | 0 | 0 | 0 | 0 | 0 | 0 | 0 | 0 | 0 |
| Weapons-carrying, possession, etc... | M | 0 | 0 | 0 | 0 | 0 | 0 | 0 | 0 | 0 | 0 | 0 | 0 |
| | F | 0 | 0 | 0 | 0 | 0 | 0 | 0 | 0 | 0 | 0 | 0 | 0 |
| Prostitution & Commercialized Vice | M | 0 | 0 | 0 | 0 | 0 | 0 | 0 | 0 | 0 | 0 | 0 | 0 |
| | F | 0 | 0 | 0 | 0 | 0 | 0 | 0 | 0 | 0 | 0 | 0 | 0 |
| Other Sex Offenses | M | 0 | 0 | 0 | 0 | 0 | 0 | 0 | 0 | 0 | 0 | 0 | 0 |
| | F | 0 | 0 | 0 | 0 | 0 | 0 | 0 | 0 | 0 | 0 | 0 | 0 |
| Drug Abuse Violations | M | 0 | 0 | 0 | 0 | 0 | 0 | 0 | 0 | 0 | 0 | 0 | 0 |
| | F | 0 | 0 | 0 | 0 | 0 | 0 | 0 | 0 | 0 | 0 | 0 | 0 |
| Gambling | M | 0 | 0 | 0 | 0 | 0 | 0 | 0 | 0 | 0 | 0 | 0 | 0 |
| | F | 0 | 0 | 0 | 0 | 0 | 0 | 0 | 0 | 0 | 0 | 0 | 0 |
| Offenses Against Family & Children | M | 0 | 0 | 0 | 0 | 0 | 0 | 0 | 0 | 0 | 0 | 0 | 0 |
| | F | 0 | 0 | 0 | 0 | 0 | 0 | 0 | 0 | 0 | 0 | 0 | 0 |
| Driving Under the Influence | M | 0 | 0 | 0 | 0 | 0 | 0 | 0 | 0 | 0 | 0 | 0 | 0 |
| | F | 0 | 0 | 0 | 0 | 0 | 0 | 0 | 0 | 0 | 0 | 0 | 0 |
| Liquor Laws | M | 0 | 0 | 0 | 0 | 0 | 0 | 0 | 0 | 0 | 0 | 0 | 0 |
| | F | 0 | 0 | 0 | 0 | 0 | 0 | 0 | 0 | 0 | 0 | 0 | 0 |
| Drunkenness | M | 0 | 0 | 0 | 0 | 0 | 0 | 0 | 0 | 0 | 0 | 0 | 0 |
| | F | 0 | 0 | 0 | 0 | 0 | 0 | 0 | 0 | 0 | 0 | 0 | 0 |
| Disorderly Conduct | M | 0 | 0 | 0 | 0 | 0 | 0 | 0 | 0 | 0 | 0 | 0 | 0 |
| | F | 0 | 0 | 0 | 0 | 0 | 0 | 0 | 0 | 0 | 0 | 0 | 0 |
| Vagrancy | M | 0 | 0 | 0 | 0 | 0 | 0 | 0 | 0 | 0 | 0 | 0 | 0 |
| | F | 0 | 0 | 0 | 0 | 0 | 0 | 0 | 0 | 0 | 0 | 0 | 0 |
| All Other Offenses (except Traffic) | M | 0 | 0 | 0 | 0 | 0 | 0 | 0 | 0 | 0 | 0 | 0 | 0 |
| | F | 0 | 0 | 0 | 0 | 0 | 0 | 0 | 0 | 0 | 0 | 0 | 0 |
| Suspicion | M | 0 | 0 | 0 | 0 | 0 | 0 | 0 | 0 | 0 | 0 | 0 | 0 |
| | F | 0 | 0 | 0 | 0 | 0 | 0 | 0 | 0 | 0 | 0 | 0 | 0 |
| Curfew and Loitering Law Violations | M | 0 | 0 | 0 | 0 | 0 | 0 | 0 | 0 | 0 | 0 | 0 | 0 |
| | F | 0 | 0 | 0 | 0 | 0 | 0 | 0 | 0 | 0 | 0 | 0 | 0 |
| Runaway | M | 0 | 0 | 0 | 0 | 0 | 0 | 0 | 0 | 0 | 0 | 0 | 0 |
| | F | 0 | 0 | 0 | 0 | 0 | 0 | 0 | 0 | 0 | 0 | 0 | 0 |
| GRAND TOTAL | | | 0 | 0 | 0 | 0 | 3 | 0 | 3 | 3 | 3 | 35 | 8 |

*The criminal statistics within this publication are only those criminal statistics reported to the Uniform Crime Reporting Program by the participating law enforcement agencies.

TMCC PD Arrests By Offenses and Age

| OFFENSE | SEX | 9 & | | | | | | | Total <18 | 18 | 19 | 20 | 21 |
|--------------------------------------|-----|----------|----------|----------|----------|----------|----------|----------|-----------|----------|----------|----------|----|
| | | Under | 10 -12 | 13-14 | 15 | 16 | 17 | | | | | | |
| Murder | M | 0 | 0 | 0 | 0 | 0 | 0 | 0 | 0 | 0 | 0 | 0 | |
| | F | 0 | 0 | 0 | 0 | 0 | 0 | 0 | 0 | 0 | 0 | 0 | |
| Manslaughter by Negligence | M | 0 | 0 | 0 | 0 | 0 | 0 | 0 | 0 | 0 | 0 | 0 | |
| | F | 0 | 0 | 0 | 0 | 0 | 0 | 0 | 0 | 0 | 0 | 0 | |
| Forcible Rape | M | 0 | 0 | 0 | 0 | 0 | 0 | 0 | 0 | 0 | 0 | 0 | |
| | F | 0 | 0 | 0 | 0 | 0 | 0 | 0 | 0 | 0 | 0 | 0 | |
| Robbery | M | 0 | 0 | 0 | 0 | 0 | 0 | 0 | 0 | 0 | 0 | 0 | |
| | F | 0 | 0 | 0 | 0 | 0 | 0 | 0 | 0 | 0 | 0 | 0 | |
| Aggravated Assault | M | 0 | 0 | 0 | 0 | 0 | 0 | 0 | 0 | 0 | 0 | 0 | |
| | F | 0 | 0 | 0 | 0 | 0 | 0 | 0 | 0 | 0 | 0 | 0 | |
| Other Assaults | M | 0 | 0 | 0 | 0 | 0 | 0 | 0 | 0 | 0 | 0 | 0 | |
| | F | 0 | 0 | 0 | 0 | 0 | 0 | 0 | 0 | 0 | 0 | 0 | |
| Burglary | M | 0 | 0 | 0 | 0 | 0 | 0 | 0 | 0 | 0 | 0 | 0 | |
| | F | 0 | 0 | 0 | 0 | 0 | 0 | 0 | 0 | 0 | 0 | 0 | |
| Larceny--Theft | M | 0 | 0 | 0 | 0 | 0 | 0 | 0 | 0 | 0 | 0 | 0 | |
| | F | 0 | 0 | 0 | 0 | 0 | 0 | 0 | 0 | 0 | 0 | 0 | |
| Motor Vehicle Theft | M | 0 | 0 | 0 | 0 | 0 | 0 | 0 | 0 | 0 | 0 | 0 | |
| | F | 0 | 0 | 0 | 0 | 0 | 0 | 0 | 0 | 0 | 0 | 0 | |
| Arson | M | 0 | 0 | 0 | 0 | 0 | 0 | 0 | 0 | 0 | 0 | 0 | |
| | F | 0 | 0 | 0 | 0 | 0 | 0 | 0 | 0 | 0 | 0 | 0 | |
| Forgery & Counterfeiting | M | 0 | 0 | 0 | 0 | 0 | 0 | 0 | 0 | 0 | 0 | 0 | |
| | F | 0 | 0 | 0 | 0 | 0 | 0 | 0 | 0 | 0 | 0 | 0 | |
| Fraud | M | 0 | 0 | 0 | 0 | 0 | 0 | 0 | 0 | 0 | 0 | 0 | |
| | F | 0 | 0 | 0 | 0 | 0 | 0 | 0 | 0 | 0 | 0 | 0 | |
| Embezzlement | M | 0 | 0 | 0 | 0 | 0 | 0 | 0 | 0 | 0 | 0 | 0 | |
| | F | 0 | 0 | 0 | 0 | 0 | 0 | 0 | 0 | 0 | 0 | 0 | |
| Stolen Property-Buy, Possess, Recei | M | 0 | 0 | 0 | 0 | 0 | 0 | 0 | 0 | 0 | 0 | 0 | |
| | F | 0 | 0 | 0 | 0 | 0 | 0 | 0 | 0 | 0 | 0 | 0 | |
| Vandalism | M | 0 | 0 | 0 | 0 | 0 | 0 | 0 | 0 | 0 | 0 | 0 | |
| | F | 0 | 0 | 0 | 0 | 0 | 0 | 0 | 0 | 0 | 0 | 0 | |
| Weapons-carrying, possession, etc... | M | 0 | 0 | 0 | 0 | 0 | 0 | 0 | 0 | 0 | 0 | 0 | |
| | F | 0 | 0 | 0 | 0 | 0 | 0 | 0 | 0 | 0 | 0 | 0 | |
| Prostitution & Commercialized Vice | M | 0 | 0 | 0 | 0 | 0 | 0 | 0 | 0 | 0 | 0 | 0 | |
| | F | 0 | 0 | 0 | 0 | 0 | 0 | 0 | 0 | 0 | 0 | 0 | |
| Other Sex Offenses | M | 0 | 0 | 0 | 0 | 0 | 0 | 0 | 0 | 0 | 0 | 0 | |
| | F | 0 | 0 | 0 | 0 | 0 | 0 | 0 | 0 | 0 | 0 | 0 | |
| Drug Abuse Violations | M | 0 | 0 | 0 | 0 | 0 | 0 | 0 | 0 | 0 | 0 | 0 | |
| | F | 0 | 0 | 0 | 0 | 0 | 1 | 1 | 0 | 0 | 0 | 0 | |
| Gambling | M | 0 | 0 | 0 | 0 | 0 | 0 | 0 | 0 | 0 | 0 | 0 | |
| | F | 0 | 0 | 0 | 0 | 0 | 0 | 0 | 0 | 0 | 0 | 0 | |
| Offenses Against Family & Children | M | 0 | 0 | 0 | 0 | 0 | 0 | 0 | 0 | 0 | 0 | 0 | |
| | F | 0 | 0 | 0 | 0 | 0 | 0 | 0 | 0 | 0 | 0 | 0 | |
| Driving Under the Influence | M | 0 | 0 | 0 | 0 | 0 | 0 | 0 | 0 | 0 | 0 | 0 | |
| | F | 0 | 0 | 0 | 0 | 0 | 0 | 0 | 0 | 0 | 0 | 0 | |
| Liquor Laws | M | 0 | 0 | 0 | 0 | 0 | 0 | 0 | 0 | 0 | 0 | 0 | |
| | F | 0 | 0 | 0 | 0 | 0 | 0 | 0 | 0 | 0 | 0 | 0 | |
| Drunkenness | M | 0 | 0 | 0 | 0 | 0 | 0 | 0 | 0 | 0 | 0 | 0 | |
| | F | 0 | 0 | 0 | 0 | 0 | 0 | 0 | 0 | 0 | 0 | 0 | |
| Disorderly Conduct | M | 0 | 0 | 0 | 0 | 0 | 0 | 0 | 0 | 0 | 0 | 0 | |
| | F | 0 | 0 | 0 | 0 | 0 | 0 | 0 | 0 | 0 | 0 | 0 | |
| Vagrancy | M | 0 | 0 | 0 | 0 | 0 | 0 | 0 | 0 | 0 | 0 | 0 | |
| | F | 0 | 0 | 0 | 0 | 0 | 0 | 0 | 0 | 0 | 0 | 0 | |
| All Other Offenses (except Traffic) | M | 0 | 0 | 0 | 0 | 0 | 0 | 0 | 0 | 0 | 0 | 0 | |
| | F | 0 | 0 | 0 | 0 | 0 | 0 | 0 | 0 | 0 | 0 | 0 | |
| Suspicion | M | 0 | 0 | 0 | 0 | 0 | 0 | 0 | 0 | 0 | 0 | 0 | |
| | F | 0 | 0 | 0 | 0 | 0 | 0 | 0 | 0 | 0 | 0 | 0 | |
| Curfew and Loitering Law Violations | M | 0 | 0 | 0 | 0 | 0 | 0 | 0 | 0 | 0 | 0 | 0 | |
| | F | 0 | 0 | 0 | 0 | 0 | 0 | 0 | 0 | 0 | 0 | 0 | |
| Runaway | M | 0 | 0 | 0 | 0 | 0 | 0 | 0 | 0 | 0 | 0 | 0 | |
| | F | 0 | 0 | 0 | 0 | 0 | 0 | 0 | 0 | 0 | 0 | 0 | |
| GRAND TOTAL | | 0 | 0 | 0 | 0 | 0 | 1 | 1 | 0 | 0 | 0 | 0 | |

*The criminal statistics within this publication are only those criminal statistics reported to the Uniform Crime Reporting Program by the participating law enforcement agencies.

UNLV PD Arrests By Offenses and Age

| OFFENSE | SEX | 9 & Total <18 | | | | | | | | | | |
|--------------------------------------|-----|---------------|--------|-------|----|----|----|----|----|----|----|----|
| | | Under | 10 -12 | 13-14 | 15 | 16 | 17 | 18 | 19 | 20 | 21 | |
| Murder | M | 0 | 0 | 0 | 0 | 0 | 0 | 0 | 0 | 0 | 0 | 0 |
| | F | 0 | 0 | 0 | 0 | 0 | 0 | 0 | 0 | 0 | 0 | 0 |
| Manslaughter by Negligence | M | 0 | 0 | 0 | 0 | 0 | 0 | 0 | 0 | 0 | 0 | 0 |
| | F | 0 | 0 | 0 | 0 | 0 | 0 | 0 | 0 | 0 | 0 | 0 |
| Forcible Rape | M | 0 | 0 | 0 | 0 | 0 | 0 | 0 | 0 | 0 | 0 | 0 |
| | F | 0 | 0 | 0 | 0 | 0 | 0 | 0 | 0 | 0 | 0 | 0 |
| Robbery | M | 0 | 0 | 0 | 0 | 0 | 0 | 0 | 0 | 0 | 0 | 0 |
| | F | 0 | 0 | 0 | 0 | 0 | 0 | 0 | 0 | 0 | 0 | 0 |
| Aggravated Assault | M | 0 | 0 | 0 | 0 | 0 | 0 | 0 | 1 | 0 | 0 | 0 |
| | F | 0 | 0 | 0 | 0 | 0 | 0 | 0 | 0 | 0 | 0 | 0 |
| Other Assaults | M | 0 | 0 | 0 | 0 | 0 | 0 | 0 | 0 | 4 | 2 | 4 |
| | F | 0 | 0 | 0 | 0 | 0 | 0 | 0 | 0 | 1 | 1 | 0 |
| Burglary | M | 0 | 0 | 0 | 0 | 0 | 1 | 1 | 0 | 1 | 1 | 1 |
| | F | 0 | 0 | 0 | 0 | 0 | 0 | 0 | 0 | 0 | 0 | 0 |
| Larceny--Theft | M | 0 | 0 | 0 | 0 | 0 | 0 | 0 | 0 | 2 | 0 | 3 |
| | F | 0 | 0 | 0 | 0 | 0 | 0 | 0 | 0 | 1 | 1 | 0 |
| Motor Vehicle Theft | M | 0 | 0 | 0 | 0 | 0 | 0 | 0 | 0 | 0 | 0 | 0 |
| | F | 0 | 0 | 0 | 0 | 0 | 0 | 0 | 0 | 0 | 0 | 0 |
| Arson | M | 0 | 0 | 0 | 0 | 0 | 0 | 0 | 0 | 0 | 0 | 0 |
| | F | 0 | 0 | 0 | 0 | 0 | 0 | 0 | 0 | 0 | 0 | 0 |
| Forgery & Counterfeiting | M | 0 | 0 | 0 | 0 | 0 | 0 | 0 | 0 | 0 | 0 | 0 |
| | F | 0 | 0 | 0 | 0 | 0 | 0 | 0 | 0 | 0 | 0 | 0 |
| Fraud | M | 0 | 0 | 0 | 0 | 0 | 0 | 0 | 0 | 0 | 0 | 0 |
| | F | 0 | 0 | 0 | 0 | 0 | 0 | 0 | 0 | 0 | 0 | 0 |
| Embezzlement | M | 0 | 0 | 0 | 0 | 0 | 0 | 0 | 0 | 0 | 0 | 0 |
| | F | 0 | 0 | 0 | 0 | 0 | 0 | 0 | 0 | 0 | 0 | 0 |
| Stolen Property-Buy, Possess, Recei | M | 0 | 0 | 0 | 0 | 0 | 0 | 0 | 0 | 0 | 0 | 0 |
| | F | 0 | 0 | 0 | 0 | 0 | 0 | 0 | 0 | 0 | 0 | 0 |
| Vandalism | M | 0 | 0 | 1 | 0 | 0 | 0 | 1 | 0 | 0 | 0 | 0 |
| | F | 0 | 0 | 0 | 0 | 0 | 0 | 0 | 0 | 0 | 0 | 0 |
| Weapons-carrying, possession, etc... | M | 0 | 0 | 0 | 0 | 0 | 1 | 1 | 0 | 0 | 2 | 0 |
| | F | 0 | 0 | 0 | 0 | 0 | 0 | 0 | 0 | 0 | 0 | 0 |
| Prostitution & Commercialized Vice | M | 0 | 0 | 0 | 0 | 0 | 0 | 0 | 0 | 0 | 0 | 0 |
| | F | 0 | 0 | 0 | 0 | 0 | 0 | 0 | 0 | 0 | 0 | 0 |
| Other Sex Offenses | M | 0 | 0 | 0 | 0 | 0 | 0 | 0 | 0 | 0 | 0 | 2 |
| | F | 0 | 0 | 0 | 0 | 0 | 0 | 0 | 0 | 0 | 0 | 0 |
| Drug Abuse Violations | M | 0 | 0 | 0 | 1 | 3 | 1 | 5 | 6 | 5 | 1 | 3 |
| | F | 0 | 0 | 0 | 0 | 0 | 0 | 0 | 3 | 2 | 1 | 0 |
| Gambling | M | 0 | 0 | 0 | 0 | 0 | 0 | 0 | 0 | 0 | 0 | 0 |
| | F | 0 | 0 | 0 | 0 | 0 | 0 | 0 | 0 | 0 | 0 | 0 |
| Offenses Against Family & Children | M | 0 | 0 | 0 | 0 | 0 | 0 | 0 | 0 | 0 | 0 | 0 |
| | F | 0 | 0 | 0 | 0 | 0 | 0 | 0 | 0 | 0 | 0 | 0 |
| Driving Under the Influence | M | 0 | 0 | 0 | 0 | 0 | 1 | 1 | 0 | 0 | 0 | 0 |
| | F | 0 | 0 | 0 | 0 | 0 | 0 | 0 | 0 | 0 | 0 | 0 |
| Liquor Laws | M | 0 | 0 | 0 | 0 | 1 | 0 | 1 | 5 | 4 | 1 | 3 |
| | F | 0 | 0 | 0 | 1 | 0 | 1 | 2 | 1 | 2 | 0 | 1 |
| Drunkenness | M | 0 | 0 | 0 | 0 | 0 | 0 | 0 | 0 | 0 | 0 | 0 |
| | F | 0 | 0 | 0 | 0 | 0 | 0 | 0 | 0 | 0 | 0 | 0 |
| Disorderly Conduct | M | 0 | 0 | 0 | 0 | 0 | 0 | 0 | 0 | 0 | 0 | 0 |
| | F | 0 | 0 | 0 | 0 | 0 | 0 | 0 | 0 | 0 | 0 | 0 |
| Vagrancy | M | 0 | 0 | 0 | 0 | 0 | 0 | 0 | 0 | 0 | 0 | 0 |
| | F | 0 | 0 | 0 | 0 | 0 | 0 | 0 | 0 | 0 | 0 | 0 |
| All Other Offenses (except Traffic) | M | 0 | 0 | 0 | 1 | 1 | 1 | 3 | 1 | 2 | 2 | 2 |
| | F | 0 | 0 | 0 | 0 | 0 | 0 | 0 | 0 | 3 | 0 | 1 |
| Suspicion | M | 0 | 0 | 0 | 0 | 0 | 0 | 0 | 0 | 0 | 0 | 0 |
| | F | 0 | 0 | 0 | 0 | 0 | 0 | 0 | 0 | 0 | 0 | 0 |
| Curfew and Loitering Law Violations | M | 0 | 0 | 0 | 0 | 0 | 0 | 0 | 0 | 0 | 0 | 0 |
| | F | 0 | 0 | 0 | 1 | 0 | 0 | 1 | 0 | 0 | 0 | 0 |
| Runaway | M | 0 | 0 | 0 | 0 | 0 | 0 | 0 | 0 | 0 | 0 | 0 |
| | F | 0 | 0 | 0 | 0 | 0 | 0 | 0 | 0 | 0 | 0 | 0 |
| GRAND TOTAL | | 0 | 0 | 1 | 4 | 5 | 6 | 16 | 17 | 27 | 12 | 20 |

*The criminal statistics within this publication are only those criminal statistics reported to the Uniform Crime Reporting Program by the participating law enforcement agencies.

UNLV PD Arrests By Offenses and Age

| | 22 | 23 | 24 | 25-29 | 30-34 | 35-39 | 40-44 | 45-49 | 50-54 | 55-59 | 60-64 | over 64 | Total >18 | Grand Total |
|---|----|----|----|-------|-------|-------|-------|-------|-------|-------|-------|------------|-----------|-------------|
| 0 | 0 | 0 | 0 | 0 | 0 | 0 | 0 | 0 | 0 | 0 | 0 | 0 | 0 | 0 |
| 0 | 0 | 0 | 0 | 0 | 0 | 0 | 0 | 0 | 0 | 0 | 0 | 0 | 0 | 0 |
| 0 | 0 | 0 | 0 | 0 | 0 | 0 | 0 | 0 | 0 | 0 | 0 | 0 | 0 | 0 |
| 0 | 0 | 0 | 0 | 0 | 0 | 0 | 0 | 0 | 0 | 0 | 0 | 0 | 0 | 0 |
| 0 | 0 | 0 | 0 | 0 | 0 | 0 | 0 | 0 | 0 | 0 | 0 | 0 | 0 | 0 |
| 0 | 0 | 0 | 0 | 0 | 0 | 0 | 0 | 0 | 0 | 0 | 0 | 0 | 0 | 0 |
| 0 | 0 | 0 | 0 | 0 | 0 | 0 | 0 | 0 | 0 | 0 | 0 | 0 | 1 | 1 |
| 0 | 0 | 0 | 0 | 0 | 0 | 0 | 0 | 0 | 0 | 0 | 0 | 0 | 0 | 0 |
| 0 | 1 | 2 | 4 | 2 | 1 | 0 | 0 | 0 | 1 | 0 | 0 | 0 | 21 | 21 |
| 0 | 0 | 0 | 0 | 0 | 0 | 0 | 0 | 1 | 0 | 0 | 0 | 0 | 3 | 3 |
| 0 | 0 | 0 | 0 | 0 | 0 | 0 | 0 | 0 | 0 | 0 | 0 | 0 | 3 | 4 |
| 0 | 0 | 0 | 0 | 0 | 0 | 0 | 0 | 0 | 0 | 0 | 0 | 0 | 0 | 0 |
| 1 | 2 | 0 | 4 | 1 | 4 | 1 | 0 | 1 | 0 | 0 | 0 | 0 | 19 | 19 |
| 0 | 1 | 0 | 0 | 0 | 0 | 0 | 0 | 0 | 0 | 0 | 0 | 0 | 3 | 3 |
| 0 | 0 | 0 | 1 | 0 | 1 | 0 | 0 | 0 | 0 | 0 | 0 | 0 | 2 | 2 |
| 0 | 0 | 0 | 0 | 0 | 0 | 0 | 0 | 0 | 0 | 0 | 0 | 0 | 0 | 0 |
| 0 | 0 | 0 | 0 | 0 | 0 | 0 | 0 | 0 | 0 | 0 | 0 | 0 | 0 | 0 |
| 0 | 0 | 0 | 0 | 0 | 0 | 0 | 0 | 0 | 0 | 0 | 0 | 0 | 0 | 0 |
| 0 | 0 | 0 | 0 | 0 | 0 | 0 | 0 | 0 | 0 | 0 | 0 | 0 | 0 | 0 |
| 0 | 0 | 0 | 0 | 0 | 0 | 1 | 0 | 0 | 0 | 0 | 1 | 0 | 2 | 2 |
| 0 | 0 | 0 | 0 | 0 | 0 | 1 | 0 | 0 | 0 | 0 | 0 | 0 | 1 | 1 |
| 0 | 0 | 0 | 0 | 0 | 0 | 0 | 0 | 0 | 0 | 0 | 0 | 0 | 0 | 0 |
| 0 | 0 | 0 | 0 | 0 | 0 | 0 | 0 | 0 | 0 | 0 | 0 | 0 | 0 | 0 |
| 0 | 0 | 0 | 1 | 1 | 0 | 1 | 0 | 0 | 0 | 0 | 0 | 0 | 3 | 3 |
| 0 | 0 | 0 | 0 | 0 | 0 | 0 | 0 | 0 | 0 | 0 | 0 | 0 | 0 | 0 |
| 2 | 0 | 0 | 0 | 1 | 0 | 0 | 0 | 0 | 0 | 0 | 0 | 0 | 3 | 4 |
| 0 | 0 | 0 | 0 | 0 | 0 | 0 | 0 | 0 | 0 | 0 | 0 | 0 | 0 | 0 |
| 0 | 0 | 0 | 1 | 0 | 1 | 0 | 0 | 0 | 0 | 0 | 0 | 0 | 4 | 5 |
| 0 | 0 | 0 | 0 | 1 | 0 | 0 | 0 | 0 | 0 | 0 | 0 | 0 | 1 | 1 |
| 0 | 0 | 0 | 0 | 0 | 0 | 0 | 0 | 0 | 0 | 0 | 0 | 0 | 0 | 0 |
| 0 | 0 | 0 | 0 | 0 | 0 | 0 | 0 | 0 | 0 | 0 | 0 | 0 | 0 | 0 |
| 0 | 2 | 1 | 0 | 4 | 1 | 0 | 1 | 0 | 1 | 0 | 1 | 0 | 12 | 12 |
| 0 | 0 | 0 | 0 | 0 | 0 | 0 | 0 | 0 | 0 | 0 | 0 | 0 | 0 | 0 |
| 1 | 0 | 1 | 5 | 0 | 2 | 0 | 0 | 0 | 0 | 0 | 0 | 0 | 24 | 29 |
| 0 | 0 | 0 | 0 | 0 | 0 | 0 | 0 | 0 | 0 | 0 | 0 | 0 | 6 | 6 |
| 0 | 0 | 0 | 0 | 0 | 0 | 0 | 0 | 0 | 0 | 0 | 0 | 0 | 0 | 0 |
| 0 | 0 | 0 | 0 | 0 | 0 | 0 | 0 | 0 | 0 | 0 | 0 | 0 | 0 | 0 |
| 0 | 0 | 0 | 0 | 0 | 0 | 0 | 0 | 0 | 0 | 0 | 0 | 0 | 0 | 0 |
| 1 | 2 | 0 | 3 | 1 | 0 | 0 | 0 | 0 | 0 | 0 | 0 | 0 | 7 | 8 |
| 0 | 0 | 1 | 0 | 1 | 0 | 0 | 1 | 1 | 0 | 0 | 0 | 0 | 4 | 4 |
| 1 | 0 | 0 | 0 | 0 | 0 | 0 | 0 | 0 | 0 | 0 | 0 | 0 | 14 | 15 |
| 0 | 0 | 0 | 0 | 0 | 0 | 0 | 0 | 0 | 0 | 0 | 0 | 0 | 4 | 6 |
| 0 | 0 | 0 | 0 | 0 | 0 | 0 | 0 | 0 | 0 | 0 | 0 | 0 | 0 | 0 |
| 0 | 0 | 0 | 0 | 0 | 0 | 0 | 0 | 0 | 0 | 0 | 0 | 0 | 0 | 0 |
| 0 | 0 | 1 | 1 | 0 | 0 | 1 | 0 | 0 | 0 | 0 | 0 | 0 | 3 | 3 |
| 0 | 0 | 0 | 0 | 0 | 1 | 0 | 0 | 0 | 0 | 0 | 0 | 0 | 1 | 1 |
| 0 | 0 | 0 | 0 | 0 | 0 | 0 | 0 | 0 | 0 | 0 | 0 | 0 | 0 | 0 |
| 0 | 0 | 0 | 0 | 0 | 0 | 0 | 0 | 0 | 0 | 0 | 0 | 0 | 0 | 0 |
| 3 | 0 | 0 | 11 | 3 | 1 | 2 | 4 | 2 | 0 | 1 | 0 | 0 | 34 | 37 |
| 0 | 0 | 0 | 0 | 1 | 0 | 0 | 1 | 0 | 0 | 0 | 0 | 0 | 6 | 6 |
| 0 | 0 | 0 | 0 | 0 | 0 | 0 | 0 | 0 | 0 | 0 | 0 | 0 | 0 | 0 |
| 0 | 0 | 0 | 0 | 0 | 0 | 0 | 0 | 0 | 0 | 0 | 0 | 0 | 0 | 0 |
| 0 | 0 | 0 | 0 | 0 | 0 | 0 | 0 | 0 | 0 | 0 | 0 | 0 | 0 | 0 |
| 0 | 0 | 0 | 0 | 0 | 0 | 0 | 0 | 0 | 0 | 0 | 0 | 0 | 0 | 1 |
| 0 | 0 | 0 | 0 | 0 | 0 | 0 | 0 | 0 | 0 | 0 | 0 | 0 | 0 | 0 |
| 0 | 0 | 0 | 0 | 0 | 0 | 0 | 0 | 0 | 0 | 0 | 0 | 0 | 0 | 0 |
| 9 | 8 | 6 | 31 | 16 | 14 | 5 | 8 | 4 | 1 | 3 | 0 | 0 | 181 | 197 |

UNR PD Arrests By Offenses and Age

| OFFENSE | SEX | 9 & | | | | | | | Total <18 | 18 | 19 | 20 | 21 |
|--------------------------------------|-----|----------|----------|----------|----------|----------|----------|-----------|-----------|-----------|-----------|-----------|----|
| | | Under | 10-12 | 13-14 | 15 | 16 | 17 | | | | | | |
| Murder | M | 0 | 0 | 0 | 0 | 0 | 0 | 0 | 0 | 0 | 0 | 0 | |
| | F | 0 | 0 | 0 | 0 | 0 | 0 | 0 | 0 | 0 | 0 | 0 | |
| Manslaughter by Negligence | M | 0 | 0 | 0 | 0 | 0 | 0 | 0 | 0 | 0 | 0 | 0 | |
| | F | 0 | 0 | 0 | 0 | 0 | 0 | 0 | 0 | 0 | 0 | 0 | |
| Forcible Rape | M | 0 | 0 | 0 | 0 | 0 | 0 | 0 | 0 | 0 | 0 | 0 | |
| | F | 0 | 0 | 0 | 0 | 0 | 0 | 0 | 0 | 0 | 0 | 0 | |
| Robbery | M | 0 | 0 | 0 | 0 | 0 | 0 | 0 | 0 | 0 | 0 | 0 | |
| | F | 0 | 0 | 0 | 0 | 0 | 0 | 0 | 0 | 0 | 0 | 0 | |
| Aggravated Assault | M | 0 | 0 | 0 | 0 | 0 | 0 | 0 | 1 | 0 | 1 | 1 | |
| | F | 0 | 0 | 0 | 0 | 0 | 0 | 0 | 0 | 0 | 0 | 0 | |
| Other Assaults | M | 0 | 0 | 0 | 0 | 0 | 0 | 0 | 0 | 0 | 0 | 0 | |
| | F | 0 | 0 | 0 | 0 | 0 | 0 | 0 | 1 | 0 | 0 | 0 | |
| Burglary | M | 0 | 0 | 0 | 0 | 0 | 0 | 0 | 1 | 0 | 0 | 0 | |
| | F | 0 | 0 | 0 | 0 | 0 | 0 | 0 | 0 | 0 | 0 | 0 | |
| Larceny--Theft | M | 0 | 0 | 0 | 0 | 2 | 0 | 2 | 2 | 1 | 0 | 0 | |
| | F | 0 | 0 | 0 | 0 | 0 | 0 | 0 | 0 | 0 | 0 | 0 | |
| Motor Vehicle Theft | M | 0 | 0 | 0 | 0 | 0 | 0 | 0 | 0 | 0 | 0 | 0 | |
| | F | 0 | 0 | 0 | 0 | 0 | 0 | 0 | 0 | 0 | 0 | 0 | |
| Arson | M | 0 | 0 | 0 | 0 | 0 | 0 | 0 | 0 | 0 | 0 | 0 | |
| | F | 0 | 0 | 0 | 0 | 0 | 0 | 0 | 0 | 0 | 0 | 0 | |
| Forgery & Counterfeiting | M | 0 | 0 | 0 | 0 | 0 | 0 | 0 | 0 | 0 | 0 | 0 | |
| | F | 0 | 0 | 0 | 0 | 0 | 0 | 0 | 0 | 0 | 0 | 0 | |
| Fraud | M | 0 | 0 | 0 | 0 | 0 | 0 | 0 | 5 | 2 | 1 | 0 | |
| | F | 0 | 0 | 0 | 0 | 0 | 0 | 0 | 1 | 0 | 1 | 0 | |
| Embezzlement | M | 0 | 0 | 0 | 0 | 0 | 0 | 0 | 0 | 0 | 0 | 0 | |
| | F | 0 | 0 | 0 | 0 | 0 | 0 | 0 | 0 | 0 | 0 | 0 | |
| Stolen Property-Buy, Possess, Recei | M | 0 | 0 | 0 | 0 | 2 | 0 | 2 | 0 | 2 | 0 | 0 | |
| | F | 0 | 0 | 0 | 0 | 0 | 0 | 0 | 0 | 0 | 0 | 0 | |
| Vandalism | M | 0 | 0 | 0 | 0 | 0 | 0 | 0 | 0 | 1 | 1 | 2 | |
| | F | 0 | 0 | 0 | 0 | 0 | 0 | 0 | 0 | 0 | 0 | 0 | |
| Weapons-carrying, possession, etc... | M | 0 | 0 | 0 | 0 | 0 | 0 | 0 | 0 | 0 | 1 | 0 | |
| | F | 0 | 0 | 0 | 0 | 0 | 0 | 0 | 0 | 0 | 0 | 0 | |
| Prostitution & Commercialized Vice | M | 0 | 0 | 0 | 0 | 0 | 0 | 0 | 0 | 0 | 0 | 0 | |
| | F | 0 | 0 | 0 | 0 | 0 | 0 | 0 | 0 | 0 | 0 | 0 | |
| Other Sex Offenses | M | 0 | 0 | 0 | 0 | 0 | 0 | 0 | 0 | 0 | 0 | 0 | |
| | F | 0 | 0 | 0 | 0 | 0 | 0 | 0 | 0 | 0 | 0 | 0 | |
| Drug Abuse Violations | M | 0 | 0 | 0 | 0 | 0 | 0 | 0 | 3 | 5 | 4 | 5 | |
| | F | 0 | 0 | 0 | 0 | 0 | 1 | 1 | 0 | 0 | 1 | 0 | |
| Gambling | M | 0 | 0 | 0 | 0 | 0 | 0 | 0 | 0 | 0 | 0 | 0 | |
| | F | 0 | 0 | 0 | 0 | 0 | 0 | 0 | 0 | 0 | 0 | 0 | |
| Offenses Against Family & Children | M | 0 | 0 | 0 | 0 | 0 | 0 | 0 | 0 | 0 | 0 | 0 | |
| | F | 0 | 0 | 0 | 0 | 0 | 0 | 0 | 0 | 0 | 0 | 0 | |
| Driving Under the Influence | M | 0 | 0 | 0 | 0 | 0 | 0 | 0 | 0 | 4 | 3 | 5 | |
| | F | 0 | 0 | 0 | 0 | 0 | 0 | 0 | 1 | 1 | 1 | 2 | |
| Liquor Laws | M | 0 | 0 | 0 | 0 | 1 | 4 | 5 | 18 | 16 | 16 | 2 | |
| | F | 0 | 0 | 0 | 0 | 0 | 1 | 1 | 7 | 4 | 3 | 0 | |
| Drunkenness | M | 0 | 0 | 0 | 0 | 0 | 0 | 0 | 0 | 0 | 0 | 0 | |
| | F | 0 | 0 | 0 | 0 | 0 | 0 | 0 | 0 | 0 | 0 | 0 | |
| Disorderly Conduct | M | 0 | 0 | 0 | 0 | 0 | 0 | 0 | 0 | 0 | 0 | 0 | |
| | F | 0 | 0 | 0 | 0 | 0 | 0 | 0 | 0 | 0 | 0 | 0 | |
| Vagrancy | M | 0 | 0 | 0 | 0 | 0 | 0 | 0 | 0 | 0 | 0 | 0 | |
| | F | 0 | 0 | 0 | 0 | 0 | 0 | 0 | 0 | 0 | 0 | 0 | |
| All Other Offenses (except Traffic) | M | 0 | 0 | 0 | 0 | 0 | 2 | 2 | 8 | 7 | 11 | 3 | |
| | F | 0 | 0 | 0 | 0 | 0 | 0 | 0 | 1 | 4 | 2 | 1 | |
| Suspicion | M | 0 | 0 | 0 | 0 | 0 | 0 | 0 | 0 | 0 | 0 | 0 | |
| | F | 0 | 0 | 0 | 0 | 0 | 0 | 0 | 0 | 0 | 0 | 0 | |
| Curfew and Loitering Law Violations | M | 0 | 0 | 0 | 0 | 2 | 0 | 2 | 0 | 0 | 0 | 0 | |
| | F | 0 | 0 | 0 | 2 | 0 | 0 | 2 | 0 | 0 | 0 | 0 | |
| Runaway | M | 0 | 0 | 0 | 0 | 0 | 0 | 0 | 0 | 0 | 0 | 0 | |
| | F | 0 | 0 | 0 | 0 | 0 | 0 | 0 | 0 | 0 | 0 | 0 | |
| GRAND TOTAL | | 0 | 0 | 0 | 2 | 7 | 8 | 17 | 49 | 47 | 46 | 21 | |

*The criminal statistics within this publication are only those criminal statistics reported to the Uniform Crime Reporting Program by the participating law enforcement agencies.

UNR PD Arrests By Offenses and Age

| | | | | | | | | | | | | over | | |
|----|----|----|-------|-------|-------|-------|-------|-------|-------|-------|----|-----------|-------------|--|
| 22 | 23 | 24 | 25-29 | 30-34 | 35-39 | 40-44 | 45-49 | 50-54 | 55-59 | 60-64 | 64 | Total >18 | Grand Total | |
| 0 | 0 | 0 | 0 | 0 | 0 | 0 | 0 | 0 | 0 | 0 | 0 | 0 | 0 | |
| 0 | 0 | 0 | 0 | 0 | 0 | 0 | 0 | 0 | 0 | 0 | 0 | 0 | 0 | |
| 0 | 0 | 0 | 0 | 0 | 0 | 0 | 0 | 0 | 0 | 0 | 0 | 0 | 0 | |
| 0 | 0 | 0 | 0 | 0 | 0 | 0 | 0 | 0 | 0 | 0 | 0 | 0 | 0 | |
| 0 | 0 | 0 | 0 | 0 | 0 | 0 | 0 | 0 | 0 | 0 | 0 | 0 | 0 | |
| 0 | 0 | 0 | 0 | 0 | 0 | 0 | 0 | 0 | 0 | 0 | 0 | 0 | 0 | |
| 3 | 0 | 0 | 2 | 1 | 0 | 0 | 0 | 0 | 1 | 0 | 0 | 10 | 10 | |
| 0 | 0 | 0 | 0 | 0 | 0 | 0 | 1 | 0 | 0 | 0 | 0 | 1 | 1 | |
| 0 | 0 | 0 | 0 | 0 | 0 | 0 | 0 | 1 | 0 | 0 | 0 | 1 | 1 | |
| 0 | 0 | 0 | 0 | 0 | 0 | 0 | 0 | 0 | 0 | 0 | 0 | 1 | 1 | |
| 0 | 0 | 0 | 0 | 0 | 0 | 0 | 0 | 0 | 0 | 0 | 0 | 0 | 0 | |
| 0 | 0 | 0 | 0 | 0 | 0 | 1 | 0 | 0 | 0 | 0 | 0 | 4 | 6 | |
| 0 | 0 | 0 | 0 | 0 | 0 | 0 | 0 | 0 | 0 | 0 | 0 | 0 | 0 | |
| 0 | 0 | 0 | 0 | 0 | 0 | 0 | 0 | 0 | 0 | 0 | 0 | 0 | 0 | |
| 0 | 0 | 0 | 0 | 0 | 0 | 0 | 0 | 0 | 0 | 0 | 0 | 0 | 0 | |
| 0 | 0 | 0 | 0 | 0 | 0 | 0 | 0 | 0 | 0 | 0 | 0 | 0 | 0 | |
| 0 | 0 | 0 | 0 | 0 | 0 | 0 | 0 | 0 | 0 | 0 | 0 | 0 | 0 | |
| 0 | 0 | 0 | 0 | 0 | 0 | 1 | 0 | 0 | 0 | 0 | 0 | 1 | 1 | |
| 1 | 0 | 1 | 0 | 1 | 0 | 0 | 0 | 0 | 0 | 0 | 0 | 11 | 11 | |
| 0 | 0 | 0 | 0 | 0 | 0 | 0 | 0 | 0 | 0 | 0 | 0 | 2 | 2 | |
| 0 | 0 | 0 | 0 | 0 | 0 | 0 | 0 | 0 | 0 | 0 | 0 | 0 | 0 | |
| 0 | 0 | 0 | 0 | 0 | 0 | 0 | 0 | 0 | 0 | 0 | 0 | 0 | 0 | |
| 0 | 1 | 1 | 3 | 0 | 2 | 0 | 1 | 1 | 0 | 0 | 0 | 11 | 13 | |
| 2 | 0 | 0 | 1 | 1 | 0 | 0 | 0 | 0 | 0 | 0 | 0 | 4 | 4 | |
| 2 | 0 | 0 | 0 | 0 | 0 | 0 | 0 | 0 | 0 | 0 | 0 | 6 | 6 | |
| 0 | 0 | 0 | 0 | 0 | 0 | 0 | 0 | 0 | 0 | 0 | 0 | 0 | 0 | |
| 0 | 1 | 2 | 0 | 0 | 1 | 0 | 0 | 1 | 0 | 0 | 0 | 6 | 6 | |
| 0 | 0 | 0 | 0 | 0 | 0 | 0 | 0 | 0 | 0 | 0 | 0 | 0 | 0 | |
| 0 | 0 | 0 | 0 | 0 | 0 | 0 | 0 | 0 | 0 | 0 | 0 | 0 | 0 | |
| 0 | 0 | 0 | 0 | 0 | 0 | 0 | 0 | 0 | 0 | 0 | 0 | 0 | 0 | |
| 0 | 0 | 0 | 0 | 0 | 0 | 0 | 1 | 0 | 0 | 0 | 0 | 1 | 1 | |
| 8 | 0 | 6 | 7 | 8 | 12 | 3 | 4 | 2 | 0 | 0 | 0 | 67 | 67 | |
| 2 | 0 | 0 | 2 | 2 | 3 | 8 | 2 | 0 | 0 | 0 | 0 | 20 | 21 | |
| 0 | 0 | 0 | 0 | 0 | 0 | 0 | 0 | 0 | 0 | 0 | 0 | 0 | 0 | |
| 0 | 0 | 0 | 0 | 0 | 0 | 0 | 0 | 0 | 0 | 0 | 0 | 0 | 0 | |
| 0 | 0 | 0 | 0 | 0 | 0 | 0 | 0 | 0 | 0 | 0 | 0 | 0 | 0 | |
| 3 | 3 | 1 | 5 | 9 | 5 | 3 | 3 | 1 | 0 | 0 | 0 | 45 | 45 | |
| 3 | 2 | 2 | 4 | 1 | 1 | 2 | 0 | 0 | 0 | 0 | 0 | 20 | 20 | |
| 1 | 1 | 0 | 0 | 1 | 1 | 0 | 0 | 0 | 0 | 0 | 0 | 56 | 61 | |
| 0 | 0 | 0 | 0 | 1 | 0 | 0 | 0 | 0 | 0 | 0 | 0 | 15 | 16 | |
| 0 | 0 | 0 | 0 | 0 | 0 | 0 | 0 | 0 | 0 | 0 | 0 | 0 | 0 | |
| 0 | 0 | 0 | 0 | 0 | 0 | 0 | 0 | 0 | 0 | 0 | 0 | 0 | 0 | |
| 0 | 0 | 0 | 0 | 0 | 0 | 0 | 0 | 0 | 0 | 0 | 0 | 0 | 0 | |
| 0 | 0 | 0 | 0 | 0 | 0 | 4 | 0 | 0 | 0 | 0 | 0 | 4 | 4 | |
| 0 | 0 | 0 | 0 | 0 | 0 | 0 | 0 | 0 | 0 | 0 | 0 | 0 | 0 | |
| 9 | 2 | 3 | 18 | 10 | 14 | 9 | 13 | 3 | 1 | 1 | 1 | 113 | 115 | |
| 4 | 1 | 0 | 4 | 1 | 1 | 4 | 0 | 1 | 0 | 0 | 0 | 24 | 24 | |
| 0 | 0 | 0 | 0 | 0 | 0 | 0 | 0 | 0 | 0 | 0 | 0 | 0 | 0 | |
| 0 | 0 | 0 | 0 | 0 | 0 | 0 | 0 | 0 | 0 | 0 | 0 | 0 | 0 | |
| 0 | 0 | 0 | 0 | 0 | 0 | 0 | 0 | 0 | 0 | 0 | 0 | 0 | 2 | |
| 0 | 0 | 0 | 0 | 0 | 0 | 0 | 0 | 0 | 0 | 0 | 0 | 0 | 2 | |
| 0 | 0 | 0 | 0 | 0 | 0 | 0 | 0 | 0 | 0 | 0 | 0 | 0 | 0 | |
| 0 | 0 | 0 | 0 | 0 | 0 | 0 | 0 | 0 | 0 | 0 | 0 | 0 | 0 | |
| 38 | 11 | 16 | 46 | 36 | 40 | 35 | 25 | 10 | 2 | 1 | 1 | 424 | 441 | |

Washoe Schools PD Arrests By Offenses and Age

| OFFENSE | SEX | 9 & Under | | | | | | | | | | | |
|--------------------------------------|-----|-----------|-------|-----|-----|-----|-----------|-------|-----|----|----|---|---|
| | | 10-12 | 13-14 | 15 | 16 | 17 | Total <18 | 18 | 19 | 20 | 21 | | |
| Murder | M | 0 | 0 | 0 | 0 | 0 | 0 | 0 | 0 | 0 | 0 | 0 | 0 |
| | F | 0 | 0 | 0 | 0 | 0 | 0 | 0 | 0 | 0 | 0 | 0 | 0 |
| Manslaughter by Negligence | M | 0 | 0 | 0 | 0 | 0 | 0 | 0 | 0 | 0 | 0 | 0 | 0 |
| | F | 0 | 0 | 0 | 0 | 0 | 0 | 0 | 0 | 0 | 0 | 0 | 0 |
| Forcible Rape | M | 0 | 0 | 0 | 0 | 0 | 0 | 0 | 0 | 0 | 0 | 0 | 0 |
| | F | 0 | 0 | 0 | 0 | 0 | 0 | 0 | 0 | 0 | 0 | 0 | 0 |
| Robbery | M | 0 | 0 | 1 | 1 | 0 | 0 | 2 | 1 | 0 | 0 | 0 | 0 |
| | F | 0 | 0 | 0 | 0 | 0 | 0 | 0 | 0 | 0 | 0 | 0 | 0 |
| Aggravated Assault | M | 0 | 0 | 8 | 3 | 5 | 0 | 16 | 1 | 0 | 0 | 0 | 0 |
| | F | 0 | 0 | 0 | 3 | 3 | 0 | 6 | 0 | 0 | 0 | 0 | 0 |
| Other Assaults | M | 10 | 38 | 37 | 26 | 18 | 12 | 141 | 15 | 1 | 0 | 0 | 0 |
| | F | 1 | 7 | 41 | 14 | 15 | 6 | 84 | 1 | 0 | 0 | 0 | 0 |
| Burglary | M | 0 | 0 | 2 | 4 | 2 | 2 | 10 | 1 | 0 | 0 | 0 | 0 |
| | F | 0 | 0 | 1 | 1 | 0 | 3 | 5 | 0 | 0 | 0 | 0 | 0 |
| Larceny--Theft | M | 2 | 4 | 8 | 9 | 7 | 4 | 34 | 0 | 0 | 0 | 0 | 0 |
| | F | 0 | 1 | 2 | 3 | 3 | 2 | 11 | 0 | 0 | 0 | 0 | 0 |
| Motor Vehicle Theft | M | 0 | 0 | 0 | 0 | 0 | 0 | 0 | 0 | 0 | 0 | 0 | 0 |
| | F | 0 | 0 | 0 | 0 | 0 | 1 | 1 | 0 | 0 | 0 | 0 | 0 |
| Arson | M | 0 | 5 | 1 | 0 | 1 | 1 | 8 | 0 | 0 | 0 | 0 | 0 |
| | F | 0 | 0 | 1 | 1 | 0 | 0 | 2 | 1 | 0 | 0 | 0 | 0 |
| Forgery & Counterfeiting | M | 0 | 0 | 0 | 0 | 0 | 0 | 0 | 0 | 0 | 0 | 0 | 0 |
| | F | 0 | 0 | 0 | 0 | 0 | 0 | 0 | 0 | 0 | 0 | 0 | 0 |
| Fraud | M | 0 | 0 | 0 | 0 | 0 | 0 | 0 | 0 | 0 | 0 | 0 | 0 |
| | F | 0 | 0 | 0 | 0 | 0 | 0 | 0 | 0 | 0 | 0 | 0 | 0 |
| Embezzlement | M | 0 | 0 | 0 | 0 | 0 | 0 | 0 | 0 | 0 | 0 | 0 | 0 |
| | F | 0 | 0 | 0 | 0 | 0 | 0 | 0 | 0 | 0 | 0 | 0 | 0 |
| Stolen Property-Buy, Possess, Recei | M | 0 | 4 | 8 | 2 | 1 | 2 | 17 | 0 | 0 | 0 | 0 | 0 |
| | F | 0 | 0 | 2 | 0 | 2 | 0 | 4 | 0 | 0 | 0 | 0 | 0 |
| Vandalism | M | 4 | 6 | 16 | 17 | 24 | 6 | 73 | 4 | 2 | 0 | 0 | 0 |
| | F | 0 | 0 | 1 | 1 | 1 | 0 | 3 | 0 | 0 | 0 | 0 | 0 |
| Weapons-carrying, possession, etc... | M | 1 | 15 | 20 | 4 | 16 | 12 | 68 | 7 | 3 | 0 | 0 | 2 |
| | F | 0 | 0 | 0 | 1 | 1 | 0 | 2 | 0 | 0 | 0 | 0 | 0 |
| Prostitution & Commercialized Vice | M | 0 | 0 | 0 | 0 | 0 | 0 | 0 | 0 | 0 | 0 | 0 | 0 |
| | F | 0 | 0 | 0 | 0 | 0 | 0 | 0 | 0 | 0 | 0 | 0 | 0 |
| Other Sex Offenses | M | 0 | 1 | 7 | 1 | 1 | 0 | 10 | 0 | 0 | 0 | 0 | 0 |
| | F | 0 | 0 | 0 | 0 | 0 | 0 | 0 | 0 | 0 | 0 | 0 | 0 |
| Drug Abuse Violations | M | 0 | 3 | 40 | 31 | 27 | 31 | 132 | 7 | 2 | 1 | 1 | 1 |
| | F | 0 | 1 | 13 | 16 | 6 | 1 | 37 | 3 | 0 | 1 | 0 | 0 |
| Gambling | M | 0 | 0 | 0 | 0 | 0 | 0 | 0 | 0 | 0 | 0 | 0 | 0 |
| | F | 0 | 0 | 0 | 0 | 0 | 0 | 0 | 0 | 0 | 0 | 0 | 0 |
| Offenses Against Family & Children | M | 0 | 0 | 0 | 1 | 0 | 0 | 1 | 0 | 0 | 0 | 0 | 0 |
| | F | 0 | 0 | 0 | 0 | 0 | 0 | 0 | 0 | 0 | 0 | 0 | 0 |
| Driving Under the Influence | M | 0 | 0 | 0 | 0 | 0 | 0 | 0 | 0 | 0 | 0 | 0 | 0 |
| | F | 0 | 0 | 0 | 0 | 0 | 0 | 0 | 0 | 0 | 0 | 0 | 0 |
| Liquor Laws | M | 2 | 0 | 5 | 18 | 19 | 17 | 61 | 10 | 2 | 4 | 0 | 0 |
| | F | 2 | 0 | 10 | 6 | 6 | 5 | 29 | 3 | 1 | 2 | 0 | 0 |
| Drunkenness | M | 1 | 0 | 0 | 1 | 3 | 4 | 9 | 0 | 1 | 0 | 0 | 0 |
| | F | 0 | 1 | 2 | 6 | 1 | 0 | 10 | 0 | 0 | 0 | 0 | 0 |
| Disorderly Conduct | M | 3 | 4 | 13 | 4 | 2 | 3 | 29 | 2 | 0 | 0 | 0 | 0 |
| | F | 0 | 0 | 2 | 1 | 0 | 1 | 4 | 0 | 0 | 0 | 0 | 0 |
| Vagrancy | M | 0 | 0 | 0 | 0 | 0 | 0 | 0 | 0 | 0 | 0 | 0 | 0 |
| | F | 0 | 0 | 0 | 0 | 0 | 0 | 0 | 0 | 0 | 0 | 0 | 0 |
| All Other Offenses (except Traffic) | M | 17 | 83 | 130 | 119 | 151 | 66 | 566 | 50 | 11 | 5 | 6 | 6 |
| | F | 3 | 10 | 54 | 54 | 71 | 39 | 231 | 10 | 2 | 0 | 0 | 0 |
| Suspicion | M | 0 | 0 | 0 | 0 | 1 | 0 | 1 | 0 | 0 | 0 | 0 | 0 |
| | F | 0 | 0 | 0 | 0 | 0 | 0 | 0 | 0 | 0 | 0 | 0 | 0 |
| Curfew and Loitering Law Violations | M | 0 | 1 | 0 | 1 | 0 | 2 | 4 | 0 | 0 | 0 | 0 | 0 |
| | F | 0 | 0 | 0 | 1 | 0 | 0 | 1 | 0 | 0 | 0 | 0 | 0 |
| Runaway | M | 0 | 0 | 0 | 1 | 7 | 0 | 8 | 0 | 0 | 0 | 0 | 0 |
| | F | 0 | 0 | 5 | 7 | 3 | 10 | 25 | 0 | 0 | 0 | 0 | 0 |
| GRAND TOTAL | | 46 | 184 | 430 | 358 | 397 | 230 | 1,645 | 116 | 25 | 13 | 9 | 9 |

*The criminal statistics within this publication are only those criminal statistics reported to the Uniform Crime Reporting Program by the participating law enforcement agencies.

Washoe Schools PD Arrests By Offenses and Age

| | 22 | 23 | 24 | 25-29 | 30-34 | 35-39 | 40-44 | 45-49 | 50-54 | 55-59 | 60-64 | over 64 | Total >18 | Grand Total |
|---|----|----|----|-------|-------|-------|-------|-------|-------|-------|-------|------------|-----------|-------------|
| 0 | 0 | 0 | 0 | 0 | 0 | 0 | 0 | 0 | 0 | 0 | 0 | 0 | 0 | 0 |
| 0 | 0 | 0 | 0 | 0 | 0 | 0 | 0 | 0 | 0 | 0 | 0 | 0 | 0 | 0 |
| 0 | 0 | 0 | 0 | 0 | 0 | 0 | 0 | 0 | 0 | 0 | 0 | 0 | 0 | 0 |
| 0 | 0 | 0 | 0 | 0 | 0 | 0 | 0 | 0 | 0 | 0 | 0 | 0 | 0 | 0 |
| 0 | 0 | 0 | 0 | 0 | 0 | 0 | 0 | 0 | 0 | 0 | 0 | 0 | 0 | 0 |
| 0 | 0 | 0 | 0 | 0 | 0 | 0 | 0 | 0 | 0 | 0 | 0 | 0 | 1 | 3 |
| 0 | 0 | 0 | 0 | 0 | 0 | 0 | 0 | 0 | 0 | 0 | 0 | 0 | 0 | 0 |
| 0 | 0 | 0 | 1 | 0 | 0 | 0 | 0 | 0 | 0 | 0 | 0 | 0 | 2 | 18 |
| 0 | 0 | 0 | 0 | 0 | 0 | 0 | 0 | 0 | 0 | 0 | 0 | 0 | 0 | 6 |
| 0 | 0 | 0 | 0 | 1 | 0 | 0 | 1 | 1 | 0 | 0 | 0 | 1 | 20 | 161 |
| 0 | 0 | 0 | 1 | 0 | 0 | 0 | 0 | 0 | 0 | 0 | 0 | 0 | 2 | 86 |
| 1 | 0 | 0 | 0 | 0 | 0 | 0 | 0 | 0 | 0 | 0 | 0 | 0 | 2 | 12 |
| 0 | 0 | 0 | 0 | 0 | 0 | 0 | 0 | 0 | 0 | 0 | 0 | 0 | 0 | 5 |
| 0 | 0 | 0 | 0 | 0 | 0 | 0 | 0 | 0 | 0 | 0 | 0 | 0 | 0 | 34 |
| 0 | 0 | 0 | 0 | 0 | 0 | 0 | 0 | 0 | 0 | 0 | 0 | 0 | 0 | 11 |
| 0 | 0 | 0 | 0 | 0 | 0 | 0 | 0 | 0 | 0 | 0 | 0 | 0 | 0 | 0 |
| 0 | 0 | 0 | 0 | 0 | 0 | 0 | 0 | 0 | 0 | 0 | 0 | 0 | 0 | 1 |
| 0 | 0 | 0 | 0 | 0 | 0 | 0 | 0 | 0 | 0 | 0 | 0 | 0 | 0 | 8 |
| 0 | 0 | 0 | 0 | 0 | 0 | 0 | 0 | 0 | 0 | 0 | 0 | 0 | 1 | 3 |
| 0 | 0 | 0 | 0 | 0 | 0 | 0 | 0 | 0 | 0 | 0 | 0 | 0 | 0 | 0 |
| 0 | 0 | 0 | 0 | 0 | 0 | 0 | 0 | 0 | 0 | 0 | 0 | 0 | 0 | 0 |
| 0 | 0 | 0 | 0 | 0 | 0 | 0 | 1 | 0 | 0 | 0 | 0 | 0 | 1 | 1 |
| 0 | 0 | 0 | 0 | 0 | 0 | 0 | 0 | 0 | 0 | 0 | 0 | 0 | 0 | 0 |
| 0 | 0 | 0 | 0 | 0 | 0 | 0 | 0 | 0 | 0 | 0 | 0 | 0 | 0 | 0 |
| 0 | 0 | 0 | 0 | 0 | 0 | 0 | 0 | 0 | 0 | 0 | 0 | 0 | 0 | 0 |
| 0 | 0 | 0 | 1 | 0 | 0 | 0 | 0 | 0 | 0 | 0 | 0 | 0 | 1 | 18 |
| 0 | 0 | 1 | 0 | 0 | 0 | 0 | 0 | 0 | 0 | 0 | 0 | 0 | 1 | 5 |
| 0 | 0 | 0 | 0 | 0 | 0 | 0 | 0 | 0 | 0 | 0 | 0 | 0 | 6 | 79 |
| 0 | 0 | 0 | 0 | 0 | 0 | 0 | 0 | 0 | 0 | 0 | 0 | 0 | 0 | 3 |
| 1 | 0 | 0 | 0 | 0 | 0 | 0 | 0 | 0 | 0 | 0 | 0 | 0 | 13 | 81 |
| 0 | 0 | 0 | 0 | 0 | 0 | 0 | 0 | 0 | 0 | 0 | 0 | 0 | 0 | 2 |
| 0 | 0 | 0 | 0 | 0 | 0 | 0 | 0 | 0 | 0 | 0 | 0 | 0 | 0 | 0 |
| 0 | 0 | 0 | 0 | 0 | 0 | 0 | 0 | 0 | 0 | 0 | 0 | 0 | 0 | 0 |
| 0 | 0 | 0 | 0 | 0 | 0 | 0 | 0 | 0 | 1 | 0 | 0 | 0 | 1 | 11 |
| 0 | 0 | 0 | 0 | 0 | 0 | 0 | 0 | 0 | 0 | 0 | 0 | 0 | 0 | 0 |
| 0 | 0 | 1 | 0 | 1 | 1 | 1 | 1 | 0 | 0 | 0 | 0 | 0 | 15 | 147 |
| 0 | 0 | 0 | 0 | 0 | 0 | 1 | 0 | 0 | 0 | 0 | 0 | 0 | 5 | 42 |
| 0 | 0 | 0 | 0 | 0 | 0 | 0 | 0 | 0 | 0 | 0 | 0 | 0 | 0 | 0 |
| 0 | 0 | 0 | 0 | 0 | 0 | 0 | 0 | 0 | 0 | 0 | 0 | 0 | 0 | 0 |
| 0 | 0 | 0 | 0 | 0 | 0 | 0 | 0 | 1 | 0 | 1 | 0 | 0 | 2 | 3 |
| 0 | 0 | 0 | 0 | 0 | 0 | 0 | 0 | 0 | 0 | 0 | 0 | 0 | 0 | 0 |
| 0 | 0 | 0 | 0 | 1 | 0 | 0 | 2 | 0 | 1 | 0 | 0 | 0 | 4 | 4 |
| 0 | 0 | 0 | 0 | 0 | 0 | 0 | 0 | 0 | 0 | 0 | 0 | 0 | 0 | 0 |
| 0 | 0 | 0 | 1 | 0 | 0 | 0 | 0 | 0 | 0 | 0 | 0 | 0 | 17 | 78 |
| 0 | 0 | 0 | 0 | 0 | 0 | 0 | 0 | 0 | 0 | 0 | 0 | 0 | 6 | 35 |
| 0 | 0 | 0 | 0 | 0 | 0 | 0 | 0 | 0 | 0 | 0 | 0 | 0 | 1 | 10 |
| 0 | 0 | 0 | 0 | 0 | 0 | 0 | 0 | 0 | 0 | 0 | 0 | 0 | 0 | 10 |
| 0 | 0 | 0 | 0 | 0 | 0 | 0 | 0 | 0 | 0 | 0 | 0 | 0 | 2 | 31 |
| 0 | 0 | 0 | 0 | 0 | 0 | 0 | 0 | 0 | 0 | 0 | 0 | 0 | 0 | 4 |
| 0 | 0 | 0 | 0 | 0 | 0 | 0 | 0 | 0 | 0 | 0 | 0 | 0 | 0 | 0 |
| 0 | 0 | 0 | 0 | 0 | 0 | 0 | 0 | 0 | 0 | 0 | 0 | 0 | 0 | 0 |
| 3 | 4 | 2 | 15 | 3 | 4 | 1 | 4 | 1 | 0 | 0 | 0 | 0 | 109 | 675 |
| 1 | 0 | 1 | 3 | 1 | 3 | 0 | 0 | 0 | 0 | 0 | 0 | 1 | 22 | 253 |
| 0 | 0 | 0 | 0 | 0 | 0 | 0 | 0 | 0 | 0 | 0 | 0 | 0 | 0 | 1 |
| 0 | 0 | 0 | 0 | 0 | 0 | 0 | 0 | 0 | 0 | 0 | 0 | 0 | 0 | 0 |
| 0 | 0 | 0 | 0 | 0 | 0 | 0 | 0 | 0 | 0 | 0 | 0 | 0 | 0 | 4 |
| 0 | 0 | 0 | 0 | 0 | 0 | 0 | 0 | 0 | 0 | 0 | 0 | 0 | 0 | 1 |
| 0 | 0 | 0 | 0 | 0 | 0 | 0 | 0 | 0 | 0 | 0 | 0 | 0 | 0 | 8 |
| 0 | 0 | 0 | 0 | 0 | 0 | 0 | 0 | 0 | 0 | 0 | 0 | 0 | 0 | 25 |
| 6 | 4 | 5 | 22 | 7 | 9 | 5 | 5 | 4 | 1 | 1 | 2 | 234 | 1,879 | |

Washoe Co SO Arrests By Offenses and Age

| OFFENSE | SEX | 9 & | | | | | | | | | | | | |
|--------------------------------------|-----|-------|--------|-------|-----|-----|-----|-----------|-----|-----|-----|-----|-----|-----|
| | | Under | 10 -12 | 13-14 | 15 | 16 | 17 | Total <18 | 18 | 19 | 20 | 21 | | |
| Murder | M | 0 | 0 | 0 | 0 | 0 | 0 | 0 | 0 | 0 | 0 | 0 | 0 | 0 |
| | F | 0 | 0 | 0 | 0 | 0 | 0 | 0 | 0 | 0 | 0 | 0 | 0 | 0 |
| Manslaughter by Negligence | M | 0 | 0 | 0 | 0 | 0 | 0 | 0 | 0 | 0 | 0 | 0 | 0 | 0 |
| | F | 0 | 0 | 0 | 0 | 0 | 0 | 0 | 0 | 0 | 0 | 0 | 0 | 0 |
| Forcible Rape | M | 0 | 0 | 0 | 0 | 1 | 0 | 1 | 1 | 1 | 1 | 0 | 0 | 0 |
| | F | 0 | 0 | 0 | 0 | 0 | 0 | 0 | 0 | 0 | 0 | 0 | 0 | 0 |
| Robbery | M | 0 | 0 | 1 | 1 | 0 | 3 | 5 | 2 | 2 | 0 | 0 | 0 | 0 |
| | F | 0 | 0 | 0 | 0 | 0 | 0 | 0 | 0 | 0 | 0 | 0 | 0 | 0 |
| Aggravated Assault | M | 0 | 2 | 2 | 0 | 1 | 1 | 6 | 2 | 4 | 2 | 4 | 4 | 4 |
| | F | 0 | 0 | 0 | 0 | 3 | 0 | 3 | 0 | 1 | 1 | 1 | 0 | 0 |
| Other Assaults | M | 4 | 16 | 7 | 10 | 10 | 7 | 54 | 10 | 4 | 3 | 5 | 5 | 5 |
| | F | 1 | 5 | 11 | 7 | 13 | 7 | 44 | 0 | 1 | 5 | 1 | 1 | 1 |
| Burglary | M | 0 | 0 | 0 | 1 | 1 | 5 | 7 | 1 | 4 | 0 | 2 | 2 | 2 |
| | F | 0 | 0 | 0 | 0 | 0 | 3 | 3 | 0 | 0 | 0 | 0 | 1 | 1 |
| Larceny--Theft | M | 0 | 4 | 7 | 8 | 4 | 8 | 31 | 4 | 4 | 2 | 2 | 2 | 2 |
| | F | 0 | 2 | 1 | 4 | 2 | 4 | 13 | 2 | 1 | 2 | 4 | 4 | 4 |
| Motor Vehicle Theft | M | 0 | 0 | 0 | 0 | 0 | 0 | 0 | 2 | 2 | 0 | 1 | 1 | 1 |
| | F | 0 | 0 | 0 | 0 | 0 | 0 | 0 | 0 | 0 | 0 | 0 | 0 | 0 |
| Arson | M | 0 | 4 | 0 | 0 | 1 | 1 | 6 | 0 | 0 | 0 | 0 | 0 | 0 |
| | F | 0 | 0 | 0 | 0 | 0 | 0 | 0 | 1 | 0 | 0 | 0 | 0 | 0 |
| Forgery & Counterfeiting | M | 0 | 0 | 0 | 0 | 0 | 0 | 0 | 0 | 0 | 0 | 0 | 0 | 0 |
| | F | 0 | 0 | 0 | 0 | 0 | 0 | 0 | 0 | 0 | 0 | 0 | 0 | 0 |
| Fraud | M | 0 | 0 | 0 | 0 | 0 | 1 | 1 | 2 | 2 | 1 | 1 | 1 | 1 |
| | F | 0 | 0 | 0 | 0 | 1 | 1 | 2 | 1 | 6 | 5 | 2 | 2 | 2 |
| Embezzlement | M | 0 | 0 | 0 | 0 | 0 | 0 | 0 | 0 | 0 | 0 | 0 | 0 | 0 |
| | F | 0 | 0 | 0 | 0 | 0 | 0 | 0 | 0 | 0 | 0 | 0 | 0 | 0 |
| Stolen Property-Buy, Possess, Recei | M | 0 | 0 | 2 | 2 | 1 | 4 | 9 | 5 | 3 | 5 | 2 | 2 | 2 |
| | F | 0 | 0 | 1 | 1 | 1 | 3 | 6 | 0 | 1 | 1 | 1 | 1 | 1 |
| Vandalism | M | 0 | 5 | 8 | 4 | 13 | 5 | 35 | 3 | 2 | 3 | 0 | 0 | 0 |
| | F | 0 | 1 | 1 | 0 | 0 | 0 | 2 | 0 | 0 | 1 | 0 | 0 | 0 |
| Weapons-carrying, possession, etc... | M | 0 | 1 | 6 | 6 | 5 | 3 | 21 | 2 | 1 | 1 | 1 | 1 | 1 |
| | F | 0 | 0 | 0 | 1 | 0 | 0 | 1 | 0 | 0 | 0 | 0 | 0 | 0 |
| Prostitution & Commercialized Vice | M | 0 | 0 | 0 | 0 | 0 | 0 | 0 | 0 | 0 | 0 | 0 | 0 | 0 |
| | F | 0 | 0 | 0 | 0 | 0 | 0 | 0 | 0 | 0 | 0 | 0 | 0 | 0 |
| Other Sex Offenses | M | 0 | 3 | 2 | 1 | 1 | 0 | 7 | 1 | 0 | 0 | 0 | 0 | 0 |
| | F | 0 | 0 | 0 | 0 | 0 | 0 | 0 | 0 | 0 | 0 | 0 | 0 | 0 |
| Drug Abuse Violations | M | 0 | 0 | 16 | 9 | 13 | 10 | 48 | 6 | 8 | 8 | 6 | 6 | 6 |
| | F | 0 | 0 | 6 | 5 | 1 | 1 | 13 | 1 | 6 | 0 | 0 | 0 | 0 |
| Gambling | M | 0 | 0 | 0 | 0 | 0 | 0 | 0 | 0 | 0 | 0 | 0 | 0 | 0 |
| | F | 0 | 0 | 0 | 0 | 0 | 0 | 0 | 0 | 0 | 0 | 0 | 0 | 0 |
| Offenses Against Family & Children | M | 0 | 0 | 0 | 0 | 0 | 0 | 0 | 5 | 1 | 4 | 4 | 4 | 4 |
| | F | 0 | 0 | 0 | 0 | 0 | 0 | 0 | 0 | 1 | 0 | 0 | 0 | 0 |
| Driving Under the Influence | M | 0 | 0 | 0 | 0 | 4 | 7 | 11 | 9 | 7 | 9 | 10 | 10 | 10 |
| | F | 0 | 0 | 0 | 0 | 0 | 0 | 0 | 1 | 1 | 1 | 3 | 3 | 3 |
| Liquor Laws | M | 0 | 0 | 11 | 15 | 25 | 32 | 83 | 25 | 25 | 17 | 1 | 1 | 1 |
| | F | 1 | 0 | 6 | 8 | 12 | 18 | 45 | 6 | 6 | 4 | 0 | 0 | 0 |
| Drunkenness | M | 0 | 0 | 0 | 0 | 2 | 0 | 2 | 0 | 1 | 0 | 0 | 0 | 0 |
| | F | 0 | 0 | 0 | 0 | 1 | 0 | 1 | 0 | 0 | 0 | 0 | 0 | 0 |
| Disorderly Conduct | M | 1 | 1 | 3 | 0 | 0 | 0 | 5 | 0 | 0 | 0 | 0 | 0 | 0 |
| | F | 0 | 0 | 0 | 0 | 0 | 0 | 0 | 0 | 0 | 0 | 0 | 0 | 0 |
| Vagrancy | M | 0 | 0 | 0 | 0 | 0 | 0 | 0 | 0 | 0 | 0 | 0 | 0 | 0 |
| | F | 0 | 0 | 0 | 0 | 0 | 0 | 0 | 0 | 0 | 0 | 0 | 0 | 0 |
| All Other Offenses (except Traffic) | M | 5 | 22 | 54 | 41 | 45 | 33 | 200 | 70 | 77 | 93 | 68 | 68 | 68 |
| | F | 0 | 4 | 25 | 29 | 20 | 18 | 96 | 9 | 22 | 19 | 13 | 13 | 13 |
| Suspicion | M | 0 | 0 | 0 | 0 | 0 | 0 | 0 | 0 | 0 | 0 | 0 | 0 | 0 |
| | F | 0 | 0 | 0 | 0 | 0 | 0 | 0 | 0 | 0 | 0 | 0 | 0 | 0 |
| Curfew and Loitering Law Violations | M | 0 | 2 | 10 | 5 | 8 | 9 | 34 | 0 | 0 | 0 | 0 | 0 | 0 |
| | F | 0 | 3 | 15 | 12 | 6 | 4 | 40 | 0 | 0 | 0 | 0 | 0 | 0 |
| Runaway | M | 0 | 0 | 4 | 7 | 14 | 3 | 28 | 0 | 0 | 0 | 0 | 0 | 0 |
| | F | 0 | 1 | 5 | 9 | 15 | 4 | 34 | 0 | 0 | 0 | 0 | 0 | 0 |
| GRAND TOTAL | | | 12 | 76 | 204 | 186 | 224 | 195 | 897 | 171 | 194 | 187 | 132 | 132 |

*The criminal statistics within this publication are only those criminal statistics reported to the Uniform Crime Reporting Program by the participating law enforcement agencies.

Washoe Co SO Arrests By Offenses and Age

| | 22 | 23 | 24 | 25-29 | 30-34 | 35-39 | 40-44 | 45-49 | 50-54 | 55-59 | 60-64 | over 64 | Total >18 | Grand Total |
|-----|-----|-----|-----|-------|-------|-------|-------|-------|-------|-------|-------|------------|-----------|-------------|
| 0 | 0 | 0 | 0 | 0 | 0 | 0 | 0 | 0 | 0 | 0 | 0 | 0 | 0 | 0 |
| 0 | 0 | 0 | 0 | 0 | 0 | 0 | 0 | 0 | 0 | 0 | 0 | 1 | 1 | 1 |
| 0 | 0 | 0 | 0 | 0 | 0 | 0 | 0 | 0 | 0 | 0 | 0 | 0 | 0 | 0 |
| 0 | 0 | 0 | 0 | 0 | 0 | 0 | 0 | 0 | 0 | 0 | 0 | 0 | 0 | 0 |
| 0 | 0 | 0 | 1 | 1 | 1 | 0 | 0 | 0 | 0 | 0 | 0 | 0 | 5 | 6 |
| 0 | 0 | 0 | 0 | 0 | 0 | 0 | 0 | 0 | 0 | 0 | 0 | 0 | 0 | 0 |
| 1 | 1 | 0 | 1 | 2 | 2 | 0 | 0 | 0 | 1 | 0 | 0 | 0 | 12 | 17 |
| 0 | 0 | 1 | 0 | 0 | 0 | 0 | 0 | 0 | 0 | 0 | 0 | 0 | 1 | 1 |
| 6 | 3 | 3 | 16 | 16 | 19 | 7 | 7 | 4 | 2 | 3 | 1 | 1 | 99 | 105 |
| 2 | 1 | 0 | 4 | 1 | 3 | 5 | 0 | 0 | 0 | 0 | 0 | 0 | 18 | 21 |
| 6 | 5 | 9 | 36 | 25 | 29 | 35 | 16 | 17 | 10 | 6 | 3 | 3 | 219 | 273 |
| 1 | 3 | 1 | 9 | 7 | 5 | 8 | 11 | 5 | 0 | 0 | 1 | 1 | 58 | 102 |
| 1 | 0 | 0 | 9 | 10 | 4 | 5 | 4 | 1 | 2 | 0 | 0 | 0 | 43 | 50 |
| 0 | 0 | 1 | 2 | 2 | 3 | 1 | 0 | 0 | 0 | 0 | 0 | 0 | 10 | 13 |
| 2 | 2 | 0 | 8 | 5 | 3 | 5 | 4 | 1 | 2 | 0 | 1 | 1 | 45 | 76 |
| 2 | 1 | 0 | 2 | 3 | 3 | 1 | 1 | 0 | 0 | 2 | 1 | 1 | 25 | 38 |
| 0 | 0 | 0 | 2 | 1 | 0 | 1 | 0 | 0 | 0 | 0 | 0 | 0 | 9 | 9 |
| 0 | 0 | 0 | 0 | 0 | 0 | 2 | 0 | 0 | 0 | 0 | 0 | 0 | 2 | 2 |
| 0 | 0 | 0 | 1 | 0 | 1 | 0 | 0 | 0 | 0 | 0 | 0 | 0 | 2 | 8 |
| 0 | 0 | 0 | 0 | 0 | 0 | 0 | 0 | 0 | 0 | 0 | 0 | 0 | 1 | 1 |
| 0 | 0 | 0 | 1 | 0 | 0 | 0 | 0 | 0 | 0 | 0 | 0 | 0 | 1 | 1 |
| 0 | 0 | 0 | 1 | 0 | 0 | 0 | 0 | 0 | 0 | 0 | 0 | 0 | 1 | 1 |
| 5 | 4 | 5 | 12 | 20 | 16 | 11 | 7 | 3 | 4 | 1 | 1 | 1 | 95 | 96 |
| 3 | 5 | 7 | 7 | 11 | 8 | 9 | 5 | 4 | 1 | 0 | 1 | 1 | 75 | 77 |
| 0 | 0 | 1 | 1 | 0 | 0 | 2 | 2 | 0 | 0 | 0 | 0 | 0 | 6 | 6 |
| 0 | 0 | 0 | 2 | 0 | 0 | 2 | 0 | 1 | 0 | 0 | 0 | 0 | 5 | 5 |
| 2 | 0 | 2 | 7 | 6 | 10 | 6 | 4 | 0 | 0 | 0 | 1 | 1 | 53 | 62 |
| 1 | 0 | 0 | 2 | 5 | 3 | 3 | 1 | 1 | 0 | 0 | 0 | 0 | 19 | 25 |
| 0 | 2 | 3 | 4 | 2 | 6 | 2 | 4 | 1 | 0 | 0 | 0 | 0 | 32 | 67 |
| 0 | 0 | 0 | 0 | 0 | 1 | 1 | 0 | 1 | 1 | 0 | 0 | 0 | 5 | 7 |
| 2 | 1 | 0 | 3 | 4 | 3 | 2 | 0 | 1 | 0 | 0 | 0 | 0 | 21 | 42 |
| 0 | 0 | 1 | 0 | 0 | 0 | 0 | 0 | 0 | 0 | 0 | 0 | 0 | 1 | 2 |
| 0 | 0 | 0 | 0 | 0 | 0 | 0 | 0 | 0 | 0 | 0 | 0 | 0 | 0 | 0 |
| 0 | 0 | 0 | 0 | 0 | 0 | 0 | 0 | 0 | 0 | 0 | 0 | 0 | 0 | 0 |
| 2 | 1 | 0 | 1 | 2 | 2 | 2 | 0 | 1 | 0 | 0 | 0 | 0 | 12 | 19 |
| 0 | 0 | 0 | 0 | 0 | 0 | 0 | 0 | 0 | 0 | 0 | 0 | 0 | 0 | 0 |
| 6 | 4 | 4 | 24 | 22 | 6 | 7 | 13 | 6 | 0 | 0 | 0 | 0 | 120 | 168 |
| 0 | 1 | 0 | 5 | 2 | 3 | 5 | 3 | 0 | 1 | 0 | 0 | 0 | 27 | 40 |
| 0 | 0 | 0 | 0 | 0 | 0 | 0 | 0 | 0 | 0 | 0 | 0 | 0 | 0 | 0 |
| 0 | 0 | 0 | 0 | 0 | 0 | 0 | 0 | 0 | 0 | 0 | 0 | 0 | 0 | 0 |
| 2 | 0 | 2 | 4 | 1 | 3 | 4 | 3 | 3 | 0 | 1 | 0 | 0 | 37 | 37 |
| 0 | 0 | 0 | 3 | 5 | 3 | 2 | 3 | 1 | 0 | 0 | 0 | 0 | 18 | 18 |
| 4 | 15 | 11 | 55 | 32 | 41 | 33 | 32 | 29 | 11 | 9 | 9 | 9 | 316 | 327 |
| 6 | 6 | 2 | 12 | 9 | 10 | 16 | 11 | 9 | 3 | 1 | 3 | 3 | 94 | 94 |
| 1 | 0 | 0 | 1 | 0 | 0 | 0 | 0 | 1 | 0 | 0 | 0 | 0 | 71 | 154 |
| 1 | 0 | 0 | 0 | 1 | 0 | 0 | 0 | 0 | 0 | 0 | 0 | 0 | 18 | 63 |
| 0 | 0 | 0 | 0 | 0 | 0 | 0 | 0 | 0 | 0 | 0 | 0 | 0 | 1 | 3 |
| 0 | 0 | 0 | 0 | 0 | 0 | 0 | 0 | 0 | 0 | 0 | 0 | 0 | 0 | 1 |
| 0 | 0 | 0 | 1 | 0 | 0 | 0 | 0 | 0 | 0 | 0 | 0 | 0 | 1 | 6 |
| 0 | 0 | 0 | 0 | 0 | 0 | 0 | 0 | 0 | 0 | 0 | 0 | 0 | 0 | 0 |
| 0 | 0 | 0 | 0 | 0 | 0 | 0 | 0 | 0 | 0 | 0 | 0 | 0 | 0 | 0 |
| 0 | 0 | 0 | 0 | 0 | 0 | 0 | 0 | 0 | 0 | 0 | 0 | 0 | 0 | 0 |
| 68 | 63 | 70 | 261 | 209 | 191 | 186 | 164 | 61 | 40 | 16 | 7 | 7 | 1,644 | 1,844 |
| 24 | 19 | 18 | 69 | 51 | 76 | 52 | 43 | 8 | 5 | 5 | 0 | 0 | 433 | 529 |
| 0 | 0 | 0 | 0 | 0 | 0 | 0 | 0 | 0 | 0 | 0 | 0 | 0 | 0 | 0 |
| 0 | 0 | 0 | 0 | 0 | 0 | 0 | 0 | 0 | 0 | 0 | 0 | 0 | 0 | 0 |
| 0 | 0 | 0 | 0 | 0 | 0 | 0 | 0 | 0 | 0 | 0 | 0 | 0 | 0 | 34 |
| 0 | 0 | 0 | 0 | 0 | 0 | 0 | 0 | 0 | 0 | 0 | 0 | 0 | 0 | 40 |
| 0 | 0 | 0 | 0 | 0 | 0 | 0 | 0 | 0 | 0 | 0 | 0 | 0 | 0 | 28 |
| 0 | 0 | 0 | 0 | 0 | 0 | 0 | 0 | 0 | 0 | 0 | 0 | 0 | 0 | 34 |
| 148 | 137 | 141 | 567 | 455 | 455 | 415 | 338 | 159 | 83 | 44 | 30 | 30 | 3,656 | 4,553 |

West Wendover PD Arrests By Offenses and Age

| OFFENSE | SEX | 9 & Under | | | | | | | Total <18 | 18 | 19 | 20 | 21 |
|--------------------------------------|-----|-----------|-------|----|----|----|----|----|-----------|----|----|----|----|
| | | 10-12 | 13-14 | 15 | 16 | 17 | | | | | | | |
| Murder | M | 0 | 0 | 0 | 0 | 0 | 0 | 0 | 0 | 0 | 0 | 0 | |
| | F | 0 | 0 | 0 | 0 | 0 | 0 | 0 | 0 | 0 | 0 | 0 | |
| Manslaughter by Negligence | M | 0 | 0 | 0 | 0 | 0 | 0 | 0 | 0 | 0 | 0 | 0 | |
| | F | 0 | 0 | 0 | 0 | 0 | 0 | 0 | 0 | 0 | 0 | 0 | |
| Forcible Rape | M | 0 | 0 | 0 | 0 | 0 | 0 | 0 | 0 | 0 | 0 | 0 | |
| | F | 0 | 0 | 0 | 0 | 0 | 0 | 0 | 0 | 0 | 0 | 0 | |
| Robbery | M | 0 | 0 | 0 | 0 | 0 | 0 | 0 | 0 | 1 | 0 | 0 | |
| | F | 0 | 0 | 0 | 0 | 0 | 0 | 0 | 0 | 0 | 0 | 0 | |
| Aggravated Assault | M | 0 | 0 | 1 | 0 | 0 | 0 | 1 | 0 | 1 | 1 | 1 | |
| | F | 0 | 0 | 0 | 0 | 0 | 0 | 0 | 0 | 0 | 0 | 0 | |
| Other Assaults | M | 1 | 3 | 9 | 2 | 1 | 2 | 18 | 0 | 1 | 0 | 5 | |
| | F | 0 | 0 | 7 | 3 | 2 | 0 | 12 | 0 | 3 | 1 | 1 | |
| Burglary | M | 0 | 1 | 5 | 0 | 1 | 1 | 8 | 3 | 0 | 0 | 0 | |
| | F | 0 | 0 | 0 | 0 | 0 | 0 | 0 | 0 | 0 | 0 | 0 | |
| Larceny--Theft | M | 0 | 0 | 4 | 1 | 0 | 3 | 8 | 4 | 0 | 1 | 1 | |
| | F | 0 | 0 | 0 | 0 | 0 | 0 | 0 | 0 | 0 | 0 | 0 | |
| Motor Vehicle Theft | M | 0 | 2 | 1 | 0 | 0 | 1 | 4 | 0 | 0 | 0 | 0 | |
| | F | 0 | 0 | 0 | 0 | 0 | 0 | 0 | 0 | 0 | 0 | 0 | |
| Arson | M | 2 | 0 | 0 | 0 | 0 | 0 | 2 | 0 | 0 | 0 | 0 | |
| | F | 0 | 0 | 0 | 0 | 0 | 0 | 0 | 0 | 0 | 0 | 0 | |
| Forgery & Counterfeiting | M | 0 | 0 | 0 | 0 | 0 | 0 | 0 | 0 | 0 | 0 | 0 | |
| | F | 0 | 0 | 0 | 0 | 0 | 0 | 0 | 0 | 0 | 0 | 0 | |
| Fraud | M | 0 | 0 | 0 | 0 | 0 | 1 | 1 | 0 | 1 | 0 | 0 | |
| | F | 0 | 0 | 0 | 0 | 0 | 1 | 1 | 1 | 1 | 0 | 0 | |
| Embezzlement | M | 0 | 0 | 0 | 0 | 0 | 0 | 0 | 0 | 0 | 0 | 0 | |
| | F | 0 | 0 | 0 | 0 | 0 | 0 | 0 | 0 | 0 | 0 | 0 | |
| Stolen Property-Buy, Possess, Recei | M | 0 | 0 | 3 | 0 | 1 | 4 | 8 | 0 | 0 | 1 | 1 | |
| | F | 0 | 0 | 0 | 0 | 0 | 1 | 1 | 0 | 0 | 0 | 0 | |
| Vandalism | M | 0 | 3 | 5 | 3 | 0 | 1 | 12 | 0 | 0 | 0 | 0 | |
| | F | 0 | 0 | 0 | 0 | 0 | 1 | 1 | 1 | 1 | 0 | 0 | |
| Weapons-carrying, possession, etc... | M | 0 | 0 | 0 | 0 | 0 | 0 | 0 | 0 | 0 | 1 | 0 | |
| | F | 0 | 0 | 0 | 0 | 0 | 0 | 0 | 0 | 0 | 0 | 0 | |
| Prostitution & Commercialized Vice | M | 0 | 0 | 0 | 0 | 0 | 0 | 0 | 0 | 0 | 0 | 0 | |
| | F | 0 | 0 | 0 | 0 | 0 | 0 | 0 | 0 | 0 | 0 | 0 | |
| Other Sex Offenses | M | 1 | 0 | 1 | 0 | 0 | 0 | 2 | 1 | 0 | 0 | 0 | |
| | F | 0 | 0 | 0 | 0 | 0 | 0 | 0 | 0 | 0 | 0 | 0 | |
| Drug Abuse Violations | M | 0 | 0 | 3 | 0 | 1 | 4 | 8 | 3 | 1 | 2 | 1 | |
| | F | 0 | 0 | 0 | 0 | 0 | 1 | 1 | 0 | 1 | 1 | 0 | |
| Gambling | M | 0 | 0 | 0 | 0 | 0 | 0 | 0 | 0 | 3 | 1 | 1 | |
| | F | 0 | 0 | 0 | 0 | 0 | 0 | 0 | 0 | 0 | 0 | 0 | |
| Offenses Against Family & Children | M | 0 | 0 | 2 | 0 | 1 | 0 | 3 | 0 | 0 | 2 | 3 | |
| | F | 0 | 0 | 0 | 0 | 0 | 1 | 1 | 0 | 0 | 1 | 1 | |
| Driving Under the Influence | M | 0 | 0 | 0 | 0 | 0 | 2 | 2 | 1 | 4 | 0 | 4 | |
| | F | 0 | 0 | 0 | 0 | 0 | 0 | 0 | 0 | 0 | 0 | 0 | |
| Liquor Laws | M | 0 | 1 | 3 | 1 | 9 | 8 | 22 | 5 | 3 | 3 | 1 | |
| | F | 0 | 0 | 3 | 2 | 6 | 1 | 12 | 0 | 0 | 0 | 0 | |
| Drunkenness | M | 0 | 0 | 0 | 0 | 0 | 0 | 0 | 0 | 0 | 0 | 0 | |
| | F | 0 | 0 | 0 | 0 | 1 | 0 | 1 | 0 | 0 | 0 | 0 | |
| Disorderly Conduct | M | 0 | 0 | 2 | 1 | 1 | 2 | 6 | 1 | 2 | 1 | 0 | |
| | F | 0 | 0 | 5 | 0 | 0 | 0 | 5 | 0 | 0 | 0 | 1 | |
| Vagrancy | M | 0 | 0 | 0 | 0 | 0 | 0 | 0 | 0 | 0 | 0 | 0 | |
| | F | 0 | 0 | 0 | 0 | 0 | 0 | 0 | 0 | 0 | 0 | 0 | |
| All Other Offenses (except Traffic) | M | 1 | 0 | 8 | 3 | 3 | 5 | 20 | 4 | 1 | 4 | 5 | |
| | F | 0 | 1 | 8 | 1 | 2 | 3 | 15 | 1 | 2 | 0 | 0 | |
| Suspicion | M | 0 | 0 | 0 | 0 | 0 | 0 | 0 | 0 | 0 | 0 | 0 | |
| | F | 0 | 0 | 0 | 0 | 0 | 0 | 0 | 0 | 0 | 0 | 0 | |
| Curfew and Loitering Law Violations | M | 0 | 0 | 4 | 3 | 2 | 2 | 11 | 0 | 0 | 0 | 0 | |
| | F | 0 | 0 | 7 | 0 | 1 | 0 | 8 | 0 | 0 | 0 | 0 | |
| Runaway | M | 0 | 0 | 3 | 1 | 0 | 1 | 5 | 0 | 0 | 0 | 0 | |
| | F | 0 | 0 | 6 | 0 | 1 | 1 | 8 | 0 | 0 | 0 | 0 | |
| GRAND TOTAL | | | 5 | 11 | 90 | 21 | 33 | 47 | 207 | 25 | 26 | 20 | 26 |

*The criminal statistics within this publication are only those criminal statistics reported to the Uniform Crime Reporting Program by the participating law enforcement agencies.

West Wendover PD Arrests By Offenses and Age

| | 22 | 23 | 24 | 25-29 | 30-34 | 35-39 | 40-44 | 45-49 | 50-54 | 55-59 | 60-64 | over 64 | Total >18 | Grand Total |
|----|----|----|----|-------|-------|-------|-------|-------|-------|-------|-------|------------|-----------|-------------|
| 0 | 0 | 0 | 0 | 0 | 0 | 0 | 0 | 0 | 0 | 1 | 0 | 0 | 1 | 1 |
| 0 | 0 | 0 | 0 | 0 | 0 | 0 | 0 | 0 | 0 | 0 | 0 | 0 | 0 | 0 |
| 0 | 0 | 0 | 0 | 0 | 0 | 0 | 0 | 0 | 0 | 0 | 0 | 0 | 0 | 0 |
| 0 | 0 | 0 | 0 | 0 | 0 | 0 | 0 | 0 | 0 | 0 | 0 | 0 | 0 | 0 |
| 0 | 1 | 0 | 0 | 0 | 0 | 0 | 0 | 0 | 0 | 0 | 0 | 0 | 1 | 1 |
| 0 | 0 | 0 | 0 | 0 | 0 | 0 | 0 | 0 | 0 | 0 | 0 | 0 | 0 | 0 |
| 0 | 0 | 1 | 0 | 0 | 0 | 0 | 0 | 0 | 0 | 0 | 0 | 0 | 2 | 2 |
| 0 | 0 | 0 | 0 | 0 | 0 | 0 | 0 | 0 | 0 | 0 | 0 | 0 | 0 | 0 |
| 1 | 2 | 0 | 1 | 0 | 0 | 0 | 0 | 0 | 1 | 0 | 0 | 0 | 8 | 9 |
| 0 | 0 | 0 | 0 | 0 | 0 | 0 | 0 | 0 | 0 | 0 | 0 | 0 | 0 | 0 |
| 2 | 5 | 2 | 7 | 6 | 5 | 7 | 3 | 1 | 0 | 0 | 0 | 1 | 45 | 63 |
| 4 | 0 | 0 | 2 | 2 | 1 | 1 | 0 | 0 | 0 | 0 | 0 | 0 | 15 | 27 |
| 0 | 1 | 1 | 0 | 1 | 1 | 1 | 0 | 0 | 0 | 0 | 0 | 0 | 7 | 15 |
| 0 | 0 | 0 | 0 | 0 | 0 | 0 | 2 | 0 | 0 | 0 | 0 | 0 | 2 | 2 |
| 1 | 1 | 0 | 2 | 2 | 3 | 1 | 1 | 1 | 1 | 0 | 0 | 1 | 19 | 27 |
| 0 | 1 | 0 | 2 | 1 | 2 | 1 | 1 | 1 | 0 | 0 | 1 | 0 | 9 | 9 |
| 0 | 0 | 0 | 1 | 2 | 0 | 0 | 0 | 0 | 0 | 0 | 0 | 0 | 3 | 7 |
| 0 | 0 | 0 | 0 | 0 | 0 | 0 | 0 | 0 | 0 | 0 | 0 | 0 | 0 | 0 |
| 0 | 0 | 0 | 0 | 0 | 0 | 1 | 0 | 0 | 0 | 0 | 0 | 0 | 1 | 3 |
| 0 | 0 | 0 | 0 | 0 | 0 | 0 | 0 | 0 | 0 | 0 | 0 | 0 | 0 | 0 |
| 0 | 1 | 3 | 0 | 0 | 2 | 1 | 1 | 1 | 0 | 0 | 0 | 0 | 8 | 8 |
| 0 | 0 | 0 | 2 | 1 | 1 | 2 | 0 | 0 | 0 | 0 | 0 | 0 | 6 | 6 |
| 0 | 2 | 1 | 4 | 13 | 15 | 12 | 5 | 2 | 3 | 3 | 1 | 62 | 63 | |
| 1 | 0 | 1 | 4 | 5 | 3 | 2 | 5 | 0 | 1 | 0 | 1 | 25 | 26 | |
| 0 | 1 | 0 | 0 | 0 | 0 | 0 | 0 | 0 | 0 | 0 | 0 | 0 | 1 | 1 |
| 0 | 0 | 0 | 0 | 0 | 0 | 0 | 0 | 1 | 0 | 0 | 0 | 0 | 1 | 1 |
| 0 | 0 | 1 | 1 | 1 | 2 | 0 | 0 | 0 | 0 | 0 | 0 | 0 | 7 | 15 |
| 0 | 0 | 0 | 0 | 0 | 0 | 0 | 0 | 0 | 0 | 0 | 0 | 0 | 0 | 1 |
| 3 | 4 | 2 | 3 | 2 | 0 | 1 | 0 | 0 | 0 | 0 | 0 | 0 | 15 | 27 |
| 0 | 0 | 0 | 0 | 0 | 0 | 0 | 1 | 0 | 0 | 0 | 0 | 0 | 3 | 4 |
| 0 | 0 | 1 | 0 | 0 | 0 | 0 | 1 | 0 | 0 | 0 | 0 | 0 | 3 | 3 |
| 0 | 0 | 0 | 0 | 0 | 0 | 0 | 0 | 0 | 0 | 0 | 0 | 0 | 0 | 0 |
| 0 | 0 | 0 | 0 | 0 | 0 | 0 | 0 | 0 | 0 | 0 | 0 | 0 | 0 | 0 |
| 0 | 0 | 0 | 0 | 0 | 0 | 0 | 0 | 0 | 0 | 0 | 0 | 0 | 0 | 0 |
| 0 | 0 | 1 | 2 | 0 | 0 | 2 | 0 | 0 | 0 | 0 | 0 | 1 | 7 | 9 |
| 0 | 0 | 0 | 0 | 0 | 0 | 0 | 0 | 0 | 0 | 0 | 0 | 0 | 0 | 0 |
| 0 | 5 | 2 | 2 | 3 | 2 | 3 | 1 | 0 | 0 | 0 | 0 | 0 | 25 | 33 |
| 2 | 0 | 1 | 0 | 0 | 2 | 2 | 1 | 0 | 1 | 0 | 0 | 0 | 11 | 12 |
| 0 | 0 | 0 | 0 | 0 | 0 | 0 | 0 | 0 | 0 | 0 | 0 | 0 | 5 | 5 |
| 0 | 0 | 0 | 0 | 0 | 0 | 0 | 0 | 0 | 0 | 0 | 0 | 0 | 0 | 0 |
| 3 | 3 | 2 | 17 | 10 | 8 | 5 | 5 | 0 | 0 | 0 | 0 | 0 | 58 | 61 |
| 2 | 2 | 0 | 8 | 4 | 8 | 2 | 0 | 0 | 2 | 0 | 0 | 0 | 30 | 31 |
| 1 | 6 | 2 | 8 | 6 | 8 | 7 | 3 | 0 | 0 | 2 | 0 | 0 | 52 | 54 |
| 0 | 2 | 0 | 1 | 0 | 4 | 3 | 0 | 1 | 0 | 0 | 0 | 0 | 11 | 11 |
| 1 | 2 | 1 | 2 | 0 | 0 | 0 | 0 | 0 | 0 | 0 | 0 | 0 | 18 | 40 |
| 0 | 0 | 0 | 0 | 0 | 0 | 0 | 1 | 0 | 0 | 0 | 0 | 0 | 1 | 13 |
| 0 | 0 | 0 | 0 | 0 | 0 | 0 | 0 | 0 | 0 | 0 | 0 | 0 | 0 | 0 |
| 0 | 0 | 0 | 0 | 0 | 0 | 0 | 0 | 0 | 0 | 0 | 0 | 0 | 0 | 1 |
| 2 | 3 | 2 | 3 | 1 | 5 | 0 | 3 | 3 | 0 | 0 | 0 | 0 | 26 | 32 |
| 0 | 0 | 1 | 0 | 0 | 1 | 1 | 1 | 0 | 0 | 0 | 0 | 0 | 5 | 10 |
| 0 | 0 | 0 | 0 | 0 | 0 | 0 | 1 | 0 | 0 | 0 | 0 | 0 | 1 | 1 |
| 0 | 0 | 0 | 0 | 0 | 0 | 0 | 0 | 0 | 0 | 0 | 0 | 0 | 0 | 0 |
| 12 | 10 | 5 | 18 | 17 | 18 | 8 | 8 | 12 | 4 | 0 | 0 | 0 | 126 | 146 |
| 0 | 3 | 1 | 3 | 3 | 3 | 1 | 0 | 1 | 0 | 0 | 0 | 0 | 18 | 33 |
| 0 | 0 | 0 | 0 | 0 | 0 | 0 | 0 | 0 | 0 | 0 | 0 | 0 | 0 | 0 |
| 0 | 0 | 0 | 0 | 0 | 0 | 0 | 0 | 0 | 0 | 0 | 0 | 0 | 0 | 0 |
| 0 | 0 | 0 | 0 | 0 | 0 | 0 | 0 | 0 | 0 | 0 | 0 | 0 | 0 | 11 |
| 0 | 0 | 0 | 0 | 0 | 0 | 0 | 0 | 0 | 0 | 0 | 0 | 0 | 0 | 8 |
| 0 | 0 | 0 | 0 | 0 | 0 | 0 | 0 | 0 | 0 | 0 | 0 | 0 | 0 | 5 |
| 0 | 0 | 0 | 0 | 0 | 0 | 0 | 0 | 0 | 0 | 0 | 0 | 0 | 0 | 8 |
| 35 | 55 | 31 | 93 | 80 | 95 | 67 | 40 | 22 | 12 | 6 | 5 | 638 | 845 | |

White Pine Co SO Arrests By Offenses and Age

| OFFENSE | SEX | 9 & Under | | | | | | | | | | | | |
|--------------------------------------|-----|-----------|-------|----|----|----|-----------|-----|----|----|----|---|---|---|
| | | 10-12 | 13-14 | 15 | 16 | 17 | Total <18 | 18 | 19 | 20 | 21 | | | |
| Murder | M | 0 | 0 | 0 | 0 | 0 | 0 | 0 | 0 | 0 | 0 | 0 | 0 | 0 |
| Murder | F | 0 | 0 | 0 | 0 | 0 | 0 | 0 | 0 | 0 | 0 | 0 | 0 | 0 |
| Manslaughter by Negligence | M | 0 | 0 | 0 | 0 | 0 | 0 | 0 | 0 | 0 | 0 | 0 | 0 | 0 |
| Manslaughter by Negligence | F | 0 | 0 | 0 | 0 | 0 | 0 | 0 | 0 | 0 | 0 | 0 | 0 | 0 |
| Forcible Rape | M | 0 | 0 | 0 | 0 | 0 | 0 | 0 | 0 | 0 | 0 | 0 | 0 | 0 |
| Forcible Rape | F | 0 | 0 | 0 | 0 | 0 | 0 | 0 | 0 | 0 | 0 | 0 | 0 | 0 |
| Robbery | M | 0 | 0 | 0 | 0 | 0 | 0 | 0 | 0 | 0 | 0 | 0 | 0 | 0 |
| Robbery | F | 0 | 0 | 0 | 0 | 0 | 0 | 0 | 0 | 0 | 0 | 0 | 0 | 0 |
| Aggravated Assault | M | 0 | 1 | 0 | 1 | 0 | 0 | 2 | 0 | 0 | 0 | 0 | 1 | 0 |
| Aggravated Assault | F | 0 | 0 | 0 | 0 | 0 | 0 | 0 | 0 | 0 | 0 | 0 | 0 | 0 |
| Other Assaults | M | 0 | 2 | 2 | 2 | 1 | 3 | 10 | 1 | 1 | 1 | 1 | 0 | 0 |
| Other Assaults | F | 1 | 0 | 2 | 1 | 3 | 2 | 9 | 0 | 0 | 0 | 0 | 0 | 0 |
| Burglary | M | 1 | 2 | 1 | 0 | 2 | 0 | 6 | 0 | 1 | 1 | 1 | 0 | 0 |
| Burglary | F | 0 | 0 | 2 | 0 | 0 | 0 | 2 | 0 | 0 | 0 | 0 | 0 | 0 |
| Larceny--Theft | M | 1 | 1 | 4 | 2 | 2 | 1 | 11 | 0 | 0 | 0 | 0 | 0 | 0 |
| Larceny--Theft | F | 2 | 1 | 2 | 0 | 1 | 1 | 7 | 0 | 0 | 0 | 0 | 0 | 0 |
| Motor Vehicle Theft | M | 0 | 0 | 5 | 0 | 0 | 0 | 5 | 0 | 0 | 0 | 0 | 0 | 0 |
| Motor Vehicle Theft | F | 0 | 0 | 2 | 0 | 0 | 0 | 2 | 0 | 0 | 0 | 0 | 0 | 0 |
| Arson | M | 0 | 1 | 0 | 0 | 0 | 0 | 1 | 0 | 0 | 0 | 0 | 0 | 0 |
| Arson | F | 0 | 0 | 0 | 0 | 0 | 0 | 0 | 0 | 0 | 0 | 0 | 0 | 0 |
| Forgery & Counterfeiting | M | 0 | 0 | 0 | 0 | 0 | 0 | 0 | 0 | 0 | 0 | 0 | 0 | 0 |
| Forgery & Counterfeiting | F | 0 | 0 | 0 | 0 | 0 | 0 | 0 | 0 | 0 | 0 | 0 | 0 | 0 |
| Fraud | M | 0 | 0 | 0 | 0 | 0 | 0 | 0 | 0 | 0 | 0 | 0 | 0 | 0 |
| Fraud | F | 0 | 0 | 0 | 0 | 0 | 0 | 0 | 0 | 0 | 0 | 0 | 0 | 0 |
| Embezzlement | M | 0 | 0 | 0 | 0 | 0 | 0 | 0 | 0 | 0 | 0 | 0 | 0 | 0 |
| Embezzlement | F | 0 | 0 | 0 | 0 | 0 | 0 | 0 | 0 | 0 | 0 | 0 | 0 | 0 |
| Stolen Property-Buy, Possess, Recei | M | 0 | 0 | 2 | 1 | 0 | 0 | 3 | 0 | 0 | 0 | 0 | 0 | 0 |
| Stolen Property-Buy, Possess, Recei | F | 0 | 0 | 0 | 0 | 0 | 1 | 1 | 0 | 0 | 0 | 0 | 0 | 0 |
| Vandalism | M | 0 | 0 | 3 | 3 | 2 | 4 | 12 | 1 | 0 | 1 | 1 | 0 | 0 |
| Vandalism | F | 0 | 0 | 0 | 1 | 1 | 1 | 3 | 0 | 0 | 0 | 0 | 0 | 0 |
| Weapons-carrying, possession, etc... | M | 1 | 0 | 0 | 0 | 1 | 3 | 5 | 0 | 0 | 0 | 0 | 0 | 0 |
| Weapons-carrying, possession, etc... | F | 0 | 0 | 0 | 0 | 0 | 0 | 0 | 0 | 0 | 0 | 0 | 0 | 0 |
| Prostitution & Commercialized Vice | M | 0 | 0 | 0 | 0 | 0 | 0 | 0 | 0 | 0 | 0 | 0 | 0 | 0 |
| Prostitution & Commercialized Vice | F | 0 | 0 | 0 | 0 | 0 | 0 | 0 | 0 | 0 | 0 | 0 | 0 | 0 |
| Other Sex Offenses | M | 0 | 0 | 0 | 1 | 0 | 0 | 1 | 0 | 0 | 0 | 0 | 1 | 0 |
| Other Sex Offenses | F | 0 | 0 | 0 | 0 | 0 | 0 | 0 | 0 | 0 | 0 | 0 | 0 | 0 |
| Drug Abuse Violations | M | 0 | 0 | 0 | 0 | 1 | 0 | 1 | 0 | 1 | 1 | 1 | 0 | 0 |
| Drug Abuse Violations | F | 0 | 0 | 0 | 0 | 0 | 0 | 0 | 0 | 0 | 0 | 0 | 0 | 0 |
| Gambling | M | 0 | 0 | 0 | 0 | 0 | 0 | 0 | 0 | 0 | 0 | 0 | 0 | 0 |
| Gambling | F | 0 | 0 | 0 | 0 | 0 | 0 | 0 | 0 | 0 | 0 | 0 | 0 | 0 |
| Offenses Against Family & Children | M | 0 | 0 | 0 | 1 | 1 | 0 | 2 | 0 | 0 | 0 | 0 | 0 | 0 |
| Offenses Against Family & Children | F | 0 | 0 | 0 | 0 | 0 | 0 | 0 | 0 | 0 | 0 | 0 | 0 | 0 |
| Driving Under the Influence | M | 0 | 0 | 0 | 0 | 0 | 3 | 3 | 0 | 3 | 1 | 1 | 1 | 0 |
| Driving Under the Influence | F | 0 | 0 | 0 | 0 | 0 | 0 | 0 | 0 | 0 | 1 | 1 | 0 | 0 |
| Liquor Laws | M | 0 | 0 | 2 | 0 | 2 | 1 | 5 | 0 | 0 | 0 | 0 | 0 | 0 |
| Liquor Laws | F | 0 | 0 | 0 | 1 | 2 | 1 | 4 | 0 | 0 | 0 | 0 | 0 | 0 |
| Drunkenness | M | 0 | 0 | 1 | 7 | 14 | 5 | 27 | 1 | 1 | 0 | 0 | 0 | 0 |
| Drunkenness | F | 0 | 0 | 6 | 2 | 4 | 10 | 22 | 0 | 0 | 0 | 0 | 0 | 0 |
| Disorderly Conduct | M | 1 | 2 | 2 | 7 | 5 | 4 | 21 | 0 | 0 | 0 | 0 | 0 | 0 |
| Disorderly Conduct | F | 0 | 2 | 0 | 2 | 2 | 2 | 8 | 0 | 0 | 0 | 0 | 1 | 0 |
| Vagrancy | M | 0 | 0 | 0 | 0 | 0 | 0 | 0 | 0 | 0 | 0 | 0 | 0 | 0 |
| Vagrancy | F | 0 | 0 | 0 | 0 | 0 | 0 | 0 | 0 | 0 | 0 | 0 | 0 | 0 |
| All Other Offenses (except Traffic) | M | 1 | 3 | 2 | 9 | 6 | 11 | 32 | 0 | 1 | 2 | 2 | 1 | 0 |
| All Other Offenses (except Traffic) | F | 0 | 1 | 7 | 9 | 7 | 5 | 29 | 0 | 0 | 0 | 0 | 0 | 0 |
| Suspicion | M | 0 | 0 | 0 | 4 | 2 | 4 | 10 | 0 | 0 | 0 | 0 | 0 | 0 |
| Suspicion | F | 0 | 0 | 1 | 0 | 0 | 0 | 1 | 0 | 0 | 0 | 0 | 0 | 0 |
| Curfew and Loitering Law Violations | M | 0 | 0 | 2 | 6 | 5 | 4 | 17 | 0 | 0 | 0 | 0 | 0 | 0 |
| Curfew and Loitering Law Violations | F | 0 | 0 | 2 | 1 | 2 | 1 | 6 | 0 | 0 | 0 | 0 | 0 | 0 |
| Runaway | M | 0 | 0 | 0 | 1 | 1 | 0 | 2 | 0 | 0 | 0 | 0 | 0 | 0 |
| Runaway | F | 0 | 0 | 0 | 0 | 0 | 0 | 0 | 0 | 0 | 0 | 0 | 0 | 0 |
| GRAND TOTAL | | 8 | 16 | 50 | 62 | 67 | 67 | 270 | 3 | 8 | 8 | 5 | | |

*The criminal statistics within this publication are only those criminal statistics reported to the Uniform Crime Reporting Program by the participating law enforcement agencies.

Winnemucca PD Arrests By Offenses and Age

| OFFENSE | SEX | 9 & | | | | | | | | | | | |
|--------------------------------------|-----|-------|--------|-------|----|----|----|-----------|----|----|----|----|----|
| | | Under | 10 -12 | 13-14 | 15 | 16 | 17 | Total <18 | 18 | 19 | 20 | 21 | |
| Murder | M | 0 | 0 | 0 | 0 | 0 | 0 | 0 | 0 | 0 | 0 | 0 | 1 |
| | F | 0 | 0 | 0 | 0 | 0 | 0 | 0 | 0 | 0 | 0 | 0 | 0 |
| Manslaughter by Negligence | M | 0 | 0 | 0 | 0 | 0 | 0 | 0 | 0 | 0 | 0 | 0 | 0 |
| | F | 0 | 0 | 0 | 0 | 0 | 0 | 0 | 0 | 0 | 0 | 0 | 0 |
| Forcible Rape | M | 0 | 0 | 0 | 0 | 0 | 0 | 0 | 0 | 0 | 1 | 0 | 0 |
| | F | 0 | 0 | 0 | 0 | 0 | 0 | 0 | 0 | 0 | 0 | 0 | 0 |
| Robbery | M | 0 | 0 | 0 | 0 | 0 | 0 | 0 | 0 | 0 | 0 | 0 | 0 |
| | F | 0 | 0 | 0 | 0 | 0 | 0 | 0 | 0 | 0 | 0 | 0 | 0 |
| Aggravated Assault | M | 0 | 0 | 0 | 0 | 0 | 0 | 0 | 0 | 0 | 0 | 2 | 0 |
| | F | 0 | 0 | 0 | 0 | 0 | 0 | 0 | 0 | 0 | 0 | 0 | 0 |
| Other Assaults | M | 0 | 2 | 0 | 0 | 2 | 0 | 4 | 1 | 1 | 3 | 2 | |
| | F | 0 | 0 | 0 | 0 | 1 | 1 | 2 | 0 | 0 | 0 | 0 | |
| Burglary | M | 0 | 0 | 0 | 1 | 0 | 1 | 2 | 0 | 1 | 1 | 0 | |
| | F | 0 | 0 | 0 | 0 | 0 | 0 | 0 | 0 | 0 | 0 | 0 | |
| Larceny--Theft | M | 1 | 0 | 5 | 1 | 0 | 0 | 7 | 0 | 0 | 0 | 1 | |
| | F | 0 | 2 | 2 | 0 | 0 | 1 | 5 | 0 | 0 | 0 | 0 | |
| Motor Vehicle Theft | M | 0 | 0 | 0 | 1 | 2 | 0 | 3 | 0 | 0 | 0 | 0 | |
| | F | 0 | 0 | 0 | 0 | 0 | 0 | 0 | 0 | 0 | 0 | 0 | |
| Arson | M | 0 | 0 | 4 | 0 | 0 | 0 | 4 | 0 | 0 | 0 | 0 | |
| | F | 0 | 0 | 0 | 0 | 0 | 0 | 0 | 0 | 0 | 0 | 0 | |
| Forgery & Counterfeiting | M | 0 | 0 | 0 | 0 | 0 | 0 | 0 | 0 | 0 | 0 | 0 | |
| | F | 0 | 0 | 0 | 0 | 0 | 0 | 0 | 0 | 0 | 0 | 0 | |
| Fraud | M | 0 | 0 | 0 | 0 | 0 | 0 | 0 | 1 | 0 | 0 | 0 | |
| | F | 0 | 0 | 0 | 0 | 0 | 0 | 0 | 0 | 0 | 0 | 0 | |
| Embezzlement | M | 0 | 0 | 0 | 0 | 0 | 0 | 0 | 0 | 0 | 0 | 0 | |
| | F | 0 | 0 | 0 | 0 | 0 | 0 | 0 | 0 | 0 | 0 | 0 | |
| Stolen Property-Buy, Possess, Recei | M | 0 | 0 | 0 | 0 | 0 | 0 | 0 | 0 | 0 | 0 | 0 | |
| | F | 0 | 0 | 0 | 0 | 0 | 0 | 0 | 0 | 0 | 0 | 0 | |
| Vandalism | M | 0 | 0 | 0 | 0 | 0 | 0 | 0 | 0 | 0 | 0 | 0 | |
| | F | 0 | 0 | 0 | 0 | 1 | 0 | 1 | 1 | 0 | 0 | 0 | |
| Weapons-carrying, possession, etc... | M | 0 | 0 | 0 | 0 | 0 | 0 | 0 | 1 | 0 | 0 | 0 | |
| | F | 0 | 0 | 0 | 0 | 0 | 0 | 0 | 0 | 0 | 0 | 0 | |
| Prostitution & Commercialized Vice | M | 0 | 0 | 0 | 0 | 0 | 0 | 0 | 0 | 0 | 0 | 0 | |
| | F | 0 | 0 | 0 | 0 | 0 | 0 | 0 | 0 | 0 | 0 | 0 | |
| Other Sex Offenses | M | 0 | 0 | 0 | 0 | 0 | 0 | 0 | 1 | 0 | 0 | 0 | |
| | F | 0 | 0 | 0 | 0 | 0 | 0 | 0 | 0 | 0 | 0 | 0 | |
| Drug Abuse Violations | M | 0 | 0 | 0 | 1 | 2 | 0 | 3 | 0 | 1 | 2 | 0 | |
| | F | 0 | 0 | 0 | 0 | 0 | 0 | 0 | 0 | 0 | 0 | 0 | |
| Gambling | M | 0 | 0 | 0 | 0 | 0 | 0 | 0 | 0 | 0 | 0 | 0 | |
| | F | 0 | 0 | 0 | 0 | 0 | 0 | 0 | 0 | 0 | 0 | 0 | |
| Offenses Against Family & Children | M | 0 | 0 | 0 | 0 | 0 | 0 | 0 | 0 | 0 | 0 | 0 | |
| | F | 0 | 0 | 0 | 0 | 0 | 0 | 0 | 0 | 0 | 0 | 0 | |
| Driving Under the Influence | M | 0 | 0 | 0 | 0 | 0 | 1 | 1 | 0 | 0 | 3 | 1 | |
| | F | 0 | 0 | 0 | 0 | 0 | 0 | 0 | 0 | 1 | 0 | 1 | |
| Liquor Laws | M | 0 | 0 | 1 | 1 | 0 | 0 | 2 | 1 | 2 | 1 | 0 | |
| | F | 0 | 0 | 0 | 1 | 0 | 0 | 1 | 0 | 1 | 0 | 0 | |
| Drunkenness | M | 0 | 0 | 2 | 1 | 2 | 0 | 5 | 0 | 0 | 0 | 0 | |
| | F | 0 | 0 | 1 | 0 | 0 | 1 | 2 | 0 | 0 | 0 | 0 | |
| Disorderly Conduct | M | 0 | 0 | 2 | 2 | 2 | 0 | 6 | 1 | 1 | 0 | 1 | |
| | F | 0 | 0 | 0 | 5 | 2 | 1 | 8 | 0 | 2 | 0 | 0 | |
| Vagrancy | M | 0 | 0 | 0 | 0 | 0 | 0 | 0 | 0 | 0 | 0 | 0 | |
| | F | 0 | 0 | 0 | 0 | 0 | 0 | 0 | 0 | 0 | 0 | 0 | |
| All Other Offenses (except Traffic) | M | 0 | 0 | 0 | 0 | 3 | 1 | 4 | 5 | 3 | 3 | 4 | |
| | F | 0 | 0 | 0 | 0 | 1 | 0 | 1 | 1 | 0 | 2 | 1 | |
| Suspicion | M | 0 | 0 | 0 | 1 | 0 | 0 | 1 | 0 | 0 | 0 | 0 | |
| | F | 0 | 0 | 0 | 0 | 0 | 0 | 0 | 0 | 0 | 0 | 0 | |
| Curfew and Loitering Law Violations | M | 0 | 0 | 2 | 1 | 1 | 3 | 7 | 0 | 0 | 0 | 0 | |
| | F | 0 | 0 | 0 | 0 | 1 | 0 | 1 | 0 | 0 | 0 | 0 | |
| Runaway | M | 0 | 0 | 4 | 3 | 1 | 0 | 8 | 0 | 0 | 0 | 0 | |
| | F | 0 | 0 | 2 | 2 | 5 | 5 | 14 | 0 | 0 | 0 | 0 | |
| GRAND TOTAL | | | 1 | 4 | 25 | 21 | 26 | 15 | 92 | 13 | 14 | 17 | 12 |

*The criminal statistics within this publication are only those criminal statistics reported to the Uniform Crime Reporting Program by the participating law enforcement agencies.

Yerington PD Arrests By Offenses and Age

| OFFENSE | SEX | 9 & | | | | | | | | | | | |
|--------------------------------------|-----|----------|----------|----------|----------|----------|----------|-----------|----------|----------|----------|----------|----------|
| | | Under | 10 -12 | 13-14 | 15 | 16 | 17 | Total <18 | 18 | 19 | 20 | 21 | |
| Murder | M | 0 | 0 | 0 | 0 | 0 | 0 | 0 | 0 | 0 | 0 | 0 | 0 |
| | F | 0 | 0 | 0 | 0 | 0 | 0 | 0 | 0 | 0 | 0 | 0 | 0 |
| Manslaughter by Negligence | M | 0 | 0 | 0 | 0 | 0 | 0 | 0 | 0 | 0 | 0 | 0 | 0 |
| | F | 0 | 0 | 0 | 0 | 0 | 0 | 0 | 0 | 0 | 0 | 0 | 0 |
| Forcible Rape | M | 0 | 0 | 0 | 0 | 0 | 0 | 0 | 0 | 0 | 0 | 0 | 0 |
| | F | 0 | 0 | 0 | 0 | 0 | 0 | 0 | 0 | 0 | 0 | 0 | 0 |
| Robbery | M | 0 | 0 | 0 | 0 | 0 | 0 | 0 | 0 | 0 | 0 | 0 | 0 |
| | F | 0 | 0 | 0 | 0 | 0 | 0 | 0 | 0 | 0 | 0 | 0 | 0 |
| Aggravated Assault | M | 0 | 0 | 0 | 0 | 0 | 0 | 0 | 0 | 0 | 0 | 0 | 0 |
| | F | 0 | 0 | 0 | 0 | 0 | 0 | 0 | 0 | 0 | 0 | 0 | 0 |
| Other Assaults | M | 0 | 0 | 0 | 0 | 0 | 0 | 0 | 0 | 0 | 0 | 0 | 0 |
| | F | 0 | 0 | 0 | 0 | 0 | 0 | 0 | 0 | 0 | 0 | 0 | 0 |
| Burglary | M | 0 | 0 | 0 | 0 | 0 | 0 | 0 | 0 | 0 | 0 | 0 | 0 |
| | F | 0 | 0 | 0 | 0 | 0 | 0 | 0 | 0 | 0 | 0 | 0 | 0 |
| Larceny--Theft | M | 0 | 0 | 0 | 0 | 0 | 0 | 0 | 0 | 0 | 0 | 0 | 0 |
| | F | 0 | 0 | 0 | 0 | 0 | 0 | 0 | 0 | 0 | 0 | 0 | 0 |
| Motor Vehicle Theft | M | 0 | 0 | 0 | 0 | 0 | 0 | 0 | 0 | 0 | 0 | 0 | 0 |
| | F | 0 | 0 | 0 | 0 | 0 | 0 | 0 | 0 | 0 | 0 | 0 | 0 |
| Arson | M | 0 | 0 | 0 | 0 | 0 | 0 | 0 | 0 | 0 | 0 | 0 | 0 |
| | F | 0 | 0 | 0 | 0 | 0 | 0 | 0 | 0 | 0 | 0 | 0 | 0 |
| Forgery & Counterfeiting | M | 0 | 0 | 0 | 0 | 0 | 0 | 0 | 0 | 0 | 0 | 0 | 0 |
| | F | 0 | 0 | 0 | 0 | 0 | 0 | 0 | 0 | 0 | 0 | 0 | 0 |
| Fraud | M | 0 | 0 | 0 | 0 | 0 | 0 | 0 | 0 | 0 | 0 | 0 | 0 |
| | F | 0 | 0 | 0 | 0 | 0 | 0 | 0 | 0 | 0 | 0 | 0 | 0 |
| Embezzlement | M | 0 | 0 | 0 | 0 | 0 | 0 | 0 | 0 | 0 | 0 | 0 | 0 |
| | F | 0 | 0 | 0 | 0 | 0 | 0 | 0 | 0 | 0 | 0 | 0 | 0 |
| Stolen Property-Buy, Possess, Recei | M | 0 | 0 | 0 | 0 | 0 | 0 | 0 | 0 | 0 | 0 | 0 | 0 |
| | F | 0 | 0 | 0 | 0 | 0 | 0 | 0 | 0 | 0 | 0 | 0 | 0 |
| Vandalism | M | 0 | 0 | 0 | 0 | 0 | 0 | 0 | 0 | 0 | 0 | 0 | 0 |
| | F | 0 | 0 | 0 | 0 | 0 | 0 | 0 | 0 | 0 | 0 | 0 | 0 |
| Weapons-carrying, possession, etc... | M | 0 | 0 | 0 | 0 | 0 | 0 | 0 | 0 | 0 | 0 | 0 | 0 |
| | F | 0 | 0 | 0 | 0 | 0 | 0 | 0 | 0 | 0 | 0 | 0 | 0 |
| Prostitution & Commercialized Vice | M | 0 | 0 | 0 | 0 | 0 | 0 | 0 | 0 | 0 | 0 | 0 | 0 |
| | F | 0 | 0 | 0 | 0 | 0 | 0 | 0 | 0 | 0 | 0 | 0 | 0 |
| Other Sex Offenses | M | 0 | 0 | 0 | 0 | 0 | 0 | 0 | 0 | 0 | 0 | 0 | 0 |
| | F | 0 | 0 | 0 | 0 | 0 | 0 | 0 | 0 | 0 | 0 | 0 | 0 |
| Drug Abuse Violations | M | 0 | 0 | 0 | 0 | 0 | 0 | 0 | 0 | 0 | 1 | 0 | 0 |
| | F | 0 | 0 | 0 | 0 | 0 | 0 | 0 | 0 | 0 | 0 | 0 | 0 |
| Gambling | M | 0 | 0 | 0 | 0 | 0 | 0 | 0 | 0 | 0 | 0 | 0 | 0 |
| | F | 0 | 0 | 0 | 0 | 0 | 0 | 0 | 0 | 0 | 0 | 0 | 0 |
| Offenses Against Family & Children | M | 0 | 0 | 0 | 0 | 0 | 0 | 0 | 0 | 0 | 0 | 0 | 0 |
| | F | 0 | 0 | 0 | 0 | 0 | 0 | 0 | 0 | 0 | 0 | 0 | 0 |
| Driving Under the Influence | M | 0 | 0 | 0 | 0 | 0 | 0 | 0 | 0 | 0 | 0 | 0 | 0 |
| | F | 0 | 0 | 0 | 0 | 0 | 0 | 0 | 0 | 0 | 0 | 0 | 0 |
| Liquor Laws | M | 0 | 0 | 0 | 0 | 0 | 0 | 0 | 0 | 0 | 0 | 0 | 0 |
| | F | 0 | 0 | 0 | 0 | 0 | 0 | 0 | 0 | 0 | 0 | 0 | 0 |
| Drunkenness | M | 0 | 0 | 0 | 0 | 0 | 0 | 0 | 0 | 0 | 0 | 0 | 0 |
| | F | 0 | 0 | 0 | 0 | 0 | 0 | 0 | 0 | 0 | 0 | 0 | 0 |
| Disorderly Conduct | M | 0 | 0 | 0 | 0 | 0 | 0 | 0 | 0 | 0 | 0 | 0 | 0 |
| | F | 0 | 0 | 0 | 0 | 0 | 0 | 0 | 0 | 0 | 0 | 0 | 0 |
| Vagrancy | M | 0 | 0 | 0 | 0 | 0 | 0 | 0 | 0 | 0 | 0 | 0 | 0 |
| | F | 0 | 0 | 0 | 0 | 0 | 0 | 0 | 0 | 0 | 0 | 0 | 0 |
| All Other Offenses (except Traffic) | M | 0 | 0 | 0 | 0 | 0 | 0 | 0 | 0 | 2 | 0 | 1 | 0 |
| | F | 0 | 0 | 0 | 0 | 0 | 0 | 0 | 0 | 0 | 0 | 0 | 0 |
| Suspicion | M | 0 | 0 | 0 | 0 | 0 | 0 | 0 | 0 | 0 | 0 | 0 | 0 |
| | F | 0 | 0 | 0 | 0 | 0 | 0 | 0 | 0 | 0 | 0 | 0 | 0 |
| Curfew and Loitering Law Violations | M | 0 | 0 | 0 | 0 | 0 | 0 | 0 | 0 | 0 | 0 | 0 | 0 |
| | F | 0 | 0 | 0 | 0 | 0 | 0 | 0 | 0 | 0 | 0 | 0 | 0 |
| Runaway | M | 0 | 0 | 0 | 0 | 0 | 0 | 0 | 0 | 0 | 0 | 0 | 0 |
| | F | 0 | 0 | 0 | 0 | 0 | 0 | 0 | 0 | 0 | 0 | 0 | 0 |
| GRAND TOTAL | | 0 | 0 | 0 | 0 | 0 | 0 | 0 | 0 | 2 | 1 | 1 | 0 |

*The criminal statistics within this publication are only those criminal statistics reported to the Uniform Crime Reporting Program by the participating law enforcement agencies.

Hate Crimes



Korean War Memorial located at Riverview Park, Carson City, Nevada. Dedicated to the memory of the brave defenders of the Nevada Cities (the last major action of the Korean War where four major hills were designated by US Forces as Carson, Reno, Vegas, and Elko) and all veterans of the Korean conflict.



Hate Crimes

2006

--It shall be unlawful for any person, maliciously and with specific intent to intimidate, harass, cause physical injury, or damage real or personal property of another person because of that person's race, color, religion, ancestry, or national origin.--

In April, 1990, a federal mandate to collect and report hate/bias crimes was passed by Congress.

Unlike other Uniform Crime Reporting data, which account for actual reported numbers of definite offenses, hate crime reporting requires rather subjective opinions regarding sensitive issues. This requires various law enforcement administrators to develop and utilize viable and appropriate responsive policies.

Accurate data collection for hate crime requires proper training of enforcement personnel in incident recognition as well as cooperation and desire of enforcement communities to report these offenses without influence of special interest groups, media and politics.

Criteria for recognizing and reporting hate crimes have been prepared and distributed to all law enforcement agencies in Nevada. Enforcement personnel training is periodically offered by the Nevada UCR Program and the Federal Bureau of Investigation.

Information reported in this category includes the offense in relation to the bias incident, motivation (anti-race, anti-religion, anti-sexual orientation, anti-ethnicity, etc.) and identification of victims' and offenders' sex, race and ethnicity.

Nevada enforcement agencies reported 122 hate/bias incidents in 2006. There were 79 reported in 2005 and 76 in 2004.

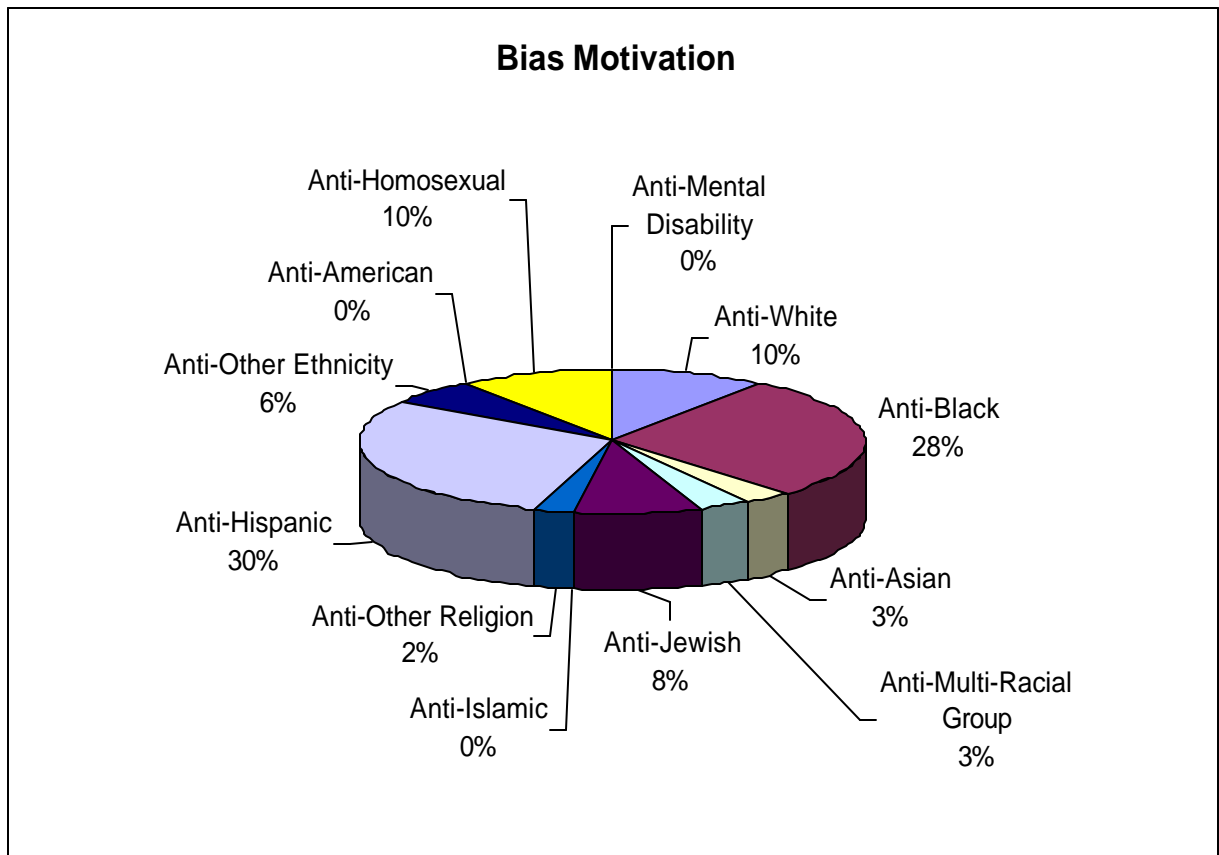
Reported Hate Crimes

| MONTH | AGENCY | OFFENSE | LOCATION | MOTIVATION (ANTI) | VICTIM/ NUMBER | OFFENDER/ NUMBER |
|-------|------------------------|--------------------|----------------------------|-----------------------|----------------------------|------------------|
| Jan | Las Vegas Metro | Robbery | Highway/Road | Anti-Hispanic | Individual-1 | Multi-Racial-03 |
| | Las Vegas Metro | Destruction/Damage | Specialty Store | Anti-Hispanic | Business-1 | Unknown-00 |
| | Las Vegas Metro | Destruction/Damage | Hospital | Anti-Black | Individual-1 | Unknown-00 |
| | Las Vegas Metro | Destruction/Damage | Other | Anti-Iraqi | Individual-2 Business-1 | Unknown-00 |
| | Washoe Co Sch District | Aggravated Assault | Highway/Road | Anti-Multi-Racial Grp | Individual-3 | Multi-Racial-04 |
| Feb | Las Vegas Metro | Destruction/Damage | Grocery/Supermarket | Anti-Jewish | Business-1 | Unknown-00 |
| | Las Vegas Metro | Aggravated Assault | School/College | Anti-Serbian | Individual-1 | Black-04 |
| | Las Vegas Metro | Intimidation | Residence/home | Anti-Armenian | Individual-1 | White-02 |
| | Las Vegas Metro | Intimidation | Residence/Home | Anti-Jewish | Individual-1 | Unknown-00 |
| | Las Vegas Metro | Simple Assault | Residence/Home | Anti-Black | Individual-1 | White-01 |
| | Las Vegas Metro | Simple Assault | Bus Stop | Anti-Black | Individual-1 | Multi-Racial-02 |
| | Las Vegas Metro | Aggravated Assault | Grocery/Supermarket | Anti-Black | Individual-1 | White-01 |
| | Las Vegas Metro | Destruction/Damage | Commercial.Office | Anti-Hispanic | Business-1 | Unknown-00 |
| Mar | West Wendover | Intimidation | School/College | Anti-White | Individual-3 | White/Hispanic-6 |
| | West Wendover | Simple Assault | Parking Lot | Anti-Hispanic | Individual -2 | White-1 |
| | Las Vegas Metro | Simple Assault | Highway/Road/Alley | Anti-Black | Individual-1 | White-1 |
| | Las Vegas Metro | Intimidation | Residence/Home | Anti-White | Individual-1 | Black-1 |
| | Las Vegas Metro | Destruction/Damage | Commerical/Office Building | Anti-Hispanic | Business-2 | Unknown-0 |
| | Las Vegas Metro | Destruction/Damage | Church | Anti- Other Religion | Religious Org-1 | Unknown-0 |
| | Las Vegas Metro | Simple Assault | Residence/Home | Anti-Hispanic | Individual-1 | Unknown-0 |
| | Las Vegas Metro | Destruction/Damage | Specialty Store | Anti-Hispanic | Business-1 | Unknown-0 |
| | Las Vegas Metro | Simple Assault | School/College | Anti-Black | Individual-1 | White-1 |
| | Las Vegas Metro | Simple Assault | Hotel/Motel | Anti-Black | Individual-1 | White-2 |

| MONTH | AGENCY | OFFENSE | LOCATION | MOTIVATION (ANTI) | VICTIM/ NUMBER | OFFENDER/ NUMBER |
|-----------------|-----------------|-------------------------|------------------------|-------------------------|----------------|--------------------|
| Apr | Churchill Co | Intimidation | Residence/Home | Anti-Hispanic | Individual-3 | White-1 |
| | Las Vegas Metro | Aggravated Assault | Commerical/ Office Bld | Anti-White | Individual-1 | Black-1 |
| | Las Vegas Metro | SimpleAssault | Hotel/Motel | Anti-White | Individual-1 | Black-1 |
| | Las Vegas Metro | Intimidation | Residence/Home | Anti-Hispanic | Individual-1 | Multi-Racial-03 |
| | Las Vegas Metro | Agravated Assault | Bar/Nightclub | Anti-Homosexual | Individual-2 | White-2 Black-1 |
| | Las Vegas Metro | Destruction/Damage/Vand | Residence/Home | Anti Jewish | Individual-1 | Unknown-1 |
| | Las Vegas Metro | Destruction/Damage/Vand | Residence/Home | Anti-Homosexual | Individual-1 | Unknown-1 |
| | Las Vegas Metro | Destruction/Damage/Vand | Other | Anti-Hispanic | Government-1 | Unknown-1 |
| | Las Vegas Metro | Intimidation | Highway/Road/Alley/St | Anti-Hispanic | Individual-2 | White-1 Hispanic-1 |
| | Las Vegas Metro | SimpleAssault | Residence/Home | Anti-Hispanic | Individual-1 | White-1 Black-1 |
| | Las Vegas Metro | ntimidation | Residence/Home | Anti-Black | Individual-2 | Unknown |
| | Las Vegas Metro | SimpleAssault | Residence/Home | Anti-Hispanic | Individual-1 | White-1 |
| | Las Vegas Metro | Intimidation | Hotel/Motel | Anti-Black | Individual-2 | White-1 |
| | Las Vegas Metro | Intimidation | Residence/Home | Anti-Hispanic | Individual-1 | Unknown |
| | Las Vegas Metro | SimpleAssault | Restaurant | Anti-Homosexual | Individual-1 | Unknown |
| | Las Vegas Metro | SimpleAssault | Residence/Home | Anti-Hispanic | Individual-1 | White-1 Hispanic-1 |
| | West Wendover | SimpleAssault | Restaurant | Anti hispanic | Individual- 1 | White-1 |
| | Reno PD | Destruction/Damage/Vand | Residence/Home | Anti-Black | Individual-6 | Unknown |
| | Reno PD | Simple Assault | Restaurant | Anti-Hispanic | Individual-2 | White-1 |
| | May | North Las Vegas | Simple Assault | Air/Bus/Train Terminal | Anti-Black | Individual-1 |
| North Las Vegas | | Aggravated Assault | Parking Lot/Garage | Anti-Hispanic | Individual-1 | White-01 |
| Las Vegas Metro | | Simple Assault | Commercial | Anti-Hispanic | Individual-1 | White-01 |
| Las Vegas Metro | | Simple Assault | Drug Store | Anti-Asian/Pac Is | Individual-1 | Hispanic-01 |
| Las Vegas Metro | | Intimidation | Highway | Anti-Black | Individual-1 | Unknown-01 |
| Las Vegas Metro | | Aggravated Assault | Bar/Nightclub | Anti Hispanic | Individual-1 | White-01 |
| Las Vegas Metro | | Intimidation | Residence | Anti-Hispanic | Individual-1 | White-01 |
| Las Vegas Metro | | Aggravated Assault | Restaurant | Anti-Ethiopian | Individual-1 | Black-04 |
| Las Vegas Metro | | Simple Assault | Residence | Anti-Hispanic | Individual-1 | Black-02 |
| Las Vegas Metro | | Burglary/Intimidation | Residence | Anti-Asian | Individual-1 | Unknown-00 |
| Douglas Co | | Destruction/Damage | Residence | Anti-Black | Individual-2 | Unknown-00 |
| Jun | North Las Vegas | Simple Assault | 18-Parking Lot/Garage | Anti-White | Individual-1 | Black-1 |
| | Las Vegas Metro | Intimidation | 20-Residence/Home | Anti-White | Individual-1 | Black-1 |
| | Las Vegas Metro | Destruction/Damage/Vand | 20-Residence/Home | Anti-Hispanic | Individual-1 | White-1 |
| | Las Vegas Metro | Aggravated Assault | 18-Parking Lot/Garage | Anti-Black | Individual-1 | White-1 |
| Jul | Las Vegas Metro | Destruction/Damage | 05-Commercial/Office | Anti Hispanic | Business-1 | Unknown-00 |
| | Las Vegas Metro | Destruction/Damage | 05-Commercial/Office | Anti-Hispanic | Business-1 | Unknown-00 |
| | Las Vegas Metro | Intimidation | 20-Residence/Home | Anti-Black | Individual 1,2 | White-01 |
| | Las Vegas Metro | Destruction/Damage | 20-Residence/Home | Anti Etnic/National Org | Individual-1 | Unknown-00 |
| | Las Vegas Metro | Simple Assault | 13-Hwy/Road/Alley/Str | Anti White | Individual-1 | Multi-Racial-02 |
| | Las Vegas Metro | Simple Assault | 20-Residence/Home | Anti Black | Individual-1 | White-01 |
| | Las Vegas Metro | Aggravated Assault | 05-Commercial/Office | Anti Black | Individual-1 | White-01 |
| | Las Vegas Metro | Destruction/Damage | 20-Residence/Home | Anti Lesbian | Individual-1 | White-01 |
| | Las Vegas Metro | Aggravated Assault | 03-Bar/Night Club | Anti Homosexual | Individual-1 | White-01 |
| | Las Vegas Metro | Destruction/Damage | 21-Restraunt | Anti Hispanic | Business-1 | Unknown-00 |
| | TMCC PD | Destruction/Damage | 22-School/College | Anti Black | individual-1 | Unknown-00 |
| Pershing Co | Simple Assault | 20-Residence/Home | Anti-Multi- Racial | Individual-1 | White-02 | |

| MONTH | AGENCY | OFFENSE | LOCATION | MOTIVATION (ANTI) | VICTIM/ NUMBER | OFFENDER/ NUMBER |
|-----------------|------------------------|--------------------|---------------------|-----------------------|--------------------|--------------------|
| Aug | Clark Co Sch District | Aggravated Assault | Bar/Night Club | Anti-White | Individual-2 | Black - 1 |
| | Las Vegas Metro | Intimidation | Construction Site | Anti-Jewish | Individual-1 | White-1 |
| | Las Vegas Metro | Aggravated Assault | Highway/Road | Anti-Black | Individual-1 | White-2 |
| | Las Vegas Metro | Intimidation | Residence/Home | Anti-Asian/Pac Islan | Individual-1 | Unknown-0 |
| | Las Vegas Metro | Aggravated Assault | Convenience Store | Anti-Asian/Pac Islan | Individual-1 | Black - 1 |
| | Las Vegas Metro | Destruction/Damage | Parking Lot | Anti-Hispanic | Individual-1 | Unknown-0 |
| | Las Vegas Metro | Destruction/Damage | Residence/Home | Anti-Lesbian | Individual-1 | Unknown-0 |
| | Las Vegas Metro | Destruction/Damage | Residence/Home | Anti-Hispanic | Indiv-1/Business-1 | Unknown-0 |
| Sep | Washoe Co Sheriff | Destruction/Damage | Residence/Home | Anti-Hispanic | Individual-1 | White-1 |
| | Las Vegas Metro | Simple Assault | Construction Site | Anti-Black | Individual-1 | White-1 |
| | Las Vegas Metro | Simple Assault | Bar/Night Club | Anti-Male Homosexual | Individual-1 | White/Hispanic-2 |
| | Las Vegas Metro | Simple Assault | Air/Bus/train Term | Anti-White | Individual-1 | Black-1 |
| | Las Vegas Metro | Simple Assault | Bar/Night Club | Anti-Black | Individual-1 | White-2 |
| | Las Vegas Metro | Intimidation | Residence/Home | Anti-Jewish | Individual-1 | White-1 |
| | Las Vegas Metro | Aggravated Assault | Highway/Road | Anti-Black | Individual-1 | White-2/Hispanic-1 |
| | Las Vegas Metro | Robbery | Highway/Road | Anti-Hispanic | Individual-1 | White-1 |
| | Las Vegas Metro | Aggravated Assault | Residence/Home | Anti-Black | Individual-1 | White-2 |
| | Las Vegas Metro | Simple Assault | Hotel/Motel | Anti-Hispanic | Individual-1 | White-1 |
| | Las Vegas Metro | Aggravated Assault | Highway/Road | Anti-White | Individual-1 | Black-2 |
| | Las Vegas Metro | Simple Assault | Residence/Home | Anti-Black | Individual-1 | White-2 |
| | Las Vegas Metro | Intimidation | Residence/Home | Anti-Black | Individual-1 | White-2 |
| | Las Vegas Metro | Simple Assault | Other | Anti-Male Homosexual | Individual-1 | White-1 |
| Oct | Las Vegas Metro | Destruction/Damage | Home/Residence | Anti-Black | Individual-1 | Unknown-00 |
| | Las Vegas Metro | Aggravated Assault | Highway/Alley | Anti-Hispanic | Individual-1 | Black-01 |
| | Las Vegas Metro | Intimidation | Restraurant | Anti-Black | Individual-1 | White-01 |
| | Las Vegas Metro | Intimidation | Other/Cell Phone | Anti-Homosexual | Individual-1 | White-04 |
| | Las Vegas Metro | Destruction/Damage | Church/Synagogue | Anti-Catholic | Business-1 | White-03 |
| | Las Vegas Metro | Intimidation | Residence/Home | Anti-Black | Individual-2 | White-01 |
| | Las Vegas Metro | Simple Assault | Commercial building | Anti-Black | Individual-1 | White-01 |
| | Las Vegas Metro | Simple Assault | Highway/Alley | Anti-Homosexual | Individual-1 | White-01 |
| | Las Vegas Metro | Intimidation | Residence/Home | Anti-Black | Individual-1 | White-04 |
| | Las Vegas Metro | Simple Assault | Highway/Alley | Anti-Hispanic | Individual-1 | White-03 |
| | Las Vegas Metro | Destruction/Damage | Residence/Home | Anti-Black | Individual-1 | Unknown-00 |
| | Las Vegas Metro | Simple Assault | Highway/Alley | Anti-Hispanic | Individual-1 | Black-08 |
| Nov | Las Vegas Metro | Destruction/Damage | Residence/Home | Anti-Other Religion | Individual-1 | Unknown-00 |
| | Las Vegas Metro | Simple Assault | Residence/Home | Anti-Hispanic | Individual-1 | White-01 |
| | Las Vegas Metro | Aggravated Assault | Highway/Road | Anti-Other Ethnicity | Individual-1 | White-04 |
| | Las Vegas Metro | Destruction/Damage | Residence/Home | Anti-Male Homosexual | Individual-3 | Unknown-00 |
| | Las Vegas Metro | Robbery | Grocery/Supermarket | Anti-White | Individual-6 | Hispanic-02 |
| | Las Vegas Metro | Larceny/Theft | Residence/Home | Anti-Pakistani | Individual-1 | Unknown-00 |
| | Las Vegas Metro | Simple Assault | Residence/Home | Anti-Hispanic | Individual-1 | Black-3 |
| | Las Vegas Metro | Destruction/Damage | Residence/Home | Anti-Jewish | Individual-1 | Unknown-00 |
| | Las Vegas Metro | Destruction/Damage | Residence/Home | Anti-Jewish | Individual-1 | Unknown-00 |
| | Las Vegas Metro | Intimidation | Bar/Nightclub | Anti-Black | Individual-1 | White-1 |
| | Las Vegas Metro | Destruction/Damage | School/College | Anti-Black | Business-1 | Unknown-00 |
| | Las Vegas Metro | Intimidation | Other/text messages | Anti-Male Homosexual | Individual-1 | Unknown-01 |
| | Washoe Co Scl District | Destruction/Damage | School/College | Anti-Multi-Racial | Other-1 | Unknown-00 |
| | Dec | Las Vegas Metro | Destruction/Damage | Residence/Home | Anti-Jewish | Individual-01 |
| Las Vegas Metro | | Destruction/Damage | Residence/Home | Anti-Multi-Racial Grp | Individual-02 | White-02 |
| Las Vegas Metro | | Aggravated Assault | Highway/Road | Anti-White | Individual-01 | Black-02 |
| Las Vegas Metro | | Destruction/Damage | Residence/Home | Anti-Black | Individual-01 | Unknown-00 |
| Las Vegas Metro | | Intimidation | Church/Synagoge | Anti-Jewish | Religious Org-01 | Unknown-00 |
| Las Vegas Metro | | Destruction/Damage | Residence/Home | Anti-Jewish | Individual-01 | Unknown-00 |

| Bias Motivation | |
|-------------------------|------------|
| Anti-White | 12 |
| Anti-Black | 34 |
| Anti-Asian | 4 |
| Anti-Multi-Racial Group | 4 |
| Anti-Jewish | 10 |
| Anti-Islamic | 0 |
| Anti-Other Religion | 3 |
| Anti-Hispanic | 36 |
| Anti-Other Ethnicity | 7 |
| Anti-American | 0 |
| Anti-Homosexual | 12 |
| Anti-Mental Disability | 0 |
| | 122 |



Drug and Liquor Violations



Kit Carson Statue located on the Capitol Mall, Carson City, Nevada. Carson City takes its name from the Carson River which John C. Fremont named in honor of Kit Carson. Erected June 10, 1989.



County and Municipal Drug and Liquor Arrests by Age - 2006

| Age | Sales & Manufacturing | Possession | Total | DUI | Liquor Laws | Total | Total Drug & Liquor Arrests |
|-------------------------------|-----------------------|---------------|---------------|---------------|--------------|---------------|-----------------------------|
| Under 10 | 0 | 2 | 2 | 2 | 5 | 7 | 9 |
| 10-12 | 5 | 38 | 43 | 0 | 10 | 10 | 53 |
| 13-14 | 78 | 245 | 323 | 1 | 189 | 190 | 513 |
| 15 | 51 | 234 | 285 | 3 | 292 | 295 | 580 |
| 16 | 62 | 299 | 361 | 23 | 476 | 499 | 860 |
| 17 | 68 | 372 | 440 | 61 | 741 | 802 | 1,242 |
| Total Juvenile Arrests | 264 | 1,190 | 1,454 | 90 | 1,713 | 1,803 | 3,257 |
| 18 | 123 | 462 | 585 | 187 | 716 | 903 | 1,488 |
| 19 | 127 | 555 | 682 | 275 | 713 | 988 | 1,670 |
| 20 | 125 | 521 | 646 | 300 | 623 | 923 | 1,569 |
| 21-29 | 1,032 | 3,564 | 4,596 | 3,751 | 1,214 | 4,965 | 9,561 |
| 30-39 | 688 | 2,344 | 3,032 | 2,709 | 982 | 3,691 | 6,723 |
| 40-49 | 423 | 1,794 | 2,217 | 2,242 | 1,513 | 3,755 | 5,972 |
| 50-59 | 105 | 499 | 604 | 1,137 | 791 | 1,928 | 2,532 |
| 60 & Over | 25 | 50 | 75 | 399 | 226 | 625 | 700 |
| Total Adult Arrests | 2,648 | 9,789 | 12,437 | 11,000 | 6,778 | 17,778 | 30,215 |
| Grand Total | 2,912 | 10,979 | 13,891 | 11,090 | 8,491 | 19,581 | 33,472 |

Nevada Department of Public Safety/Investigation Division Arrests for Drug Violations, 2006

| | | | | | | | | Total | | | | | | | | | Total | Total All |
|---|---|----------|----------|----------|----------|----------|----------|----------|-----------|-----------|-----------|------------|-----------|-----------|-----------|----------|------------|------------|
| | | <10 | 10-12 | 13-14 | 15 | 16 | 17 | <18 | 18 | 19 | 20 | 21-29 | 30-39 | 40-49 | 50-59 | 60+ | >18 | Ages |
| Sales/Manufacturing Violations | | | | | | | | | | | | | | | | | | |
| Opium or cocaine and their derivatives (morphine, heroin, codeine) | M | 0 | 0 | 0 | 0 | 0 | 0 | 0 | 1 | 0 | 0 | 3 | 8 | 1 | 2 | 0 | 15 | 15 |
| | F | 0 | 0 | 0 | 0 | 0 | 0 | 0 | 1 | 0 | 0 | 3 | 1 | 0 | 0 | 0 | 5 | 5 |
| Marijuana | M | 0 | 0 | 0 | 0 | 0 | 0 | 0 | 0 | 1 | 1 | 10 | 3 | 2 | 5 | 0 | 22 | 22 |
| | F | 0 | 0 | 0 | 0 | 0 | 0 | 0 | 0 | 0 | 1 | 3 | 1 | 2 | 0 | 0 | 7 | 7 |
| Synthetic narcotics - Manufactured narcotics that can cause true drug addiction (Demerol, meth) | M | 0 | 0 | 0 | 0 | 0 | 0 | 0 | 0 | 1 | 1 | 2 | 4 | 2 | 2 | 0 | 12 | 12 |
| | F | 0 | 0 | 0 | 0 | 0 | 0 | 0 | 0 | 0 | 0 | 0 | 0 | 1 | 0 | 0 | 1 | 1 |
| Other dangerous, non-narcotic drugs (barbiturates, Benzedrine) | M | 0 | 0 | 0 | 0 | 0 | 0 | 0 | 3 | 6 | 5 | 48 | 22 | 11 | 5 | 0 | 100 | 100 |
| | F | 0 | 0 | 0 | 0 | 1 | 0 | 1 | 0 | 1 | 0 | 16 | 12 | 3 | 1 | 0 | 33 | 34 |
| Total Sales & Manufacturing | | 0 | 0 | 0 | 0 | 1 | 0 | 1 | 5 | 9 | 8 | 85 | 51 | 22 | 15 | 0 | 195 | 196 |
| Possession Violations | | | | | | | | | | | | | | | | | 0 | |
| Opium or cocaine and their derivatives (morphine, heroin, codeine) | M | 0 | 0 | 0 | 0 | 0 | 0 | 0 | 0 | 0 | 1 | 0 | 4 | 2 | 2 | 0 | 9 | 9 |
| | F | 0 | 0 | 0 | 0 | 0 | 0 | 0 | 0 | 0 | 0 | 0 | 0 | 1 | 0 | 0 | 1 | 1 |
| Marijuana | M | 0 | 0 | 1 | 1 | 0 | 0 | 2 | 4 | 4 | 7 | 14 | 3 | 3 | 1 | 0 | 36 | 38 |
| | F | 0 | 0 | 1 | 0 | 0 | 1 | 2 | 1 | 0 | 1 | 5 | 1 | 1 | 0 | 0 | 9 | 11 |
| Synthetic narcotics - Manufactured narcotics that can cause true drug addiction (Demerol, meth) | M | 0 | 0 | 0 | 0 | 0 | 0 | 0 | 0 | 0 | 0 | 1 | 0 | 0 | 0 | 0 | 1 | 1 |
| | F | 0 | 0 | 0 | 0 | 0 | 0 | 0 | 0 | 0 | 0 | 1 | 2 | 0 | 0 | 0 | 3 | 3 |
| Other dangerous, non-narcotic drugs (barbiturates, Benzedrine) | M | 0 | 0 | 0 | 1 | 1 | 0 | 2 | 0 | 2 | 3 | 19 | 11 | 13 | 4 | 0 | 52 | 54 |
| | F | 0 | 0 | 0 | 0 | 0 | 0 | 0 | 5 | 1 | 0 | 13 | 13 | 11 | 2 | 1 | 46 | 46 |
| Total Possession | | 0 | 0 | 2 | 2 | 1 | 1 | 6 | 10 | 7 | 12 | 53 | 34 | 31 | 9 | 1 | 157 | 163 |
| Total | | 0 | 0 | 2 | 2 | 2 | 1 | 7 | 15 | 16 | 20 | 138 | 85 | 53 | 24 | 1 | 352 | 359 |

Stolen and Recovered Property Values



"A Man with a Vision" Abraham Van Santvoord Curry, the "Father" of Carson City, Capitol Mall, Carson City, Nevada. He owned the land that is now Carson City and donated the four acres the Capitol sits on. Donated in 1979 by the Nevada Association of Realtors.



STOLEN AND RECOVERED PROPERTY VALUES

2006

Supplementary reports relating to stolen and recovered property provide information on the estimated value of such property. Investigating officers have the obligation to assess the value of property stolen and recovered in each crime index offense. Officers are guided by the following instructions:

1. Use fair market value for items subject to depreciation
2. Use wholesale cost of goods stolen from retail establishments
3. Use victim's evaluation of non-depreciable items
4. Use cost of replacement to victims for new or almost new items

There was over \$270 million dollars worth of property reported stolen in Nevada during 2006. This value does not include the value of property damaged due to vandalism, malicious mischief or arson. Following are some pertinent facts regarding stolen property in Nevada in 2006:

- Property stolen totaled \$270,924,432
- Property recovered totaled \$75,790,756
- The rate of recovery was 28.0%
- The property type with the highest recovery percentage was motor vehicles at 66.3%
- The average rate of recovery for property stolen excluding motor vehicles was 4.2%
- Stolen property, excluding motor vehicles, was valued at \$167,158,957 with \$6,962,604 recovered

Breakdown by Type and Value of Property Stolen and Recovered

| Property Type | 2002 | | 2003 | | 2004 | | 2005 | | 2006 | |
|-------------------------------|---------------|--------------|---------------|--------------|---------------|--------------|---------------|--------------|---------------|--------------|
| | Stolen | Recovered | Stolen | Recovered | Stolen | Recovered | Stolen | Recovered | Stolen | Recovered |
| Currency, Notes, Etc... | \$17,029,244 | \$267,407 | \$19,558,267 | \$331,586 | \$20,039,671 | \$410,980 | \$17,623,890 | \$636,814 | \$23,821,840 | \$375,953 |
| Jewelry, Precious Metals | \$21,071,680 | \$265,508 | \$37,571,639 | \$802,034 | \$30,646,699 | \$446,457 | \$32,027,973 | \$916,274 | \$36,323,945 | \$743,181 |
| Clothing & Furs | \$3,695,333 | \$281,788 | \$6,138,731 | \$431,597 | \$6,645,020 | \$1,299,476 | \$3,898,758 | \$354,469 | \$5,357,122 | \$370,019 |
| Locally Stolen Motor Vehicles | \$101,641,004 | \$51,407,652 | \$108,949,504 | \$60,648,185 | \$98,440,231 | \$57,616,032 | \$107,173,437 | \$61,110,817 | \$103,765,475 | \$68,828,152 |
| Office Equipment | \$5,912,897 | \$128,044 | \$8,462,974 | \$258,625 | \$7,431,231 | \$155,790 | \$10,661,888 | \$222,073 | \$10,523,804 | \$219,959 |
| TVs, Radios, VCRs, Cameras | \$13,732,936 | \$311,624 | \$18,049,685 | \$381,342 | \$15,442,623 | \$331,262 | \$14,459,512 | \$355,020 | \$19,509,654 | \$370,945 |
| Firearms | \$1,221,959 | \$89,266 | \$1,435,125 | \$90,125 | \$1,399,755 | \$104,661 | \$1,466,799 | \$87,458 | \$1,747,597 | \$147,781 |
| Household Goods | \$2,766,646 | \$68,015 | \$4,013,942 | \$168,350 | \$3,608,568 | \$128,024 | \$3,628,800 | \$151,460 | \$4,820,525 | \$281,580 |
| Consumable Goods | \$2,010,281 | \$213,783 | \$3,462,831 | \$177,977 | \$1,643,440 | \$370,755 | \$1,002,543 | \$105,677 | \$1,028,201 | \$124,096 |
| Livestock | \$108,820 | \$8,650 | \$176,573 | \$7,732 | \$52,996 | \$13,871 | \$51,775 | \$5,303 | \$53,114 | \$60,195 |
| Miscellaneous | \$37,701,844 | \$1,580,190 | \$50,796,456 | \$3,266,012 | \$58,512,745 | \$11,356,352 | \$81,395,411 | \$5,006,441 | \$63,973,155 | \$4,268,894 |
| Total | \$206,892,643 | \$54,621,926 | \$258,615,728 | \$66,563,566 | \$243,862,979 | \$72,233,659 | \$273,390,786 | \$68,951,806 | \$270,924,432 | \$75,790,756 |

Stolen/Recovered Property Report - 2006

| Property Type | Boulder PD | Carlin PD | Carson SO | Churchill SO | Clark Co Schi Dist PD | Douglas SO | Elko PD | Elko SO | Esmeralda SO |
|------------------------------|------------|-----------|-------------|--------------|-----------------------------|-------------|-----------|-----------|--------------|
| Currency | | | | | | | | | |
| Stolen | \$125,733 | \$888 | \$120,896 | \$34,495 | \$30,785 | \$125,347 | \$86,068 | \$1,797 | \$0 |
| Recovered | \$397 | \$0 | \$1,045 | \$168 | \$122 | \$3,468 | \$20 | \$1 | \$0 |
| % Recovered | 0.3% | 0.0% | 0.9% | 0.5% | 0.4% | 2.8% | 0.0% | 0.1% | 0.0% |
| Jewelry | | | | | | | | | |
| Stolen | \$25,988 | \$0 | \$184,555 | \$24,582 | \$40,305 | \$274,465 | \$46,380 | \$31,707 | \$0 |
| Recovered | \$14,000 | \$0 | \$7,998 | \$2,820 | \$0 | \$43,292 | \$16 | \$632 | \$0 |
| % Recovered | 53.9% | 0.0% | 4.3% | 11.5% | 0.0% | 15.8% | 0.0% | 2.0% | 0.0% |
| Clothing | | | | | | | | | |
| Stolen | \$1,460 | \$80 | \$21,194 | \$1,265 | \$3,969 | \$16,350 | \$9,435 | \$279 | \$0 |
| Recovered | \$0 | \$0 | \$5,570 | \$190 | \$0 | \$1,348 | \$810 | \$65 | \$0 |
| % Recovered | 0.0% | 0.0% | 26.3% | 15.0% | 0.0% | 8.2% | 8.6% | 23.3% | 0.0% |
| Motor Vehicle | | | | | | | | | |
| Stolen | \$318,225 | \$11,875 | \$1,157,991 | \$165,734 | \$230,210 | \$682,665 | \$519,205 | \$206,900 | \$800 |
| Recovered | \$310,725 | \$10,250 | \$593,373 | \$121,235 | \$6,000 | \$444,150 | \$482,651 | \$156,900 | \$800 |
| % Recovered | 97.6% | 86.3% | 51.2% | 73.2% | 2.6% | 65.1% | 93.0% | 75.8% | 100.0% |
| Office Equipment | | | | | | | | | |
| Stolen | \$3,700 | \$0 | \$74,274 | \$6,250 | \$189,674 | \$11,930 | \$24,139 | \$1,200 | \$6,643 |
| Recovered | \$0 | \$0 | \$6,521 | \$0 | \$1,478 | \$4,654 | \$7,820 | \$1,200 | \$6,643 |
| % Recovered | 0.0% | 0.0% | 8.8% | 0.0% | 0.8% | 39.0% | 32.4% | 100.0% | 100.0% |
| TV, VCR, Camera, Etc. | | | | | | | | | |
| Stolen | \$2,580 | \$125 | \$125,865 | \$16,947 | \$579,812 | \$148,911 | \$33,093 | \$11,415 | \$0 |
| Recovered | \$470 | \$0 | \$2,653 | \$1,410 | \$5,199 | \$10,092 | \$4,600 | \$6,903 | \$0 |
| % Recovered | 18.2% | 0.0% | 2.1% | 8.3% | 0.9% | 6.8% | 13.9% | 60.5% | 0.0% |
| Firearm | | | | | | | | | |
| Stolen | \$3,225 | \$100 | \$38,576 | \$18,260 | \$578 | \$11,157 | \$2,946 | \$2,125 | \$0 |
| Recovered | \$600 | \$0 | \$780 | \$5,600 | \$0 | \$1,358 | \$350 | \$988 | \$0 |
| % Recovered | 18.6% | 0.0% | 2.0% | 30.7% | 0.0% | 12.2% | 11.9% | 46.5% | 0.0% |
| Household Goods | | | | | | | | | |
| Stolen | \$7,020 | \$500 | \$15,236 | \$18,765 | \$13,069 | \$17,454 | \$8,685 | \$12,657 | \$0 |
| Recovered | \$3,170 | \$0 | \$42 | \$105 | \$0 | \$255 | \$450 | \$1,808 | \$0 |
| % Recovered | 45.2% | 0.0% | 0.3% | 0.6% | 0.0% | 1.5% | 5.2% | 14.3% | 0.0% |
| Consumable Goods | | | | | | | | | |
| Stolen | \$3,174 | \$19 | \$1,492 | \$6,395 | \$441 | \$8,159 | \$8,505 | \$2,260 | \$769 |
| Recovered | \$153 | \$0 | \$1,058 | \$576 | \$0 | \$2,851 | \$2,503 | \$373 | \$0 |
| % Recovered | 4.8% | 0.0% | 70.9% | 9.0% | 0.0% | 34.9% | 29.4% | 16.5% | 0.0% |
| Livestock | | | | | | | | | |
| Stolen | \$0 | \$0 | \$196 | \$0 | \$0 | \$0 | \$0 | \$5,750 | \$0 |
| Recovered | \$0 | \$0 | \$0 | \$0 | \$0 | \$0 | \$0 | \$0 | \$0 |
| % Recovered | 0.0% | 0.0% | 0.0% | 0.0% | 0.0% | 0.0% | 0.0% | 0.0% | 0.0% |
| Misc. | | | | | | | | | |
| Stolen | \$315,945 | \$41,160 | \$1,025,576 | \$201,916 | \$544,779 | \$485,571 | \$168,161 | \$90,572 | \$900 |
| Recovered | \$24,948 | \$350 | \$516,488 | \$79,975 | \$3,045 | \$98,862 | \$69,830 | \$20,426 | \$800 |
| % Recovered | 7.9% | 0.9% | 50.4% | 39.6% | 0.6% | 20.4% | 41.5% | 22.6% | 88.9% |
| TOTALS | | | | | | | | | |
| Stolen | \$807,050 | \$54,747 | \$2,765,851 | \$494,609 | \$1,633,622 | \$1,782,009 | \$906,617 | \$366,662 | \$9,112 |
| Recovered | \$354,463 | \$10,600 | \$1,135,528 | \$212,079 | \$15,844 | \$610,330 | \$569,050 | \$189,296 | \$8,243 |
| % Recovered | 43.9% | 19.4% | 41.1% | 42.9% | 1.0% | 34.2% | 62.8% | 51.6% | 90.5% |

Stolen/Recovered Property Report - 2006

| Property Type | Eureka SO | Fallon PD | Henderson PD | Humboldt SO | Lander SO | LV Metro PD | Lincoln SO | Lovelock PD | Lyon SO |
|------------------------------|-----------|-----------|--------------|-------------|-----------|---------------|------------|-------------|-------------|
| Currency | | | | | | | | | |
| Stolen | \$814 | \$12,327 | \$1,072,852 | \$9,508 | \$32,518 | \$18,127,967 | \$2,143 | \$3,468 | \$72,236 |
| Recovered | \$0 | \$1,017 | \$42,402 | \$3,732 | \$78 | \$205,336 | \$52 | \$0 | \$1,191 |
| % Recovered | 0.0% | 8.3% | 4.0% | 39.3% | 0.2% | 1.1% | 2.4% | 0.0% | 1.6% |
| Jewelry | | | | | | | | | |
| Stolen | \$0 | \$6,025 | \$4,854,784 | \$9,635 | \$792 | \$23,928,227 | \$0 | \$0 | \$87,801 |
| Recovered | \$0 | \$800 | \$139,832 | \$400 | \$0 | \$221,436 | \$0 | \$0 | \$9,115 |
| % Recovered | 0.0% | 13.3% | 2.9% | 4.2% | 0.0% | 0.9% | 0.0% | 0.0% | 10.4% |
| Clothing | | | | | | | | | |
| Stolen | \$0 | \$889 | \$421,216 | \$0 | \$3,300 | \$4,137,856 | \$390 | \$0 | \$1,222 |
| Recovered | \$0 | \$475 | \$34,534 | \$0 | \$0 | \$271,363 | \$230 | \$0 | \$400 |
| % Recovered | 0.0% | 53.4% | 8.2% | 0.0% | 0.0% | 6.6% | 59.0% | 0.0% | 32.7% |
| Motor Vehicle | | | | | | | | | |
| Stolen | \$42,490 | \$101,490 | \$20,636,405 | \$45,500 | \$37,800 | \$32,392,782 | \$43,885 | \$60,477 | \$777,847 |
| Recovered | \$30,000 | \$87,090 | \$16,929,243 | \$40,500 | \$2,500 | \$11,732,172 | \$31,000 | \$15,500 | \$502,447 |
| % Recovered | 70.6% | 85.8% | 82.0% | 89.0% | 6.6% | 36.2% | 70.6% | 25.6% | 64.6% |
| Office Equipment | | | | | | | | | |
| Stolen | \$0 | \$679 | \$902,037 | \$95 | \$75 | \$7,902,591 | \$0 | \$0 | \$9,698 |
| Recovered | \$0 | \$150 | \$14,365 | \$0 | \$0 | \$109,718 | \$0 | \$0 | \$2,015 |
| % Recovered | 0.0% | 22.1% | 1.6% | 0.0% | 0.0% | 1.4% | 0.0% | 0.0% | 20.8% |
| TV, VCR, Camera, Etc. | | | | | | | | | |
| Stolen | \$1,230 | \$8,609 | \$1,597,064 | \$7,752 | \$6,060 | \$10,932,830 | \$250 | \$0 | \$231,293 |
| Recovered | \$0 | \$535 | \$57,947 | \$1,470 | \$610 | \$154,285 | \$100 | \$0 | \$10,929 |
| % Recovered | 0.0% | 6.2% | 3.6% | 19.0% | 10.1% | 1.4% | 40.0% | 0.0% | 4.7% |
| Firearm | | | | | | | | | |
| Stolen | \$2,417 | \$6,380 | \$190,762 | \$5,700 | (\$1,200) | \$955,197 | \$1,274 | \$0 | \$44,276 |
| Recovered | \$0 | \$0 | \$20,691 | \$2,650 | \$3,300 | \$41,149 | \$0 | \$0 | \$8,134 |
| % Recovered | 0.0% | 0.0% | 10.8% | 46.5% | -275.0% | 4.3% | 0.0% | 0.0% | 18.4% |
| Household Goods | | | | | | | | | |
| Stolen | \$800 | \$16,801 | \$501,007 | \$185 | \$273 | \$2,145,375 | \$1,681 | \$0 | \$74,466 |
| Recovered | \$200 | \$0 | \$2,724 | \$110 | \$0 | \$19,625 | \$30 | \$0 | \$1,653 |
| % Recovered | 25.0% | 0.0% | 0.5% | 59.5% | 0.0% | 0.9% | 1.8% | 0.0% | 2.2% |
| Consumable Goods | | | | | | | | | |
| Stolen | \$151 | \$624 | \$71,614 | \$1,675 | \$146 | \$567,885 | \$225 | \$1,009 | \$7,687 |
| Recovered | \$57 | \$120 | \$20,107 | \$1,136 | \$0 | \$33,507 | \$0 | \$12 | \$1,751 |
| % Recovered | 37.9% | 19.2% | 28.1% | 67.8% | 0.0% | 5.9% | 0.0% | 1.2% | 22.8% |
| Livestock | | | | | | | | | |
| Stolen | \$0 | \$0 | \$0 | \$0 | \$0 | \$9,290 | \$0 | \$2,385 | \$100 |
| Recovered | \$0 | \$0 | \$0 | \$0 | \$0 | \$65 | \$0 | \$0 | \$54,630 |
| % Recovered | 0.0% | 0.0% | 0.0% | 0.0% | 0.0% | 0.7% | 0.0% | 0.0% | 54630.0% |
| Misc. | | | | | | | | | |
| Stolen | \$24,195 | \$72,525 | \$5,759,840 | \$11,959 | \$79,559 | \$39,082,268 | \$31,414 | \$2,669 | \$583,076 |
| Recovered | \$100 | \$4,140 | \$1,291,562 | \$0 | \$2,337 | \$559,883 | \$595 | \$0 | \$85,246 |
| % Recovered | 0.4% | 5.7% | 22.4% | 0.0% | 2.9% | 1.4% | 1.9% | 0.0% | 14.6% |
| TOTALS | | | | | | | | | |
| Stolen | \$72,097 | \$226,349 | \$36,007,581 | \$92,009 | \$159,323 | \$140,182,268 | \$81,262 | \$70,008 | \$1,889,702 |
| Recovered | \$30,357 | \$94,327 | \$18,553,407 | \$49,998 | \$8,825 | \$13,348,539 | \$32,007 | \$15,512 | \$677,510 |
| % Recovered | 42.1% | 41.7% | 51.5% | 54.3% | 5.5% | 9.5% | 39.4% | 22.2% | 35.9% |

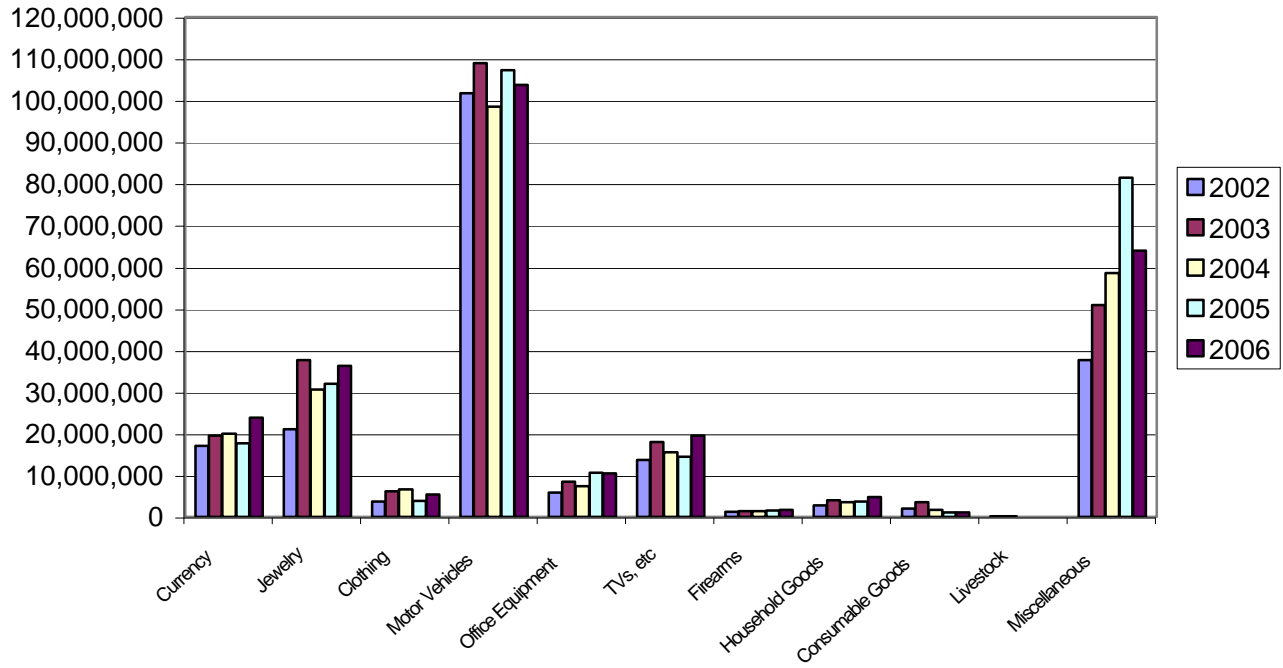
Stolen/Recovered Property Report - 2006

| Property Type | Mesquite PD | Mineral SO | NLVPD | Nye SO | Pershing SO | Reno PD | Sparks PD | Storey SO | Taxicab | TMCC PD | UNLV PD |
|------------------------------|-------------|------------|--------------|-------------|-------------|--------------|-------------|-----------|-----------|---------|-----------|
| Currency | | | | | | | | | | | |
| Stolen | \$55,986 | \$3,858 | \$1,200,096 | \$196,170 | \$966 | \$1,108,580 | \$1,070,246 | \$3,712 | \$34,563 | \$367 | \$31,676 |
| Recovered | \$16,187 | \$0 | \$29,458 | \$2,854 | \$0 | \$53,157 | \$10,587 | \$235 | \$0 | \$0 | \$350 |
| % Recovered | 28.9% | 0.0% | 2.5% | 1.5% | 0.0% | 4.8% | 1.0% | 6.3% | 0.0% | 0.0% | 1.1% |
| Jewelry | | | | | | | | | | | |
| Stolen | \$64,055 | \$500 | \$2,644,804 | \$121,360 | \$2,020 | \$2,244,152 | \$647,828 | \$4,837 | \$14,400 | \$20 | \$66,190 |
| Recovered | \$470 | \$0 | \$25,366 | \$2,321 | \$1,520 | \$69,071 | \$71,970 | \$7 | \$0 | \$0 | \$4,650 |
| % Recovered | 0.7% | 0.0% | 1.0% | 1.9% | 75.2% | 3.1% | 11.1% | 0.1% | 0.0% | 0.0% | 7.0% |
| Clothing | | | | | | | | | | | |
| Stolen | \$18,170 | \$0 | \$372,380 | \$9,108 | \$0 | \$209,742 | \$68,394 | \$200 | \$4,972 | \$20 | \$7,716 |
| Recovered | \$272 | \$0 | \$5,137 | \$307 | \$0 | \$38,987 | \$9,783 | \$0 | \$0 | \$0 | \$90 |
| % Recovered | 1.5% | 0.0% | 1.4% | 3.4% | 0.0% | 18.6% | 14.3% | 0.0% | 0.0% | 0.0% | 1.2% |
| Motor Vehicle | | | | | | | | | | | |
| Stolen | \$784,190 | \$0 | \$28,388,260 | \$424,614 | \$26,500 | \$9,208,764 | \$4,419,889 | \$15,200 | \$24,500 | \$0 | \$381,192 |
| Recovered | \$567,300 | \$0 | \$24,214,475 | \$118,548 | \$4,000 | \$7,487,548 | \$3,644,896 | \$200 | \$0 | \$0 | \$50,600 |
| % Recovered | 72.3% | 0.0% | 85.3% | 27.9% | 15.1% | 81.3% | 82.5% | 1.3% | 0.0% | 0.0% | 13.3% |
| Office Equipment | | | | | | | | | | | |
| Stolen | \$5,055 | \$0 | \$19,502 | \$62,827 | \$0 | \$749,185 | \$273,083 | \$4,340 | \$0 | \$1,589 | \$0 |
| Recovered | \$225 | \$0 | \$34 | \$1,350 | \$0 | \$15,897 | \$15,610 | \$0 | \$0 | \$0 | \$0 |
| % Recovered | 4.5% | 0.0% | 0.2% | 2.1% | 0.0% | 2.1% | 5.7% | 0.0% | 0.0% | 0.0% | 0.0% |
| TV, VCR, Camera, Etc. | | | | | | | | | | | |
| Stolen | \$12,984 | \$3,778 | \$3,036,241 | \$36,803 | \$509 | \$1,342,812 | \$701,539 | \$2,950 | \$87,894 | \$446 | \$190,843 |
| Recovered | \$3,710 | \$2,568 | \$55,539 | \$523 | \$0 | \$16,429 | \$18,800 | \$0 | \$0 | \$0 | \$4,460 |
| % Recovered | 28.6% | 68.0% | 1.8% | 1.4% | 0.0% | 1.2% | 2.7% | 0.0% | 0.0% | 0.0% | 2.3% |
| Firearm | | | | | | | | | | | |
| Stolen | \$4,440 | \$2,250 | \$164,152 | \$20,351 | \$2,312 | \$107,223 | \$55,543 | \$6,900 | \$0 | \$0 | \$0 |
| Recovered | \$0 | \$2,250 | \$9,857 | \$710 | \$0 | \$30,775 | \$9,127 | \$0 | \$0 | \$0 | \$0 |
| % Recovered | 0.0% | 100.0% | 6.0% | 3.5% | 0.0% | 28.7% | 16.4% | 0.0% | 0.0% | 0.0% | 0.0% |
| Household Goods | | | | | | | | | | | |
| Stolen | \$18,528 | \$800 | \$501,588 | \$90,932 | \$0 | \$202,998 | \$1,058,828 | \$0 | \$0 | \$0 | \$0 |
| Recovered | \$1,561 | \$0 | \$5,422 | \$8,710 | \$0 | \$6,777 | \$226,935 | \$0 | \$0 | \$0 | \$0 |
| % Recovered | 8.4% | 0.0% | 1.1% | 9.6% | 0.0% | 3.3% | 21.4% | 0.0% | 0.0% | 0.0% | 0.0% |
| Consumable Goods | | | | | | | | | | | |
| Stolen | \$668 | \$105 | \$163,486 | \$4,006 | \$0 | \$36,751 | \$66,821 | \$62 | \$0 | \$0 | \$1,430 |
| Recovered | \$153 | \$20 | \$9,639 | \$1,064 | \$0 | \$8,435 | \$5,114 | \$0 | \$0 | \$0 | \$0 |
| % Recovered | 22.9% | 19.1% | 5.9% | 26.6% | 0.0% | 23.0% | 7.7% | 0.0% | 0.0% | 0.0% | 0.0% |
| Livestock | | | | | | | | | | | |
| Stolen | \$0 | \$0 | \$4,468 | \$0 | \$0 | \$1,350 | \$2,625 | \$0 | \$0 | \$0 | \$5,000 |
| Recovered | \$0 | \$0 | \$0 | \$0 | \$0 | \$150 | \$0 | \$0 | \$0 | \$0 | \$5,000 |
| % Recovered | 0.0% | 0.0% | 0.0% | 0.0% | 0.0% | 11.1% | 0.0% | 0.0% | 0.0% | 0.0% | 100.0% |
| Misc. | | | | | | | | | | | |
| Stolen | \$197,990 | \$13,161 | \$6,684,279 | \$549,733 | \$15,866 | \$3,708,432 | \$1,143,505 | \$181,564 | \$8,209 | \$5,081 | \$56,736 |
| Recovered | \$11,807 | \$79 | \$760,448 | \$69,239 | \$0 | \$157,274 | \$378,569 | \$2,194 | \$0 | \$0 | \$7,893 |
| % Recovered | 6.0% | 0.6% | 11.4% | 12.6% | 0.0% | 4.2% | 33.1% | 1.2% | 0.0% | 0.0% | 13.9% |
| TOTALS | | | | | | | | | | | |
| Stolen | \$1,162,066 | \$24,451 | \$43,179,256 | \$1,515,904 | \$48,173 | \$18,919,989 | \$9,508,301 | \$219,765 | \$174,538 | \$7,523 | \$740,783 |
| Recovered | \$601,685 | \$4,917 | \$25,115,375 | \$205,626 | \$5,520 | \$7,884,500 | \$4,391,391 | \$2,636 | \$0 | \$0 | \$73,043 |
| % Recovered | 51.8% | 20.1% | 58.2% | 13.6% | 11.5% | 41.7% | 46.2% | 1.2% | 0.0% | 0.0% | 9.9% |

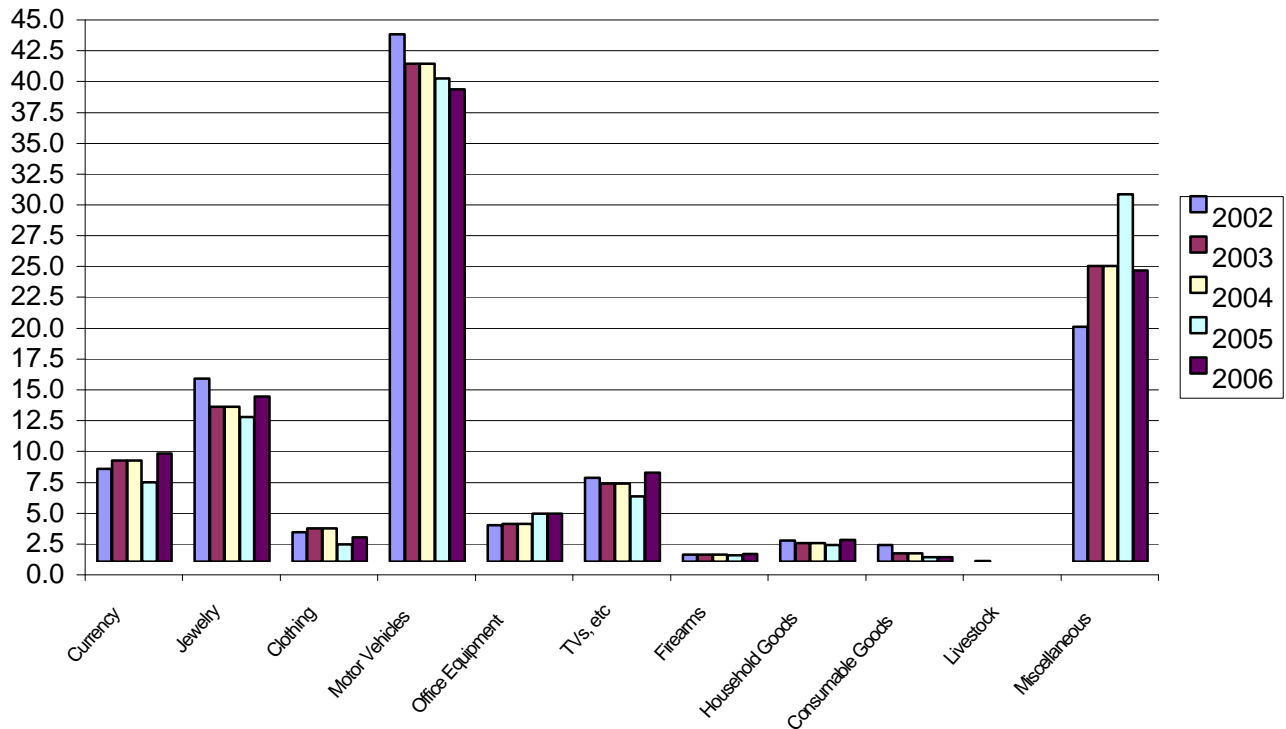
Stolen/Recovered Property Report - 2006

| Property Type | UNR PD | Washoe SO | Washoe Schools PD | Wendover PD | White Pine SO | Winnemucca PD | Yerington PD | Total By Property |
|------------------------------|-----------|-------------|-------------------|-------------|---------------|---------------|--------------|-------------------|
| Currency | | | | | | | | |
| Stolen | \$19,433 | \$154,830 | \$2,919 | \$15,758 | \$15,664 | \$37,960 | \$9,214 | \$23,821,840 |
| Recovered | \$20 | \$150 | \$156 | \$797 | \$302 | \$2,671 | \$0 | \$375,953 |
| % Recovered | 0.1% | 0.1% | 5.3% | 5.1% | 1.9% | 7.0% | 0.0% | 1.6% |
| Jewelry | | | | | | | | |
| Stolen | \$250 | \$932,796 | \$0 | \$23,037 | \$20,102 | \$17,348 | \$5,000 | \$36,323,945 |
| Recovered | \$0 | \$124,860 | \$0 | \$2,205 | \$250 | \$150 | \$0 | \$743,181 |
| % Recovered | 0.0% | 13.4% | 0.0% | 9.6% | 1.2% | 0.9% | 0.0% | 2.0% |
| Clothing | | | | | | | | |
| Stolen | \$750 | \$42,862 | \$110 | \$3,035 | \$259 | \$0 | \$500 | \$5,357,122 |
| Recovered | \$0 | \$75 | \$0 | \$375 | \$9 | \$0 | \$0 | \$370,019 |
| % Recovered | 0.0% | 0.2% | 0.0% | 12.4% | 3.5% | 0.0% | 0.0% | 6.9% |
| Motor Vehicle | | | | | | | | |
| Stolen | \$131,050 | \$2,040,895 | \$0 | \$129,750 | \$270,335 | \$88,055 | \$0 | \$103,765,475 |
| Recovered | \$68,350 | \$831,583 | \$0 | \$97,000 | \$184,336 | \$62,780 | \$0 | \$68,828,152 |
| % Recovered | 52.2% | 40.7% | 0.0% | 74.8% | 68.2% | 71.3% | 0.0% | 66.3% |
| Office Equipment | | | | | | | | |
| Stolen | \$29,454 | \$160,906 | \$57,390 | \$20,538 | \$5,950 | \$0 | \$1,000 | \$10,523,804 |
| Recovered | \$4,050 | \$2,200 | \$17,866 | \$6,888 | \$1,275 | \$0 | \$0 | \$219,959 |
| % Recovered | 13.8% | 1.4% | 31.1% | 33.5% | 21.4% | 0.0% | 0.0% | 2.1% |
| TV, VCR, Camera, Etc. | | | | | | | | |
| Stolen | \$14,116 | \$312,604 | \$25,556 | \$19,903 | \$11,272 | \$5,569 | \$0 | \$19,509,654 |
| Recovered | \$200 | \$2,053 | \$6,495 | \$2,131 | \$834 | \$0 | \$0 | \$370,945 |
| % Recovered | 1.4% | 0.7% | 25.4% | 10.7% | 7.4% | 0.0% | 0.0% | 1.9% |
| Firearm | | | | | | | | |
| Stolen | \$0 | \$94,070 | \$0 | \$500 | \$3,083 | \$4,000 | \$1,000 | \$1,747,597 |
| Recovered | \$0 | \$8,962 | \$0 | \$0 | \$250 | \$250 | \$0 | \$147,781 |
| % Recovered | 0.0% | 9.5% | 0.0% | 0.0% | 8.1% | 6.3% | 0.0% | 8.5% |
| Household Goods | | | | | | | | |
| Stolen | \$0 | \$100,911 | \$0 | \$271 | \$11,295 | \$400 | \$0 | \$4,820,525 |
| Recovered | \$0 | \$1,000 | \$0 | \$0 | \$1,003 | \$0 | \$0 | \$281,580 |
| % Recovered | 0.0% | 1.0% | 0.0% | 0.0% | 8.9% | 0.0% | 0.0% | 5.8% |
| Consumable Goods | | | | | | | | |
| Stolen | \$40 | \$42,392 | \$0 | \$24,756 | \$4,267 | \$1,187 | \$0 | \$1,028,201 |
| Recovered | \$0 | \$33,705 | \$0 | \$409 | \$406 | \$947 | \$0 | \$124,096 |
| % Recovered | 0.0% | 79.5% | 0.0% | 1.7% | 9.5% | 79.8% | 0.0% | 12.1% |
| Livestock | | | | | | | | |
| Stolen | \$0 | \$21,600 | \$0 | \$0 | \$0 | \$350 | \$0 | \$53,114 |
| Recovered | \$0 | \$0 | \$0 | \$0 | \$0 | \$350 | \$0 | \$60,195 |
| % Recovered | 0.0% | 0.0% | 0.0% | 0.0% | 0.0% | 100.0% | 0.0% | 113.3% |
| Misc. | | | | | | | | |
| Stolen | \$92,249 | \$2,649,781 | \$34,524 | \$13,913 | \$49,085 | \$39,222 | \$7,740 | \$63,973,155 |
| Recovered | \$270 | \$98,685 | \$4,716 | \$867 | \$12,655 | \$5,611 | \$0 | \$4,268,894 |
| % Recovered | 0.3% | 3.7% | 13.7% | 6.2% | 25.8% | 14.3% | 0.0% | 6.7% |
| TOTALS | | | | | | | | |
| Stolen | \$287,342 | \$6,553,647 | \$120,499 | \$251,461 | \$391,311 | \$194,091 | \$24,454 | \$270,924,432 |
| Recovered | \$72,890 | \$1,103,273 | \$29,233 | \$110,672 | \$201,320 | \$72,759 | \$0 | \$75,790,756 |
| % Recovered | 25.4% | 16.8% | 24.3% | 44.0% | 51.4% | 37.5% | 0.0% | 28.0% |


Value of Stolen Property by Type (\$)



Stolen Property by Type (%)



Enforcement Personnel Employment Data



The annual Nevada Law Enforcement Officers Memorial Ceremony, May 3, 2007, at the Law Enforcement Memorial, Capitol Mall, Carson City, Nevada. To commemorate the Law Enforcement Officers lost in the line of duty. No new names were added at this ceremony



ENFORCEMENT PERSONNEL EMPLOYMENT DATA

2006

The Uniform Crime Reporting Program in Nevada compiles information on enforcement personnel statewide as of October 31, 2006. Included are the total number of sworn and civilian support personnel with each agency broken out by gender. Also provided in this section are ratios of police to population.

A wide variety of factors unique to different jurisdictions affect the number of employees utilized by various law enforcement agencies to enable them to fulfill their service requirements. Because of this, persons attempting to make comparisons of population/enforcement personnel ratios between agencies/jurisdictions should do so cautiously. The State of Nevada, especially, with highly transient and seasonal population variations, has enforcement requirements which differ from many other jurisdictions.

Usage of the term "full-time sworn", when referring to enforcement personnel, does not necessarily mean they are engaged in what the public generally perceives as "regular" police duties, such as investigations, patrol, deterrence, etc. The number of personnel available for "regular" duties is affected by regulatory, correctional, administrative and special assignments. Consideration of in-house duties and responsibilities should temper comparisons of agencies.

Sworn Personnel

- During 2006, there were 3777 full-time sworn municipal personnel in Nevada, providing 1.70 officers per 1,000 residents for urban population areas.
- There were 933 full-time sworn deputies employed by Nevada's 16 sheriff's departments in 2006, and 477 troopers with the Nevada Highway Patrol. The ratio of enforcement personnel for every 1,000 population in the rural areas was 3.57.
- Statewide, there were 5,187 full-time sworn law enforcement officers in 2006. This represents an overall ratio of 1.98 officers per 1,000 Nevada residents.
- Nationally in 2005, the latest full year of data available, a total of 14,291 city, county and state police agencies employed 673,146 full-time officers and 295,924 civilians, who provided services to more than 279 million inhabitants.
- Regionally, the highest ratios of sworn officers to population in 2005 were recorded in the Northeast states, where there were 3.5 per 1,000 inhabitants. The South had a rate of 3.4 and the Midwest had 2.7. The Western states had the lowest ratio of 2.4.
- The national rate of full time law enforcement employees per 1,000 inhabitants remained unchanged at 3.0 in 2005, from the rate of 3.0 in 2004.

Civilian Personnel

- Municipal police departments in Nevada in 2006 employed a total of 2,874 full-time civilians.
- Sheriff's departments statewide maintained 585 full-time civilian employees in 2006. The Nevada Highway Patrol employed a total of 362.
- The total number of full-time civilian support personnel employed statewide in 2006 was 3,821.

*The criminal statistics within this publication are only those criminal statistics reported to the Uniform Crime Reporting Program the participating law enforcement agencies.

Nevada Full-time Enforcement Employees As of October 31, 2006

| Agency | Sworn Employees | | | Civilian Employees | | | Total Employees | | |
|-----------------------|-----------------|------------|--------------|--------------------|--------------|--------------|-----------------|--------------|--------------|
| | Male | Female | Total | Male | Female | Total | Male | Female | Total |
| Boulder City PD | 29 | 4 | 33 | 0 | 9 | 9 | 29 | 13 | 42 |
| Carlin PD | 4 | 0 | 4 | 0 | 1 | 1 | 4 | 1 | 5 |
| Carson City SO | 86 | 8 | 94 | 10 | 35 | 45 | 96 | 43 | 139 |
| Churchill SO | 37 | 2 | 39 | 0 | 9 | 9 | 37 | 11 | 48 |
| Clark Co School PD | 119 | 15 | 134 | 11 | 21 | 32 | 130 | 36 | 166 |
| Douglas SO | 95 | 9 | 104 | 1 | 17 | 18 | 96 | 26 | 122 |
| Elko SO | 48 | 7 | 55 | 5 | 9 | 14 | 53 | 16 | 69 |
| Elko PD | 37 | 1 | 38 | 0 | 5 | 5 | 37 | 6 | 43 |
| Esmeralda SO | 10 | 1 | 11 | 1 | 3 | 4 | 11 | 4 | 15 |
| Eureka SO | 11 | 1 | 12 | 0 | 6 | 6 | 11 | 7 | 18 |
| Fallon PD | 18 | 1 | 19 | 2 | 11 | 13 | 20 | 12 | 32 |
| Henderson PD | 287 | 34 | 321 | 47 | 104 | 151 | 334 | 138 | 472 |
| Humboldt SO | 22 | 5 | 27 | 0 | 12 | 12 | 22 | 17 | 39 |
| Lander SO | 14 | 5 | 19 | 0 | 10 | 10 | 14 | 15 | 29 |
| Las Vegas Fire Dept | 10 | 3 | 13 | 0 | 1 | 1 | 10 | 4 | 14 |
| Las Vegas Metro PD | 2,036 | 195 | 2,231 | 947 | 1,352 | 2,299 | 2,983 | 1,547 | 4,530 |
| Lincoln SO | 14 | 1 | 15 | 8 | 4 | 12 | 22 | 5 | 27 |
| Lovelock PD | 6 | 0 | 6 | 0 | 1 | 1 | 6 | 1 | 7 |
| Lyon SO | 70 | 7 | 77 | 4 | 29 | 33 | 74 | 36 | 110 |
| Mesquite PD | 32 | 2 | 34 | 5 | 8 | 13 | 37 | 10 | 47 |
| Mineral SO | 15 | 1 | 16 | 0 | 5 | 5 | 15 | 6 | 21 |
| Nevada Highway Patrol | 436 | 41 | 477 | 126 | 236 | 362 | 562 | 277 | 839 |
| North Las Vegas PD | 243 | 35 | 278 | 27 | 113 | 140 | 270 | 148 | 418 |
| Nye SO | 3 | 11 | 14 | 5 | 38 | 42 | 8 | 49 | 56 |
| Pershing SO | 12 | 0 | 12 | 1 | 7 | 8 | 13 | 7 | 20 |
| Reno PD | 333 | 32 | 365 | 32 | 58 | 90 | 365 | 90 | 455 |
| Sparks PD | 103 | 8 | 111 | 1 | 50 | 51 | 104 | 58 | 162 |
| Storey SO | 15 | 1 | 16 | 3 | 3 | 6 | 18 | 4 | 22 |
| Taxicab | 33 | 2 | 35 | 12 | 14 | 26 | 45 | 16 | 61 |
| TMCC PD | 6 | 0 | 6 | 3 | 2 | 5 | 9 | 2 | 11 |
| UNLV PD | 30 | 5 | 35 | 6 | 10 | 16 | 36 | 15 | 51 |
| UNR PD | 24 | 2 | 26 | 1 | 5 | 6 | 25 | 7 | 32 |
| Washoe School PD | 26 | 9 | 35 | 0 | 4 | 4 | 26 | 13 | 39 |
| Washoe SO | 353 | 65 | 418 | 142 | 213 | 355 | 495 | 278 | 773 |
| West Wendover PD | 11 | 3 | 14 | 1 | 6 | 7 | 12 | 9 | 21 |
| White Pine SO | 19 | 1 | 20 | 0 | 6 | 6 | 19 | 7 | 26 |
| Winnemucca PD | 17 | 0 | 17 | 0 | 3 | 3 | 17 | 3 | 20 |
| Yerington PD | 6 | 0 | 6 | 0 | 1 | 1 | 6 | 1 | 7 |
| Total | 4,670 | 517 | 5,187 | 1,401 | 2,421 | 3,821 | 6,071 | 2,938 | 9,008 |

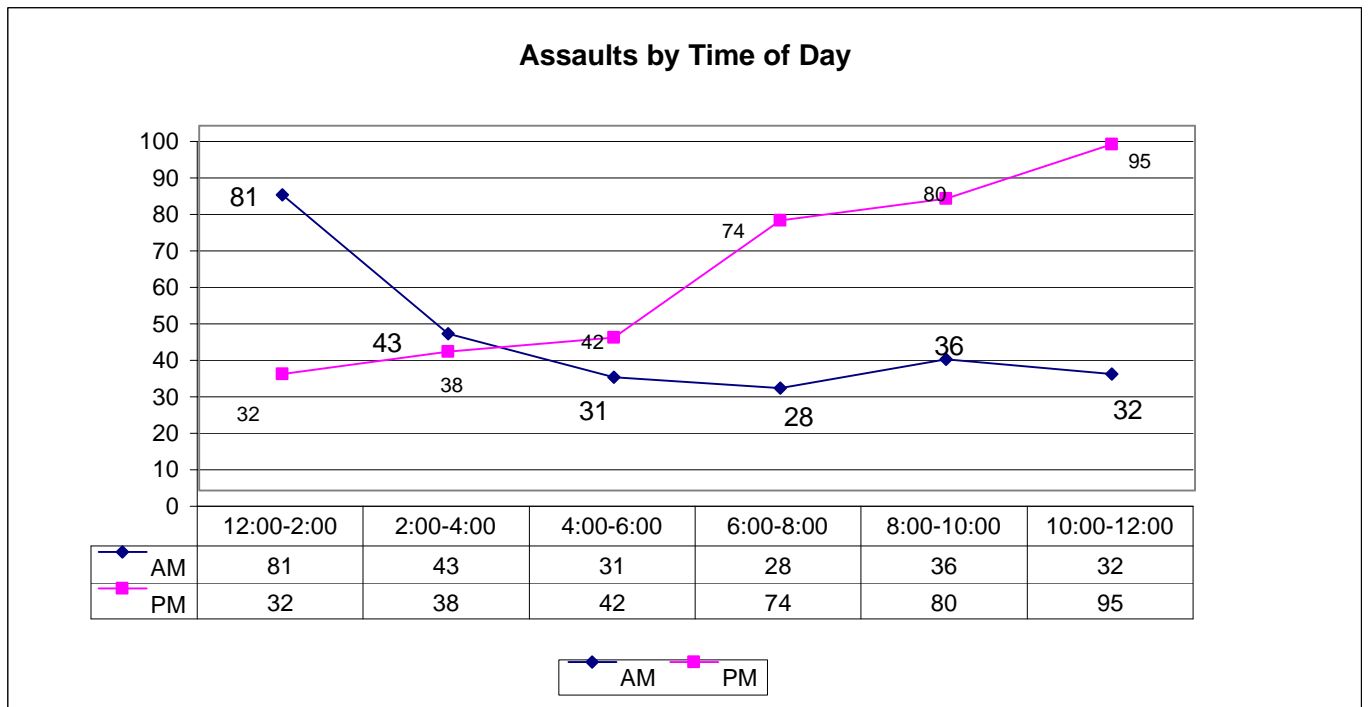
*The criminal statistics within this publication are only those criminal statistics reported to the Uniform Crime Reporting Program by the participating law enforcement agencies.

ASSAULTS ON LAW ENFORCEMENT PERSONNEL

Nevada UCR compiles detailed monthly data regarding the problem of assaults on law enforcement personnel. The following displays more noticeable points on this issue.

Facts - 2006 Assaults

- In 2006 there was a total of 612 assaults on law enforcement personnel in Nevada, compared to 489 in 2005.
- The ratio of assaults per 100 officers was 11.03 (8.81 in 2005).
- The greatest number of officer assaults occurred while responding to domestic and other disturbance calls--269 or 43.9% of the total. (222 - 45.4% in 2005).
- Most assaults on officers involved the use of hands, fists, feet, etc., accounting for 467 incidents or 76.3% (399 - 81.6% in 2005).
- Personal injury to officers occurred in 273 (44.6%) of the 612 incidents, while 339 (55.4%) escaped injury.
- 29.7% or 182 of the assaults were aimed at officers who were alone, while 430 (70.3%) involved assisted personnel.
- The time period during which the most assaults occurred was between 10:00 p.m. and 12:00 p.m., with 95 incidents or 15.5%. Another 81 (13.2%) took place between 12:00 a.m. and 2:00 a.m.
- Law enforcement cleared 572 (93.5%) of all assaults on personnel.



*The criminal statistics within this publication are only those criminal statistics reported to the Uniform Crime Reporting Program by the participating law enforcement agencies.

Officer Assaults by Activity/Weapon/Assignment - 2006

| Activity Type | Total Assaults | Number Cleared | Firearm | Knife/Cutting Device | Other Dangerous Weapon | Hands, Fists, Feet, Etc. | 2-Officer Vehicle | 1-Officer Vehicle-Alone | 1-Officer Vehicle-Assisted | Det./Spec/Assign.-Alone | Det./Spec/Assign.-Assisted | Other-Alone | Other-Assisted |
|--|----------------|----------------|-----------|----------------------|------------------------|--------------------------|-------------------|-------------------------|----------------------------|-------------------------|----------------------------|-------------|----------------|
| Domestic/Other Disturbance | 269 | 259 | 22 | 12 | 28 | 207 | 150 | 58 | 50 | 1 | 2 | 3 | 5 |
| Burglary in Progress | 0 | 0 | 0 | 0 | 0 | 0 | 0 | 0 | 0 | 0 | 0 | 0 | 0 |
| Robbery in Progress | 6 | 6 | 3 | 0 | 1 | 2 | 3 | 2 | 1 | 0 | 0 | 0 | 0 |
| Attempting other Arrest | 38 | 34 | 4 | 1 | 3 | 30 | 5 | 16 | 10 | 0 | 6 | 1 | 0 |
| Civil Disorder | 8 | 8 | 3 | 0 | 1 | 4 | 0 | 1 | 2 | 0 | 0 | 1 | 4 |
| Handling Prisoner | 78 | 72 | 7 | 0 | 2 | 69 | 24 | 15 | 14 | 0 | 0 | 3 | 22 |
| Investigate Suspicious Persons/Circumstances | 47 | 43 | 3 | 0 | 9 | 35 | 20 | 12 | 5 | 1 | 2 | 3 | 4 |
| Ambush-No Warning | 2 | 0 | 2 | 0 | 0 | 0 | 0 | 0 | 2 | 0 | 0 | 0 | 0 |
| Mentally Deranged | 8 | 4 | 6 | 0 | 0 | 2 | 0 | 1 | 2 | 0 | 0 | 0 | 6 |
| Traffic Pursuits/Stops | 97 | 94 | 1 | 0 | 28 | 68 | 28 | 41 | 22 | 2 | 1 | 1 | 1 |
| All Other | 59 | 52 | 0 | 2 | 7 | 50 | 7 | 14 | 12 | 3 | 15 | 3 | 5 |
| Totals | 612 | 572 | 51 | 15 | 79 | 467 | 237 | 160 | 120 | 7 | 26 | 15 | 47 |
| | Total Assaults | | Firearm | Knife/Cutting Item | Other Weapon | Hands, Fists, Feet, Etc. | | | | | | | |
| With Injury | 273 | | 4 | 4 | 31 | 234 | | | | | | | |
| Without Injury | 339 | | 44 | 11 | 49 | 235 | | | | | | | |

*The criminal statistics within this publication are only those criminal statistics reported to the Uniform Crime Reporting Program by the participating law enforcement agencies.

Classification of Offenses



Patrick Anthony "Pat" McCarran (1876-1854) statue located in Supreme Court building, Carson City, Nevada. He served as Nevada State Assemblyman, admitted to the State Bar in 1905, Nye County District Attorney, Nevada Supreme Court Chief Justice, and US Senator.



CLASSIFICATION OF OFFENSES

Uniformity in reporting under the Nevada Uniform Crime Reporting System is based on the proper classification of offenses reported to or known by the police. The adoption of the National System of Uniform Crime Reporting included the utilization of the offense classifications of that system. Law enforcement in this State has made accurate application of those classifications in the reports submitted to the Nevada Uniform Crime Reporting Program. In view of the need for compatibility with the National System, "offenses" under the program are not distinguished by designation of "misdemeanors", "felonies" or violations of municipal ordinances. The explanations of offense classifications may vary slightly from language used by those familiar with Nevada State Law. However, the major categories of offense classification remain the same between the national and state level.

PART I OFFENSES

Offense data consists of information that has been extracted from reports of Part I crimes that have come to the attention of Nevada Law Enforcement Agencies. In general, Part I crimes are usually reported to law enforcement agencies. Part I crimes are comprised of the following offenses.

1. HOMICIDE

1a. Murder and Non-Negligent Manslaughter - *The unlawful killing of a human being with malice aforethought.*

General Rule - Any death due to a fight, quarrel, argument, assault or commission of a crime.

1b. Manslaughter by Negligence - *The unlawful killing of a human being, by another, through gross negligence.*

General Rule - The killing may result from the commission of an unlawful act or from a lawful act performed with gross negligence.

2. FORCIBLE RAPE

2a. Rape by Force - *The carnal knowledge of a female forcibly and against her will.*

General Rule - Forcible rape of a female, excluding carnal abuse (statutory rape) or other sex offenses.

2b. Attempted Forcible Rape - *All assaults and attempts to rape.*

3. ROBBERY

The felonious and forcible taking of the property of another, against his will, by violence or by putting him in fear. Includes all attempts.

3a. Gun - All robberies and attempted robberies involving the use of any type firearm (revolvers, automatic pistols, shotguns, zip guns, rifles, pellet guns, etc.)

3b. Knife or Cutting Instrument - All robberies and attempted robberies involving the use of cutting or stabbing objects (knife, razor, hatchet, axe, scissors, glass, dagger, ice pick, etc.)

3c. Other Dangerous Weapon - All robberies or attempted robberies when any other object or thing is used as a weapon. (This includes clubs, bricks, jack handles, explosives, acid, etc.)

3d. Strong Arm-Hands, Fists, Feet, etc. - All robberies which include mugging and similar offenses where no weapon is used, but strong-arm tactics are employed to deprive the victim of his property. This is limited to hands, arms, fists, feet, etc. As in armed robbery, all attempts are included.

4. ASSAULT

An assault is an attempt or offer, with unlawful force or violence, to do physical injury to another.

General Rule - All assaults will be classified in the following categories excluding assaults with intent to rob or rape.

- 4a. Gun - All assaults and attempted assaults involving the use of any type of firearm (revolvers, automatic pistols, shotguns, zip guns, etc.)
- 4b. Knife or Cutting Instrument - All assaults and attempted assaults, involving the use of cutting or stabbing objects (knife, razor, hatchet, axe, scissors, glass, dagger, ice pick, etc.)
- 4c. Other Dangerous Weapon - All assaults or attempted assaults when any other object or thing is used as a weapon (clubs, bricks, jack handles, explosives, acid, poison, burning, and cases of attempted drowning, etc.)
- 4d. Hands, Fists, Feet, Etc. - Aggravated Assaults which are of an aggravated nature when hands, fists, feet, etc., are used. To be classified as aggravated assault, the attack must result in serious injury.

5. BURGLARY

Breaking and Entering - Unlawful entry or attempted forcible entry of any structure to commit a felony or larceny.

Note: For Uniform Crime Reporting purposes the terms "Burglary" and "Breaking and Entering" are considered synonymous. All such offenses and attempts are scored as burglary. Breaking and Entering of a motor vehicle is classified as a larceny for Uniform Crime Reporting purposes.

General Rule - Any unlawful entry or attempted forcible entry of any dwelling house, attached structure, public building, shop, office, factory, storehouse, apartment, house trailer (considered to be a permanent structure), warehouse, mill, barn, camp, other building, ship or railroad car.

- 5a. Forcible Entry - All offenses where force of any kind is used to enter unlawfully a locked structure, with intent to steal or commit a felony. This includes entry by use of a master key, celluloid, or other device that leaves no outward mark but is used to open a lock. Concealment inside a building, followed by the breaking out of the structure is also included.
- 5b. Unlawful Entry - No Force - Any unlawful entry without any evidence of forcible entry.
- 5c. Attempted Forcible Entry - When determined that forcible entry has been attempted.

6. LARCENY-THEFT (except auto theft)

The unlawful taking of the property of another with intent to deprive him of ownership.

General Rule - All larcenies and thefts resulting from pocket-picking, purse-snatching, shoplifting, larceny from auto, larceny of auto parts and accessories, theft of bicycles, larceny from buildings, and from coin-operated machines. Any theft that is not a robbery or the result of breaking and entering is included. Embezzlement, larceny by bailee, fraud or bad check cases is excluded.

7. MOTOR VEHICLE THEFT

The larceny or attempted larceny of a motor vehicle.

General Rule - This classification includes the theft or attempted theft of a motor vehicle which, for Uniform Crime Reporting designation, is described as a self-propelled vehicle that runs on the surface of the land and not on rails. Excludes reported offenses where there is a lawful access to the vehicle, such as a family situation or unauthorized use by others with lawful access to the vehicle (chauffeur, employees, etc.) Includes "Joy Riding." Excluded from this category are airplanes, boats, farm equipment and heavy construction vehicles, which are scored in the larceny category.

8. ARSON

The willful or malicious burning to defraud, a dwelling house, church, college, jail, meeting house, public building, or any building, ship or vessel, motor vehicle or aircraft, contents of buildings, personal property of another, goods or chattels, crops, trees, fences, gates, lumber, woods, bogs, marshes, meadows, etc., are scored as arson.

Include all arrests for violations of state laws and municipal ordinances relating to arson and attempted arson.

PART II OFFENSES

The Part II offenses encompass all other crime classifications outside of those defined as Part I offenses. In November 1932, the national UCR Program adopted a Standard Classification of Offenses for the compilation of criminal statistics. This classification was devised and adopted in order that law enforcement, judicial and penal statistics might be uniformly compiled in terms of a single classification of offenses. The definitions of the Part II offenses that follow include some of the offense titles described in NRS and in county or municipal code. These titles have been included as descriptive data to aid in determining the offenses that are included or excluded from each classification.

9. OTHER ASSAULTS

Assaults and attempted assaults where no weapon was used or which did not result in serious or aggravate injury to the victim are included as other assaults.

Examples of local jurisdiction offense titles that would be included in "other assaults" are:

- A. Simple assault
- B. Minor assault
- C. Assault and battery
- D. Injury by culpable negligence
- E. Resisting or obstructing an officer
- F. Intimidation
- G. Coercion
- H. Hazing
- I. Attempts to commit the above

10. FORGERY AND COUNTERFEITING

In the majority of states, forgery and counterfeiting are treated as allied offenses. Placed in this class are all offenses dealing with the making, altering, uttering or possessing, with intent to defraud, anything false in the semblance of that which is true. Including:

- A. Altering or forging public or other records
- B. Making, altering, forging or counterfeiting bills, notes, drafts, tickets, checks, credit cards, etc.
- C. Forging wills, deeds, bonds, seals, trademarks, etc.
- D. Counterfeiting coins, plates, bank notes, checks, etc.
- E. Possessing or uttering forged or counterfeited instruments
- F. Erasures
- G. Signing the name of another or fictitious person with intent to defraud
- H. Using forged labels
- I. Possession, manufacture, etc., of counterfeiting apparatus
- J. Selling goods with altered, forged, or counterfeited trademarks
- K. All attempts to commit above

11. FRAUD

Fraudulent conversion and obtaining money or property by false pretense. Include:

- A. Bad checks, except forgeries or counterfeiting
- B. Confidence games
- C. Leaving full-service gas station without paying attendant
- D. Unauthorized withdrawal of money from an automatic teller machine
- E. Attempts to commit the above

12. EMBEZZLEMENT

Misappropriation or misapplication of money or property entrusted to one's care, custody or control. Attempts are included.

13. STOLEN PROPERTY; BUYING, RECEIVING, POSSESSING

Included in this class are all offenses of buying, receiving, and possessing stolen property, as well as all attempts to commit any of these offenses.

14. VANDALISM

Vandalism consists of the willful or malicious destruction, injury, disfigurement or defacement of any public or private property, real or personal, without consent of the owner or person having custody or control by cutting, tearing, breaking, marking, painting, covering with filth, or any other such means as may be specified by local law. This offense covers a wide range of malicious behavior directed at property, such as: cutting auto tires, drawing obscene pictures on public restrooms walls, smashing windows, destroying school records, tipping over gravestones, defacing library books, etc. Attempts are included.

15. WEAPONS; CARRYING, POSSESSING, CONCEALING

This class deals with weapons offenses, regulatory in nature such as:

- A. Manufacture, sale, or possession of deadly weapons
- B. Carrying deadly weapons, concealed or openly
- C. Using, manufacturing, etc., silencers
- D. Furnishing deadly weapons to minors
- E. Aliens possessing deadly weapons
- F. All attempts to commit any of the above

16. PROSTITUTION & COMMERCIALIZED VICE

Included in this class are sex offenses of a commercialized nature such as:

- A. Prostitution
- B. Keeping a bawdyhouse, disorderly house or house of ill repute
- C. Pandering, procuring, transporting or detaining women for immoral purposes
- D. All attempts to commit the above

17. SEX OFFENSES (except forcible rape, prostitution, commercialized vice)

Includes offenses against chastity, common decency, morals, and the like, such as:

- A. Adultery and fornication
- B. Buggery

- C. Incest
- D. Indecent exposure
- E. Indecent liberties
- F. Seduction
- G. Sodomy or crime against nature
- H. Statutory rape - (no force)
- I. All attempts to commit any of the above

18. DRUG ABUSE VIOLATIONS

Drug abuse violation arrests are requested on the basis of the narcotics used. Included are all arrests for violations of state and local ordinances, specifically those relating to the unlawful possession, sale, use, growing, manufacturing and making of narcotic drugs.

SALE / MANUFACTURING

- A. Opium or cocaine and their derivatives (morphine, heroin, codeine)
- B. Marijuana
- C. Synthetic narcotics - manufactured narcotics which can cause true drug addiction (Demerol, Methadones)
- D. Dangerous non-narcotic drugs (barbiturates, Benzedrine)

POSSESSION

- E. Opium or cocaine and their derivatives (morphine, heroin, codeine)
- F. Marijuana
- G. Synthetic narcotics - manufactured narcotics which can cause true drug addiction (Demerol, Methadones)
- H. Dangerous non-narcotic drugs (barbiturates, Benzedrine)

Includes all attempts to sell, manufacture, or possess any of the above

19. GAMBLING

All charges which relate to promoting, permitting or engaging in gambling. To provide a more refined collection of gambling arrests, the following break - downs are furnished:

- A. Bookmaking (horse and sport books)
- B. Numbers and lottery
- C. All other

20. OFFENSES AGAINST FAMILY & CHILDREN

Included are all charges of non-support and neglect of family and children, such as:

- A. Desertion, abandonment, or non-support of spouse or child
- B. Neglect or abuses of spouse or child (if injury is serious, score as aggravated assault)
- C. Non-payment of alimony
- D. All attempts to commit any of the above

Note: Not counted are victims of these charges who are merely taken into custody for their own protection.

21. DRIVING UNDER THE INFLUENCE

This class is limited to the driving or operating of any vehicle while drunk or under the influence of liquor or narcotic drugs. It includes:

- A. Operating a motor vehicle while under the influence
- B. Operating an engine, train, streetcar, boat, etc., while under the influence

22. LIQUOR LAWS

With the exception of "Drunkenness" (offense 23) and "Driving under the Influence" (offense 21), liquor law violations, state or local, are placed in this class, excluding federal violations. It includes:

- A. Manufacturing, sale, transportation, furnishing, possessing, etc., intoxicating liquor
- B. Maintaining unlawful drinking places
- C. Bootlegging
- D. Operating a still
- E. Furnishing liquor to a minor or intemperate person
- F. Using a vehicle for illegal transportation of liquor
- G. Drinking on train or public conveyance
- H. All attempts to commit any of the above

23. DRUNKENNESS

Included in this class are all offenses of drunkenness or intoxication, with the exception of "Driving under the Influence" (offense 21).

- A. Drunkenness
- B. Drunk and disorderly
- C. Common or habitual drunkard
- D. Intoxication

24. DISORDERLY CONDUCT

In this class are placed all charges of committing a breach of the peace. Include:

- A. Affray
- B. Unlawful assembly
- C. Disturbing the peace
- D. Disturbing meetings
- E. Disorderly conduct in state institutions, at court, at fairs, on trains or public conveyances, etc.
- F. Blasphemy, profanity, and obscene language
- G. Desecrating the flag
- H. Refusing to assist an officer
- I. All attempts to commit the above

25. VAGRANCY

Persons prosecuted on the charge of being, "a suspicious person, etc.," are included in this class. Include:

- A. Vagrancy
- B. Begging
- C. Loitering, (persons 18 and over)
- D. Vagabondage

26. ALL OTHER OFFENSES

Included in this class are all other state or local offenses (except traffic violations) not included in offenses 1 through 25.

- A. Admitting minors to improper places
- B. Abduction and compelling to marry
- C. Bigamy and polygamy
- D. Blackmail and extortion

- E. Bribery
- F. Combination in restraint of trade; trusts, monopolies
- G. Contempt of court
- H. Criminal anarchism
- I. Criminal syndicalism
- J. Discrimination, unfair competition
- K. Kidnapping
- L. Marriage within prohibited degrees
- M. Offenses contributing to juvenile delinquency (except as provided for in offenses 1 to 25), such as employment of children in immoral vocations or practices, admitting minors to improper places
- N. Perjury and subornation of perjury
- O. Possession, repair, manufacture, etc. of burglar's tools
- P. Possession of drug paraphernalia
- Q. Possession or sale of obscene literature, pictures, etc.
- R. Public nuisances
- S. Riot and rout
- T. Trespass
- U. Unlawfully bringing weapons into prisons or hospitals
- V. Unlawfully bringing drugs or liquor into state prisons, hospitals, etc.; furnishing to convicts
- W. Unlawful disinterment of the dead and violation of sepulture
- X. Unlawful use, possession, etc. of explosives
- Y. Violations of state regulatory laws and municipal ordinances
- Z. Violation of quarantine
- AA. All offenses not otherwise classified and all attempts to commit any of the above

27. SUSPICION

While "suspicion" is not an offense, it is the grounds for many arrests in those jurisdictions where the law permits. After examination by law enforcement officers, the prisoner is either formally charged or released. Those formally charged are entered in one of the Part I or Part II offense classes. This class is limited to "suspicion" arrests where persons arrested are released by police.

28. CURFEW AND LOITERING LAWS (persons under 18)

Contains all arrests made for violations of local curfew or loitering ordinances where such laws exist.

29. RUNAWAY (persons under 18)

For purposes of the UCR program, reported in this category are apprehensions for protective custody as defined by local statute. Arrests of runaways from one jurisdiction by another agency are counted by the home jurisdiction. Protective custody actions with respect to runaways taken for other jurisdictions are not included.

CALCULATION OF RATES

The Uniform Crime Reporting Program provides data for police executives to measure local problems. To facilitate this function, local data must be converted into terms of rates and percentages. Simple formulas are displayed here which may assist in these computations.

CRIME RATES

One of the most meaningful crime statistics is the crime rate. This is the number of Part I offenses per 1,000 inhabitants. This rate can be calculated for any city, town or county.

To compute crime rates, divide the community population by 1,000 and divide the number of offenses in each class by that number. The answer is the number of offenses per 1,000 population and is the crime rate for that particular offense.

Example:

- a. Population - 75,000
 - b. Number of burglaries - 215
Divide: 75,000 by 1,000 = 75.0
Divide: 215 by 75.0 = 2.87
- The crime rate for burglary is 2.87 per 1,000 inhabitants.

CLEARANCE RATES

The percentage of crimes cleared is obtained by dividing the number of offenses cleared by the number of offenses known. This answer is then multiplied by 100.

Example:

- a. Number of clearances in robbery - 38
 - b. Number of total robberies - 72
Divide: 38 by 72 = 0.528
Multiply: 0.528 by 100 = 52.8
- The clearance rate for robbery is 52.8%.

CRIME TREND DATA

Local agencies can compute crime trends for a given offense for their individual agency for a particular period of time.

Example:

- a. Auto thefts in your jurisdiction for July through December last year numbered 21.
- b. Auto thefts in your jurisdiction for July through December this year numbered 29.
Subtract: 29-21 = 8, notice that 8 is an increase over the past year.
Divide: 8 by 21 = 0.38, always divide the difference by the total in the earlier time period.
Multiply: 0.38 x 100 = 38.0

Your trend in auto theft is a 38.0% increase for the last six months of this year compared to the last six months of last year.

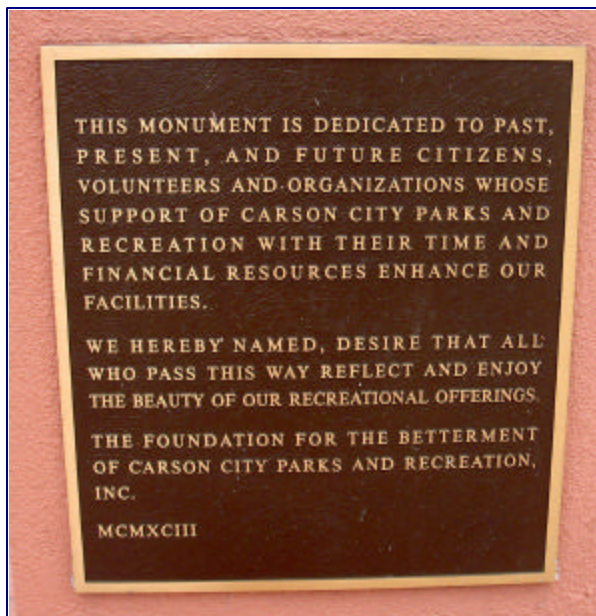
POLICE EMPLOYEE DATA

Police employee rates are expressed as the number of employees per 1,000 population. To compute this rate, divide the population by 1,000 and divide the number of enforcement employees by this number.

Example:

- a. Your jurisdiction's population - 75,000
 - b. Your agency's number of employees - 102
Divide: 75,000 by 1,000 = 75
Divide: 102 by 75 = 1.36
- Your employee rate is 1.36 employees per 1,000 population.

Domestic Violence



Parks and Recreation Monument located at Mills Park, Carson City, Nevada.



The following pages of domestic violence reports cover the 4th quarter of calendar year 2006 from the following agencies:

Boulder City PD
Carson City SO
Carlin PD
Churchill County SO
Douglas County SO
Elko PD
Fallon PD
Humboldt County SO
Lander County SO
Lovelock PD
Mesquite PD
North Las Vegas PD
Sparks PD
UNR PD
West Wendover PD
White Pine County SO
Washoe County SO
Winnemucca PD

Please visit the website at

http://www.nvrepository.state.nv.us/ucr/dv_reports.shtml for future updates.

**STATE OF NEVADA
DOMESTIC VIOLENCE DATA COLLECTION**



AGENCY: _____

MONTH/YEAR: 4th Quarter 2006

GENERAL INFORMATION

Time of Day

| | % of Total | |
|--------------|------------|------|
| 0000-0259 | 112 | 11% |
| 0300-0559 | 55 | 5% |
| 0600-0859 | 71 | 7% |
| 0900-1159 | 128 | 13% |
| 1200-1459 | 124 | 12% |
| 1500-1759 | 162 | 16% |
| 1800-2059 | 178 | 18% |
| 2100-2359 | 184 | 18% |
| TOTAL | 1014 | 100% |

Number of Children Present

| | % of Total | |
|--------------|------------|------|
| ages 0-3 | 283 | 30% |
| ages 4-6 | 173 | 19% |
| ages 7-9 | 136 | 15% |
| ages 10-12 | 118 | 13% |
| ages 13-15 | 124 | 13% |
| ages 16-18 | 97 | 10% |
| TOTAL | 931 | 100% |

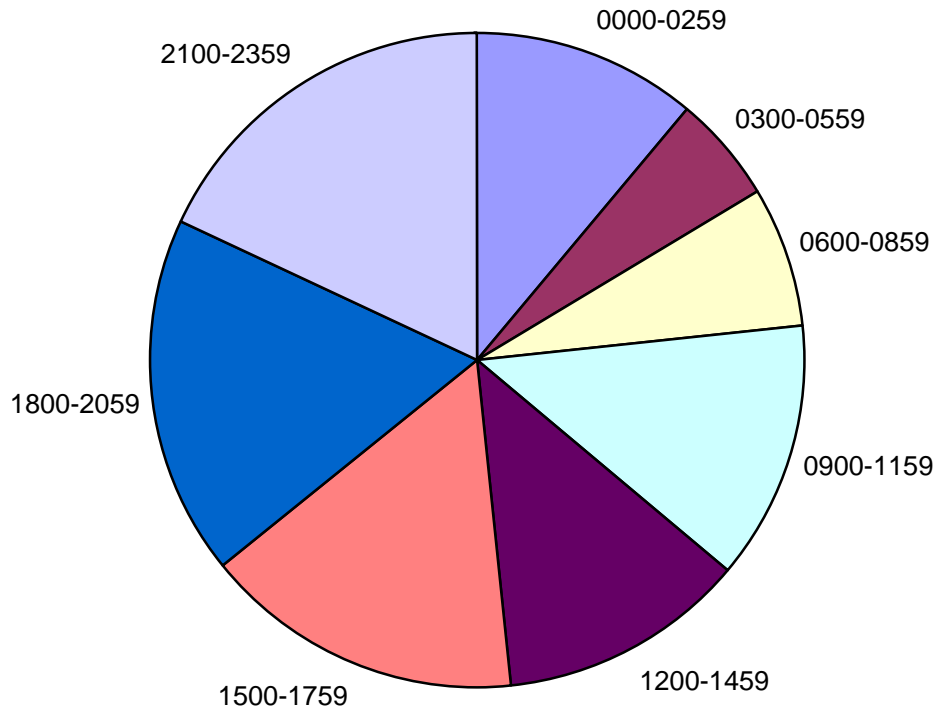
Weapon Used

| | % of Total | |
|--------------------|------------|------|
| Blunt Object | 26 | 2% |
| Handgun | 7 | 1% |
| Hands/Fist/Feet | 906 | 82% |
| Knife/Cutting Inst | 53 | 5% |
| Other Firearm | 2 | 0.2% |
| Other Weapon | 72 | 7% |
| Unknown | 39 | 4% |
| TOTAL | 1105 | 100% |

Victim Relationship to Offender

| | % of Total | |
|---------------------|------------|------|
| Cohabitant | 384 | 26% |
| Spouse | 251 | 17% |
| Dating | 246 | 16% |
| Child in Common | 178 | 12% |
| Blood Relative | 119 | 8% |
| Parent | 84 | 6% |
| Child | 52 | 3% |
| Former Spouse | 23 | 2% |
| Former Dating | 68 | 5% |
| Former Cohabitant | 49 | 3% |
| Related by Marriage | 47 | 3% |
| TOTAL | 1501 | 100% |

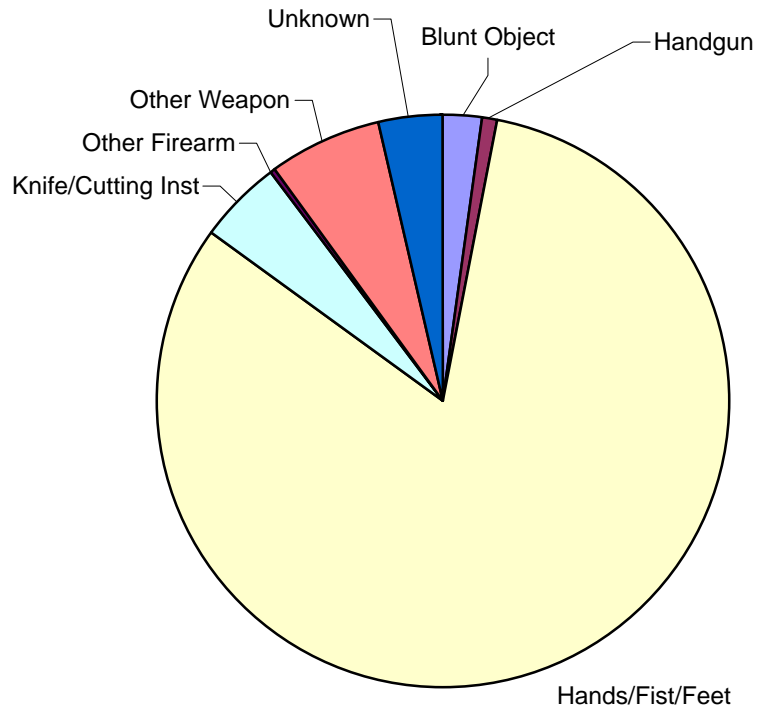
Time of Day Breakdown



Time of Day

| | % of Total | |
|--------------|-------------|-------------|
| 0000-0259 | 112 | 11% |
| 0300-0559 | 55 | 5% |
| 0600-0859 | 71 | 7% |
| 0900-1159 | 128 | 13% |
| 1200-1459 | 124 | 12% |
| 1500-1759 | 162 | 16% |
| 1800-2059 | 178 | 18% |
| 2100-2359 | 184 | 18% |
| TOTAL | 1014 | 100% |

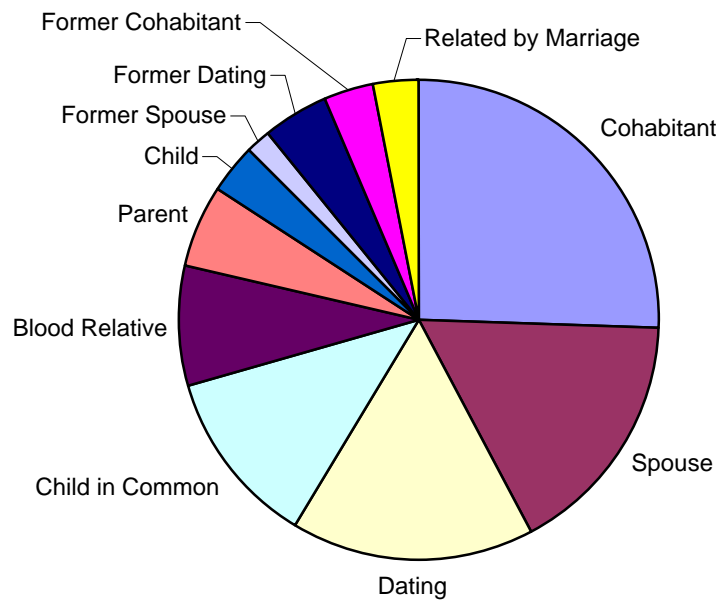
Weapon Used Breakdown



Weapon Used

| | | % of Total | |
|--------------------|-----|------------|------|
| Blunt Object | 26 | 2% | |
| Handgun | 7 | 1% | |
| Hands/Fist/Feet | 906 | 82% | |
| Knife/Cutting Inst | 53 | 5% | |
| Other Firearm | 2 | 0% | |
| Other Weapon | 72 | 7% | |
| Unknown | 39 | 4% | |
| TOTAL | | 1105 | 100% |

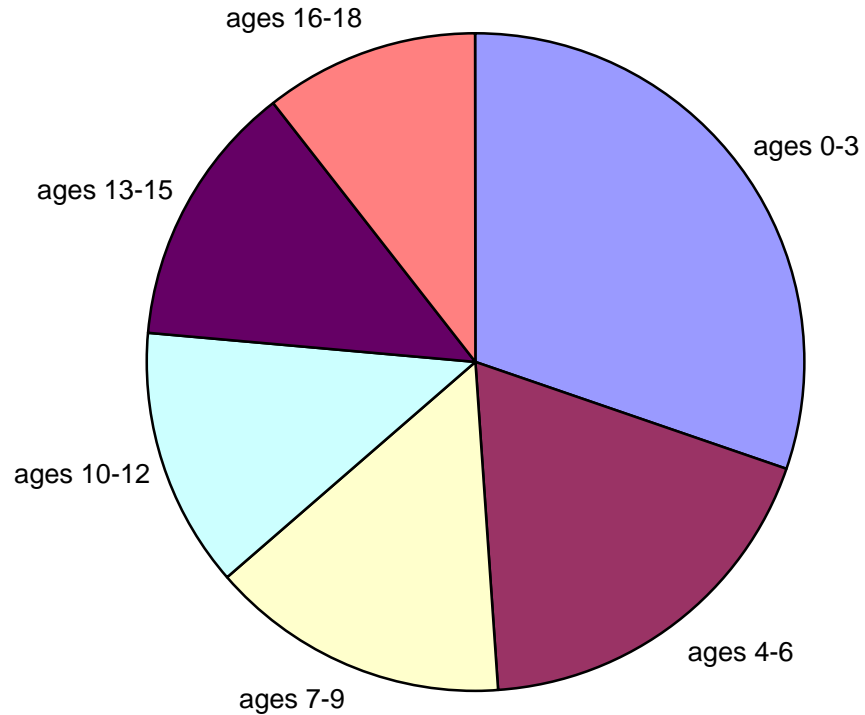
Victim Relationship to Offender Breakdown



Victim Relationship to Offender

| | | % of Total | |
|---------------------|------|------------|--|
| Cohabitant | 384 | 26% | |
| Spouse | 251 | 17% | |
| Dating | 246 | 16% | |
| Child in Common | 178 | 12% | |
| Blood Relative | 119 | 8% | |
| Parent | 84 | 6% | |
| Child | 52 | 3% | |
| Former Spouse | 23 | 2% | |
| Former Dating | 68 | 5% | |
| Former Cohabitant | 49 | 3% | |
| Related by Marriage | 47 | 3% | |
| | | | |
| TOTAL | 1501 | 100% | |

Number of Children Present Breakdown



Number of Children Present

| | | % of Total |
|--------------|------------|-------------|
| ages 0-3 | 283 | 30% |
| ages 4-6 | 173 | 19% |
| ages 7-9 | 136 | 15% |
| ages 10-12 | 118 | 13% |
| ages 13-15 | 124 | 13% |
| ages 16-18 | 97 | 10% |
| TOTAL | 931 | 100% |

**STATE OF NEVADA
DOMESTIC VIOLENCE DATA COLLECTION**



AGENCY: _____

MONTH/YEAR: 4th Quarter 2006

VICTIM INFORMATION

MALE VICTIMS

| Age | Total | % of Total |
|--------------|------------|-------------|
| Under 18 | 40 | 13% |
| 18-24 | 46 | 15% |
| 25-34 | 67 | 22% |
| 35-44 | 70 | 23% |
| 45-54 | 48 | 16% |
| 55-64 | 18 | 6% |
| 65 over | 9 | 3% |
| Unknown | 3 | 1% |
| TOTAL | 301 | 100% |

| Race | Total | % of Total |
|-----------|-------|------------|
| White | 230 | 80% |
| Black | 47 | 16% |
| Am Indian | 4 | 1% |
| Asian | 5 | 2% |
| Unknown | 3 | 1% |
| Ethnicity | | |
| Hispanic | 54 | 19% |
| | 289 | 100% |

| Injuries | Total | Medical | Total |
|------------|-------|----------|-------|
| Minor | 152 | 1st Aid | 8 |
| Moderate | 21 | Hospital | 14 |
| No Visable | 99 | None | 71 |
| Severe | 9 | Refused | 171 |

| | Total |
|----------------------------|-------|
| Alcohol/Drug Use Suspected | 82 |
| DV Card Given | 198 |
| PO in Effect | 0 |
| Arrested | 12 |

FEMALE VICTIMS

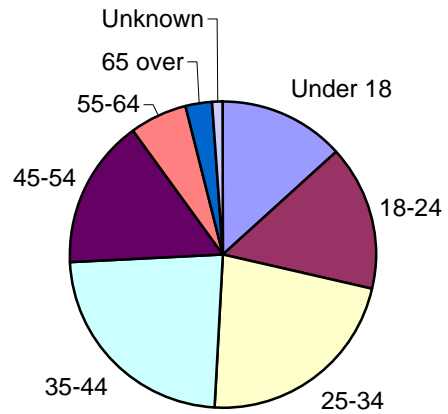
| Age | Total | % of Total |
|--------------|------------|-------------|
| Under 18 | 60 | 7% |
| 18-24 | 233 | 27% |
| 25-34 | 236 | 27% |
| 35-44 | 194 | 23% |
| 45-54 | 96 | 11% |
| 55-64 | 24 | 3% |
| 65 over | 15 | 2% |
| Unknown | 2 | 0% |
| TOTAL | 860 | 100% |

| Race | Total | % of Total |
|-----------|-------|------------|
| White | 609 | 73% |
| Black | 198 | 24% |
| Am Indian | 16 | 2% |
| Asian | 12 | 1% |
| Unknown | 3 | 0% |
| Ethnicity | | |
| Hispanic | 175 | 21% |
| | 838 | 100% |

| Injuries | Total | Medical | Total |
|------------|-------|----------|-------|
| Minor | 422 | 1st Aid | 39 |
| Moderate | 47 | Hospital | 40 |
| No Visable | 373 | None | 204 |
| Severe | 7 | Refused | 541 |

| | Total |
|----------------------------|-------|
| Alcohol/Drug Use Suspected | 204 |
| DV Card Given | 722 |
| PO in Effect | 4 |
| Arrested | 4 |

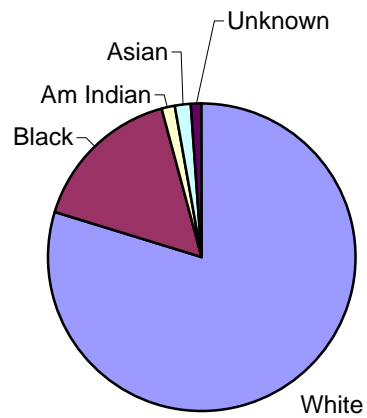
Male Victims Age Breakdown



MALE VICTIMS

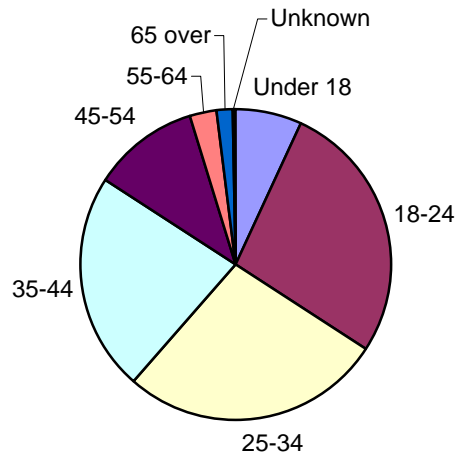
| Age | Total | % of Total |
|--------------|------------|-------------|
| Under 18 | 40 | 13% |
| 18-24 | 46 | 15% |
| 25-34 | 67 | 22% |
| 35-44 | 70 | 23% |
| 45-54 | 48 | 16% |
| 55-64 | 18 | 6% |
| 65 over | 9 | 3% |
| Unknown | 3 | 1% |
| TOTAL | 301 | 100% |

Male Victims Race Breakdown



| Race | Total | % of Total |
|------------------|-------|------------|
| White | 230 | 80% |
| Black | 47 | 16% |
| Am Indian | 4 | 1% |
| Asian | 5 | 2% |
| Unknown | 3 | 1% |
| Ethnicity | | |
| Hispanic | 54 | 19% |
| | 289 | 100% |

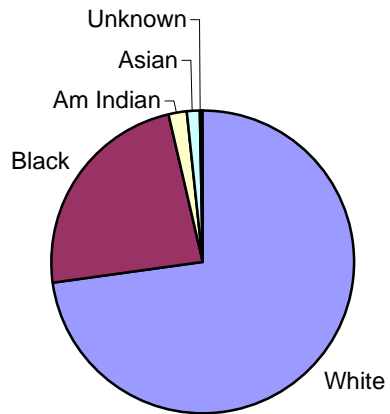
Female Victims Age Breakdown



FEMALE VICTIMS

| Age | Total | % of Total |
|--------------|------------|-------------|
| Under 18 | 60 | 7% |
| 18-24 | 233 | 27% |
| 25-34 | 236 | 27% |
| 35-44 | 194 | 23% |
| 45-54 | 96 | 11% |
| 55-64 | 24 | 3% |
| 65 over | 15 | 2% |
| Unknown | 2 | 0.2% |
| TOTAL | 860 | 100% |

Female Victims Race Breakdown



| Race | Total | % of Total |
|--------------|------------|-------------|
| White | 609 | 73% |
| Black | 198 | 24% |
| Am Indian | 16 | 2% |
| Asian | 12 | 1% |
| Unknown | 3 | 0% |
| Ethnicity | | |
| Hispanic | 175 | 21% |
| TOTAL | 838 | 100% |

**STATE OF NEVADA
DOMESTIC VIOLENCE DATA COLLECTION**



AGENCY: _____

MONTH/YEAR: 4th Quarter 2006

OFFENDER INFORMATION

MALE OFFENDER

| Age | Total | % of Total |
|--------------|------------|-------------|
| Under 18 | 65 | 8% |
| 18-24 | 174 | 21% |
| 25-34 | 240 | 29% |
| 35-44 | 211 | 25% |
| 45-54 | 102 | 12% |
| 55-64 | 20 | 2% |
| 65 over | 6 | 1% |
| Unknown | 18 | 2% |
| TOTAL | 836 | 100% |

FEMALE OFFENDER

| Age | Total | % of Total |
|--------------|------------|-------------|
| Under 18 | 33 | 12% |
| 18-24 | 58 | 21% |
| 25-34 | 66 | 23% |
| 35-44 | 69 | 25% |
| 45-54 | 33 | 12% |
| 55-64 | 16 | 6% |
| 65 over | 2 | 1% |
| Unknown | 4 | 1% |
| TOTAL | 281 | 100% |

| Race | Total | % of Total |
|--------------|------------|-------------|
| White | 588 | 71% |
| Black | 203 | 25% |
| Am Indian | 16 | 2% |
| Asian | 13 | 2% |
| Unknown | 4 | 0% |
| Ethnicity | | |
| Hispanic | 216 | 26% |
| TOTAL | 824 | 100% |

| Race | Total | % of Total |
|--------------|------------|-------------|
| White | 190 | 70% |
| Black | 68 | 25% |
| Am Indian | 6 | 2% |
| Asian | 5 | 2% |
| Unknown | 1 | 0% |
| Ethnicity | | |
| Hispanic | 41 | 15% |
| TOTAL | 270 | 100% |

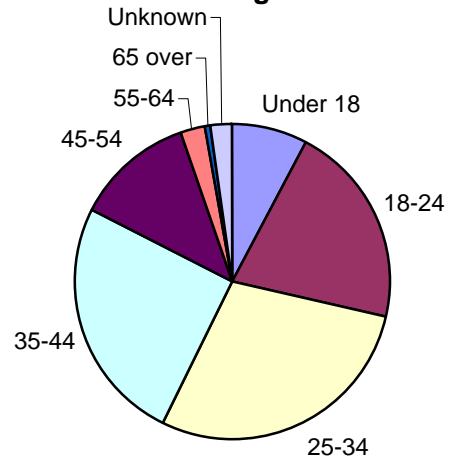
| Injuries | Total | Medical | Total |
|------------|-------|----------|-------|
| Minor | 143 | 1st Aid | 17 |
| Moderate | 12 | Hospital | 19 |
| No Visable | 494 | None | 420 |
| Severe | 14 | Refused | 295 |

| Injuries | Total | Medical | Total |
|------------|-------|----------|-------|
| Minor | 62 | 1st Aid | 14 |
| Moderate | 4 | Hospital | 12 |
| No Visable | 158 | None | 123 |
| Severe | 0 | Refused | 109 |

| | Total |
|----------------------------|-------|
| Alcohol/Drug Use Suspected | 344 |
| DV Card Given | 26 |
| PO in Effect | 8 |
| Arrested | 337 |

| | Total |
|----------------------------|-------|
| Alcohol/Drug Use Suspected | 89 |
| DV Card Given | 26 |
| PO in Effect | 0 |
| Arrested | 140 |

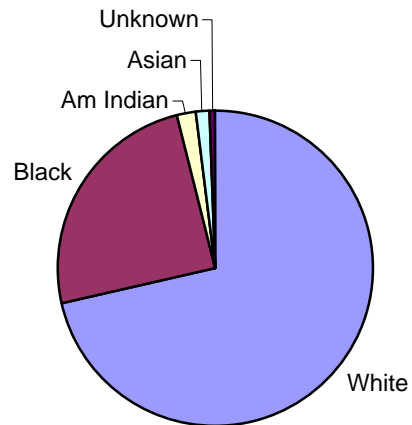
Male Offenders Age Breakdown



MALE OFFENDER

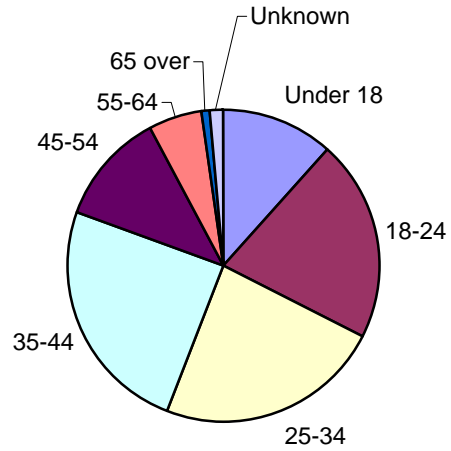
| Age | Total | % of Total |
|--------------|------------|-------------|
| Under 18 | 65 | 8% |
| 18-24 | 174 | 21% |
| 25-34 | 240 | 29% |
| 35-44 | 211 | 25% |
| 45-54 | 102 | 12% |
| 55-64 | 20 | 2% |
| 65 over | 6 | 1% |
| Unknown | 18 | 2% |
| TOTAL | 836 | 100% |

Male Offenders Race Breakdown



| Race | Total | % of Total |
|--------------|------------|-------------|
| White | 588 | 71% |
| Black | 203 | 25% |
| Am Indian | 16 | 2% |
| Asian | 13 | 2% |
| Unknown | 4 | 0% |
| Ethnicity | | |
| Hispanic | 216 | 26% |
| TOTAL | 824 | 100% |

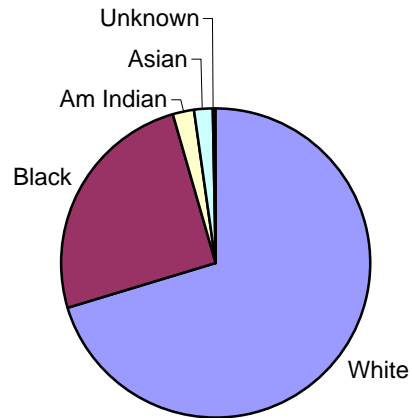
Female Offenders Age Breakdown



FEMALE OFFENDER

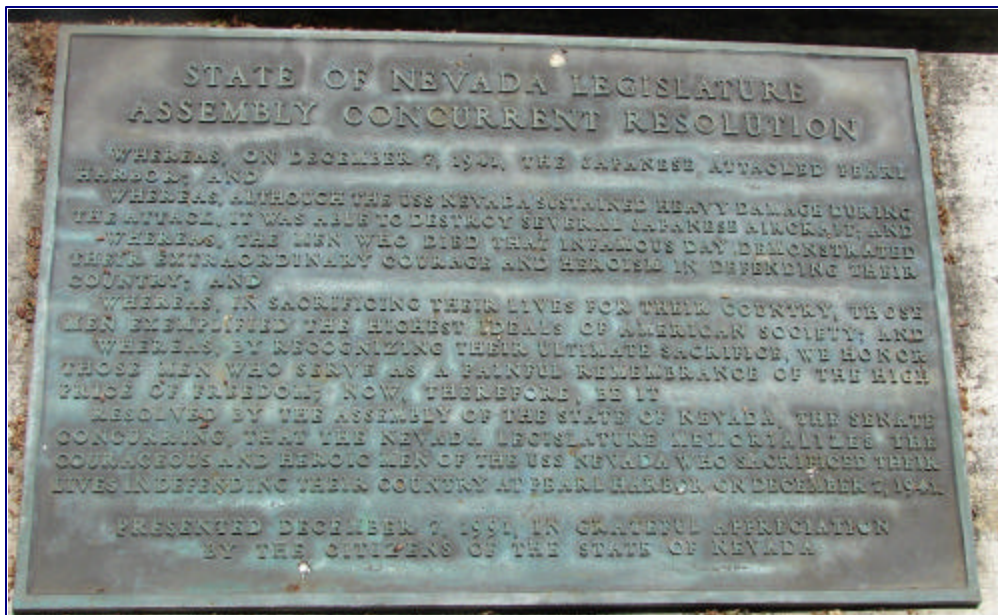
| Age | Total | % of Total |
|--------------|------------|-------------|
| Under 18 | 33 | 12% |
| 18-24 | 58 | 21% |
| 25-34 | 66 | 23% |
| 35-44 | 69 | 25% |
| 45-54 | 33 | 12% |
| 55-64 | 16 | 6% |
| 65 over | 2 | 1% |
| Unknown | 4 | 1% |
| TOTAL | 281 | 100% |

Female Offenders Race Breakdown



| Race | Total | % of Total |
|--------------|------------|-------------|
| White | 190 | 70% |
| Black | 68 | 25% |
| Am Indian | 6 | 2% |
| Asian | 5 | 2% |
| Unknown | 0 | 0% |
| Ethnicity | | |
| Hispanic | 41 | 15% |
| TOTAL | 270 | 100% |

Temporary Protection Orders



USS Nevada Battleship Memorial located between the Nevada State Library and Archives and the Capitol, Carson City, Nevada. The only battleship to be able to get underway during the Pearl Harbor raid, December 7, 1941. Presented by the citizens of Nevada, December 7, 1991.



The following pages will describe and summarize temporary and extended protection orders issued in the State of Nevada for the calendar year of 2006. These reports are broken down to show which orders were granted to men and to women. Also included is a listing of those orders that included custody of a minor child.

Definitions:

Temporary Protection Orders:

Can be granted within 24 hours of receiving the application and in effect up to 30 days or until scheduled court hearing.

Modified Temporary Protection Orders:

These are temporary protection orders that have been modified by the courts since their original issuing.

Extended Protection Orders:

Awarded only after a hearing before a judge and in effect for up to one year.

Modified Extended Protection Orders:

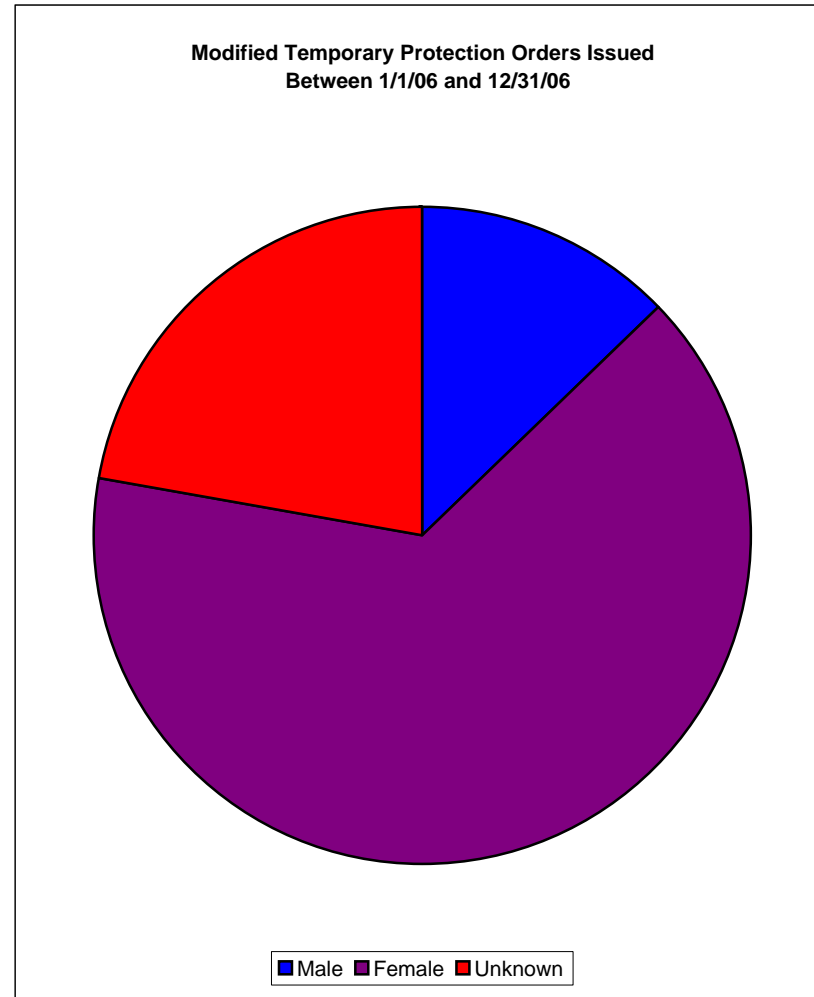
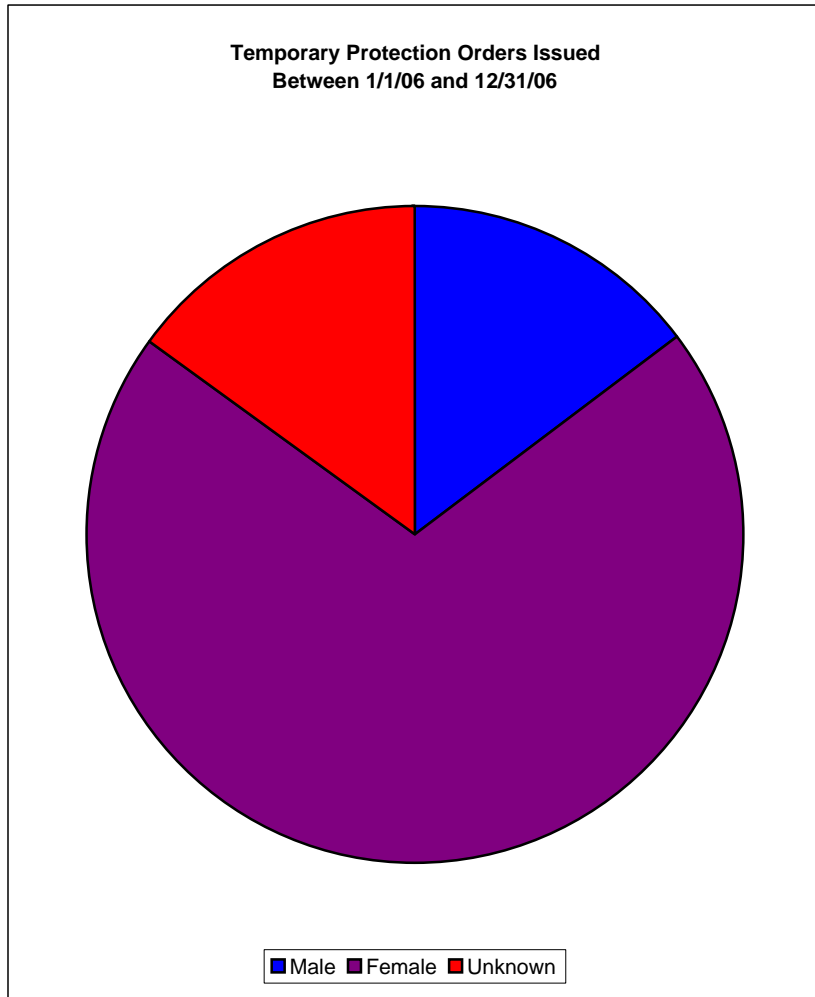
These are extended protection orders that have been modified by the courts since their original issuing.

Any of the above orders can also include a grant of temporary custody of a minor child.

Please note that on the graphs you will see gender described as male, female, and unknown. Unknown includes those who entered unknown on the application, or those that did not complete the gender portion of the application.

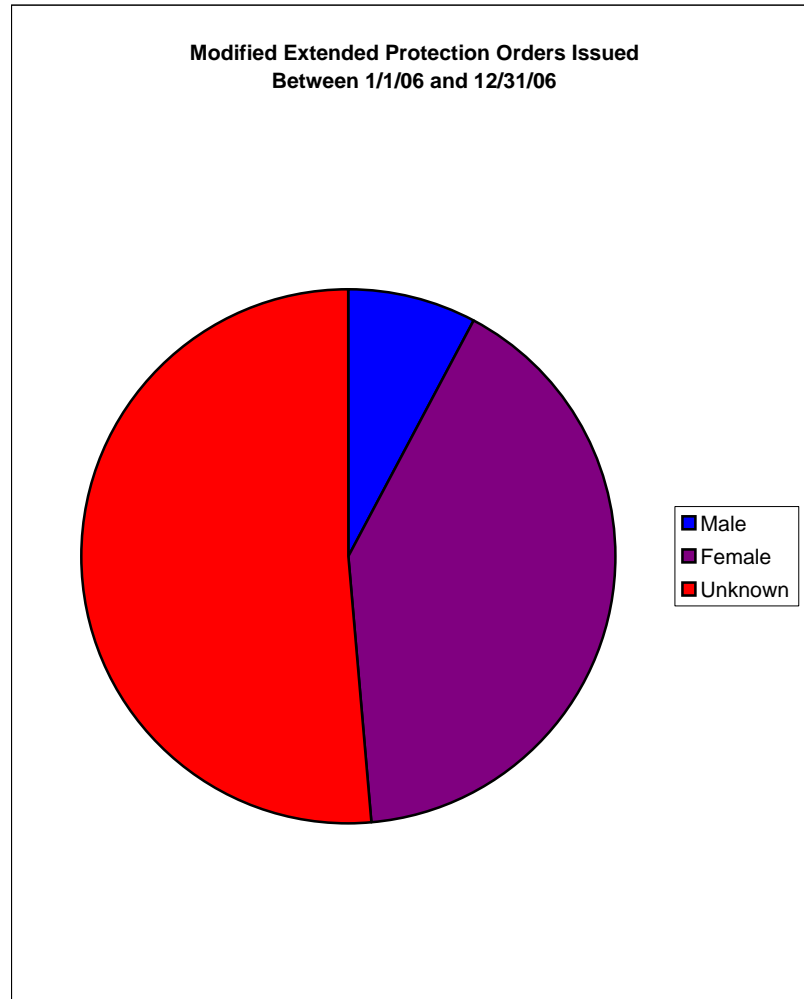
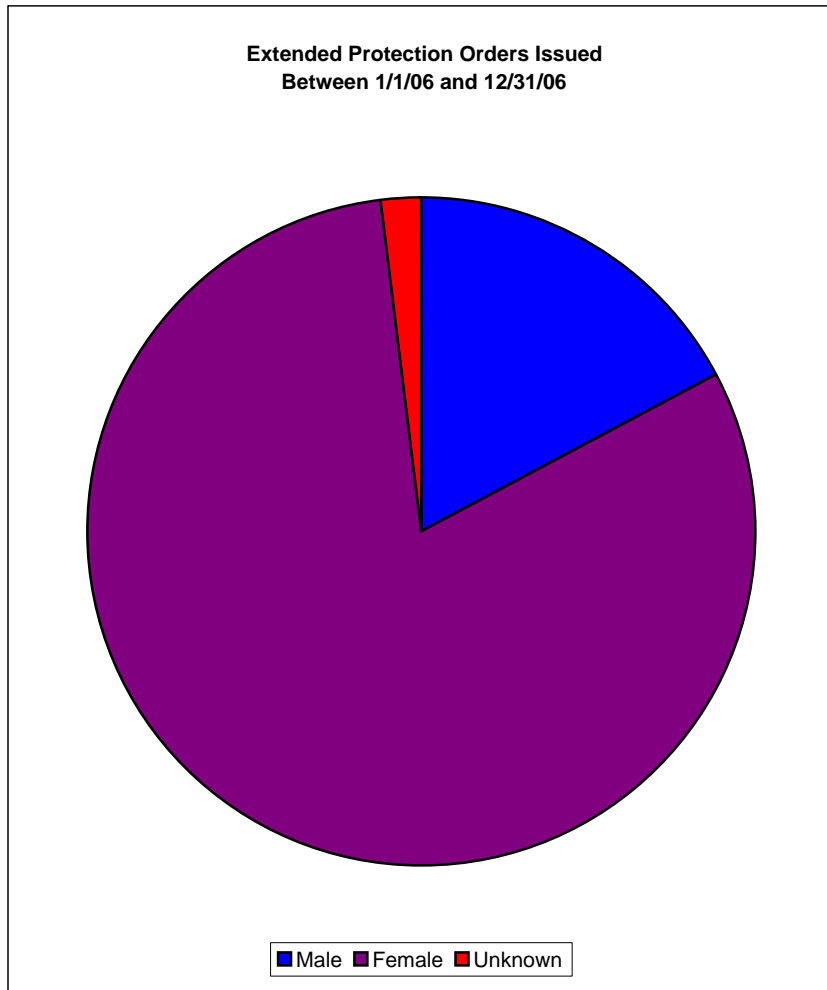
| Temporary Protection Orders | | | |
|-----------------------------|--------|---------|--------------|
| Male | Female | Unknown | Total |
| 1965 | 9439 | 2023 | 13427 |

| Modified Temporary Protection Orders | | | |
|--------------------------------------|--------|---------|-------------|
| Male | Female | Unknown | Total |
| 193 | 973 | 333 | 1499 |



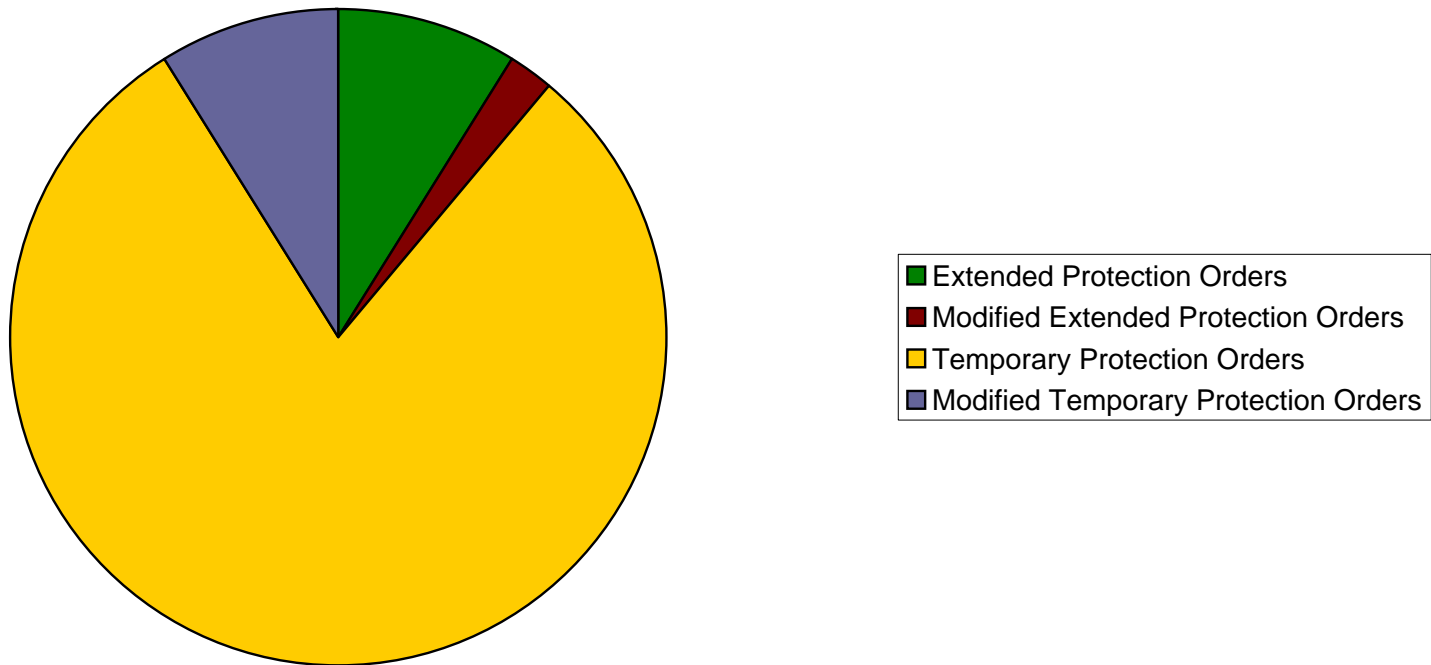
| Extended Protection Orders | | | |
|----------------------------|--------|---------|-------------|
| Male | Female | Unknown | Total |
| 262 | 1218 | 30 | 1510 |

| Modified Extended Protection Orders | | | |
|-------------------------------------|--------|---------|------------|
| Male | Female | Unknown | Total |
| 26 | 138 | 174 | 338 |

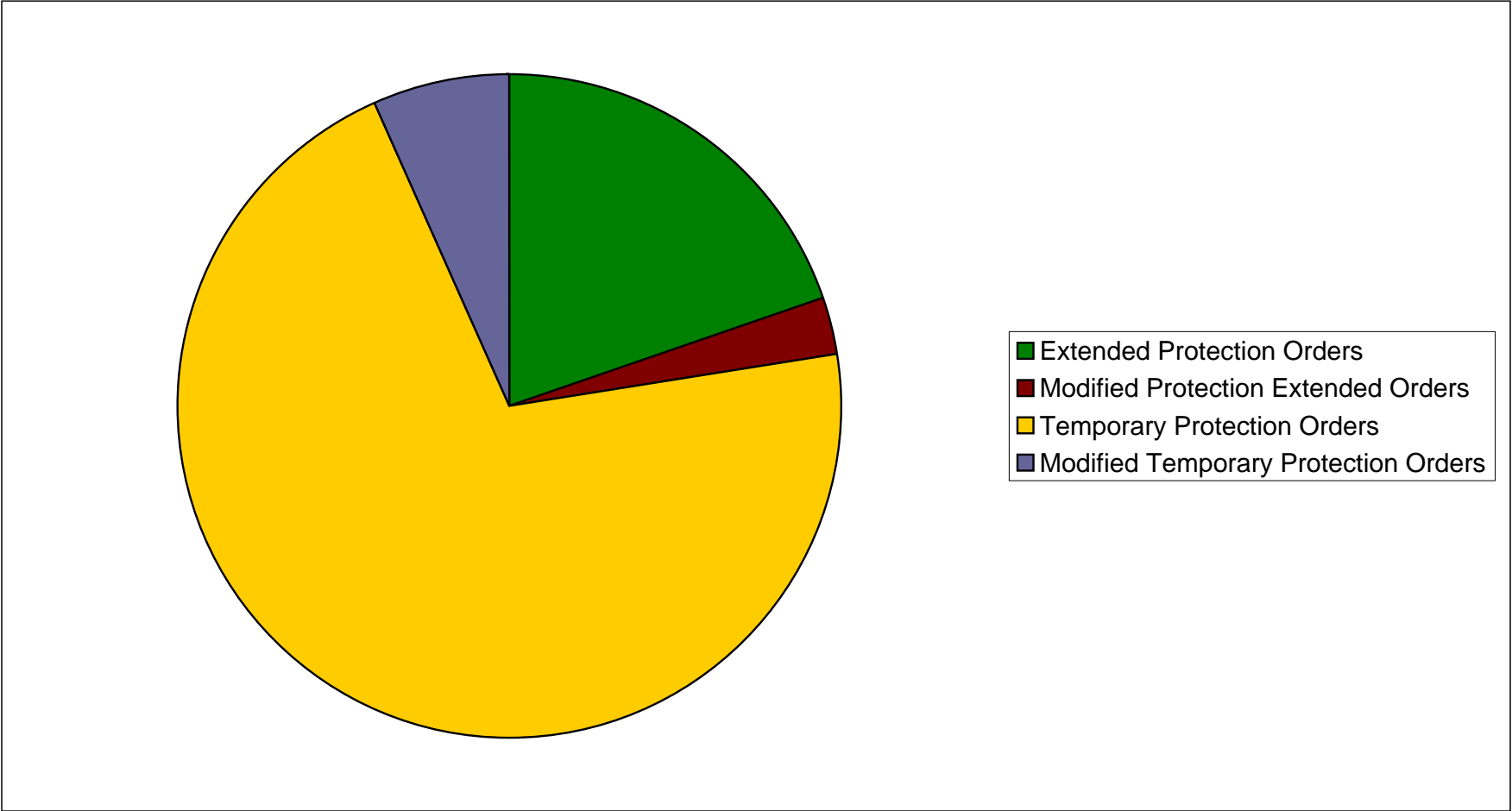


| Percentage Breakdown of Protection Orders Issued Between 1/1/06 and 12/31/06 | | | | | |
|--|----------------------------|-------------------------------------|-----------------------------|--------------------------------------|----------------|
| | Extended Protection Orders | Modified Extended Protection Orders | Temporary Protection Orders | Modified Temporary Protection Orders | Total |
| Total Orders Issued | 1510 | 338 | 13427 | 1499 | 16774 |
| Percentage of Orders Issued | 9% | 2% | 80% | 9% | 100.00% |

Types of Protection Orders Issued Between 1/1/06 and 12/31/06



| Protection Orders Issued That Include a Grant of Temporary Custody of a Minor Child | | | | |
|---|-------------------------------------|-----------------------------|--------------------------------------|-------------|
| Between 1/1/06 and 12/31/06 | | | | |
| Extended Protection Orders | Modified Protection Extended Orders | Temporary Protection Orders | Modified Temporary Protection Orders | Total |
| 409 | 60 | 1476 | 137 | 2082 |



| Comparison of Protection Orders Issued and Orders Issued With a Grant of Temporary Custody of a Minor Child | | | | | |
|---|----------------------------|-------------------------------------|-----------------------------|--------------------------------------|--------------------------------|
| Between 1/1/06 and 12/31/06 | | | | | |
| | Extended Protection Orders | Modified Extended Protection Orders | Temporary Protection Orders | Modified Temporary Protection Orders | Total Protection Orders Issued |
| Total Orders Issued | 1510 | 338 | 13427 | 1499 | 16774 |
| Orders With Temporary Custody | 409 | 60 | 1476 | 137 | 2082 |
| Percentage of Orders With Grants | 27.09% | 17.75% | 10.99% | 9.14% | 12.41% |

