

# Crime and Justice In Nevada 2004



Department of Public Safety  
State of Nevada


# Crime & Justice in Nevada

2004

State of Nevada

Department of  
Public Safety

# Department of Public Safety



Director George Togliatti

**VISION:** To be the premiere agency providing advanced law enforcement and public safety services to the citizens of Nevada. To support and empower DPS employees by encouraging diversity, results-oriented service, productivity and opportunities for meaningful career growth. The DPS is committed to achieving the highest standards of excellence through comprehensive training programs, progressive technology, federal-state-local partnerships and interagency cooperation to ensure the safety of all citizens and visitors in Nevada.

**MISSION STATEMENT:** In partnership with the people of Nevada, the Department of Public Safety provides services in support of protecting our citizens and visitors by promoting safer communities through prevention, preparedness, response, recovery, education, and enforcement.



**STATE OF NEVADA**  
**DEPARTMENT OF PUBLIC SAFETY**

Kenny C. Guinn, Governor

George Togliatti, Director  
Department of Public Safety

Major Bob Wideman, Chief  
Records and Technology Division

Lieutenant Brian Sanchez, Interim Manager  
Records and Identification Bureau



**Kenny C. Guinn**  
Governor



**George Togliatti**  
Director

## Records and Identification Bureau

808 West Nye Lane  
Carson City, Nevada 89703  
Telephone (775) 687-1600  
[www.dps.nv.gov](http://www.dps.nv.gov)

## FORWARD

The Nevada Department of Public Safety presents the eleventh annual report of *Crime and Justice in Nevada 2004*.

The information contained in this report is used by members of the criminal justice community, legislators, city and county planners, advocacy groups, the media, academicians and the citizens of our state to analyze crime. The report is one of many excellent examples of the collaboration between our state, county, city and campus law enforcement agencies.

We wish to express our great appreciation to each agency for their dedication in collecting this data, in analyzing it for accuracy and reasonableness, and the timeliness in which they provided it to the Department of Public Safety.

Collecting, analyzing and distributing these statistics plays a major role in the evaluation of the data. This publication is dependent upon the accurate and timely information we receive from law enforcement communities throughout Nevada.

As the state continues to experience the largest population growth in the nation, we recognize Nevada law enforcement for their efforts in keeping Nevada's visitors and residents safe. If you have any questions or comments regarding this publication, please contact the Department of Public Safety, Uniform Crime Reporting Unit at (775) 687-1600. This publication is available on-line at [www.dps.nv.gov](http://www.dps.nv.gov).



Major Robert Wideman  
Records & Technology

Capitol Police . Criminal Justice Assistance . Division of Emergency Management . Emergency Response Commission  
State Fire Marshall . Nevada Division of Investigation . Nevada Highway Patrol . Office of Traffic Safety.  
Parole and Probation . Public Safety Technology . State Board of Parole Commissioners . Training Division

# **CRIME AND JUSTICE IN NEVADA**

## **ACKNOWLEDGMENTS**

The Nevada Department of Public Safety, Nevada Highway Patrol, would like to express its appreciation to the following personnel for their involvement with the Nevada UCR Program

### **NEVADA STATE UCR PROGRAM**

#### **UCR Advisory Committee Members**

David Hosmer, Chairman  
Department of Public Safety

Judge Connie J. Steinheimer  
District Court Judges Association

Judge Edward R. Johnson  
Justice and Municipal Court Judges Association

Sheriff Neil B. Harris  
Elko County Sheriff's Office

Dick McKee, Deputy Chief  
Las Vegas Metropolitan Police Department

Noel S. Waters  
District Attorney's Association

Dr. Ken Peak  
University of Nevada, Reno  
Criminal Justice Department

Director Ron Titus  
Administrative Office of the Courts

#### **UCR Technical Subcommittee**

Ms. Kathie Heath, Chairman  
Carson City Sheriff's Department

Ms. Peggy Stewart  
Elko County Sheriff's Office

Ms. Tracy Lang, Co-Chairman  
Las Vegas Metropolitan Police Department

Ms. Eva Tregellas  
Humboldt County Sheriff's Office

Ms. Debbie Thompson  
Reno Police Department

Ms. Barbara J. Telles  
North Las Vegas Police Department

Ms. Cindy Miles  
Henderson Police Department

**Tenna Herman, UCR Program Supervisor**  
**Trina Hanzlik, Administrative Assistant II**

**Phyllis J. Yancey, Administrative Assistant II (Retired March 2005)**

# APPRECIATION

The success of the Nevada Uniform Crime Reporting Program hinges on the complete, accurate and timely participation of all of Nevada's law enforcement agencies. The program was established with the support of criminal justice and law enforcement agencies statewide in July of 1991 (NRS 179A.078).

Although responsibility for actual development and execution of the program was vested in the Nevada Department of Public Safety, the individuals at the municipal, county and state levels who submit the raw data are the entities ultimately critical to viability. Accordingly, we recognize the following dedicated people.

**Sandy Anderson**

Boulder City Police Department

**Darla Hoadley**

Carlin Police Department

**Becky Neep**

Carson City Sheriff's Office

**LaRonda Atchison**

Churchill County Sheriff's Office

**Robert Giles**

Clark County School District PD

**Linda Woolard**

Douglas County Sheriff's Office

**Peggy Stewart**

**Judy Smith**

Elko County Sheriff's Office

**Kerry Edson**

Elko Police Department

**Sgt. Michelle Knight**

Esmeralda County Sheriff's Office

**Joyce Jeppersen**

Eureka County Sheriff's Office

**Glenda Dockery**

Fallon Police Department

**Cindy Miles**

Henderson Police Department

**Darlene Thon**

Humboldt County Sheriff's Office

**Linda Fisher**

Lander County Sheriff's Office

**Sgt. John Stever**

Lincoln County Sheriff's Office

**Laura Richardson**

Lovelock Police Department

**Ben Hoge**

Las Vegas Fire Department

**Charlene Johnson**

Las Vegas Metropolitan PD

**Shelley Bristol**

Lyon County Sheriff's Office

**Doug Smaellie**

Mesquite Police Department

**Bryn Skvarna**

Mineral County Sheriff's Office

**Olga Garro**

Nevada Division of Investigations

**Judy Lampshire**

NHP Headquarters - Carson City

**Lisa Angelone**

NHP Region I - Las Vegas

**Sue Merron**

NHP Region II - Reno

**George MacIntosh**

NHP Region III - Elko

**Elizabeth Puga**

**Denise Scharff**

**Luz Mendez**

North Las Vegas Police Department

**Georgiana Barnwell**

**Ray Robert**

Nye County Sheriff's Office

**Chad Odegaard**

Pershing County Sheriff's Office

**Debbie Thompson**

Reno Police Department

**Debbie Bartley**

Sparks Police Department

**Monique Cruse**

Storey County Sheriff's Office

**Kaylene Brady**

TMCC Police Department

**James Morrow**

UNLV Police Department

**Jeanne Ohlson**

UNR Police Department

**Terry Bartek**

Washoe County School District PD

**Maureen Thomas**

**Wanda Cockayne**

Washoe County Sheriff's Office

**Bobbie Bostock**

West Wendover Police Department

**Sgt. Mike Francone**

**Sgt. Mike Stolk**

White Pine County Sheriff's Office

**Nancy Johnson**

Winnemucca Police Department

**Helen Sturtevant**

Yerington Police Department

# AUTHORITY

The Sixty-Sixth Session of the 1991 Nevada Legislature created a Uniform Crime Reporting Program within the Nevada Highway Patrol.

## **NRS 179A.078**

### **Uniform program for reporting crimes; advisory committee to assist in establishing and carrying out program.**

1. The director of the department shall establish within the central repository, a uniform program for reporting crimes which is designed to collect statistical data relating to crime or delinquency of children and to facilitate the collection and analysis of statistical data relating to crime at a central location.
2. To assist in establishing and carrying out the program required by subsection 1, the director shall establish an advisory committee consisting of eight members selected by the director. The committee must be composed of:
  - (a) One member who represents an association of district judges in this state;
  - (b) One member who represents an association of justices of the peace and judges of municipal courts in this state;
  - (c) One member who represents an association of district attorneys in this state;
  - (d) One member who represents a law enforcement agency located in a county whose population is less than 400,000;
  - (e) One member who represents a law enforcement agency located in a county whose population is 400,000 or more;
  - (f) One member who represents the Nevada highway patrol;
  - (g) One member who represents the University and Community College System of Nevada and has knowledge of the criminal justice system; and
  - (h) One member who represents the office of court administrator.
3. The members of the advisory committee are not entitled to receive compensation while engaged in the business of the advisory committee.
4. A member who is selected to fill a vacancy must possess the same general qualifications as his predecessor in office.



# NEVADA



## Legend

- Contributing Law Enforcement Agency
- ★ State Capitol

# COUNTIES

# TABLE OF CONTENTS

Introduction .....	8
Crime Factors .....	8
Potential Uses of UCR Data .....	9
Reporting Procedure .....	10
Hierarchy Rule .....	12
Verification Procedure .....	12
Policy, Release of UCR Statistical Information .....	13
Profile, State of Nevada .....	14
Nevada Crime Clock .....	15
Crime in Nevada - Highlights .....	16
Nevada Index Crimes .....	18
Nevada Statewide Index Crimes .....	19
Statewide Index Crimes/Clearances .....	21
Total Index Crimes in Nevada, 1995-2004 .....	22
Total Index Crimes and Clearances by County and Month.....	23
Annual Crimes/Clearances Summary .....	24
Comparison of Crimes/Clearances .....	28
Index Crimes: Violent .....	31
Property .....	32
Murder .....	33
Rape.....	37
Robbery .....	40
Aggravated Assault.....	44
Burglary .....	47
Larceny-Theft .....	51
Motor Vehicle Theft .....	55
Arson .....	59
Clearance Rates .....	63
Arrest Data .....	65
Hate Crimes .....	139
Arrest Data - Drug & Liquor Violations .....	142
Stolen and Recovered Property Values .....	145
Enforcement Personnel Employment Data .....	151
Enforcement Personnel Assaults .....	153
Classification of Offenses .....	155
Calculation of Rates .....	162

\*The criminal statistics within this publication are only those criminal statistics reported to the Uniform Crime Reporting Program by the participating law enforcement agencies.

# INTRODUCTION

---

The Uniform Crime Reporting (UCR) Program is a nationwide cooperative effort of over 17,000 city, county, and state law enforcement agencies voluntarily reporting data on crime. The monthly contributions to Nevada's current program, with 37 local law enforcement agencies reporting full-time, represent a solid beginning in establishing an effective statewide criminal justice information system (CJIS). We invite remaining non-participating local law enforcement agencies to join their peers in this effort and to participate in this important program.

**Inquiries concerning Uniform Crime Reporting may be directed to:**

**Department of Public Safety  
Records and Technology Division  
Uniform Crime Reporting  
808 West Nye Lane  
Carson City, NV 89703  
Tel (775) 687-1600 x235**

Ideally, UCR data will eventually merge with that of the other major components of the criminal justice system (i.e., prosecutors, courts, and corrections) to form an integrated system for the exchange of vital management information. The availability of such data will enhance law enforcement's proactive response to crime and justice in Nevada. The Nevada Department of Public Safety has administered the UCR Program as a statewide, standardized method of collecting statistics on crime as it is reported to law enforcement. The UCR program also produces a reliable set of criminal statistics for use in law enforcement administration, operation, and management. Additionally, Nevada's statistics are forwarded monthly to the Federal Bureau of Investigation for inclusion in its annual report Crime in the United States.

We hope UCR data will be used over the years as a leading social indicator. With this annual report, Nevada's citizens can look to UCR as the primary information source on the nature and extent of crime in Nevada. Criminologists, sociologists, legislators, state and local planners, the media, and academicians can use the statistics for wide and varied research, planning, as well as for other applications.

## CRIME FACTORS

---

Statistics gathered under the Uniform Crime Reporting Program are submitted by the participating law enforcement agencies of Nevada and represent a spectrum of crime on statewide, county, and municipal levels. Awareness of the presence of unique variables is necessary if fair and equitable conclusions are to be drawn. These crime-influencing factors are present, to some degree, in every community and their presence affects, in varying degrees, the crime developments of the community. Comparison of crime figures between communities should not be made without first considering individual factors present in each community. Crime, as an outgrowth of society, remains a social problem of grave concern and the police are limited in their role as to its detection and suppression. As stated by the President's Commission on Law Enforcement and Administration of Criminal Justice in its report, The Challenge of Crime in a Free Society, (Page 92):

*But the fact that the police deal daily with crime does not mean that they have unlimited power to prevent it, or reduce it, or deter it. The police did not create and cannot resolve the social conditions that stimulate crime. They did not start and cannot stop the convulsive social changes that are taking place in America.*

*They do not enact the laws that they are required to enforce, nor do they dispose of the criminals they arrest. The police are only one part of the criminal justice system; the government is only one part of society. Insofar as crime is a social phenomenon, crime prevention is the responsibility of every part of society. The criminal process is limited to case-by-case operations, one criminal or one crime at a time.*

Following are some conditions that will, by type and volume, affect crime that occurs from place to place.

- Size and density of community population and the degree of urbanization in the surrounding area*
- Compositions of population with particular reference to youth concentration*
- Economic status of population, median income and job availability*
- Relative stability of population, including commuters, seasonal, and other transient types*
- Modes of transportation and area highway systems*
- Climate, including seasonal weather conditions*
- Cultural conditions such as educational, recreational, and religious characteristics*
- Standards governing appointments to the police force*
- Policies of prosecuting officials, the courts, correctional and parole/probation officials*
- Effective strength of law enforcement agencies*
- Attitude of the public toward reporting crime and participation in the prosecution of offenders*
- The administrative and investigative efficiency of local law enforcement agencies, including the degree of adherence to crime reporting standards*
- Organization and cooperation of adjoining and overlapping police jurisdictions*

The primary goal of the UCR program is to identify crime and related problems. Statistics in this publication should not be used to measure or to evaluate workloads and results of individual contributing departments. While most police agencies are collectively viewed as crime-fighting units, considerable independent research shows only a small portion of the workload of many departments is spent fighting crime. Because of other assigned duties, the peculiar cycle of crime and clearances, and different community factors that normally affect crime statistics, no conclusions regarding individual departments should be made without consulting directly with the agency being analyzed.

Crime rates in this publication are based on the resident population of the state and its subdivisions as established and published by the Nevada Department of Taxation and the Nevada State Demographer. Population estimates are revised annually. Seasonal population figures are too inaccurate and fluctuate too rapidly to be used in the determination of crime rates. Most Nevada communities experience rather wide seasonal population fluctuations due to the nature of the state's major industries, gaming and tourism. Accordingly, actual crime rates per thousand reported here may appear higher than might be expected for a community of comparable size without substantial fluctuations. This should not deter police administrators from using the data for planning and administrative purposes. Local seasonal population data is available which can be utilized for further statistical refinements.

Additionally, readers are cautioned not to make direct comparisons between crime rates reported for Nevada communities and those of communities of similar size in other states without first carefully analyzing and applying local modifying factors.

## **POTENTIAL USES OF UCR DATA**

---

The Nevada program is unique among similar state programs as it is dedicated to doing more than just gathering statistics. The program is dedicated to providing statistical support services to its contributors and to produce a variety of reports, or crime profiles, on an as-needed basis. These crime profiles will set the stage for extensive use of the data by police administrators and other criminal justice agencies.

Persons reading this report may ask, "How good are Uniform Crime Reports and how can they be used?" Initial responses that come to mind may be limited, but as the information is examined more closely, many and varied uses are discovered. Foremost is keeping the public informed as to the volume and nature of crime, that they may judge and act accordingly. In actuality, UCR is a multi-faceted vehicle of many uses. Here are a few, but by no means all such uses, as they relate to different groups and agencies.

### **Law Enforcement Contributors**

Administrative information relating to:

1. Budget - need and justification
2. Staffing - number needed relating to state average number of employees vs. population and crime rate
3. Department composition - Patrol, Administration, Jail, Laboratory, Detective Division, Juvenile
4. Identification of specific problem crimes

5. Disbursement of personnel and shifts in accordance with the crime picture of individual communities with avoidance of duplication of services in cases of concurrent jurisdiction
6. Training - according to crime problem prioritization
7. Equipment procurement - by justified need
8. Selective enforcement - by crime volume, particular times, and seasons through UCR information
9. Crime Profiles - identification of problems unique to individual communities
10. Long-range Planning - as anticipated by crime trends

### **Governor and Legislature**

1. Broad, accurate picture of crime in Nevada by location, volume, type, and rate, as reported and derived from records of all participating enforcement agencies
2. Guide to valid funding needs of special interest groups and their requests for funding of the same
3. Need for more or fewer specialized programs
4. Identification of crime trends and their relationship(s) to training, courts, corrections, and other criminal justice agencies
5. Identification of various social problems relating to drugs, alcohol, juveniles and rehabilitation
6. Effectiveness of various social programs related to drugs, alcohol, juveniles and rehabilitation

### **Courts - Prosecution**

1. Valuable general research information on crimes within the areas being served
2. Crime trend information
3. Identification of specific crimes to be considered in the prosecutorial and judicial processes

### **Press**

A factual source for use in reporting crime and socially-related problems

### **Social Agencies**

1. Identification of problem areas for concentration of remedial activities
2. Application for general evaluation of program effectiveness

### **Educational Institutions**

Educators at all levels can use UCR data for various studies, budget preparation, and planning.

The above listed are a few possible uses, undoubtedly many more exist. The larger the UCR database becomes, the clearer its value will become. Since effective problem solving begins with problem identification, UCR will continue to be meaningful for years to come.

Nevada UCR believes the data provided here can serve as a catalyst for some departments to establish modern record systems for the first time. With other agencies it may spur emplacement of needed system upgrades. This will enable administrators at the chief and sheriff levels to be able to take a renewed look at their departments, potentially effecting beneficial internal operational changes. Awareness by subordinate personnel that their reports and arrest information are being used, not just filed away, will result in better and more comprehensive reporting. Finally, the periodic release of crime information to the general public will keep the crime problem in its proper perspective.

## **REPORTING PROCEDURE**

---

In Nevada's Uniform Crime Reporting Program, contributing law enforcement agencies are wholly responsible for compiling their own crime reports and submitting them to the Uniform Crime Reporting Section of the Records and Technology Division in Carson City. The UCR Section, to maintain data quality and uniformity, furnishes to the contributing agencies continuous training and instruction in Uniform Crime Reporting procedures. All contributors are also given data submission guidelines, report forms, and a State of Nevada UCR Guide that outlines, in detail, procedures to score and to classify offenses. The guide illustrates and discusses the monthly and annual report forms.

A centralized record system is vital to the sound operation of any law enforcement agency. It is an essential element for crime reporting. Trained UCR personnel at the state level assist contributors in following established reporting procedures.

Law enforcement agencies (state, county and municipal) report the number of offenses that become known to them in the following crime categories:

- 1. Criminal Homicide**
  - a. Murder and Non-Negligent Manslaughter
  - b. Manslaughter by Negligence (not an index crime)
- 2. Forcible Rape**
  - a. Rape by Force
  - b. Attempts to Commit Forcible Rape
- 3. Robbery**
  - a. Firearm
  - b. Knife or Cutting Instrument
  - c. Other Dangerous Weapon
  - d. Strong-Arm (Hands, Fists, Feet, etc.)
- 4. Assault**
  - a. Firearm
  - b. Knife or Cutting Instrument
  - c. Other Dangerous Weapon
  - d. Hands, Fists, Feet, etc, Aggravated
  - e. Hands, Fists, Feet, Not Aggravated (not an index crime)
- 5. Burglary**
  - a. Forcible Entry
  - b. Unlawful Entry - No Force
  - c. Attempted Forcible Entry
- 6. Larceny-Theft (except motor vehicle theft)**
- 7. Motor Vehicle Theft**
  - a. Autos
  - b. Trucks and Buses
  - c. Other Vehicles
- 8. Arson**

In addition, the agencies submit the number of arrests recorded, by sex and age, for 21 other "Part II" offenses. Descriptions of these offenses are provided under the offense classification section.

Another facet of the UCR Program involves the collection of "hate crimes". In 1990, the President of the United States signed into law the "Hate Crime Statistics Act of 1990". The data identifies crimes that manifest evidence of prejudice based on race, religion, sexual orientation, ethnicity, and physical or mental disabilities.

Whenever complaints of crime are determined through investigation to be unfounded or false, they are subtracted from the actual count. The number of "actual offenses known" in these crime categories is reported to the Nevada UCR Section whether or not anyone is arrested for the crime; the stolen property is recovered; prosecution is undertaken; or any other restrictive consideration is in effect.

Other data configurations which contributing agencies tally through the UCR system are as follows:

- Number of crimes cleared by arrest or exceptional means
- Number of crimes cleared involving persons under age 18
- Number of enforcement officers killed or assaulted
- Type and value of property stolen and recovered

- Number of arrests for all criminal acts (except traffic violations), broken out by arrestee age, sex and race
- Number of sworn and civilian enforcement personnel employed by agency type

## **HEIRARCHY RULE**

---

The experience of law enforcement agencies handling UCR data shows that, for the most part, offenses of law occur singly as opposed to many being committed simultaneously. In these single-offense situations, it must be decided whether the crime was one of the Index Offenses, and if so, it is scored accordingly. However, if several offenses are committed at the same time by a person or a group of persons, a different approach must be used in classifying and scoring. As a general rule, a multiple-offense situation requires classification of each of the offenses and identification of those that are Part I crimes. The Part I offenses involved must then be located within their ranked list, which goes from most to least priority. The offense, which is highest on the list, is scored. The other offenses involved in the incident are ignored. The Hierarchy Rule, which requires counting only the highest offense on the list and ignoring all others, applies only to crime reporting and does not affect the number of charges for which the defendant may be prosecuted in the courts.

## **VERIFICATION PROCEDURE**

---

Data uniformity and accuracy is of primary concern under this program. With coverage of approximately 37 reporting jurisdictions within the State of Nevada, the problems with attaining uniformity are apparent. Issuance of instructions and training of personnel within contributing agencies does not complete the role of the UCR Section. It is standard operating procedure to examine each incoming report for mathematical accuracy and completeness.

Clearance factors, recovery rates, and other elements are scrutinized and changes are suggested to the contributors where needed. In the instance of minor mathematical corrections, the contributing agency is either contacted by mail, fax, telephone, e-mail or in-person visitations made by qualified UCR Program personnel.

The possibility of report duplication requires constant verification through internal consistency checks. If duplication is suspected, the contributing agency is immediately contacted and the matter is resolved in accordance with guidelines. Continual analysis of reports is ongoing to assist contributors, and to maintain the quality necessary for a factual and successful program. In addition, an FBI Quality Assurance Group periodically visits contributors to cooperatively assist in necessary auditing of records and reporting methods.

Regardless of the extent of the quality control process employed by the Uniform Crime Reporting Section, the accuracy of the data assembled under this program depends on the sincere effort exerted by each contributor to meet the necessary standards of reporting. We are especially grateful to the UCR support staff in each contributing agency for their diligence and persistence, and for their constant attention to reporting policies and procedures.

# STATEMENT OF POLICY FOR RELEASE OF UCR STATISTICAL INFORMATION

---

The following policies provide guidance concerning the release of UCR statistical information. All information to be released is approved by senior staff prior to being released.

1. Nevada UCR will publish reports reflecting crime in the state. The annual report will be distributed without charge to the governor, the state library, members of the legislature, the attorney general, law enforcement agencies and any agency or committee dedicated to law enforcement or criminal justice work. The report is available on a computer CD by request, or on the Criminal History Repository website.
2. UCR statistical monthly reports will be submitted to each participating agency. They will also be available on the web at [www.nvrepository.state.nv.us](http://www.nvrepository.state.nv.us).
3. Information contained in the published annual report may be released via telephone, letter, etc., to any interested party.
4. All requests for unpublished information should be directed, by letter, to the UCR Program Supervisor. These special requests will be honored only for the current reporting year.
5. Law enforcement agencies may receive interim, unpublished, specialized reports germane to their agency upon request.



# PROFILE OF THE STATE OF NEVADA

---

This profile is presented to provide some general knowledge and facts about the State of Nevada. The information might assist users of this publication in understanding the environment in which reported crime incidence and arrest data occurred.

## NEVADA FACTS AND FIGURES

---Nevada is the seventh largest state in the United States, covering 110,540 square miles. The state's long western border is shared with California, the most populous state in the Union. On its northern and eastern borders are the states of Oregon, Idaho, Utah, and Arizona. The state's longest distance from the northwest corner to the southern tip is approximately 600 miles. At the widest point it is nearly 350 miles.

---Nevada consists of seventeen counties, ranging in size from 153 square miles for the state capital of Carson City to over 18,000 square miles for Nye County, one of the largest counties in the United States.

---The geography of the state consists of rugged desert and mountain terrain, with the highest mountain peak (Boundary Peak in Esmeralda County) having an elevation of 13,146 feet above sea level and the lowest point on the Colorado River having an elevation of 490 feet.

---Nevada has a four-season climate, with wide variations between its northern and southern latitudes. Low temperatures in the north can go well below zero in the winter months, while high temperatures in the south can climb well over 100° Fahrenheit in the summer. It is the most arid state in the country, receiving an average of less than ten inches of precipitation annually.

---Of Nevada's total land area, 85.3% is controlled by the federal government. State and local governments control .3% and 1.6% falls under the jurisdiction of 22 American Indian Reservations. The United States military, which has a significant presence, has also reserved large areas.

---Nevada's population increased by over 54% between 1980 and 1990 (from 800,508 to 1,236,130) and by 60.0% from 1990 to 2000 (1,236,130 to 2,065,610). In July 2004 we had a state population of 2,410,769 (up 16.70% since 2000). The state has experienced the fastest rate of growth in the nation for the past several years. Due to these tremendous long-term increases, several communities have been hard-pressed to provide necessary infrastructures. This trend is expected to continue, although at a slightly lower rate. Despite this growth, Nevada remains one of the most sparsely populated states, with about 22 people per square mile. Fully 87% of the state's total population is located in the counties of Clark (1,715,337 – 71%) and Washoe (383,453 – 16%).

---The Nevada State Demographer-University of Nevada, Reno, estimates the following population composition for Nevada in 2004: White, 63.10%; Hispanic, 22.50%; African Americans, 6.97%; Asian, Pacific Islanders, 6.09%, American Indians, Eskimo, Aluet 1.34%. Age 5, 1.39%, Ages 6-18, 17.84%, Ages 19-64, 62.25% and ages 55 and over, 11.30%. Males, 50.74%, and Females, 49.26%.

---Tourism and gaming are the state's largest industries. The gaming industry generated revenue of \$10,560,832,000 in 2004. Approximately 50,549,455 people visited in 2004. These and other interesting statistics are available at [www.travelnevada.com](http://www.travelnevada.com) in the section of "news," under "discover the facts". Of concern to Nevada is the rapid spread of gaming to other states and Indian reservations. The Las Vegas area has responded by expanding and building huge "destination" or "theme" resorts, catering to a broader spectrum of interests.

---This is a substantial ongoing effort to diversify Nevada's economy. Over the past decade, hundreds of out-of-state firms have relocated to Nevada and thousands of new businesses have opened.

---Nevada is the largest gold producer in the United States and ranks in the top ten in the world. The bulk of this mining boom has occurred within the past fifteen years and has primarily taken place in the rural northern part of the state.

# Carson City Sheriff's Office



Sheriff Kenny Furlong

The mission of the Carson City Sheriff's Department is to accomplish the delivery of police services and perform the many other duties imposed by law. Located at, 901 East Musser Street, Carson City Nevada, Phone: 775-887-2500

[www.carson-city.nv.us/departments/sheriff/sheriff.htm](http://www.carson-city.nv.us/departments/sheriff/sheriff.htm)



# NEVADA CRIME CLOCK - 2004 HIGHLIGHTS

One  
**INDEX CRIME OFFENSE**  
every 4 minutes, 38 seconds

One  
**VIOLENT CRIME**  
every 36 minutes, 32 seconds

One  
**PROPERTY CRIME**  
every 5 minutes, 19 seconds



One  
**MURDER**  
every 2 days, 1 hours

One  
**BURGLARY**  
every 22 minutes, 43 seconds

One  
**RAPE**  
every 9 hours, 11 minutes

One  
**LARCENY**  
every 10 minutes, 1 seconds

One  
**ROBBERY**  
every 1 hour, 47 minutes

One  
**MOTOR VEHICLE THEFT**  
every 23 minutes, 13 seconds

One  
**AGGRAVATED ASSAULT**  
every 1 hour, 3 minutes

One  
**ARSON**  
every 12 hours, 40 minutes

*The crime clock should be viewed with care. Being the most aggregate representation of UCR data, it is designed to convey the annual reported crime experience by showing the relative frequency of occurrence of the Index Offenses. This mode of display should not be taken to imply regularity in the commission of the offenses; rather, it represents the annual ratio of crime to fixed time intervals.*

# **CRIME IN NEVADA 2004 - HIGHLIGHTS**

---

## **CRIME RATE**

The Nevada Crime Rate is based on the occurrence of an index offense per 1,000 residents of the state. Municipal and county rates are based on their individual populations. The state crime rate for 2004 was 46.99 per 1,000. The comparable rate for 2003 was 48.12. The state population utilized was 2,410,769, the latest available estimate for 2004 from the State Demographer, Bureau of Business and Economic Research, University of Nevada, Reno.

## **INDEX OFFENSES**

Law Enforcement reported 113,289 Index Offense in 2004--an increase of 2,769 offenses (2.5%) from the 110,520 offenses reported in 2003. Nevada's ten-year average for total index offenses (1995-2004) was 97,554.

## **VIOLENT CRIMES**

Murder, rape, robbery and aggravated assault make up the "violent crimes" category. Violent crimes as a group increased by 576 offenses from 2003 for a 4.2% increase. During 2004 violent crimes totaled 14,387. The 2003 total was 13,811. Violent crimes accounted for 12.7% of all reported Index Crimes (12.5% in 2003) and displayed a crime rate of 6.0 per 1,000 population. Nevada's ten-year average for violent crimes (1995-2004) was 12,725.

## **PROPERTY CRIMES**

Property crimes, consisting of burglary, larceny, motor vehicle theft, and arson increased in 2004 by 2,193 offenses (2.3%) from 2003. There were 98,902 offenses reported in 2004, with 96,709 experienced in 2003. Property crimes accounted for 87.3% of all index crimes in 2004, with a crime rate of 41.02 offenses per 1,000 population. Nevada's ten-year average for property crimes (1995-2004) was 81,785.

## **MURDER**

There were 180 murders committed in Nevada during 2004, down by 17 (-8.6%) from the 197 murders reported in 2003. Law enforcement cleared 83 murders this year (46.1%). Nevada's ten-year average for homicide offenses (1995-2004) was 180.

## **RAPE**

Forcible rapes increased by 83 during 2004. There were 954 offenses reported to enforcement in 2004, compared to 871 in 2003. Of the total, 776 were actual rapes, while 178 were classified as attempts. Nevada's ten-year average for rape offenses (1995-2004) was 914.

## **ROBBERY**

Robberies decreased by 187 offenses (-3.8%), from 5,215 in 2003 to 4,905 in 2004. Nevada's ten-year average for robbery offenses (1995-2004) was 4,835.

## **AGGRAVATED ASSAULT**

Nevada law enforcement reported 8,348 aggravated assaults during 2004, an increase of 820 (10.89%) from the 2003 figure of 7,528. In addition, there were 34,452 simple assaults in 2004. Nevada's ten-year average for aggravated assault offenses (1995-2004) was 6,796.

## **BURGLARY**

Burglary offenses increased in 2004 by 1,175 (5.1%) from the 2003 total of 21,962. The 23,137 burglaries in 2004 resulted in property loss totaling \$70,607,324. Burglaries represented 20.42% of all reported Index Offenses. Nevada's ten-year average for burglary offenses (1995-2004) was 19,829.

## **LARCENY**

The crime of larceny in Nevada for 2004 totaled 52,437, a -1.7% decrease from the 2003 figure of 53,325. Thefts from buildings represented 42.0% of all larceny crimes reported. Nevada's ten-year average for larceny-theft offenses (1995-2004) was 49,201.

## **MOTOR VEHICLE THEFT**

The number of motor vehicle thefts increased by 1,787 (7.9%) during 2004, from 20,849 in 2003 to 22,636. Nevada's ten-year average for motor vehicles stolen (1995-2004) was 15,151.

## **ARSON**

Arson was added to the list of reportable index crimes in 1980. During 2004 there were 692 arsons reported in Nevada, compared to 573 in 2003. This represents an increase of 17.1%. Estimated property loss from these offenses totaled \$5,462,848.

## **STOLEN/RECOVERED PROPERTY**

During 2004 law enforcement agencies recorded \$243,864,879 worth of property stolen during the commission of index crimes. They were able to recover \$72,233,659 (29.62%).

## **CLEARANCE RATE**

Law enforcement agencies cleared 21.385% of all index crimes in Nevada in 2004, an increase of 2.98% over 2003. Nationally, 21.40% were cleared in 2003.

## **ARRESTS**

The total number of persons arrested, summoned, or cited by enforcement in 2004, including juveniles and adults, was 156,076 or 0.02% over the 2003 total of 152,920. Drug arrests by the Department of Public Safety, Investigation Division (NDI) in 2004 were 482. Nevada's total arrest rate per 1,000 population in 2004 was 65.11. This does not include drug or DUI arrests by the Nevada Highway Patrol.

## **POLICE EMPLOYMENT DATA**

Statewide there were 5,429 full-time sworn law enforcement officers in Nevada in 2004. This represents a ratio of 2.25 officers per 1,000 population. Nationally the average ratio per 1,000 was 3.5 in 2003.

## **OFFICER ASSAULTS**

Nevada law enforcement officers experienced 516 assaults in 2004, an decrease of 2 (0.004%) from the 518 reported in 2003. Law enforcement cleared 501 (97.1%) of all assaults on personnel.

## Churchill County Sheriff's Office



Chief Richard Ingram



The mission of the Churchill County Sheriff's Department is to provide effective, professional public safety and law enforcement services to the citizens of Churchill County.

[www.churchillcounty.org/sheriff/](http://www.churchillcounty.org/sheriff/)

## Humboldt County Sheriff's Office



Chief Gene A Hill



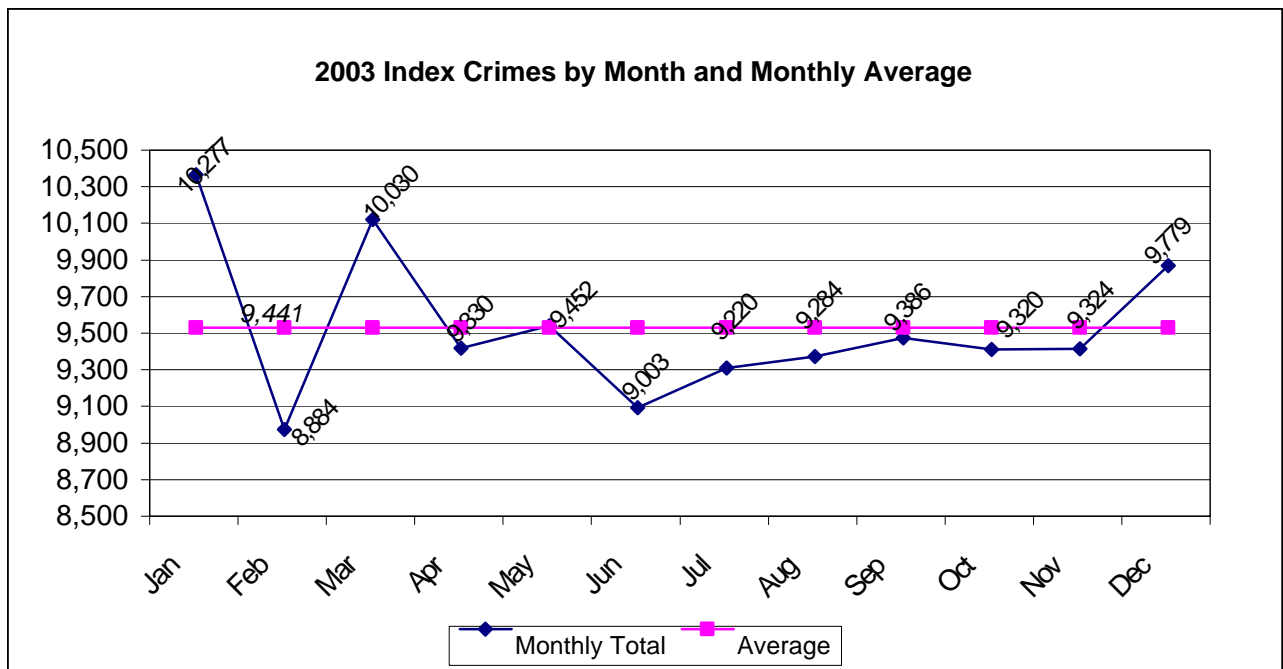
<http://www.hcsonv.com/admin.htm>

# 2002-2004 Nevada Index Crimes

The figures displayed here represent the latest three calendar-years of data collection and compilation under the state-run Nevada UCR Program. Thirty-seven agencies are currently reporting UCR data, covering 99% of the state's population.

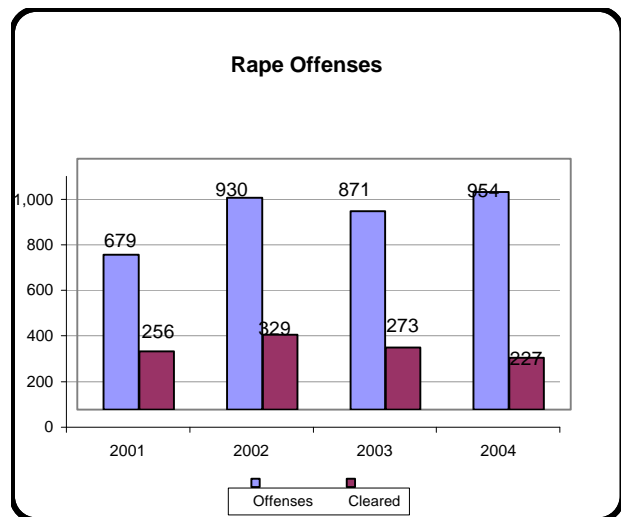
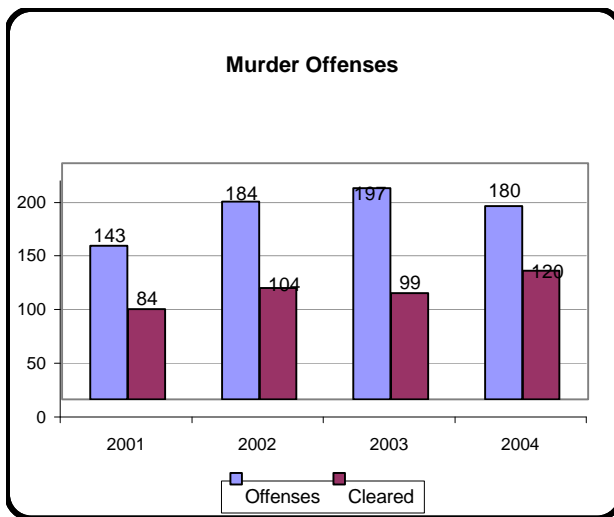
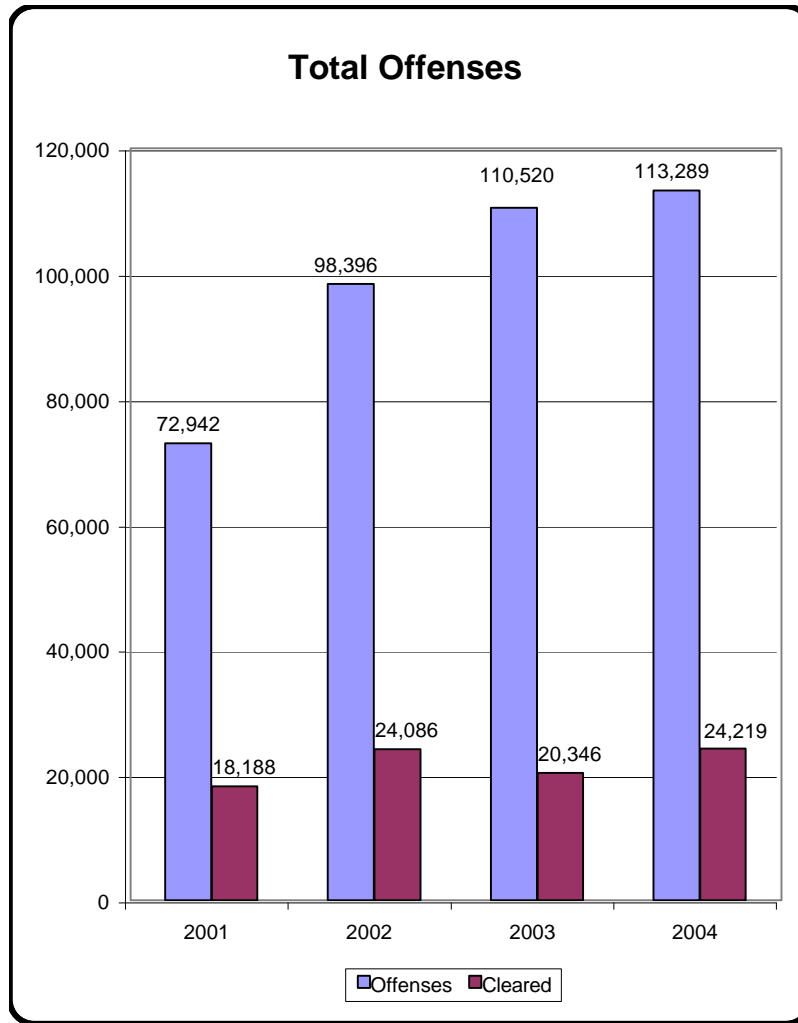
Crime rates as they appear in this publication are per 1,000 population. No attempt is made to incorporate transient populations or other factors which contribute to the ratio and the types of crime in given areas. Any effort to make comparisons of crime rates between areas should be tempered by these population and environmental variables.

Offense	Number of Offenses			Percent of Total			Rate/1,000 Pop		
	2002	2003	2004	2002	2003	2004	2002	2003	2004
Murder	184	197	180	0.19	0.18	0.16	0.08	0.08	0.07
Rape	930	871	954	0.95	0.79	0.84	0.42	0.41	0.40
Robbery	5,119	5,215	4,905	5.20	4.72	4.33	2.32	2.13	2.03
Aggravated Assault	7,634	7,528	8,348	7.76	6.81	7.37	3.46	3.63	3.46
Burglary	18,953	21,962	23,137	19.26	19.87	20.42	8.59	10.06	9.60
Larceny	47,461	53,325	52,437	48.23	48.25	46.29	21.51	22.81	21.75
MV Theft	17,485	20,849	22,636	17.77	18.86	19.98	7.93	9.86	9.39
Arson	630	573	692	0.64	0.52	0.61	0.29	0.30	0.29
<b>Total</b>	<b>98,396</b>	<b>110,520</b>	<b>113,289</b>	<b>100.00</b>	<b>100.00</b>	<b>100.00</b>	<b>44.60</b>	<b>49.28</b>	<b>46.99</b>



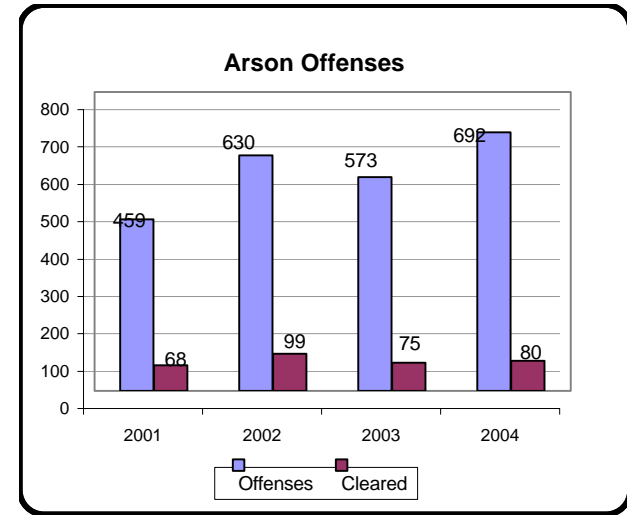
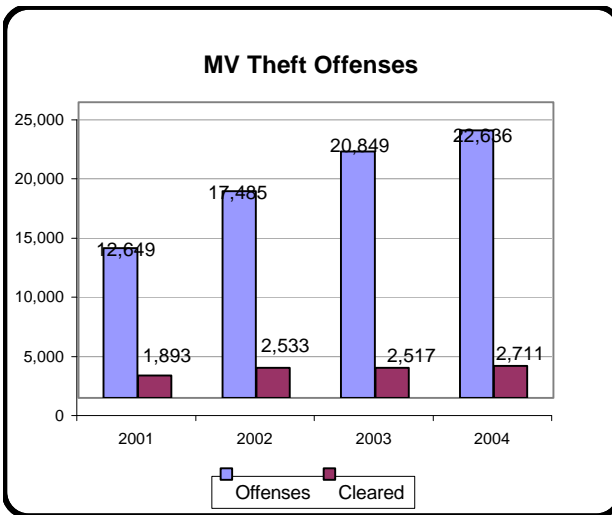
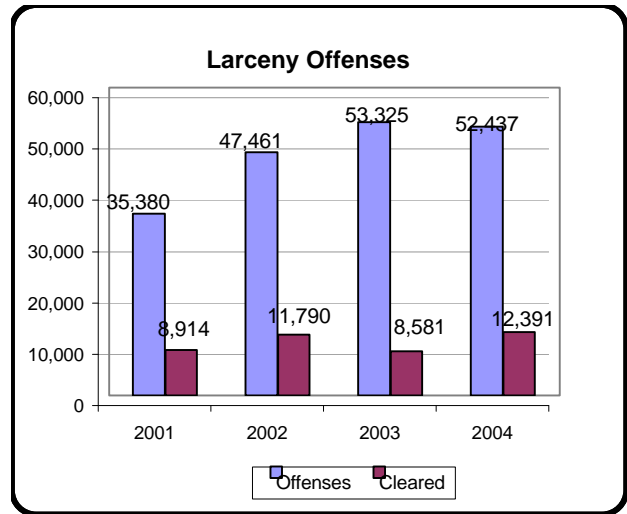
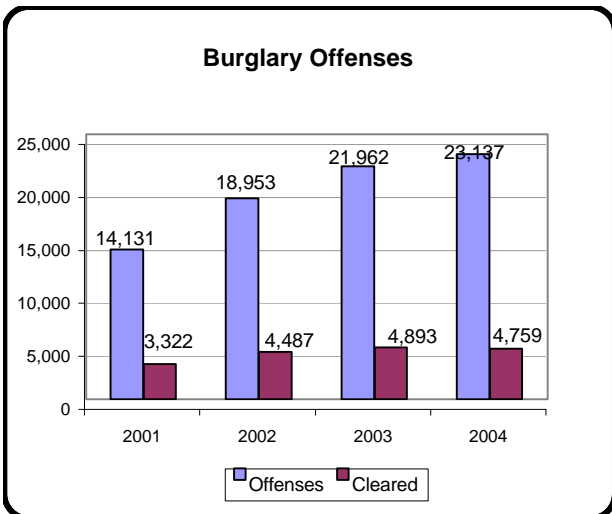
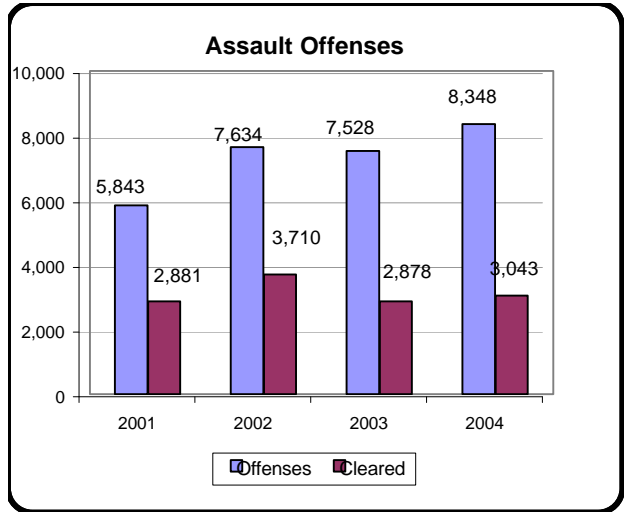
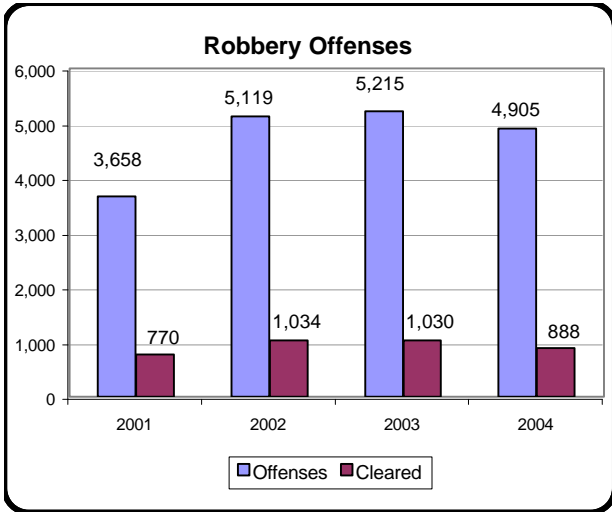
\*The criminal statistics within this publication are only those criminal statistics reported to the Uniform Crime Reporting Program by the participating law enforcement agencies.

# Nevada Statewide Index Crimes, 2001 - 2004





# Nevada Statewide Index Crimes, 2001 - 2004



# Statewide Index Crimes/Clearances, Month to Month, 2004

	Murder	Rape	Robbery	Assault	Burglary	Larceny	MV Theft	Arson	Total
<b>January</b>									
# Offenses	11	67	448	631	2,109	5,013	1,956	42	10,277
# Clearances	7	19	71	206	465	1,227	272	4	2,271
<b>February</b>									
# Offenses	10	60	372	497	1,807	4,385	1,710	43	8,884
# Clearances	8	19	108	186	414	1,116	267	2	2,120
<b>March</b>									
# Offenses	22	68	433	730	1,989	4,946	1,773	69	10,030
# Clearances	10	16	71	251	426	1,126	233	7	2,140
<b>April</b>									
# Offenses	11	75	326	680	1,793	4,475	1,913	57	9,330
# Clearances	10	16	45	230	390	964	204	8	1,867
<b>May</b>									
# Offenses	14	82	368	727	2,041	4,344	1,825	51	9,452
# Clearances	10	19	89	229	404	947	205	13	1,916
<b>June</b>									
# Offenses	18	88	410	773	1,774	4,012	1,884	44	9,003
# Clearances	15	20	67	298	330	1,057	201	6	1,994
<b>July</b>									
# Offenses	13	91	401	751	1,962	4,118	1,801	83	9,220
# Clearances	7	28	67	310	351	950	241	7	1,961
<b>August</b>									
# Offenses	15	95	437	736	1,911	4,096	1,900	94	9,284
# Clearances	10	16	99	292	436	922	177	3	1,955
<b>September</b>									
# Offenses	19	65	416	808	1,942	4,140	1,947	49	9,386
# Clearances	13	16	57	242	395	937	217	8	1,885
<b>October</b>									
# Offenses	15	90	484	699	1,898	4,211	1,879	44	9,320
# Clearances	5	22	88	254	388	960	253	9	1,979
<b>November</b>									
# Offenses	18	81	370	656	1,967	4,200	1,977	55	9,324
# Clearances	13	17	65	276	368	1,018	216	3	1,976
<b>December</b>									
# Offenses	14	92	440	660	1,944	4,497	2,071	61	9,779
# Clearances	12	19	61	269	392	1,167	225	10	2,155
<b>Total</b>									
# Offenses	180	954	4,905	8,348	23,137	52,437	22,636	692	113,289
# Clearances	120	227	888	3,043	4,759	12,391	2,711	80	24,219
<b>Index Crime Rate</b> per 1,000 Population	0.07	0.40	2.03	3.46	9.60	21.75	9.39	0.29	46.99

\*The criminal statistics within this publication are only those criminal statistics reported to the Uniform Crime Reporting Program by the participating law enforcement agencies.

## Total Index Crimes In Nevada, 1995-2004

---

	<b>Murder</b>	<b>Rape</b>	<b>Robbery</b>	<b>Assault</b>	<b>Burglary</b>	<b>Larceny</b>	<b>MV Theft</b>	<b>Arson</b>	<b>Total Index Offenses</b>	<b>Rate/ 1,000 Pop.</b>
1995	167	922	4,950	8,329	20,008	53,627	11,355	739	100,097	63.26
1996	225	856	4,932	6,922	19,471	52,184	11,192	717	96,499	57.16
1997	193	1,008	5,089	7,215	22,038	53,240	13,262	729	102,774	57.74
1998	174	911	4,453	5,710	19,873	47,367	13,766	667	92,921	50.07
1999	165	943	4,209	4,994	17,613	43,167	13,094	624	84,809	43.10
2000	130	860	4,543	4,943	17,526	44,125	13,172	581	85,880	41.55
2001	186	883	4,932	6,337	17,710	45,072	14,703	536	90,359	42.37
2002	184	930	5,119	7,634	18,953	47,461	17,485	630	98,396	44.60
2003	197	871	5,215	7,528	21,962	53,325	20,849	573	110,520	48.12
2004	180	954	4,905	8,348	23,137	52,437	22,636	692	113,289	46.99
<b>TOTAL</b>	<b>1,801</b>	<b>9,138</b>	<b>48,347</b>	<b>67,960</b>	<b>198,291</b>	<b>492,005</b>	<b>151,514</b>	<b>6,488</b>	<b>975,544</b>	<b>--</b>
<b>AVERAGE</b>	<b>180</b>	<b>914</b>	<b>4,835</b>	<b>6,796</b>	<b>19,829</b>	<b>49,201</b>	<b>15,151</b>	<b>649</b>	<b>97,554</b>	

\*The criminal statistics within this publication are only those criminal statistics reported to the Uniform Crime Reporting Program by the participating law enforcement agencies.

## Total 2004 Index Crimes and Clearances by County and Month

	Jan		Feb		Mar		Apr		May		June		July		Aug		Sep		Oct		Nov		Dec		Total Index Crimes	Total Index Crimes Cleared
<b>Carson</b>	215	72	171	50	169	48	189	41	129	39	153	40	177	50	167	36	159	42	159	54	122	38	162	43	1,972	553
<b>Churchill</b>	119	29	77	26	85	26	83	19	60	40	65	31	88	24	73	28	69	33	62	31	76	24	85	32	942	343
<b>Clark</b>	7,824	1,642	6,740	1,558	7,604	1,564	7,144	1,364	7,258	1,383	6,927	1,464	6,855	1,384	7,021	1,387	7,131	1,326	7,168	1,406	7,349	1,413	7,653	1,575	86,674	17,466
<b>Douglas</b>	117	39	82	26	105	25	82	23	106	33	114	30	135	33	111	27	151	33	122	27	67	19	107	29	1,299	344
<b>Elko</b>	87	19	97	22	105	31	103	34	113	31	89	16	116	21	90	25	80	19	95	15	70	15	88	17	1,133	265
<b>Esmeralda</b>	2	1	0	0	1	1	0	0	1	1	0	0	1	1	2	1	0	0	3	1	0	0	2	0	12	6
<b>Eureka</b>	3	2	1	1	1	0	2	1	1	1	3	0	7	3	1	1	5	2	4	1	1	0	2	2	31	14
<b>Humboldt</b>	22	8	30	20	29	14	22	8	30	13	29	16	28	11	27	13	21	13	26	11	15	10	29	12	308	149
<b>Lander</b>	28	10	0	0	7	4	10	5	7	1	14	5	7	1	10	4	10	3	0	0	6	1	21	3	120	37
<b>Lincoln</b>	8	6	2	0	5	0	6	0	3	1	6	0	0	0	2	1	4	3	7	3	3	1	2	1	48	16
<b>Lyon</b>	56	13	76	27	86	24	89	24	87	18	112	27	88	27	87	34	86	29	78	30	77	30	70	22	992	305
<b>Mineral</b>	4	0	4	1	2	0	6	3	5	2	8	3	12	2	3	0	4	1	5	3	4	1	3	1	60	17
<b>Nye</b>	105	49	106	61	115	44	114	44	117	53	104	52	116	46	119	79	118	66	92	36	117	36	98	24	1,321	590
<b>Pershing</b>	19	11	10	4	24	7	7	6	13	6	23	9	23	13	24	9	19	7	21	14	15	11	21	6	219	103
<b>Storey</b>	5	2	4	1	3	0	10	2	4	0	2	0	5	1	8	0	7	2	4	1	3	0	12	0	67	9
<b>Washoe</b>	1,643	361	1,468	315	1,678	349	1,450	290	1,498	285	1,335	296	1,540	333	1,514	300	1,500	298	1,455	343	1,392	373	1,414	380	17,887	3,923
<b>White Pine</b>	16	7	17	8	13	3	13	3	20	9	19	5	22	11	24	10	22	8	19	3	8	4	11	8	204	79
<b>2004 Total</b>	10,273	2,271	8,885	2,120	10,032	2,140	9,330	1,867	9,452	1,916	9,003	1,994	9,220	1,961	9,283	1,955	9,386	1,885	9,320	1,979	9,325	1,976	9,780	2,155	113,289	24,219

\*The criminal statistics within this publication are only those criminal statistics reported to the Uniform Crime Reporting Program by the participating law enforcement agencies.

## 2004 Annual Crimes/ Clearances Summary

County/Agency	Est. Pop	Murder		Rape		Robbery		Assault		Burglary		Larceny		MV Theft		Arson		Total Crimes	Crime Rate	Total Clear.	Clear. Percent
<b>Carson County</b>																					
Carson SO	56,146	1	2	0	0	24	11	268	153	374	79	1,076	242	214	62	15	4	1,972	35.12	553	28.04%
County Total	56,146	1	2	0	0	24	11	268	153	374	79	1,076	242	214	62	15	4	1,972	35.12	553	28.04%
<b>Churchill County</b>																					
Churchill SO	17,708	1	1	21	21	0	0	46	35	119	38	169	61	21	11	3	2	380	21.46	169	44.47%
Fallon PD	8,398	0	0	1	0	6	5	22	16	71	23	435	120	25	9	2	1	562	66.92	174	30.96%
County Total	26,106	1	1	22	21	6	5	68	51	190	61	604	181	46	20	5	3	942	36.08	343	36.41%
<b>Clark County</b>																					
Boulder PD	15,058	0	0	1	1	1	0	11	7	147	13	98	12	29	1	3	0	290	19.26	34	11.72%
Clark Co. Schools PD*	312,995	0	0	8	1	27	15	38	21	280	42	798	136	49	5	51	15	1,251	4.00	235	18.78%
Henderson PD	229,984	10	12	59	33	128	39	261	132	1,677	223	3,423	617	1,376	56	82	19	7,016	30.51	1,131	16.12%
LV Metro PD	1,289,443	135	73	605	85	3,729	553	5,318	1,322	14,224	3,324	29,265	7,389	16,165	1,932	289	0	69,730	54.08	14,678	21.05%
LV Fire Dept*																66	6	66	N/A	6	9.09%
Mesquite PD	15,881	0	0	2	1	4	4	8	6	4	3	257	73	39	12	0	0	314	19.77	99	31.53%
North Las Vegas PD	164,971	14	12	58	17	371	60	603	337	1,507	162	2,934	568	1,982	106	54	3	7,523	45.60	1,265	16.82%
UNLV PD*	0	0	0	1	0	3	1	2	0	95	4	309	9	72	3	2	1	484	0.00	18	3.72%
County Total	1,715,337	159	97	734	138	4,263	672	6,241	1,825	17,934	3,771	37,084	8,804	19,712	2,115	547	44	86,674	50.53	17,466	20.15%
<b>Douglas County</b>																					
Douglas SO	47,803	0	0	0	0	12	7	59	38	238	37	877	191	101	65	12	6	1,299	27.17	344	26.48%
County Total	47,803	0	0	0	0	12	7	59	38	238	37	877	191	101	65	12	6	1,299	27.17	344	26.48%

\*The criminal statistics within this publicatino are only those statistics reported to the Uniform Crime Reporting Program by the participating law enforcement agencies.

## 2004 Annual Crimes/ Clearances Summary

County/Agency	Est. Pop	Murder		Rape		Robbery		Assault		Burglary		Larceny		MV Theft		Arson		Total Crimes	Crime Rate	Total Clear.	Clear. Percent
<b>Elko County</b>																					
Elko SO (+Wells)	22,289	0	0	3	2	1	1	20	15	119	23	105	17	22	8	5	2	275	12.34	68	24.73%
Carlin PD	2,240	0	0	0	0	0	0	6	6	9	1	22	6	3	1	0	0	40	17.86	14	35.00%
Elko PD	17,140	1	1	10	1	9	2	16	13	144	21	354	55	47	2	7	2	588	34.31	97	16.50%
West Wendover PD	4,830	0	0	0	0	2	1	13	10	45	11	159	56	10	8	1	0	230	47.62	86	37.39%
<b>County Total</b>	<b>46,499</b>	<b>1</b>	<b>1</b>	<b>13</b>	<b>3</b>	<b>12</b>	<b>4</b>	<b>55</b>	<b>44</b>	<b>317</b>	<b>56</b>	<b>640</b>	<b>134</b>	<b>82</b>	<b>19</b>	<b>13</b>	<b>4</b>	<b>1,133</b>	<b>24.37</b>	<b>265</b>	<b>23.39%</b>
<b>Esmeralda County</b>																					
Esmeralda SO	1,176	0	0	0	0	0	0	5	5	2	0	5	1	0	0	0	0	12	10.20	6	50.00%
<b>County Total</b>	<b>1,176</b>	<b>0</b>	<b>0</b>	<b>0</b>	<b>0</b>	<b>0</b>	<b>0</b>	<b>5</b>	<b>5</b>	<b>2</b>	<b>0</b>	<b>5</b>	<b>1</b>	<b>0</b>	<b>0</b>	<b>0</b>	<b>0</b>	<b>12</b>	<b>10.20</b>	<b>6</b>	<b>50.00%</b>
<b>Eureka County</b>																					
Eureka SO	1,484	0	0	0	0	1	1	8	6	5	1	15	5	2	1	0	0	31	20.89	14	45.16%
<b>County Total</b>	<b>1,484</b>	<b>0</b>	<b>0</b>	<b>0</b>	<b>0</b>	<b>1</b>	<b>1</b>	<b>8</b>	<b>6</b>	<b>5</b>	<b>1</b>	<b>15</b>	<b>5</b>	<b>2</b>	<b>1</b>	<b>0</b>	<b>0</b>	<b>31</b>	<b>20.89</b>	<b>14</b>	<b>45.16%</b>
<b>Humboldt County</b>																					
Humboldt SO	9,443	0	0	0	0	1	1	32	26	38	18	29	16	9	6	3	3	112	11.86	70	62.50%
Winnemucca PD	7,249	0	0	4	3	2	1	10	10	45	15	114	40	20	9	1	1	196	27.04	79	40.31%
<b>County Total</b>	<b>16,692</b>	<b>0</b>	<b>0</b>	<b>4</b>	<b>3</b>	<b>3</b>	<b>2</b>	<b>42</b>	<b>36</b>	<b>83</b>	<b>33</b>	<b>143</b>	<b>56</b>	<b>29</b>	<b>15</b>	<b>4</b>	<b>4</b>	<b>308</b>	<b>18.45</b>	<b>149</b>	<b>48.38%</b>
<b>Lander County</b>																					
Lander SO	5,357	1	0	1	1	1	0	39	23	28	3	37	6	13	4	0	0	120	22.40	37	30.83%
<b>County Total</b>	<b>5,357</b>	<b>1</b>	<b>0</b>	<b>1</b>	<b>1</b>	<b>1</b>	<b>0</b>	<b>39</b>	<b>23</b>	<b>28</b>	<b>3</b>	<b>37</b>	<b>6</b>	<b>13</b>	<b>4</b>	<b>0</b>	<b>0</b>	<b>120</b>	<b>22.40</b>	<b>37</b>	<b>30.83%</b>

\*The criminal statistics within this publicatino are only those statistics reported to the Uniform Crime Reporting Program by the participating law enforcement agencies.

## 2004 Annual Crimes/ Clearances Summary

County/Agency	Est. Pop	Murder		Rape		Robbery		Assault		Burglary		Larceny		MV Theft		Arson		Total Crimes	Crime Rate	Total Clear.	Clear. Percent
<b>Lincoln County</b>																					
Lincoln SO	3,822	0	0	0	0	0	0	7	3	13	5	17	3	8	5	3	0	48	12.56	16	33.33%
<b>County Total</b>	3,822	0	0	0	0	0	0	7	3	13	5	17	3	8	5	3	0	48	12.56	16	33.33%
<b>Lyon County</b>																					
Lyon SO	41,734	0	0	7	4	7	1	81	77	262	30	496	138	86	32	5	1	944	22.62	283	29.98%
Yerington PD	2,912	1	0	0	0	0	0	0	0	24	13	23	9	0	0	0	0	48	16.48	22	45.83%
<b>County Total</b>	44,646	1	0	7	4	7	1	81	77	286	43	519	147	86	32	5	1	992	22.22	305	30.75%
<b>Mineral County</b>																					
Mineral SO	4,673	0	0	1	1	1	1	3	3	29	2	18	6	5	3	3	1	60	12.84	17	28.33%
<b>County Total</b>	4,673	0	0	1	1	1	1	3	3	29	2	18	6	5	3	3	1	60	12.84	17	28.33%
<b>Nye County</b>																					
Nye SO	38,181	0	0	2	1	4	5	96	72	461	175	647	266	108	71	3	0	1,321	34.60	590	44.66%
<b>County Total</b>	38,181	0	0	2	1	4	5	96	72	461	175	647	266	108	71	3	0	1,321	34.60	590	44.66%
<b>Pershing County</b>																					
Pershing SO	4,250	0	0	4	2	1	0	32	17	41	4	41	18	4	1	0	0	123	28.94	42	34.15%
Lovelock PD	2,381	0	0	3	1	0	0	18	13	36	21	32	21	7	5	0	0	96	40.32	61	63.54%
<b>County Total</b>	6,631	0	0	7	3	1	0	50	30	77	25	73	39	11	6	0	0	219	33.03	103	47.03%
<b>Storey County</b>																					
Storey SO	3,797	1	0	0	0	1	0	3	1	22	6	36	2	3	0	1	0	67	17.65	9	13.43%
<b>County Total</b>	3,797	1	0	0	0	1	0	3	1	22	6	36	2	3	0	1	0	67	17.65	9	13.43%

\*The criminal statistics within this publicatino are only those statistics reported to the Uniform Crime Reporting Program by the participating law enforcement agencies.

## 2004 Annual Crimes/ Clearances Summary

County/Agency	Est. Pop	Murder		Rape		Robbery		Assault		Burglary		Larceny		MV Theft		Arson		Total Crimes	Crime Rate	Total Clear.	Clear. Percent
<b>Washoe County</b>																					
Washoe SO	102,531	1	1	2	-1	11	6	148	84	463	76	776	81	189	28	5	1	1,595	15.56	276	17.30%
Reno PD	199,249	9	8	112	33	464	128	895	412	1,713	152	6,884	1,645	1,557	166	50	4	11,684	58.64	2,548	21.81%
Sparks PD	81,673	4	7	33	18	87	43	245	152	773	212	2,441	450	446	89	7	7	4,036	49.42	978	24.23%
UNR PD*	16,671	0	0	13	1	3	1	14	8	39	3	138	4	11	2	0	0	218	13.08	19	8.72%
Washoe Co Schl PD*	65,000	0	0	1	0	2	0	0	0	45	12	266	87	4	2	18	0	336	5.17	101	30.06%
TMCC PD*	13,563	0	0	0	0	1	0	0	0	10	0	7	1	0	0	0	0	18	1.33	1	5.56%
<b>County Total</b>	<b>383,453</b>	<b>14</b>	<b>16</b>	<b>161</b>	<b>51</b>	<b>568</b>	<b>178</b>	<b>1,302</b>	<b>656</b>	<b>3,043</b>	<b>455</b>	<b>10,512</b>	<b>2,268</b>	<b>2,207</b>	<b>287</b>	<b>80</b>	<b>12</b>	<b>17,887</b>	<b>46.65</b>	<b>3,923</b>	<b>21.93%</b>
<b>White Pine County</b>																					
White Pine SO	8,966	1	1	2	1	1	1	21	20	35	7	134	42	9	6	1	1	204	22.75	79	38.73%
<b>County Total</b>	<b>8,966</b>	<b>1</b>	<b>1</b>	<b>2</b>	<b>1</b>	<b>1</b>	<b>1</b>	<b>21</b>	<b>20</b>	<b>35</b>	<b>7</b>	<b>134</b>	<b>42</b>	<b>9</b>	<b>6</b>	<b>1</b>	<b>1</b>	<b>204</b>	<b>22.75</b>	<b>79</b>	<b>38.73%</b>
<b>Statewide Totals</b>																					
<b>Grand Total</b>	<b>2,410,769</b>	<b>180</b>	<b>118</b>	<b>954</b>	<b>227</b>	<b>4,905</b>	<b>888</b>	<b>8,348</b>	<b>3,043</b>	<b>23,137</b>	<b>4,759</b>	<b>52,437</b>	<b>12,393</b>	<b>22,636</b>	<b>2,711</b>	<b>692</b>	<b>80</b>	<b>113,289</b>	<b>46.99</b>	<b>24,219</b>	<b>21.38%</b>

\* School population figures are not included in the county totals.

These population figures are those reported by the Nevada State Demographer.

\*The criminal statistics within this publicatino are only those statistics reported to the Uniform Crime Reporting Program by the participating law enforcement agencies.



# Comparison of Crimes/Clearances

## 2004

---

### Nevada vs National Index Crime Rates

Per 1,000 Population

	Murder	Rape	Robbery	Assault	Burglary	Larceny	MV Theft	Arson	Total
<b>Nevada</b>									
2001	0.09	0.41	2.31	2.97	8.30	21.14	6.90	0.25	42.37
2002	0.08	0.42	2.32	3.46	8.59	21.51	7.93	0.29	44.60
2003	0.08	0.36	2.16	3.12	9.11	22.12	8.65	0.24	45.84
2004	0.07	0.40	2.03	3.46	9.60	21.75	9.39	0.29	46.99
<b>National</b>									
2001	0.06	0.32	1.49	3.19	7.41	24.85	4.31	0.36	41.61
2002	0.06	0.33	1.46	3.10	7.46	24.46	4.32	0.32	41.51
2003	0.06	0.34	1.42	3.14	7.64	25.23	6.53	0.35	44.69

### Nevada vs National Crime Clearance Rates

By Percent

	Murder	Rape	Robbery	Assault	Burglary	Larceny	MV Theft	Arson	Total
<b>Nevada</b>									
2001	67.74	40.54	19.55	47.21	25.57	26.62	12.94	17.72	25.41
2002	56.52	35.38	20.20	48.60	23.67	24.84	14.49	15.71	24.48
2003	50.25	31.34	19.75	38.23	22.28	16.09	12.07	13.09	18.41
2004	65.56	23.79	18.10	36.45	20.57	23.63	11.98	11.56	21.38
<b>National</b>									
2001	62.40	44.30	24.90	56.10	12.70	17.60	13.60	16.00	19.60
2002	64.00	44.50	25.70	56.50	13.00	18.00	13.80	16.50	20.00
2003	62.40	44.00	26.30	55.90	16.40	18.00	13.10	16.70	21.40

\*The criminal statistics within this publication are only those criminal statistics reported to the Uniform Crime Reporting Program by the participating law enforcement agencies.

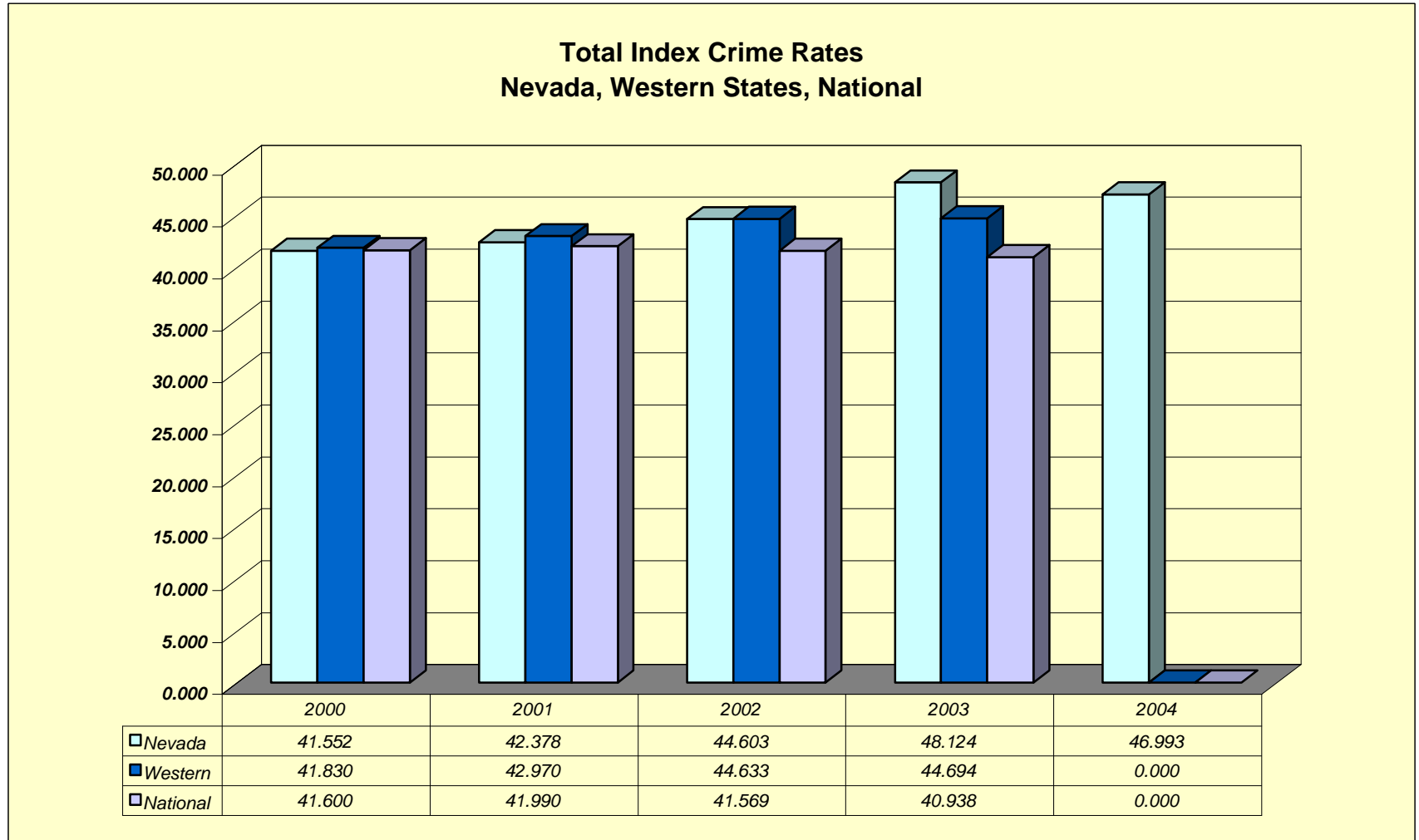
# Comparison of Index Crime Rates per 1,000 population 2000-2004

---

	Murder	Rape	Robbery	Assault	Burglary	Larceny	MV Theft	Arson	Total
<b>2000</b>									
<b>Nevada</b>	0.063	0.416	2.198	2.392	8.480	21.349	6.373	0.281	41.552
Western	0.050	0.340	1.420	2.610	7.300	24.470	5.240	0.400	41.830
National	0.060	0.320	1.450	3.230	7.280	24.750	4.140	0.370	41.600
<b>2001</b>									
<b>Nevada</b>	0.087	0.414	2.313	2.972	8.305	21.136	6.900	0.251	42.378
Western	0.060	0.330	1.500	2.360	7.360	25.190	5.800	0.370	42.970
National	0.060	0.320	1.490	3.190	7.410	24.850	4.310	0.360	41.990
<b>2002</b>									
<b>Nevada</b>	0.083	0.422	2.320	3.461	8.591	21.514	7.926	0.286	44.603
Western	0.057	0.344	1.463	3.229	7.532	25.398	6.250	0.360	44.633
National	0.056	0.331	1.461	3.095	7.470	24.507	4.329	0.320	41.569
<b>2003</b>									
Nevada	0.086	0.379	2.271	3.278	9.563	23.219	9.078	0.250	48.124
Western	0.057	0.337	1.419	3.138	7.636	25.229	6.528	0.350	44.694
National	0.057	0.321	1.422	2.950	7.405	24.145	4.334	0.304	40.938
<b>2004</b>									
Nevada	0.075	0.396	2.035	3.463	9.597	21.751	9.390	0.287	46.993
Western	n/a	n/a	n/a	n/a	n/a	n/a	n/a	n/a	n/a
National	n/a	n/a	n/a	n/a	n/a	n/a	n/a	n/a	n/a

The Western States consist of Arizona, Colorado, Idaho, Montana, Nevada, New Mexico, Utah and Wyoming.

\*The criminal statistics within this publication are only those criminal statistics reported to the Uniform Crime Reporting Program by the participating law enforcement agencies.



\*The criminal statistics within this publication are only those criminal statistics reported to the Uniform Crime Reporting Program by the participating law enforcement agencies.

# VIOLENT CRIMES

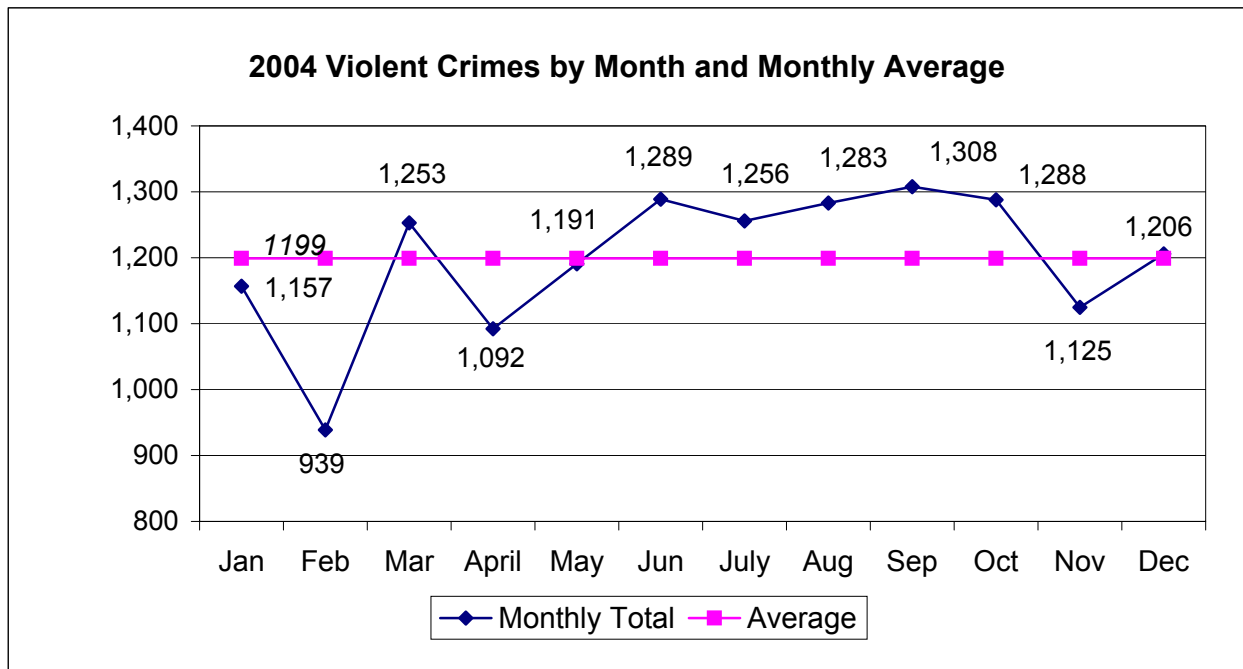
2004

## Crime Clock - One Violent Crime Every 36 Minutes, 32 Seconds

Crimes of violence involve the element of personal confrontation between the perpetrator and victim and entail the threat or use of violence. By their very nature, violent crimes (murder, rape, robbery and aggravated assault) are considered more serious than property crimes. The total number indicates only the number of incidents reported to enforcement and does not reflect the number of criminals who committed them or the number of injuries inflicted.

The 2004 violent crime rate in Nevada was 6.0 offenses per 1,000 population. Violent crimes represented 12.7% of all reported index crimes. Enforcement agencies cleared 4,278 violent crimes for a 29.7% clearance rate.

	2002	2003	Number Change	Percent Change	2003	2004	Number Change	Percent Change
Murder	184	120	-64	-34.8%	120	180	60	50.0%
Rape	930	602	-328	-35.3%	602	954	352	58.5%
Robbery	5,119	3,397	-1,722	-33.6%	3,397	4,905	1,508	44.4%
Agg. Assault	7,634	5,100	-2,534	-33.2%	5,100	8,348	3,248	63.7%
<b>Totals</b>	<b>13,867</b>	<b>9,219</b>	<b>-4,648</b>	<b>-33.5%</b>	<b>9,219</b>	<b>14,387</b>	<b>5,168</b>	<b>56.1%</b>



\*The criminal statistics within this publication are only those criminal statistics reported to the Uniform Crime Reporting Program by the participating law enforcement agencies.

# PROPERTY CRIMES

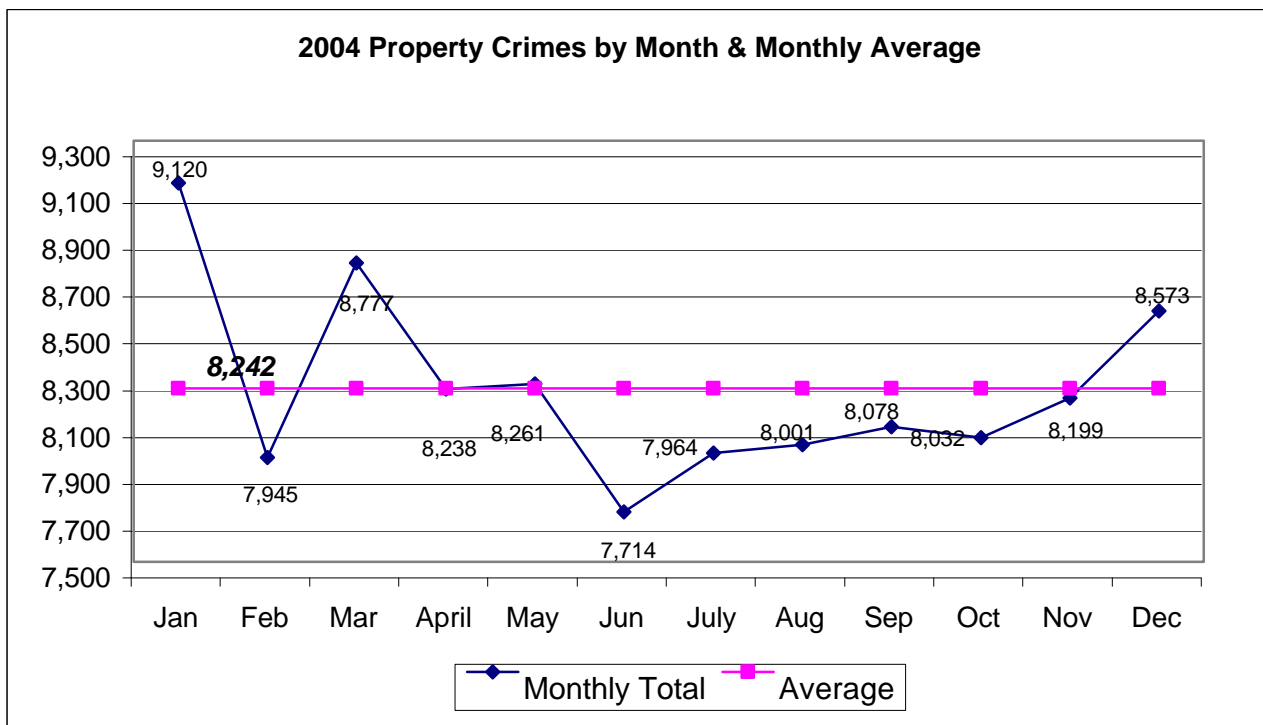
2004

## Crime Clock - One Property Crime Every 5 Minutes, 19 Seconds

Property crimes include burglary, larceny, motor vehicle theft and arson. These crimes do not involve the threat of violence, but entail property taken from one by another, or the destruction of property by arson. Because arson is the most recent addition to the crime index, to this point in time, the UCR Program has not fully reported it along with the other offenses. The reason for this is not all agencies participating in the UCR Program have consistently reported arson information, thus data reliability is still marginal.

There were 98,902 property crimes reported in 2004, representing 87.3% of total reported index crimes. Enforcement agencies cleared 19,941 (20.1%) of the property offenses. Nevada's property crime rate per 1,000 population in 2004 was 41.02.

	2002	2003	Number Change	Percent Change	2003	2004	Number Change	Percent Change
Burglary	18,953	21,962	3,009	15.9%	21,962	23,137	1,175	5.4%
Larceny	47,461	53,325	5,864	12.4%	53,325	52,437	-888	-1.7%
MV Theft	17,485	20,849	3,364	19.2%	20,849	22,636	1,787	8.6%
Arson	630	573	-57	-9.0%	573	692	119	20.8%
<b>Totals</b>	<b>84,529</b>	<b>96,709</b>	<b>12,180</b>	<b>14.4%</b>	<b>96,709</b>	<b>98,902</b>	<b>2,193</b>	<b>2.3%</b>



\*The criminal statistics within this publication are only those criminal statistics reported to the Uniform Crime Reporting Program by the participating law enforcement agencies.


# Douglas County Sheriff's Office



Sheriff Ron Pierini

In a continuing partnership with our community, the men and women of the Douglas County Sheriff's Department are committed to enhancing the quality of life and security of all, by providing fair, consistent, effective and professional law enforcement services.

[www.so.co.douglas.nv.us](http://www.so.co.douglas.nv.us)



# MURDER AND NON-NEGLIGENT MANSLAUGHTER

2004

## Crime Clock - One Murder Every 2 Days, 1 Hour

Murder and non-negligent manslaughter are described by UCR as the willful (non-negligent) killing of one human being by another, or, if the death is the result of the commission of another criminal act.

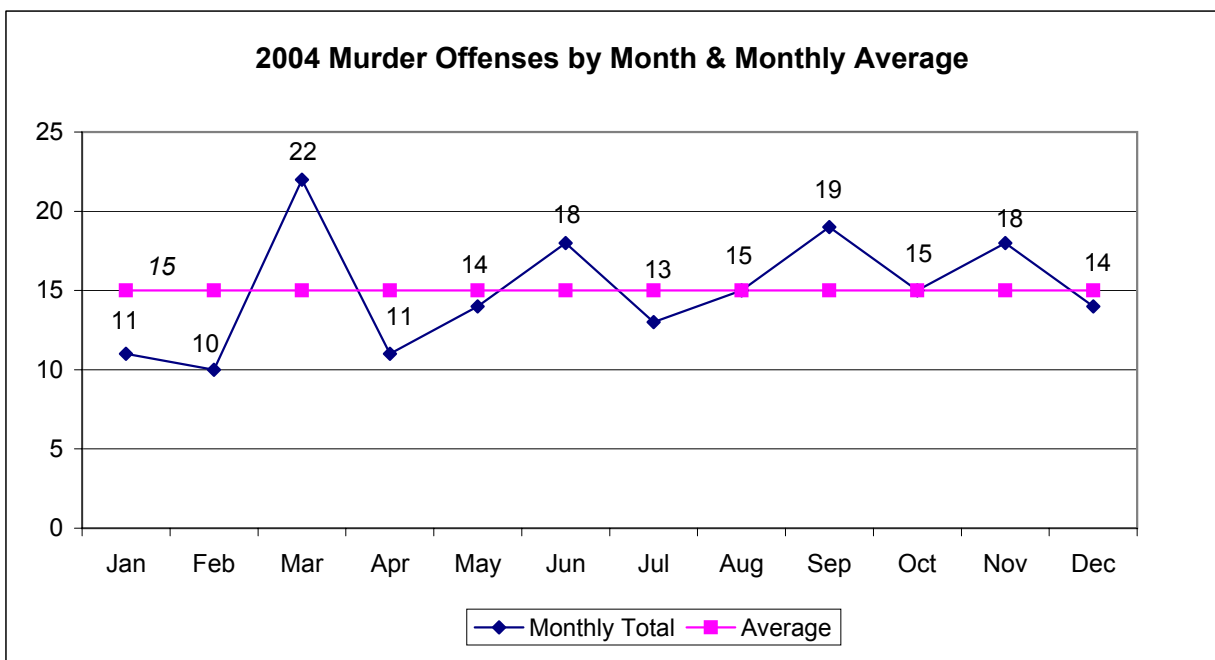
Murder--NRS 200.010: "Murder is the unlawful killing of a human being with malice aforethought, either express or implied, or caused by a controlled substance which was sold, given, traded or otherwise made available to a person in violation of Chapter 453 of NRS."

Manslaughter--NRS 200.040: (1) "Manslaughter: (a) Is the unlawful killing of a human being, without malice express or implied, and without any mixture of deliberation...(2) Manslaughter must be voluntary, upon a sudden heat of passion, caused by provocation apparently sufficient to make the passion irresistible; or, involuntary, in the commission of an unlawful act..."

Included in this publication's count for this offense classification are deaths caused by negligence. Although manslaughter by negligence is recorded on the "offense known to police" form along with murder, it is not considered by the UCR Program to be an index offense. Attempts to murder or assaults to murder are scored as aggravated assaults and not murder.

### Trends

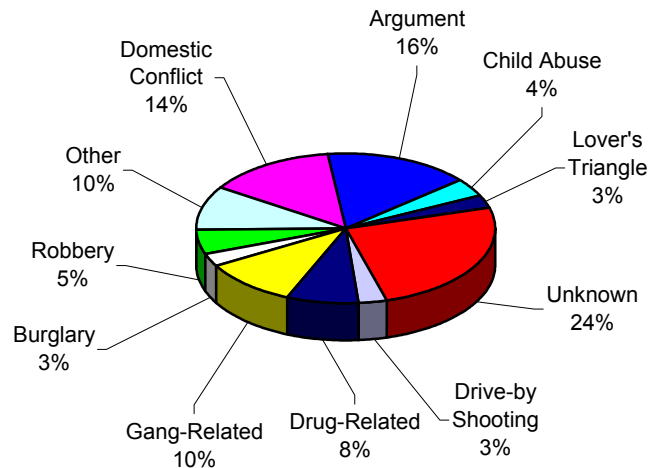
	Number Reported	% Change from Previous Year	Rate/1,000
2000	130	-5.2%	0.06
2001	186	43.1%	0.09
2002	184	-1.1%	0.08
2003	197	7.1%	0.09
2004	180	-8.6%	0.07



\*The criminal statistics within this publication are only those criminal statistics reported to the Uniform Crime Reporting Program by the participating law enforcement agencies.

## Murder Distribution by Circumstances and Relationship

Circumstances*	Number	% of Total
Burglary	5	3%
Robbery	9	5%
Other	17	10%
Domestic Conflict	24	14%
Argument	28	16%
Child Abuse	7	4%
Lover's Triangle	5	3%
Unknown	44	25%
Drive-by Shooting	5	3%
Drug-Related	14	8%
Gang-Related	18	10%
<b>Total</b>	<b>176</b>	<b>100%</b>



\*Due to the unlimited set of possible circumstances surrounding homicides, it is difficult to provide clear-cut or precise statistical categories for all. To achieve uniformity, the number of circumstance categories has been kept to a minimum. Caution is suggested in drawing generalizations from the data without more deliberate analysis. This table makes no attempt to analyze the motives of offenders, but rather to display general circumstances surrounding events. Also note that it is possible to have more than one victim/murder for each circumstance.

Relationship - Victim to Offender**	Number					% of Total				
	2000	2001	2002	2003	2004	2000	2001	2002	2003	2004
Wife	4	2	11	6	9	3.1%	1.1%	5.8%	5.1%	5.1%
Husband	0	4	1	1	4	0.0%	2.2%	0.5%	2.3%	2.3%
Son	2	2	2	4	4	1.5%	1.1%	1.0%	2.3%	2.3%
Daughter	3	0	2	2	3	2.3%	0.0%	1.0%	1.7%	1.7%
Other Family Member	6	14	8	4	8	4.6%	7.5%	4.2%	4.5%	4.5%
<b>Total Family</b>	<b>15</b>	<b>22</b>	<b>24</b>	<b>17</b>	<b>28</b>	<b>11.5%</b>	<b>11.8%</b>	<b>12.6%</b>	<b>15.8%</b>	<b>15.8%</b>
Dating Relationship	7	13	5	7	11	5.4%	7.0%	2.6%	6.2%	6.2%
Former Spouse	2	1	2	1	0	1.5%	0.5%	1.0%	0.0%	0.0%
Former Cohabitant	1	1	1	4	1	0.8%	0.5%	0.5%	0.6%	0.6%
Friend	10	3	13	4	1	7.7%	1.6%	6.8%	0.6%	0.6%
Acquaintance	29	38	36	31	40	22.3%	20.4%	18.8%	22.6%	22.6%
Stranger	21	38	21	14	17	16.2%	20.4%	11.0%	9.6%	9.6%
Unknown	45	70	89	105	79	34.6%	37.6%	46.6%	44.6%	44.6%
<b>Total Other</b>	<b>115</b>	<b>164</b>	<b>167</b>	<b>166</b>	<b>149</b>	<b>88.5%</b>	<b>88.2%</b>	<b>87.4%</b>	<b>84.2%</b>	<b>84.2%</b>
<b>Total</b>	<b>130</b>	<b>186</b>	<b>191</b>	<b>183</b>	<b>177</b>	<b>100%</b>	<b>100%</b>	<b>100%</b>	<b>100%</b>	<b>100%</b>

\*\*The number of relationships may not agree with the number of victims due to instances of multiple offenders or victims.

\*The criminal statistics within this publication are only those criminal statistics reported to the Uniform Crime Reporting Program by the participating law enforcement agencies.



## Murder Distribution by Age, Sex and Weapon

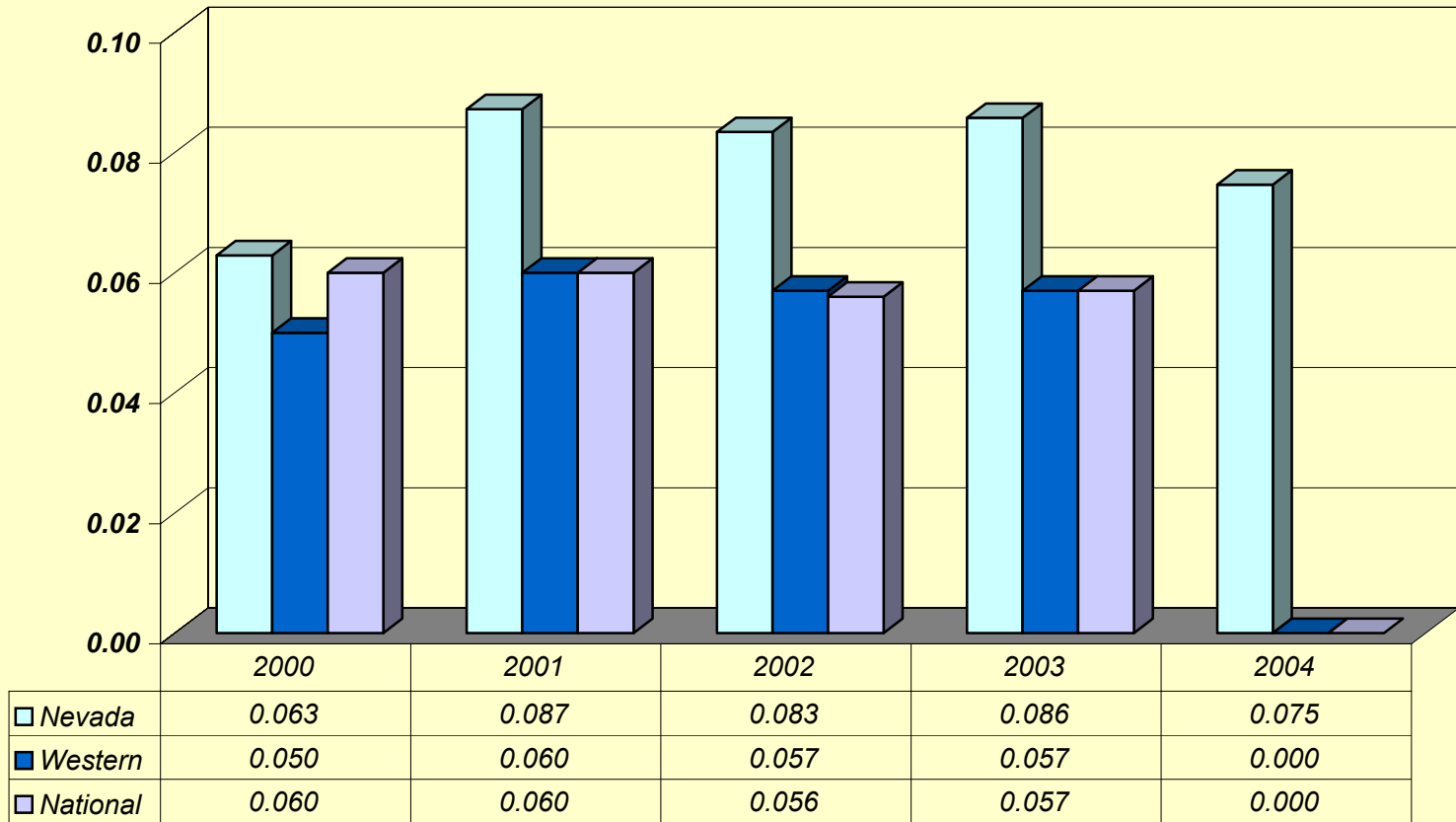
Victims	Male						Female					Cumulative Total
	2000	2001	2002	2003	2004		2000	2001	2002	2003	2004	
00 - 14	2	7	6	7	7		4	4	7	7	4	55
15 - 24	28	42	51	32	41		6	9	4	14	5	232
25 - 34	35	37	36	42	56		6	12	9	14	11	258
35 - 44	17	24	31	22	20		2	8	11	12	6	153
45 - 54	12	12	14	15	18		4	3	7	3	7	95
55 - 64	5	6	8	10	4		3	3	4	3	0	46
65+	5	8	3	4	6		0	6	3	5	5	45
Unknown	1	3	4	1	5		0	2	0	1	3	20
<b>Total</b>	<b>105</b>	<b>139</b>	<b>153</b>	<b>133</b>	<b>157</b>		<b>25</b>	<b>47</b>	<b>45</b>	<b>59</b>	<b>41</b>	<b>904</b>

Offenders	Male						Female					Cumulative Total
	2000	2001	2002	2003	2004		2000	2001	2002	2003	2004	
00 - 14	0	2	3	0	2		0	4	0	1	0	12
15 - 24	37	38	49	35	34		2	5	2	2	4	208
25 - 34	15	31	38	25	20		3	0	2	3	4	141
35 - 44	13	21	20	10	13		2	3	0	4	1	87
45 - 54	8	8	6	8	13		1	2	1	1	1	49
55 - 64	5	5	4	2	7		0	0	2	0	1	26
65+	3	3	3	3	3		0	0	1	2	0	18
Unknown*	--	--	93	90	73		--	--	0	7	2	589
<b>Total*</b>	<b>81</b>	<b>108</b>	<b>216</b>	<b>173</b>	<b>165</b>		<b>8</b>	<b>14</b>	<b>8</b>	<b>20</b>	<b>13</b>	<b>1,130</b>

\*5 year compilation when the sex of the offender is unknown

Weapon	Number						% of Total				
	2000	2001	2002	2003	2004		2000	2001	2002	2003	2004
Handgun	73	96	106	102	77		55.3%	51.6%	52.2%	55.1%	40.3%
Long-gun	11	10	15	9	12		8.3%	5.4%	7.4%	4.9%	6.3%
Firearm, Unknown	6	3	6	3	31		4.5%	1.6%	3.0%	1.6%	16.2%
Knife, Cutting Device	17	27	27	22	23		12.9%	14.5%	13.3%	11.9%	12.0%
Hands, Fists, Feet	14	24	11	10	17		10.6%	12.9%	5.4%	5.4%	8.9%
Blunt Inst.	5	11	15	18	15		3.8%	5.9%	7.4%	9.7%	7.9%
Fire/Smoke Inhalation	2	3	2	1	1		1.5%	1.6%	1.0%	0.5%	0.5%
Asphyxiation/Gas	0	0	5	9	2		0.0%	0.0%	2.5%	4.9%	1.0%
Unknown	1	6	12	6	2		0.8%	3.2%	5.9%	3.2%	1.0%
Other	3	6	4	5	11		2.3%	3.2%	2.0%	2.7%	5.8%
<b>Total</b>	<b>132</b>	<b>186</b>	<b>203</b>	<b>185</b>	<b>191</b>		<b>100%</b>	<b>100%</b>	<b>100%</b>	<b>100%</b>	<b>100%</b>

### Murder Rates Nevada, Western States, National



\*The criminal statistics within this publication are only those criminal statistics reported to the Uniform Crime Reporting Program by the participating

# Elko Police Department



Chief Clair Morris

The Mission of the Elko Police Department is to maintain order by protecting life, property and serving the citizens in accordance with standards designed by the community, within established Constitutional and ethical restrictions.

[www.ci.elko.nv.us/pubsafety/police.htm](http://www.ci.elko.nv.us/pubsafety/police.htm)



# FORCIBLE RAPE

2004

---

## Crime Clock - One Rape Every 9 Hours, 11 Minutes

Forcible rape, as defined in the UCR Program, is the carnal knowledge of a female forcibly and against her will. Assaults or attempts to commit rape by force or threat of force are also included. Statutory rape (without force) and other sex offenses are excluded.

Sexual Assault--NRS 200.366: (1) "A person who subjects another person to sexual penetration, or who forces another person to make a sexual penetration on himself or another, or on a beast, against the victim's will or under conditions in which the perpetrator knows or should know that the victim is mentally or physically incapable of resisting or understanding the nature of his conduct, is guilty of sexual assault."

Forcible rape differs from other violent crimes in that the victim, in many cases, is reluctant to report the offense to police. The investigation by police, medical examination, court procedure, embarrassment and fear of accompanying stigma all have a deterrent effect on the victim's willingness to make the offense known to police.

Most rapes in Nevada in 2004 occurred during the months of July, August and December accounting for 278 (29.1%) of the yearly total of 954. August had the highest monthly total at 95 (10%).

Law enforcement was able to clear 23.79% of forcible rapes in 2004

---

### Trends

---

	<b>Number Reported</b>	<b>% Change from Previous Year</b>	<b>Rate/1,000</b>
<b>2000</b>	860	-8.80%	0.42
<b>2001</b>	883	2.67%	0.41
<b>2002</b>	602	-31.82%	0.27
<b>2003</b>	871	44.68%	0.38
<b>2004</b>	954	9.53%	0.40

---

---

### Forcible and Attempted Rapes

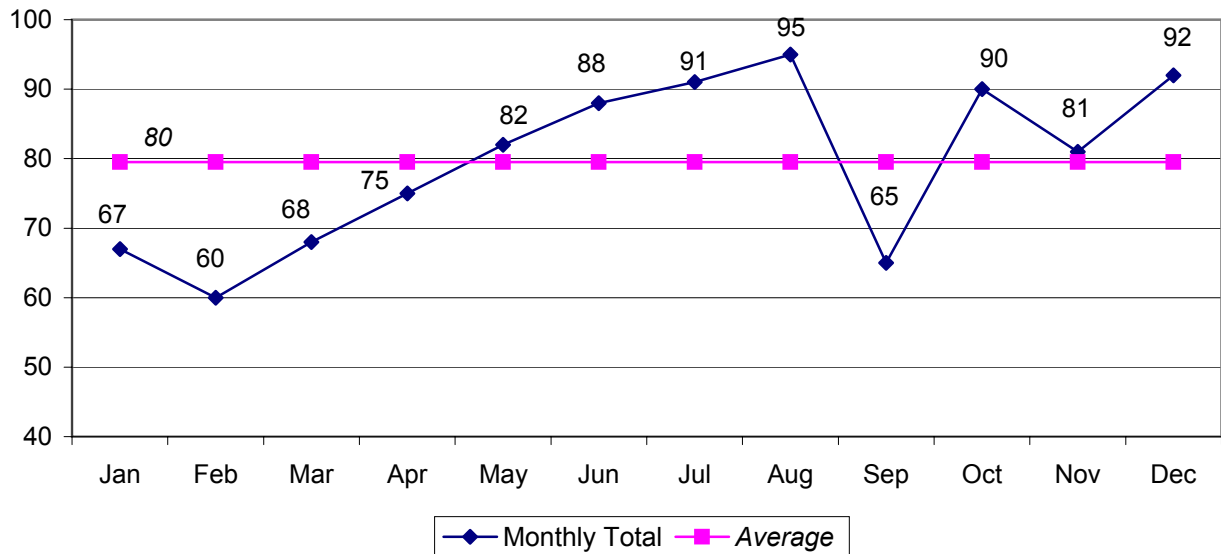
---

	<b>Forcible</b>	<b>Attempted</b>	<b>Total</b>
<b>2000</b>	701	159	860
<b>2001</b>	738	145	883
<b>2002</b>	744	186	930
<b>2003</b>	723	148	871
<b>2004</b>	776	178	954

---

\*The criminal statistics within this publication are only those criminal statistics reported to the Uniform Crime Reporting Program by the participating law enforcement agencies.

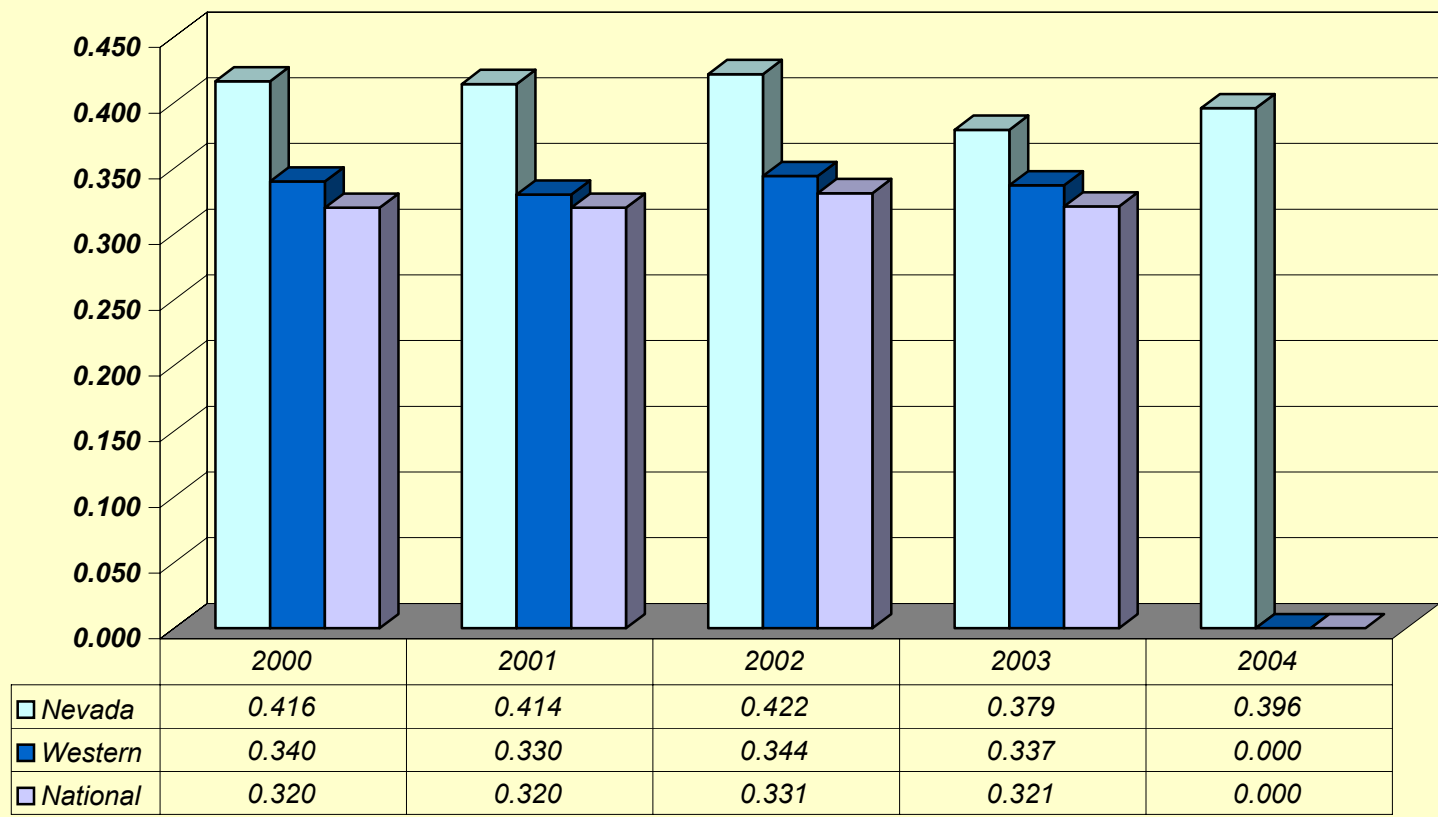
## 2004 Rape Offenses by Month & Monthly Average



### Profile of Persons Arrested

AGE	2000	2001	2002	2003	2004	5-year Total
<b>17 and Under</b>	42	45	28	31	36	182
<b>18-24</b>	67	55	44	86	36	288
<b>25-29</b>	33	44	18	38	31	164
<b>30-34</b>	34	29	30	43	29	165
<b>35-39</b>	36	39	42	41	21	179
<b>40 and Over</b>	88	49	60	73	52	322
<b>Total</b>	300	261	222	312	205	1,300
Male	297	260	221	311	204	1,293
Female	3	1	1	1	2	8

### Rape Rates Nevada, Western States, National



\*The criminal statistics within this publication are only those criminal statistics reported to the Uniform Crime Reporting Program by the participating law enforcement agencies.

# Fallon Police Department



Chief Russ Brooks

The men and women of the Fallon Police Department are committed to the prevention of crime and the protection of life and property; the preservation of peace, order, and safety; the equitable enforcement of laws and ordinances; and, the safeguarding of constitutional guarantees for all residents, businesses, and visitors within the City of Fallon.

[www.gofallon.com/fdp/](http://www.gofallon.com/fdp/)



# ROBBERY

2004

## Crime Clock - One Robbery Every 1 Hour, 47 Minutes

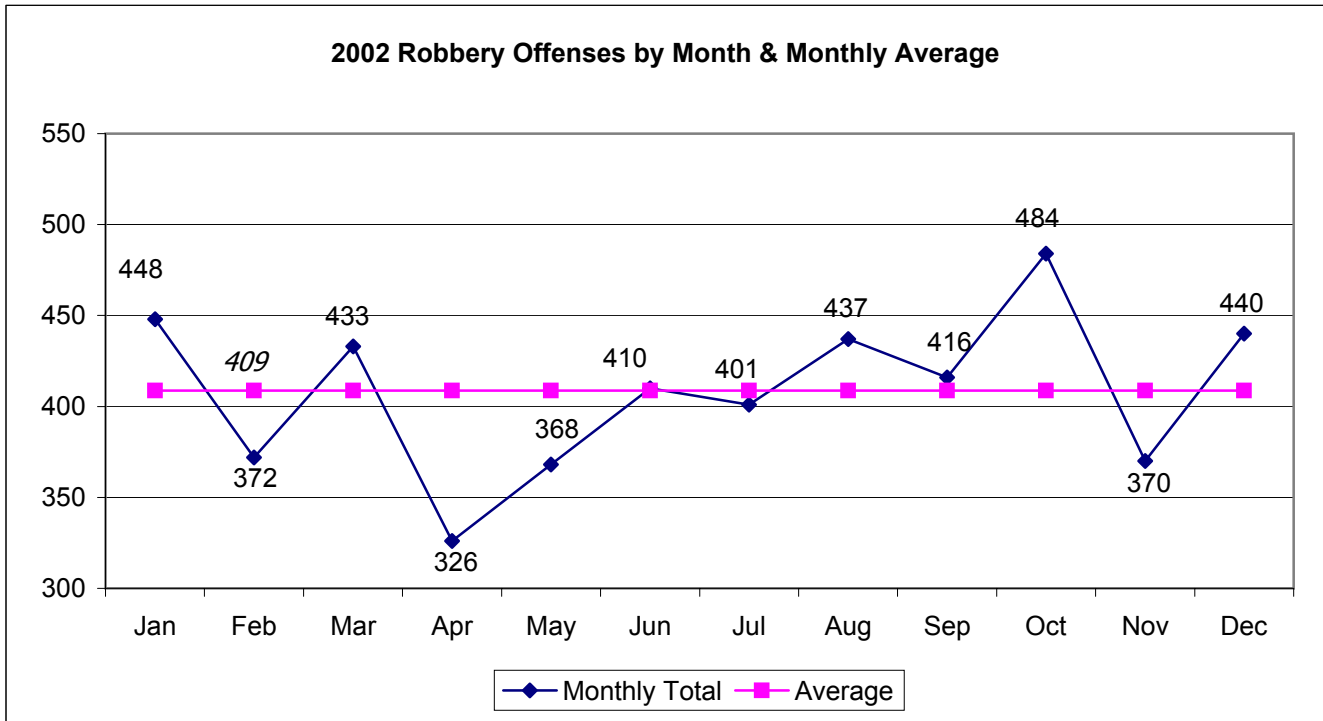
Robbery is defined by UCR as "the felonious and forcible taking of the property of another against his will by violence or by putting him in fear." All attempts to rob are included in the UCR report.

According to NRS 200.380, Robbery is the unlawful taking of personal property from the person of another, or in the presence, against his will, by means of force or violence or fear of injury, immediate or future, to his person or property, or the person or property of a member of his family, or of anyone in his company at the time of the robbery. A taking is by means of force or fear if used to: (a) Obtain or retain possession of the property; (b) Prevent or overcome resistance to the taking; or (c) Facilitate escape. The degree of force used is immaterial if it is used to compel acquiescence to the taking of or escaping with the property. A taking constitutes robbery whenever it appears that, although the taking was fully completed without the knowledge of the person from whom taken, such knowledge was prevented by the use of force or fear."

### Trends

	Number Reported	% Change from Previous Year	Rate/1,000
<b>2000</b>	4,543	7.94%	2.20
<b>2001</b>	4,932	8.56%	2.31
<b>2002</b>	5,119	3.79%	2.32
<b>2003</b>	5,215	1.88%	2.27
<b>2004</b>	4,905	-5.94%	2.03

2002 Robbery Offenses by Month & Monthly Average



\*The criminal statistics within this publication are only those criminal statistics reported to the Uniform Crime Reporting Program by the participating law enforcement agencies.



## Robbery

### Weapon Types, Persons Arrested, Offenses by Location

---

#### Weapon Types Used

TYPE	2000	2001	2002	2003	2004	5-year Total
Firearm	1,837	1,982	2,023	2,107	2,019	9,968
Knife	427	532	500	515	494	2,468
Other Weapon	358	380	476	410	398	2,022
Strong Arm	1,921	2,038	2,120	2,183	1,994	10,256
<b>Total</b>	<b>4,543</b>	<b>4,932</b>	<b>5,119</b>	<b>5,215</b>	<b>4,905</b>	<b>24,714</b>

#### Profile of Persons Arrested

AGE	2000	2001	2002	2003	2004	5-year Total
17 and Under	220	209	269	235	190	1,123
18-24	396	408	494	460	447	2,205
25-29	161	162	167	194	158	842
30-34	151	155	127	127	134	694
35-39	129	137	120	131	104	621
40 and Over	136	162	181	179	180	838
<b>Total</b>	<b>1,193</b>	<b>1,233</b>	<b>1,358</b>	<b>1,326</b>	<b>1,213</b>	<b>6,323</b>
Male	1,070	1,087	1,226	1,171	1,091	5,645
Female	123	146	132	155	122	678

#### Classification by Location and Number of Offenses

LOCATION	2000	2001	2002	2003	2004	5-year Total
Highway, Street, Alley, etc.	1,379	1,238	1,618	1,799	1,724	7,758
Commercial House	1,301	1,319	1,251	1,271	1,144	6,286
Gas/Service Station	64	87	42	53	42	288
Convenience Store	486	385	331	374	326	1,902
Residence	742	793	766	801	626	3,728
Bank/Lending Inst.	202	207	165	128	173	875
Miscellaneous	369	903	946	789	869	3,876
<b>Total</b>	<b>4,543</b>	<b>4,932</b>	<b>5,119</b>	<b>5,215</b>	<b>4,904</b>	<b>24,713</b>

\*The criminal statistics within this publication are only those criminal statistics reported to the Uniform Crime Reporting Program by the participating law enforcement agencies.

## Robbery Value of Property Stolen in Nevada

### Classification by Location and Value of Property Stolen

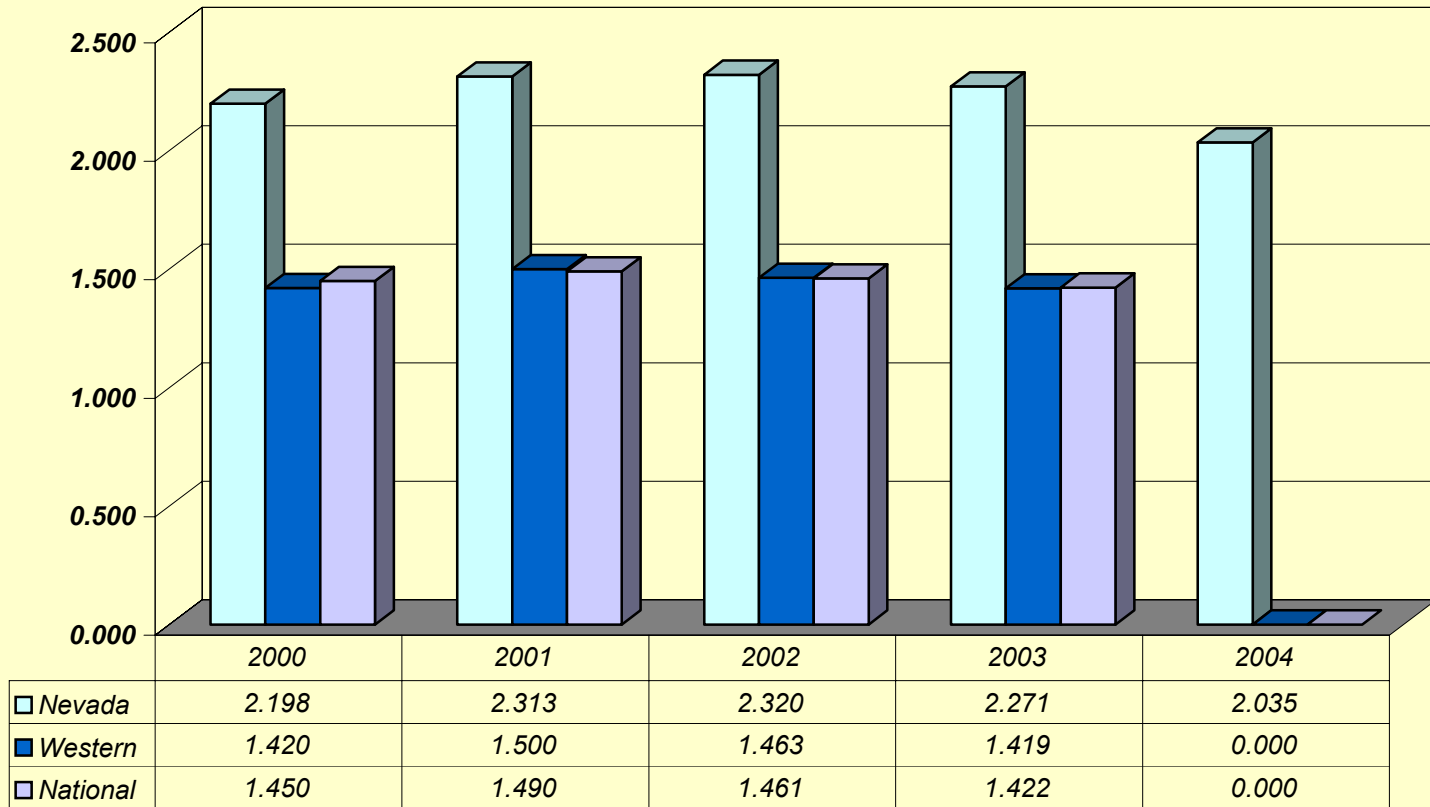
LOCATION	2000	2001	2002	2003	2004	5-year Total
Highway, Street, Alley, etc.	\$826,390	\$859,645	\$1,661,682	\$1,811,916	\$1,629,243	\$6,788,876
Commercial House	\$2,315,489	\$3,457,556	\$4,109,714	\$3,349,369	\$1,624,226	\$14,856,354
Gas/Service Station	\$34,374	\$139,718	\$24,709	\$30,598	\$67,314	\$296,713
Convenience Store	\$350,682	\$193,576	\$83,480	\$148,506	\$123,052	\$899,296
Residence	\$793,638	\$1,320,952	\$1,028,178	\$1,461,468	\$955,348	\$5,559,584
Bank/Lending Inst.	\$818,862	\$776,466	\$905,112	\$488,734	\$740,429	\$3,729,603
Miscellaneous	\$304,368	\$885,699	\$1,400,288	\$1,001,398	\$1,043,088	\$4,634,841
<b>Total</b>	<b>\$5,443,803</b>	<b>\$7,633,612</b>	<b>\$9,213,163</b>	<b>\$8,291,990</b>	<b>\$6,182,700</b>	<b>\$36,765,267</b>

### Classification by Location and Value of Property Stolen

LOCATION	2000	2001	2002	2003	2004
Highway, Street, Alley, etc.	15.2%	11.3%	18.0%	26.3%	26.4%
Commercial House	42.5%	45.3%	44.6%	26.3%	26.3%
Gas/Service Station	0.6%	1.8%	0.3%	1.1%	1.1%
Convenience Store	6.4%	2.5%	0.9%	2.0%	2.0%
Residence	14.6%	17.3%	11.2%	15.5%	15.5%
Bank/Lending Inst.	15.0%	10.2%	9.8%	12.0%	12.0%
Miscellaneous	5.6%	11.6%	15.2%	16.9%	16.9%
<b>Total</b>	<b>100.0%</b>	<b>100.0%</b>	<b>100.0%</b>	<b>100.0%</b>	<b>100.0%</b>


\*The criminal statistics within this publication are only those criminal statistics reported to the Uniform Crime Reporting Program by the participating law enforcement agencies.

### Robbery Rates Nevada, Western States, National



\*The criminal statistics within this publication are only those criminal statistics reported to the Uniform Crime Reporting Program by the participating law enforcement agencies.

# Henderson Police Department





Retired Chief Michael Mayberry

Acting Chief - Jim White

The mission of the Henderson Police Department is to enhance the quality of life in the City of Henderson by working cooperatively with the public and within the framework of the U.S. Constitution to enforce the laws, preserve the peace, and provide for a safe environment.

[www.cityofhenderson.com/police/](http://www.cityofhenderson.com/police/)



# AGGRAVATED ASSAULT

2004

---

## Crime Clock - One Aggravated Assault Every 1 Hour, 3 Minutes

An aggravated assault is an attempt or offer, with unlawful force or violence, to do physical injury to another. This type of assault is usually accompanied by the use of a weapon or other means likely to produce death or serious bodily injury. Attempts are included since it is not necessary that an injury result when a gun, knife, or other weapon is used which could and probably would result in serious personal injury if the crime is successfully completed. Assaults with personal weapons (hands, fists, feet) are scored as aggravated if there is personal injury requiring more than simple first-aid treatment.

Assault--NRS 200.471 (1)...means an unlawful attempt, coupled with a present ability, to commit a violent injury on the person of another...(2) (b)...use of a deadly weapon, or the present ability to use a deadly weapon...

Battery--NRS 200.481 (1) (a) ...means any willful and unlawful use of force or violence upon the person of another.

Not included in this class are simple (non-aggravated) assaults. Simple assaults are non-index offenses, although a record is kept of these assaults on the "Offenses Known to Police" form. During 2004, there were 34,452 simple assaults reported in Nevada, with a clearance rate of 39.87%.

There were 8,348 aggravated assault offenses reported to enforcement in 2004. The range went from 497 in February to 808 in September.

In 2004, Nevada law enforcement cleared 3,043 aggravated assaults (36.45%).

---

### Trends

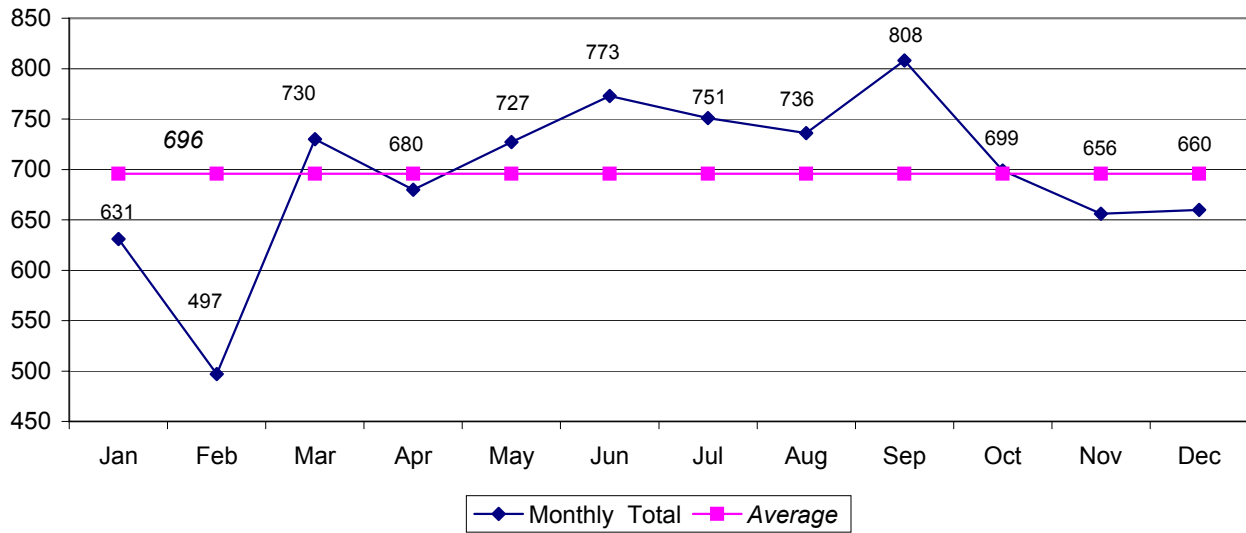
---

	<b>Number Reported</b>	<b>% Change from Previous Year</b>	<b>Rate/1,000</b>
<b>2000</b>	4,943	-1.02%	2.39
<b>2001</b>	6,337	28.20%	2.97
<b>2002</b>	7,634	20.47%	3.46
<b>2003</b>	7,528	-1.39%	3.28
<b>2004</b>	8,348	10.89%	3.46

---

\*The criminal statistics within this publication are only those criminal statistics reported to the Uniform Crime Reporting Program by the participating law enforcement agencies.

### 2004 Assault Offenses by Month & Monthly Average



### Weapon Types Used

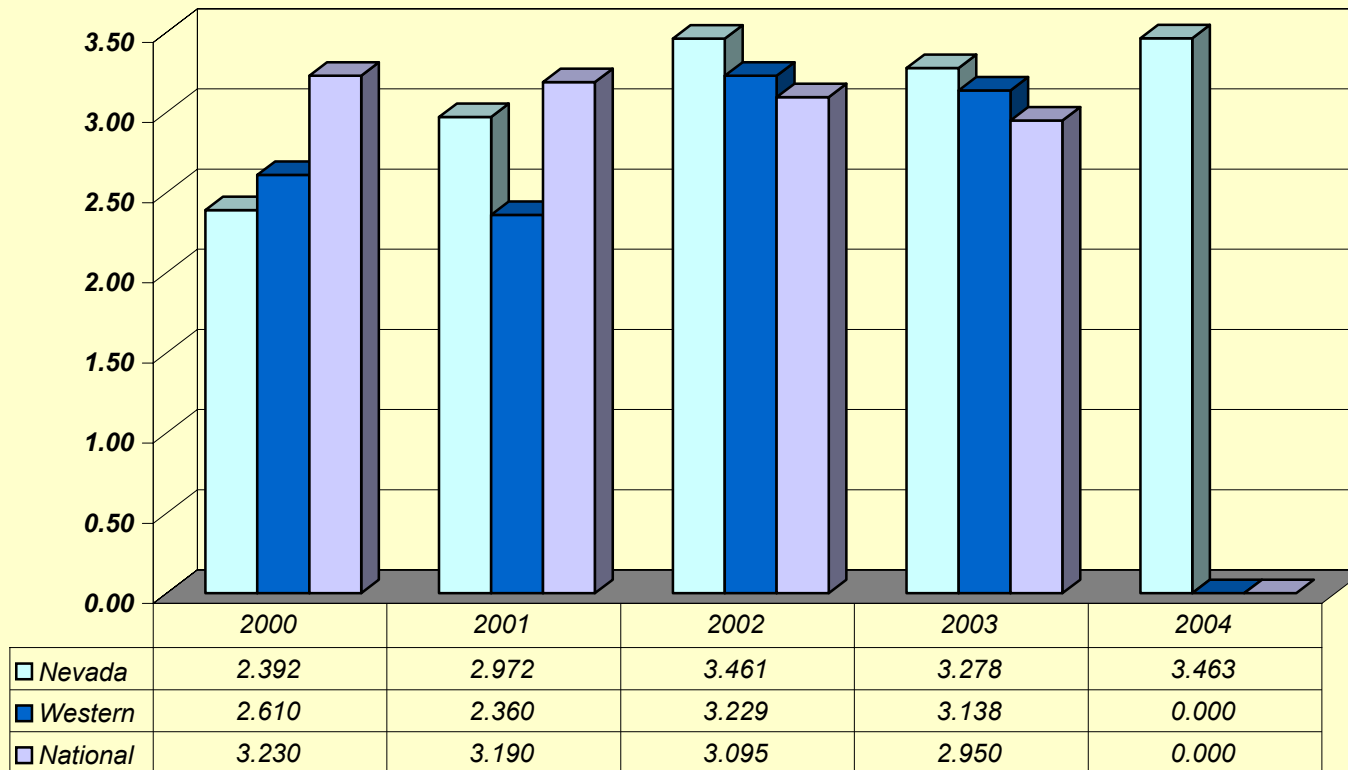
TYPE	2000	2001	2002	2003	2004	5-year Total
Firearm	757	808	1,285	1,593	1,652	6,095
Knife	1,163	1,392	1,582	1,665	1,828	7,630
Other Weapon	1,947	2,616	2,954	2,987	3,728	14,232
Strong Arm	1,076	1,521	1,813	1,283	1,140	6,833
<b>Total</b>	<b>4,943</b>	<b>6,337</b>	<b>7,634</b>	<b>7,528</b>	<b>8,348</b>	<b>34,790</b>

### Profile of Persons Arrested

AGE	2000	2001	2002	2003	2004	5-year Total
17 and Under	261	332	271	351	492	1,707
18-24	427	595	488	552	933	2,995
25-29	164	291	307	314	499	1,575
30-34	194	345	282	314	491	1,626
35-39	189	331	274	281	458	1,533
40 and Over	364	572	547	524	999	3,006
<b>Total</b>	<b>1,599</b>	<b>2,466</b>	<b>2,169</b>	<b>2,336</b>	<b>3,872</b>	<b>12,442</b>
Male	1,300	1,948	1,724	1,889	3,009	9,870
Female	299	518	445	447	863	2,572

\*The criminal statistics within this publication are only those criminal statistics reported to the Uniform Crime Reporting Program by the participating law enforcement agencies.

### Aggravated Assault Rates Nevada, Western States, National



\*The criminal statistics within this publication are only those criminal statistics reported to the Uniform Crime Reporting Program by the participating law enforcement agencies.

# Lovelock Police Department



Chief Michael Mancebo

Lovelock Police Department  
PO Box 1100  
400 14th Street  
Lovelock, NV 89419  
Phone: 775-273-2256

[www.cityoflovelock.com/police.htm](http://www.cityoflovelock.com/police.htm)





# BURGLARY

2004

## Crime Clock - One Burglary Every 22 Minutes, 43 Seconds

Burglary, also known as breaking and entering, is "...the unlawful entry or attempted forcible entry of any structure to commit a felony or larceny."

Burglary--NRS 205.060, (1) Every person who, by day or night, enters any house, room, apartment, tenement, shop, warehouse, store, mill, barn, stable, outhouse, or other building, tent, vessel, vehicle, vehicle trailer, semi-trailer or house trailer, airplane, glider, boat or railroad car, with intent to commit grand or petit larceny, assault or battery on any person or any felony, is guilty of burglary.

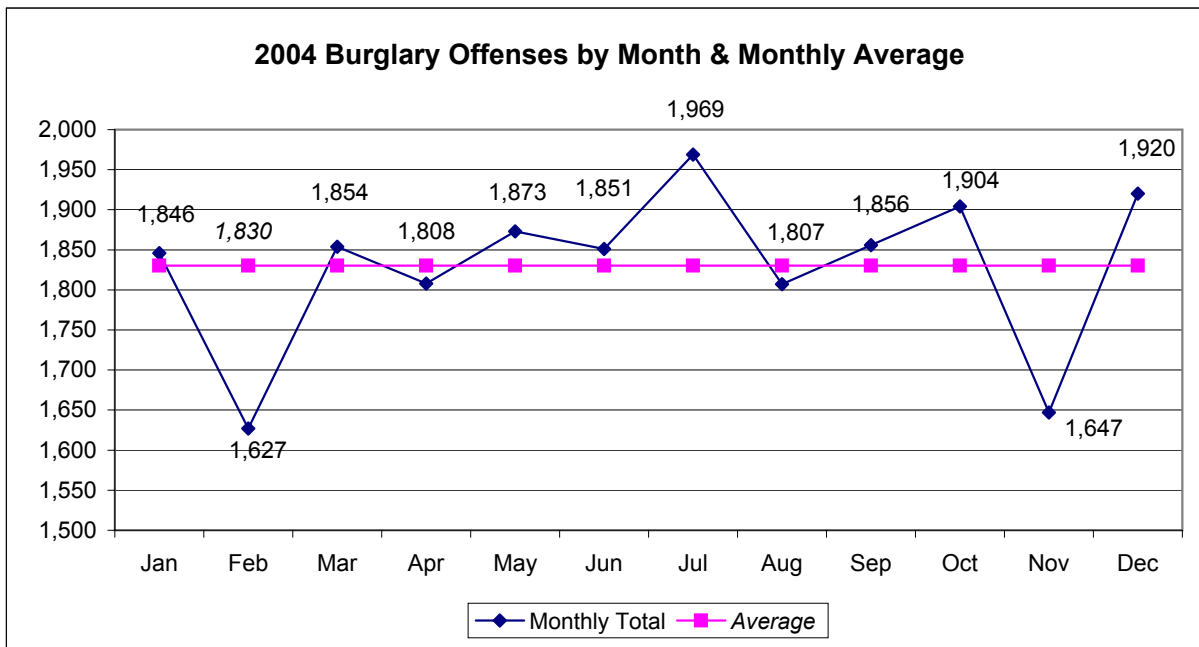
Incidents of burglary occurred most frequently during the months of July (1,969), and December (1,920). Their cumulative number represented 16.80% of the annual total.

Of the 23,137 burglaries reported to law enforcement in Nevada in 2004, 4,759 (20.57%) were cleared.

Nevada's burglary rate per 1,000 population in 2004 was 9.60. The highest recorded rate for the past ten years was in 1995 (12.65).

### Trends

	Number Reported	% Change from Previous Year	Rate/1,000
<b>2000</b>	17,526	-0.5%	8.48
<b>2001</b>	17,710	1.0%	8.30
<b>2002</b>	18,953	7.0%	8.59
<b>2003</b>	21,962	15.9%	9.56
<b>2004</b>	23,137	5.4%	9.60



\*The criminal statistics within this publication are only those criminal statistics reported to the Uniform Crime Reporting Program by the participating law enforcement agencies.

---



---

**Profile of Persons Arrested**

---

<b>AGE</b>	<b>2000</b>	<b>2001</b>	<b>2002</b>	<b>2003</b>	<b>2004</b>	<b>5-year Total</b>
<b>17 and Under</b>	1,056	969	745	847	640	4,257
<b>18-24</b>	1,175	1,209	1,307	1,494	1,431	6,616
<b>25-29</b>	493	585	645	739	732	3,194
<b>30-34</b>	558	558	598	663	692	3,069
<b>35-39</b>	542	504	589	583	588	2,806
<b>40 and Over</b>	712	802	897	903	880	4,194
<b>Total</b>	4,536	4,627	4,781	5,229	4,963	24,136
Male	3,485	3,591	3,718	3,971	3,814	18,579
Female	1,051	1,036	1,063	1,258	1,149	5,557

---



---

**Type of Entry**

---

<b>TYPE</b>	<b>2000</b>	<b>2001</b>	<b>2002</b>	<b>2003</b>	<b>2004</b>	<b>5-year Total</b>
<b>Forcible Entry</b>	10,201	10,266	10,956	12,788	12,979	57,190
<b>Unlawful Entry-No Force</b>	6,404	6,543	7,113	8,369	9,031	37,460
<b>Attempted Forcible Entry</b>	921	901	884	805	1,127	4,638
<b>Total</b>	17,526	17,710	18,953	21,962	23,137	99,288

---

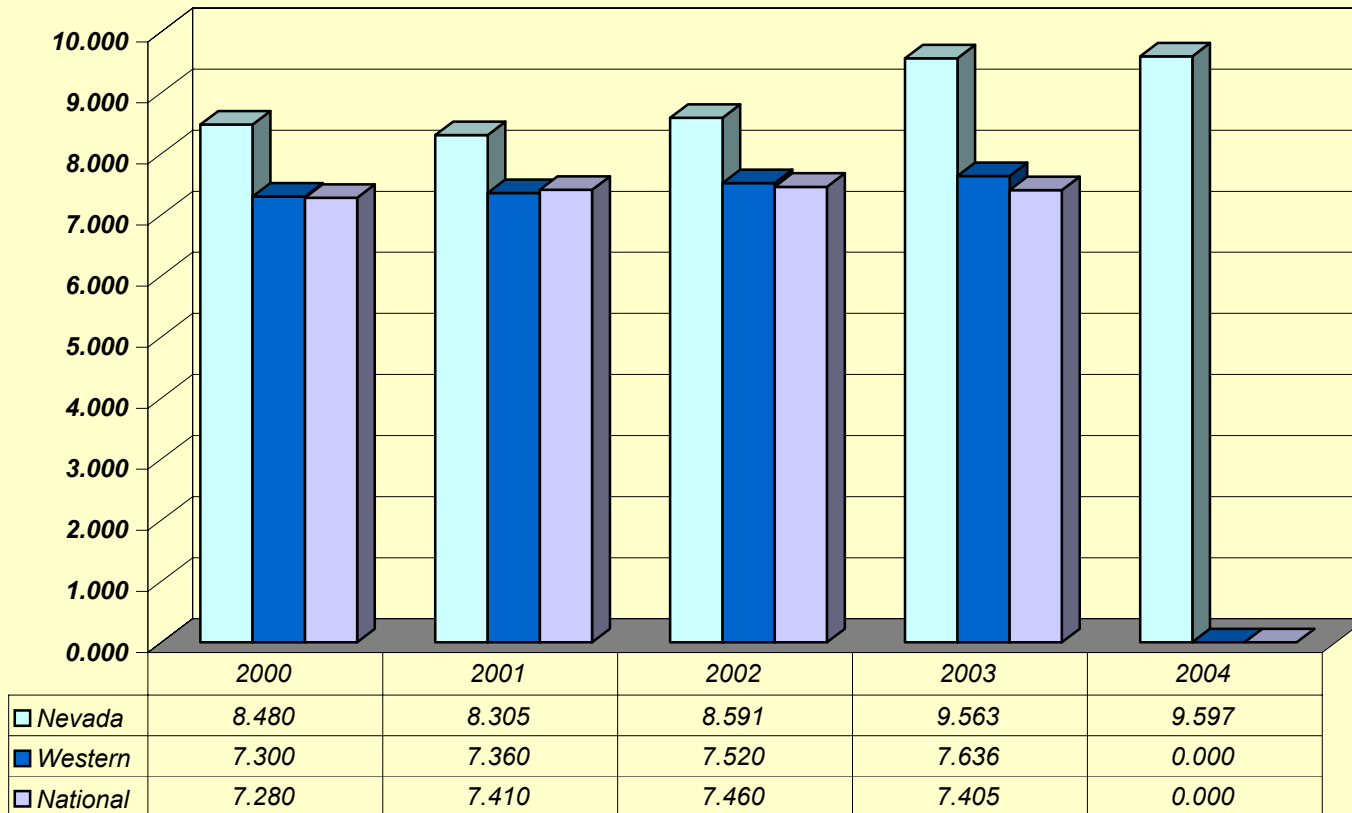
\*The criminal statistics within this publication are only those criminal statistics reported to the Uniform Crime Reporting Program by the participating law enforcement agencies.

**Burglary Offenses and Value by Time of Day**

<b>Residence</b>	<b>2000</b>		<b>2001</b>		<b>2002</b>		<b>2003</b>		<b>2004</b>	
6 pm - 6 am	2,473	\$3,634,681	2,022	\$3,908,508	1,897	\$4,457,284	1,986	\$5,728,326	2,185	\$4,709,862
6 am - 6 pm	4,015	\$7,825,381	3,605	\$7,468,566	3,517	\$8,318,096	3,597	\$11,010,861	3,968	\$11,022,087
Unknown	5,189	\$11,031,647	6,548	\$15,944,677	7,529	\$16,729,882	8,672	\$28,448,332	8,534	\$28,055,970
<b>Subtotal</b>	11,677	\$22,491,709	12,175	\$27,321,751	12,943	\$29,505,263	14,255	\$45,187,518	14,687	\$43,787,919
<b>Non Residence</b>										
6 pm - 6 am	1,904	\$2,249,934	1,437	\$2,267,504	1,347	\$3,518,336	1,660	\$3,439,465	1,842	\$2,742,999
6 am - 6 pm	890	\$1,039,962	775	\$1,176,278	654	\$713,130	919	\$1,069,930	967	\$2,063,664
Unknown	3,055	\$8,751,860	3,323	\$9,579,015	4,009	\$10,171,308	5,128	\$21,046,282	5,641	\$22,012,742
<b>Subtotal</b>	5,849	\$12,041,756	5,535	\$13,022,797	6,010	\$14,402,774	7,707	\$25,555,677	8,450	\$26,819,405
<b>Grand Total</b>	17,526	\$34,533,465	17,710	\$40,344,548	18,953	\$43,908,037	21,962	\$70,743,195	23,137	\$70,607,324

\*The criminal statistics within this publication are only those criminal statistics reported to the Uniform Crime Reporting Program by the participating law enforcement agencies.

### Burglary Rates Nevada, Western States, National



\*The criminal statistics within this publication are only those criminal statistics reported to the Uniform Crime Reporting Program by the participating law enforcement agencies.

# Las Vegas Metro Police Department



Chief Bill Young

The mission of the Las Vegas Metropolitan Police Department is to protect people, property and rights in our community.

[www.lvmpd.com](http://www.lvmpd.com)



# LARCENY-THEFT

2004

---

**Crime Clock - One Larceny Every 10 Minutes, 01 Seconds**

Larceny is the unlawful taking of the property of another with the intent to deprive him of ownership.

Theft--NRS 205.0832: A person commits theft if, without lawful authority, he knowingly:

- (1) Controls any property of another person with the intent to deprive that person of the property.
- (2) Converts, makes an unauthorized transfer of an interest in, or without authorization controls any property of another person, or uses the services or property of another person entrusted to him or placed in his possession for a limited, authorized period of determined or prescribed duration or for a limited use.
- (3) Obtains real or personal property or the services of another person by a material misrepresentation with intent to deprive that person of the property or services. As used in this subsection, "material misrepresentation" means the use of any pretense, or the making of any promise, representation or statement of present, past or future fact which is fraudulent and which, when used or made, is instrumental in causing the wrongful control or transfer of property or services. The pretense may be verbal or it may be a physical act.
- (4) Comes into control of lost, mislaid or misdelivered property of another person under circumstances providing means of inquiry as to the true owner and appropriates that property to his own use or that of another person without reasonable efforts to notify the true owner.
- (5) Controls property of another person knowing or having reason to know that the property was stolen.
- (6) Obtains services which he knows are available only for compensation without paying or agreeing to pay compensation or diverts the services of another person to his own benefit or that of another person without lawful authority to do so.
- (7) Takes, destroys, conceals or disposes of property in which another person has a security interest, with intent to defraud that person.
- (8) Commits any act that is declared to be theft by a specific statute.
- (9) Draws or passes a check, and in exchange obtains property or services, if he knows that the check will not be paid when presented.

---

## Trends

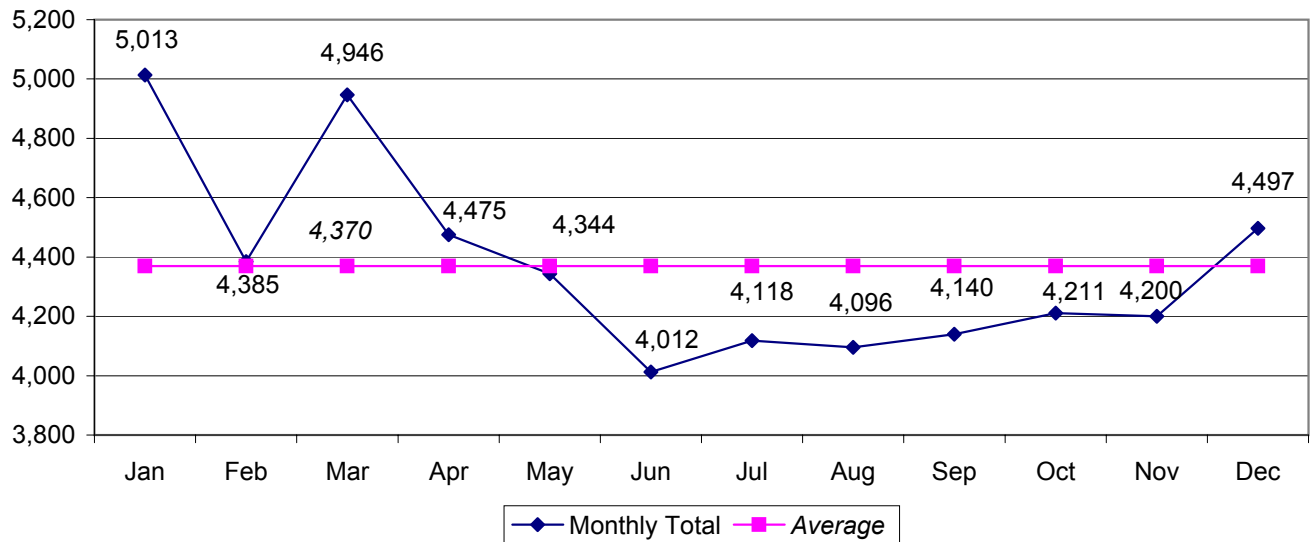
---

	<b>Number Reported</b>	<b>% Change from Previous Year</b>	<b>Rate/1,000</b>
<b>2000</b>	44,125	2.2%	21.35
<b>2001</b>	45,072	2.1%	21.14
<b>2002</b>	47,461	5.3%	21.51
<b>2003</b>	53,325	12.4%	23.22
<b>2004</b>	52,437	-1.7%	21.75

---

\*The criminal statistics within this publication are only those criminal statistics reported to the Uniform Crime Reporting Program by the participating law enforcement agencies.

### 2004 Larceny Offenses by Month & Monthly Average



### Profile of Persons Arrested

AGE	2000	2001	2002	2003	2004	5-year Total
17 and Under	3,516	3,382	3,480	3,177	3,514	17,069
18-24	2,239	2,345	2,482	2,666	2,711	12,443
25-29	950	1,062	1,136	1,094	1,194	5,436
30-34	1,077	1,122	1,204	1,191	1,176	5,770
35-39	1,211	1,241	1,223	1,187	1,178	6,040
40 and Over	2,381	2,484	2,595	2,836	2,800	13,096
<b>Total</b>	<b>11,374</b>	<b>11,636</b>	<b>12,120</b>	<b>12,151</b>	<b>12,573</b>	<b>59,854</b>
<b>Male</b>	<b>7,668</b>	<b>7,795</b>	<b>8,024</b>	<b>8,068</b>	<b>8,110</b>	<b>39,665</b>
<b>Female</b>	<b>3,706</b>	<b>3,841</b>	<b>4,096</b>	<b>4,083</b>	<b>4,463</b>	<b>20,189</b>

\*The criminal statistics within this publication are only those criminal statistics reported to the Uniform Crime Reporting Program by the participating law enforcement agencies.

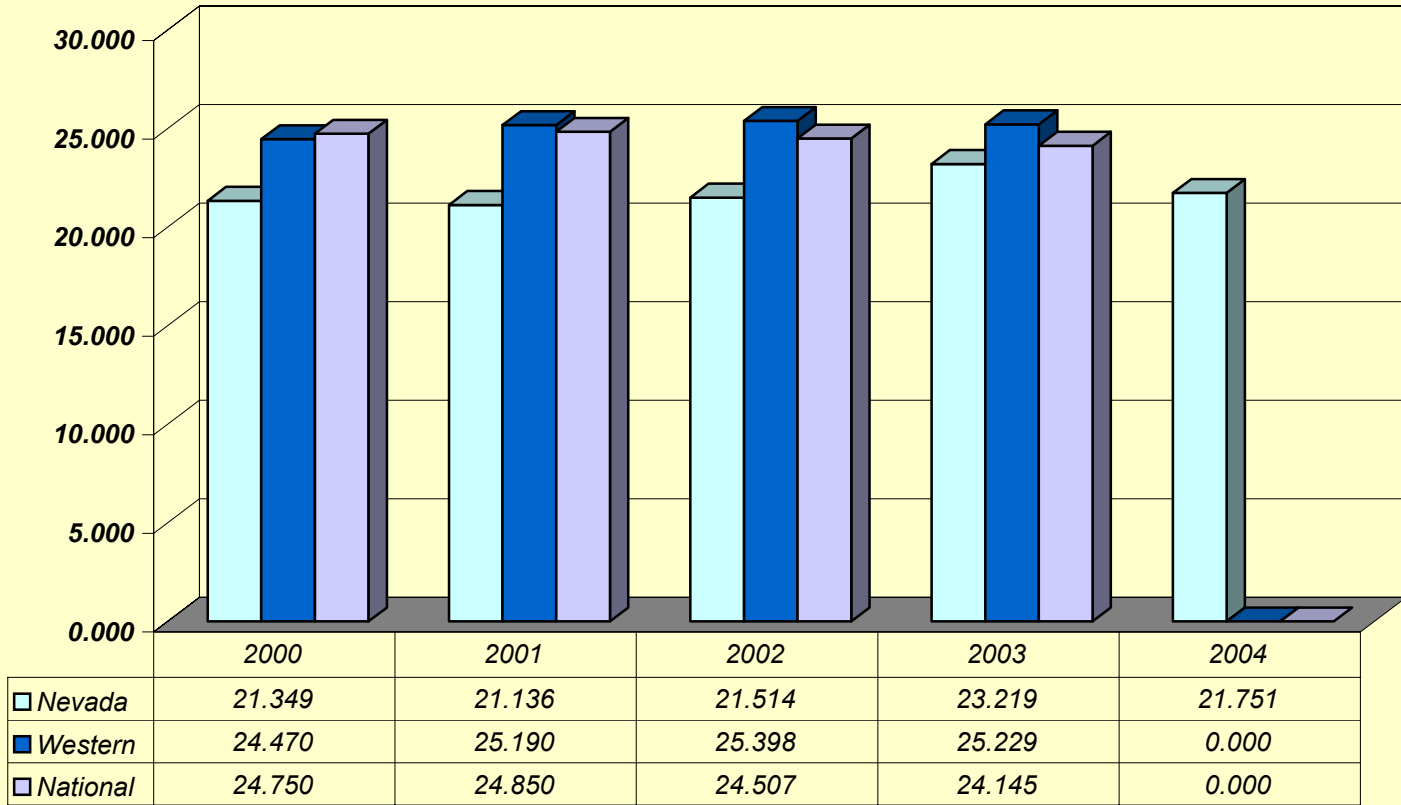
**Larceny Offenses and Value by Classification**

	<b>2000</b>		<b>2001</b>		<b>2002</b>		<b>2003</b>		<b>2004</b>	
Pocket-Picking	326	\$204,914	333	\$180,598	313	\$162,271	311	\$250,520	350	\$213,432
Purse-Snatching	424	\$233,849	642	\$387,675	599	\$308,630	553	\$1,017,290	600	\$492,965
Shoplifting	4,578	\$649,695	4,695	\$2,401,714	4,578	\$1,039,392	4,366	\$1,090,449	4,419	\$1,133,234
From Motor Vehicles	8,245	\$6,692,267	9,920	\$7,752,645	11,260	\$7,692,116	11,309	\$9,323,693	10,728	\$9,268,837
MV Parts & Accessories	7,043	\$7,430,616	6,166	\$9,159,352	5,703	\$6,871,223	6,241	\$8,946,038	6,863	\$10,671,526
Bicycles	1,160	\$390,506	1,266	\$506,941	1,562	\$647,079	1,011	\$311,009	741	\$243,849
From Buildings	15,239	\$18,120,344	15,197	\$19,688,396	16,187	\$16,726,269	20,104	\$27,115,019	21,453	\$25,869,714
From Coin-Op Machines	144	\$55,387	196	\$86,975	248	\$138,299	192	\$250,289	229	\$264,810
All Other	6,966	\$10,005,172	6,657	\$17,374,625	7,011	\$12,189,844	9,238	\$18,366,124	6,988	\$13,437,961
<b>Total</b>	<b>44,125</b>	<b>\$ 43,782,749</b>	<b>45,072</b>	<b>\$57,538,920</b>	<b>47,461</b>	<b>\$45,775,124</b>	<b>53,325</b>	<b>\$66,670,432</b>	<b>52,371</b>	<b>\$61,596,328</b>

\*The criminal statistics within this publication are only those criminal statistics reported to the Uniform Crime Reporting Program by the participating law enforcement agencies.



### Larceny Rates Nevada, Western States, National



\*The criminal statistics within this publication are only those criminal statistics reported to the Uniform Crime Reporting Program by the participating law enforcement agencies.

# Mesquite Police Department



Chief Douglas Law

The Police Department's mission is to work with the community to prevent crime, reduce the fear of crime, and promote the safety of citizens through legal and ethical means.

[www.mesquitenv.com/services](http://www.mesquitenv.com/services)



# Carlin Police Department



# MOTOR VEHICLE THEFT

2004

---

**Crime Clock 1 Motor Vehicle Theft Every 23 Minutes, 13 Seconds**

Uniform Crime Reporting (UCR) defines motor vehicle theft as the larceny or attempted larceny of a motor vehicle, including "joy riding." Excluded from this class is a reported offense where there is lawful access to the vehicle, such as a family situation or unauthorized use by others with lawful access, such as with employees.

Motor vehicles are defined by UCR as self-propelled vehicles that run on the surface of the land and not on rails, such as automobiles, trucks, buses, motorcycles, motor scooters, snowmobiles, ATV's, etc. Not included are farm equipment, construction equipment, airplanes, motorboats.

Motor Vehicle Theft--NRS 205.2715: (1) Every person who takes and carries away or drives away the vehicle of another without the intent to permanently deprive the owner thereof but without the consent of the owner of such vehicles is guilty of a gross misdemeanor. (2) Every person who is in possession of a vehicle without the consent of the owner of such vehicle may reasonably be inferred to have taken and carried away or driven away the vehicle.

Motor vehicle thefts occurred most frequently during the months of November (1,974) and December (2,071). These months collectively accounted for 17.88% of 2004's total motor vehicle theft offenses.

Law enforcement cleared 2,710 (11.97%) of all motor vehicle thefts in Nevada in 2004.

---

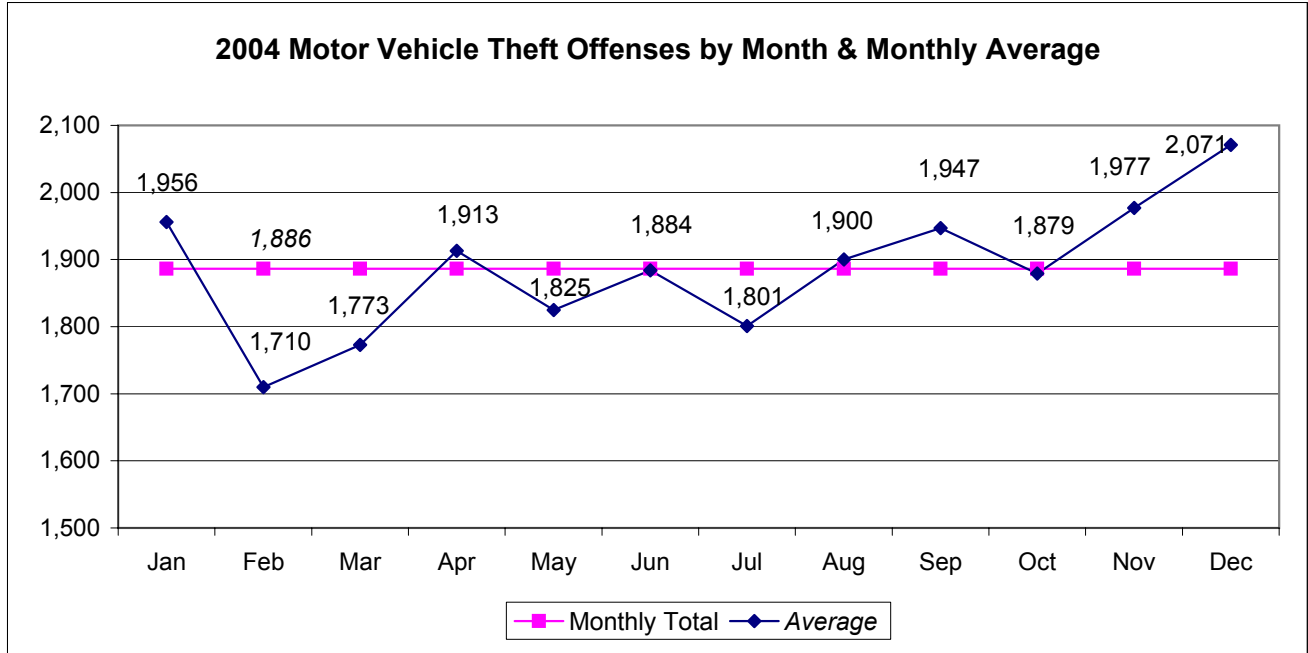
## Trends

---

	<b>Number Reported</b>	<b>% Change from Previous Year</b>	<b>Rate/1,000</b>
<b>2000</b>	13,172	0.6%	6.37
<b>2001</b>	14,703	11.6%	6.89
<b>2002</b>	17,485	18.9%	7.93
<b>2003</b>	20,849	19.2%	9.08
<b>2004</b>	22,636	8.6%	9.39

---

\*The criminal statistics within this publication are only those criminal statistics reported to the Uniform Crime Reporting Program by the participating law enforcement agencies.



### Profile of Persons Arrested

AGE	2000	2001	2002	2003	2004	5-year Total
<b>17 and Under</b>	526	506	528	455	314	2,329
<b>18-24</b>	475	594	687	714	772	3,242
<b>25-29</b>	184	246	241	295	309	1,275
<b>30-34</b>	179	220	219	247	239	1,104
<b>35-39</b>	122	158	170	187	198	835
<b>40 and Over</b>	142	161	224	192	213	932
<b>Total</b>	1,628	1,885	2,069	2,090	2,045	9,717
<b>Male</b>	1,370	1,555	1,719	1,730	1,698	8,072
<b>Female</b>	258	330	350	360	347	1,645

\*The criminal statistics within this publication are only those criminal statistics reported to the Uniform Crime Reporting Program by the participating law enforcement agencies.

---



---

Type of Vehicle

---

	<b>2000</b>	<b>2001</b>	<b>2002</b>	<b>2003</b>	<b>2004</b>	<b>5-year Total</b>
Automobile	8,633	9,916	12,075	15,106	15,439	61,169
Truck/Bus	3,746	4,138	4,501	4,597	5,764	22,746
Other Vehicle	793	865	911	1,146	1,434	5,149
<b>Grand Total</b>	<b>13,172</b>	<b>14,919</b>	<b>17,485</b>	<b>20,849</b>	<b>22,636</b>	<b>89,061</b>

---



---



---

Locally Stolen Motor Vehicles Recovered

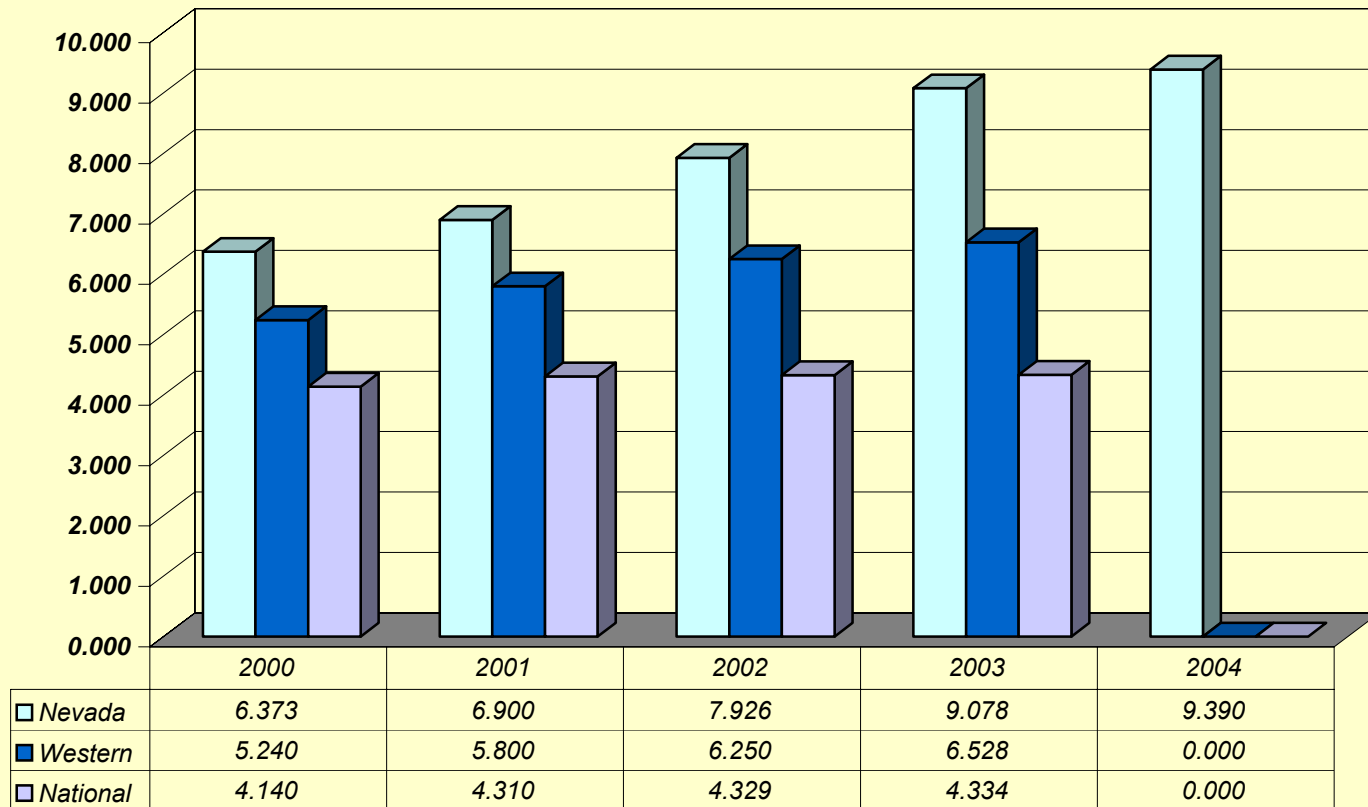
---

	<b>2000</b>	<b>2001</b>	<b>2002</b>	<b>2003</b>	<b>2004</b>	<b>5-year Total</b>
Stolen and Recovered Locally	9,470	10,774	13,615	16,467	18,327	68,653
Stolen Locally - Recovered by Other Jurisdiction	2,566	2,592	3,252	3,566	3,702	15,678
<b>Total</b>	<b>12,036</b>	<b>13,366</b>	<b>16,867</b>	<b>20,033</b>	<b>22,029</b>	<b>84,331</b>
Stolen in Other Jurisdiction - Recovered Locally	2,160	2,122	2,459	2,458	3,180	12,379

---

\*The criminal statistics within this publication are only those criminal statistics reported to the Uniform Crime Reporting Program by the participating law enforcement agencies.

### Motor Vehicle Thefts Nevada, Western States, National



\*The criminal statistics within this publication are only those criminal statistics reported to the Uniform Crime Reporting Program by the participating law enforcement agencies.

# North Las Vegas Police Department



Chief Mark S. Paresi

The North Las Vegas Police Department's mission is to provide quick, thorough, and progressive police services that are sensitive to the concerns and needs of the public. This is accomplished by protecting lives and property; maintaining social order by enforcing federal, state, and local laws; working in a collaborative effort with the community to identify problems and disorder; and involving the community in the search for solutions. The Police Department is committed to having a positive impact in the City of North Las Vegas by reducing crime, reducing the fear of crime and enhancing the quality of life in the community.

[www.cityfnorthlasvegas.com/departments/police/police.cfm](http://www.cityfnorthlasvegas.com/departments/police/police.cfm)



Laura Marscheck, Denise Scarff, Manager Barbara Telles, Liz Puga, Cheri Barraza, Toni Sotello, Maryann Sheehan, Luz Mendez, Teresa Ryan, Cheryl Light

# ARSON

2004

---

## Crime Clock - One Arson Every 12 Hours, 40 Minutes

Arson was the eighth and latest Index Offense to be added to the UCR Program by congressional mandate in 1979. Since only 8,528 agencies covering 65.2% of the United State's population submitted reports for all 12 months of that year, data users should be aware that the figures do not represent the Nation's total arson experience. Caution is recommended when viewing arson trend information. Figures may have been influenced by improved arson reporting procedures. It is expected that year-to-year statistical comparability will improve as collection continues.

Nationally, 71,319 arsons were reported in 2004. The national overall rate of arson per 100,000 population was 30.4. Nationally, the average dollar loss for property damage or destroyed in reported arsons was \$11,942 per incident. There were 692 arsons reported in Nevada in 2004, compared to 573 in 2004. Nevada's arson rate per 1,000 population has generally decreased since the 1995 rate of 47. The 2001 and 2004 rate are the lowest at .25.

Arson--NRS 205.005, Any person shall be deemed to have set fire to a building, structure or any property mentioned in NRS 205.010 to 205.030, inclusive, whenever any part thereof or anything therein shall be scorched, charred or burned.

In 2004, arson offenses in Nevada occurred most frequently during the months of July (83), and August (94). These months represented 25.57% of the year's total. Law enforcement cleared 80 (11.56%) of reported arson offenses in 2004.

---

### Trends

---

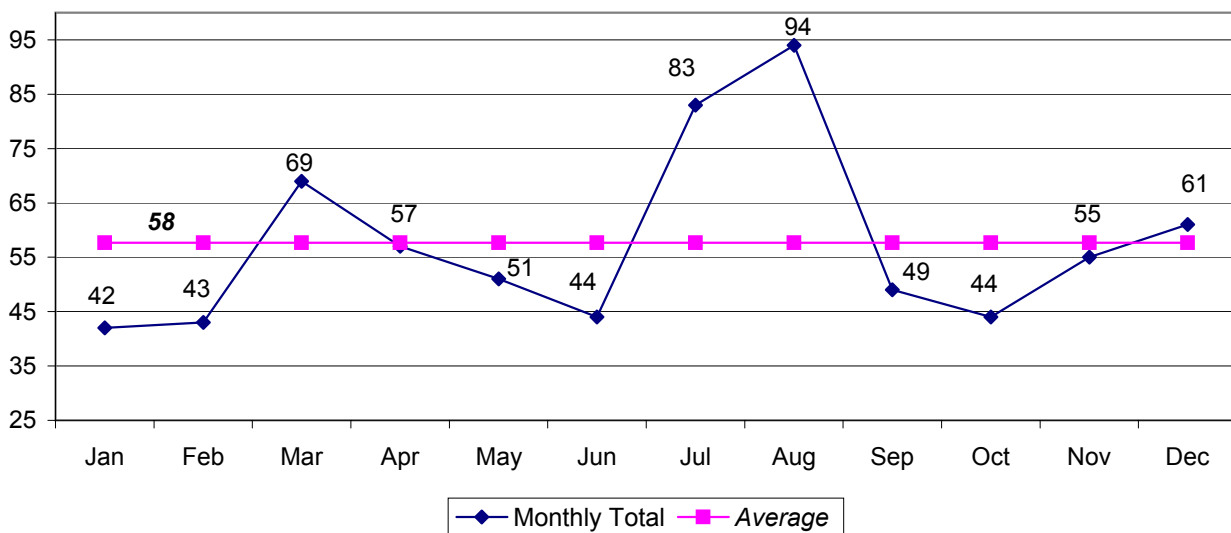
	<b>Number Reported</b>	<b>% Change from Previous Year</b>	<b>Rate/1,000</b>
<b>2000</b>	581	-6.9%	0.28
<b>2001</b>	536	-7.7%	0.25
<b>2002</b>	630	17.5%	0.29
<b>2004</b>	573	-9.0%	0.25
<b>2004</b>	692	20.8%	0.30

---

\*The criminal statistics within this publication are only those criminal statistics reported to the Uniform Crime Reporting Program by the participating law enforcement agencies.



### 2004 Arson Offenses by Month & Monthly Average



### Profile of Persons Arrested

AGE	2000	2001	2002	2003	2004	5-year Total
<b>17 and Under</b>	62	143	91	72	117	485
<b>18-24</b>	5	7	18	13	24	67
<b>25-29</b>	2	2	5	5	8	22
<b>30-34</b>	1	4	2	5	5	17
<b>35-39</b>	1	7	8	6	5	27
<b>40 and Over</b>	8	15	17	6	10	56
<b>Total</b>	79	178	141	107	169	674
Male	65	122	123	85	136	531
Female	14	56	18	22	33	143

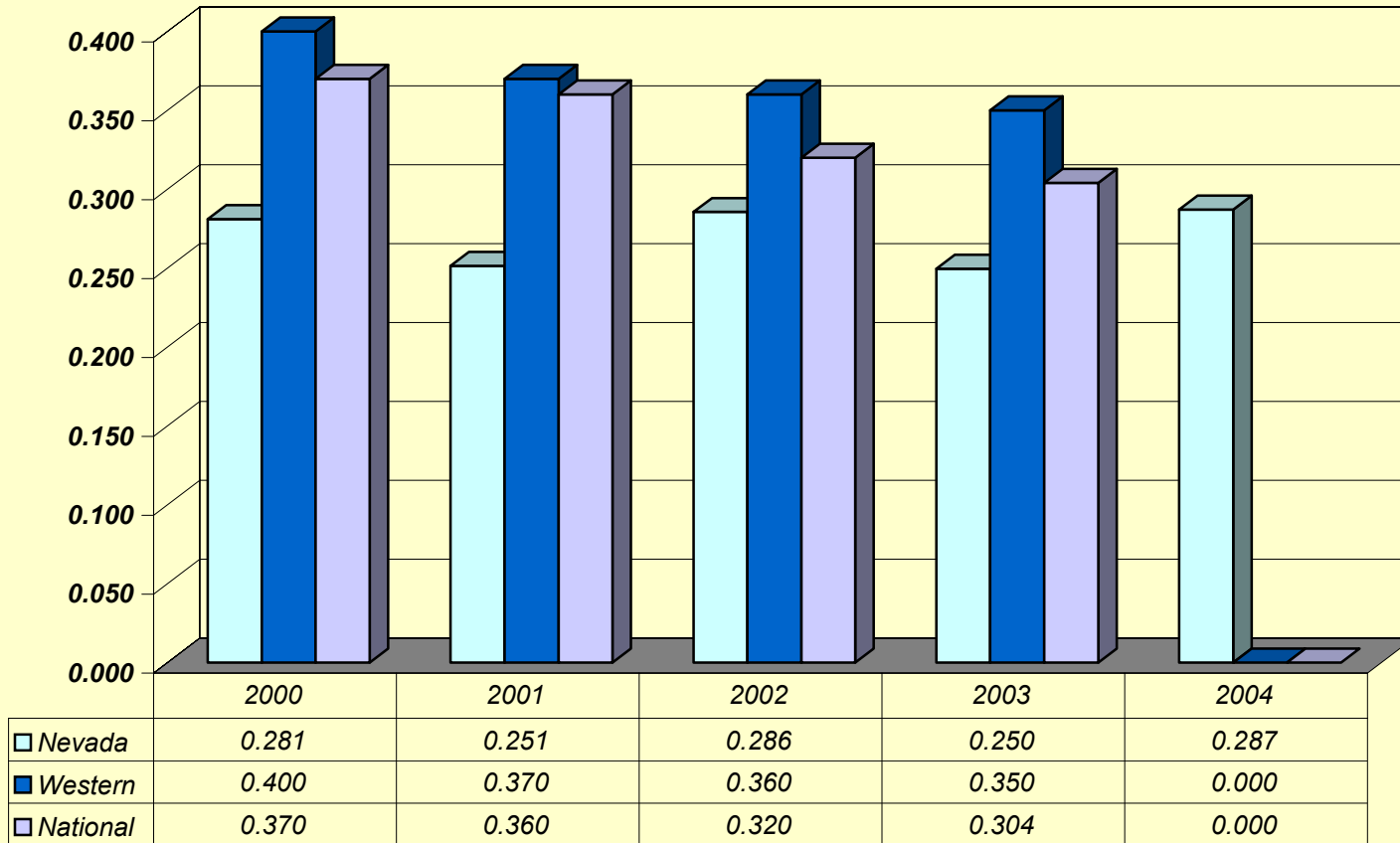
\*The criminal statistics within this publication are only those criminal statistics reported to the Uniform Crime Reporting Program by the participating law enforcement agencies.

### Arson Offenses by Property Type and Estimated Value

Structural	2000		2001		2002		2003		2004	
	# of	Value of	# of	Value of	# of	Value of	# of	Value of	# of	Value of
	offenses	loss	offenses	loss	offenses	loss	offenses	loss	offenses	loss
Residential	115	\$2,450,428	118	\$1,713,463	148	\$1,867,500	103	\$2,276,976	105	\$1,618,976
Non-Residential	98	\$3,458,190	52	\$1,909,274	89	\$4,498,790	82	\$17,862,508	109	\$1,001,391
<b>Mobile</b>										
Cars, Trailers, Boats, etc...	213	\$1,336,774	236	\$1,889,626	272	\$1,585,961	266	\$2,004,060	348	\$2,535,206
<b>All Other</b>										
Crops, Fields, Signs, etc...	155	\$32,867	130	\$64,422	121	\$27,389	122	\$133,043	130	\$307,275
<b>Total</b>	581	\$7,278,259	536	\$5,576,785	630	\$7,979,640	573	\$22,276,587	692	\$5,462,848


\*The criminal statistics within this publication are only those criminal statistics reported to the Uniform Crime Reporting Program by the participating law enforcement agencies.

### Arson Rates - Nevada, Western States, National



\*The criminal statistics within this publication are only those criminal statistics reported to the Uniform Crime Reporting Program by the participating law enforcement ;

# Pershing County Sheriff's Office



Sheriff Ron Skinner

*The Pershing County Sheriff's Office and its members are committed to being sensitive to the needs of this community. We acknowledge our responsibility, in partnership with the citizens of Pershing County, to preserve a safe and secure community, while maintaining peace and order. We pledge to provide professional, courteous and impartial service, and to give dignity and respect to each individual.*

*Our goal is to enhance the quality of life and contribute to the spirit of the community through individualized service, citizen participation, decisive action, with a vision of the future.*

<http://www.pershingcounty.net/sheriff/sheriff.htm>



# CLEARANCE RATES

2004

---

For Uniform Crime Reporting purposes, a crime index offense is cleared when a law enforcement agency has identified the offender, enough evidence exists to charge him, and he is actually taken into custody. The arrest of one person can clear several crimes, or several persons may be arrested in the process of clearing one crime.

Crime solutions are also recorded in exceptional circumstances when some elements beyond law enforcement control preclude formal charges against the offender. An offense may be exceptionally cleared when it falls into one of the following categories:

1. The offender commits suicide.
2. A double murder occurs (two persons kill each other).
3. The offender dies after making a confession (dying declaration).
4. The offender is killed by law enforcement officers.
5. The offender confesses to committing a crime while already in custody for another crime or serving a sentence for another crime.
6. The offender is prosecuted in another city for a different crime or the same crime by federal, state or local authorities, and the other jurisdiction refuses to release the order.
7. Another jurisdiction refuses to extradite the offender.
8. The victim of a crime refuses to cooperate in the prosecution.
9. The offender is prosecuted for a less serious charge than the one for which he was arrested.
10. The offender is a juvenile who is handled by a verbal or written notice to the parents in instances involving minor offenses such as petit or simple larceny.

During 2004, 21.38% of reported index crimes in Nevada were cleared, either by arrest or exceptional means. The percentage of violent crimes cleared in Nevada in 2004 was 29.74% compared to the national 2003 figure of 46.5%, while property crime clearances were 20.16% compared to the national 2003 level of 16.4% (arson (16.7%) is included separately in the national clearance percentage).

**Clearance Rates for Index Offenses, 2000-2004**

Offenses	2000		2001		2002		2003		2004	
	Offenses	Clearances	Offenses	Clearances	Offenses	Clearances	Offenses	Clearances	Offenses	Clearances
Murder	130	83	186	126	184	104	197	99	180	120
Rape	860	339	883	358	930	329	871	273	954	227
Robbery	4,543	830	4,932	964	5,119	1,034	5,215	1,030	4,905	888
Assault	4,943	2,303	6,337	2,992	7,634	3,710	7,528	2,878	8,348	3,043
Burglary	17,526	4,417	17,710	4,529	18,953	4,487	21,962	4,893	23,137	4,759
Larceny	44,125	12,081	45,072	11,996	47,461	11,790	53,325	8,581	52,437	12,391
MV Theft	13,172	1,550	14,703	1,902	17,485	2,533	20,849	2,517	22,636	2,711
Arson	581	87	536	95	630	99	573	75	692	80
<b>Total</b>	<b>85,880</b>	<b>21,690</b>	<b>90,359</b>	<b>22,962</b>	<b>98,396</b>	<b>24,086</b>	<b>110,520</b>	<b>20,346</b>	<b>113,289</b>	<b>24,219</b>

**Note:** Offenses cleared do not necessarily relate to the actual offenses which occurred during the calendar year period. Offenses can be cleared from prior periods.

\*The criminal statistics within this publication are only those criminal statistics reported to the Uniform Crime Reporting Program by the participating law enforcement agencies.


# Reno Police Department



Chief Michael Poehlman

Mission: To provide citizens with a community free from violence and crime; ensure a safe and orderly flow of traffic; and maintain a partnership with citizens, and private organization to effectively address issues of public safety.

[www.cityofreno.com/res/police/](http://www.cityofreno.com/res/police/)



# ARREST DATA

2004

---

Primarily a gauge of law enforcement's response to crime, arrest counts also provide definitive data concerning the age, sex and race of perpetrators. Arrest practices, policies and enforcement emphases vary from place to place and even within a community from time to time. While the practices for certain unlawful conduct such as drunkenness, disorderly conduct, vagrancy and related violations may differ among agencies, those for robbery, burglary and other serious crime arrests are more likely to be uniform and consistent throughout all jurisdictions. The UCR Program procedures require that an arrest be counted on each separate occasion a person is taken into custody, notified or cited. Annual arrest figures do not measure the number of individuals arrested since one person may be arrested several times during the year for the same or different offenses. For UCR purposes, a juvenile is counted as "arrested" when the circumstances are such that if he or she were an adult an arrest would result, but in fact, there may not have been a formal charge.

Nationwide, law enforcement agencies made an estimated 9.6 million arrests in 2003 (the latest figures available) for all criminal infractions except traffic violations. When the overall arrest volume was related to the total United States population, the rate was 46.95 arrests per 100,000 inhabitants. In Nevada, enforcement reports to UCR in 2004 indicated a total arrest figure of 156,076. The arrest rate per 1,000 in population for the state was 64.74.

During 2004:

\*Note: Nevada DPS Investigation Division, NHP Drug, NHP Drug and DUI arrest totals are not include  
See Drug/Liquor Arrest section.

-- 13.97% of all arrests were juveniles, 86.03% were adults

-- Index Offenses accounted for 33.31% of juvenile arrests

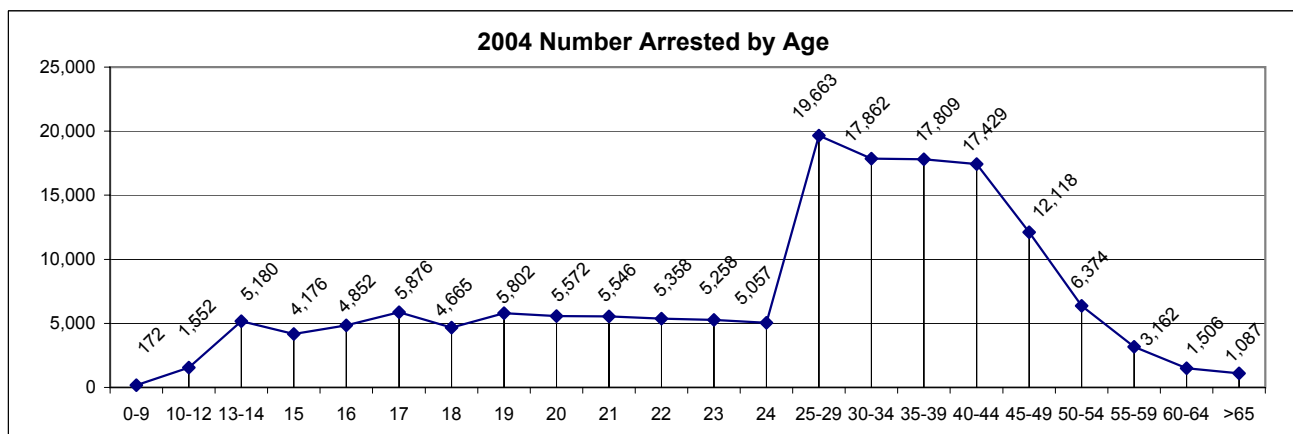
-- For Adults, 24.43% of arrests were for index offenses

-- 41.21% of adult arrests were between the ages of 25 and 40.



## Number of Persons Arrested by Age Category\* 2001-2004

	Number of Persons Arrested				Percent Distribution			
	2001	2002	2003	2004	2001	2002	2003	2004
<b>Juveniles</b>								
0-9	280	236	236	172	0.2	0.1	0.2	0.1
10-12	2,079	1,888	1,796	1,552	1.4	1.1	1.2	1.0
13-14	6,092	5,696	5,567	5,180	4.1	3.6	3.6	3.3
15	5,118	4,450	4,249	4,176	3.4	2.7	2.8	2.7
16	5,556	5,142	4,790	4,852	3.7	3.2	3.1	3.1
17	6,113	6,375	6,030	5,876	4.1	4.3	3.9	3.8
<b>Total Juveniles</b>	<b>25,238</b>	<b>23,787</b>	<b>22,668</b>	<b>21,808</b>	<b>16.8</b>	<b>15.1</b>	<b>14.8</b>	<b>14.0</b>
<b>Adults</b>								
18	4,328	4,029	4,435	4,665	2.9	2.8	2.9	3.0
19	5,269	5,430	5,583	5,802	3.5	3.7	3.7	3.7
20	5,051	5,235	5,660	5,572	3.4	3.7	3.7	3.6
21	4,963	5,005	5,200	5,546	3.3	3.4	3.4	3.6
22	4,484	4,938	5,098	5,358	3.0	3.3	3.3	3.4
23	4,379	4,688	5,197	5,258	2.9	3.3	3.4	3.4
24	4,134	4,475	4,828	5,057	2.3	3.1	3.2	3.2
25-29	17,500	18,320	19,151	19,663	11.7	12.6	12.5	12.6
30-34	18,123	18,137	17,767	17,862	12.1	11.7	11.6	11.4
35-39	19,253	19,082	18,254	17,809	12.8	11.8	11.9	11.4
40-44	16,467	17,353	16,470	17,429	11.0	10.6	10.8	11.2
45-49	10,375	11,160	11,728	12,118	6.9	7.7	7.7	7.8
50-54	5,478	5,827	5,709	6,374	3.7	3.7	3.7	4.1
55-59	2,523	3,006	2,832	3,162	1.7	1.9	1.9	2.0
60-64	1,259	1,426	1,367	1,506	0.8	0.9	0.9	1.0
>65	1,069	1,167	973	1,087	0.7	0.6	0.6	0.7
<b>Total Adults</b>	<b>124,655</b>	<b>129,278</b>	<b>130,252</b>	<b>134,268</b>	<b>83.2</b>	<b>84.9</b>	<b>85.2</b>	<b>86.0</b>
<b>Grand Totals</b>	<b>149,893</b>	<b>153,065</b>	<b>152,920</b>	<b>156,076</b>	<b>100</b>	<b>100</b>	<b>100</b>	<b>100</b>



\*Note: NHP Drug and DUI arrest totals are not included. See Drug/Liquor Arrest section.

\*The criminal statistics within this publication are only those criminal statistics reported to the Uniform Crime Reporting Program by the participating law enforcement agencies.

# Statewide Arrests by Offense and Age

OFFENSE	SEX	9 &										
		Under	10-12	13-14	15	16	17	Total <18	18	19	20	21
Murder	M	0	0	2	4	2	6	14	9	10	4	3
	F	0	0	3	3	1	2	9	0	2	0	1
Manslaughter by Negligence	M	0	0	1	2	2	2	7	0	0	0	0
	F	0	3	4	1	1	1	10	0	0	0	0
Forcible Rape	M	0	5	10	2	9	10	36	4	8	2	3
	F	0	0	0	0	0	0	0	0	0	1	0
Robbery	M	0	4	29	31	40	70	174	78	82	65	46
	F	0	0	2	3	5	6	16	5	3	8	5
Aggravated Assault	M	5	38	67	67	80	89	346	93	104	110	103
	F	0	19	41	30	25	31	146	19	28	23	36
Other Assaults	M	39	183	350	253	243	259	1,327	270	308	337	387
	F	4	74	176	123	116	102	595	134	141	148	154
Burglary	M	7	79	173	95	116	98	568	203	182	136	143
	F	2	11	17	15	11	16	72	47	48	57	46
Larceny--Theft	M	23	226	523	378	397	500	2,047	270	339	236	248
	F	11	123	445	269	294	325	1,467	150	147	180	136
Motor Vehicle Theft	M	0	5	37	70	60	94	266	130	103	81	71
	F	0	2	9	13	10	14	48	29	27	15	11
Arson	M	4	24	30	16	11	6	91	7	6	1	2
	F	0	3	8	7	4	4	26	1	0	0	1
Forgery & Counterfeiting	M	0	0	0	0	4	8	12	12	17	9	12
	F	0	0	1	2	1	1	5	9	3	6	7
Fraud	M	0	0	5	10	12	18	45	41	51	54	52
	F	0	1	6	2	2	8	19	12	23	32	35
Embezzlement	M	0	0	0	0	5	15	20	15	10	8	13
	F	0	0	0	0	1	9	10	10	11	3	5
Stolen Property-Buy, Possess, Receive	M	0	10	49	51	50	39	199	81	70	63	66
	F	0	1	14	8	3	8	34	14	12	21	18
Vandalism	M	15	101	222	130	124	129	721	79	58	48	45
	F	4	13	35	12	10	12	86	6	6	4	9
Weapons-carrying, possession, etc.	M	1	35	89	63	62	96	346	90	93	82	78
	F	0	8	8	8	3	10	37	4	9	5	9
Prostitution & Commercialized Vice	M	0	0	3	10	10	24	47	6	8	15	12
	F	0	0	6	12	25	53	96	217	355	291	355
Other Sex Offenses	M	2	15	31	18	14	21	101	32	35	31	45
	F	1	2	2	1	2	1	9	3	6	6	7
Drug Abuse Violations	M	1	21	190	207	268	360	1,047	380	445	420	419
	F	0	9	65	61	69	83	287	89	101	98	94
Gambling	M	0	0	1	1	3	5	10	4	11	11	0
	F	0	0	0	0	0	2	2	4	4	1	0
Offenses Against Family & Children	M	0	1	4	9	11	11	36	71	39	48	45
	F	0	0	1	7	8	7	23	17	12	21	14
Driving Under the Influence	M	0	0	2	5	18	40	65	161	186	199	320
	F	0	0	0	1	5	12	18	29	42	42	75
Liquor Laws	M	2	5	85	122	259	431	904	449	606	479	155
	F	0	8	50	69	122	132	381	117	134	98	17
Drunkenness	M	0	2	8	8	9	35	62	15	14	9	3
	F	0	1	8	8	8	13	38	4	8	4	3
Disorderly Conduct	M	4	54	243	122	98	103	624	56	59	58	87
	F	1	16	70	46	52	25	210	13	10	10	15
Vagrancy	M	0	0	3	3	8	13	27	42	62	41	53
	F	1	0	1	1	0	0	3	6	11	11	6
All Other Offenses (except Traffic)	M	27	200	688	563	684	746	2,908	873	1,294	1,366	1,429
	F	2	88	378	269	281	278	1,296	255	459	574	647
Suspicion	M	0	2	14	4	9	14	43	0	0	0	0
	F	0	0	8	9	5	3	25	0	0	0	0
Curfew and Loitering Law Violations	M	8	53	322	405	568	869	2,225	0	0	0	0
	F	2	45	285	239	317	375	1,263	0	0	0	0
Runaway	M	4	23	133	108	113	97	478	0	0	0	0
	F	2	39	223	200	182	135	781	0	0	0	0
<b>GRAND TOTAL</b>		<b>172</b>	<b>1,552</b>	<b>5,180</b>	<b>4,176</b>	<b>4,852</b>	<b>5,876</b>	<b>21,808</b>	<b>4,665</b>	<b>5,802</b>	<b>5,572</b>	<b>5,546</b>

\*The criminal statistics within this publication are only those criminal statistics reported to the Uniform Crime Reporting Program by the participating law enforcement agencies.

# Statewide Arrests by Offense and Age

22	23	24	25-29	30-34	35-39	40-44	45-49	50-54	55-59	60-64	over 64	Total >18	Grand Total
5	4	5	14	11	6	9	4	7	5	4	2	102	116
1	0	1	4	3	1	2	2	0	1	0	0	18	27
0	0	1	1	1	0	0	0	0	0	0	0	0	10
0	0	0	1	0	0	0	0	0	0	0	0	1	11
6	4	9	31	29	20	26	10	5	7	1	3	168	204
0	0	0	0	0	1	0	0	0	0	0	0	2	2
44	45	45	142	113	95	90	38	26	3	4	1	917	1,091
8	7	6	16	21	9	15	2	1	0	0	0	106	122
120	110	105	397	387	345	326	236	107	59	38	23	2,663	3,009
23	32	27	102	104	113	104	52	25	11	13	5	717	863
377	456	458	1,793	1,658	1,497	1,370	901	475	214	108	107	10,716	12,043
165	166	142	535	533	511	437	247	136	73	24	19	3,565	4,160
152	134	125	552	512	437	393	172	60	37	5	3	3,246	3,814
48	55	55	180	180	151	103	60	32	13	2	0	1,077	1,149
245	195	195	734	779	819	844	566	323	152	74	44	6,063	8,110
144	110	116	460	397	359	354	215	124	55	28	21	2,996	4,463
85	85	96	242	187	171	83	54	23	17	2	2	1,432	1,698
10	13	16	67	52	27	16	14	2	0	0	0	299	347
1	2	3	7	4	5	4	0	0	0	2	1	45	136
0	0	0	1	1	0	0	0	1	1	0	1	7	33
15	18	12	79	52	53	52	18	11	6	2	1	369	381
13	6	11	39	36	28	23	4	7	2	1	2	197	202
35	56	50	234	269	267	258	176	123	55	45	19	1,785	1,830
25	33	32	154	125	150	118	70	32	12	9	7	869	888
7	6	9	19	24	24	19	13	10	11	2	1	191	211
6	6	8	21	15	18	14	15	5	7	1	0	145	155
62	56	63	260	203	147	152	65	30	25	6	4	1,353	1,552
7	18	12	72	46	32	28	15	6	1	0	2	304	338
43	45	33	139	97	74	98	50	22	12	2	2	847	1,568
7	5	5	16	20	24	16	20	4	1	2	2	147	233
83	62	63	242	151	125	117	85	34	24	15	9	1,353	1,699
5	4	2	20	13	11	12	3	3	1	1	0	102	139
14	15	24	86	83	78	74	49	32	28	16	17	557	604
341	286	205	773	480	526	435	223	84	20	6	4	4,601	4,697
43	25	42	146	151	150	143	144	108	53	39	34	1,221	1,322
14	9	12	52	53	43	28	25	5	4	1	1	269	278
399	387	344	1,320	1,051	831	714	445	187	76	24	24	7,466	8,513
80	91	89	286	271	304	237	111	42	12	2	1	1,908	2,195
0	0	0	2	2	1	0	0	0	0	0	0	31	41
0	0	0	0	1	0	0	0	0	0	0	0	10	12
31	33	27	124	94	109	95	61	30	9	7	8	831	867
17	27	21	87	92	74	55	23	10	3	4	0	477	500
327	311	331	1,315	1,067	869	915	723	421	279	133	138	7,695	7,760
73	76	59	234	219	235	250	192	106	54	30	27	1,743	1,761
98	83	84	308	328	450	683	660	422	212	108	81	5,206	6,110
20	9	11	52	81	83	147	103	52	13	9	6	952	1,333
5	5	6	9	19	9	9	10	8	2	1	2	126	188
1	4	2	1	4	1	6	1	1	0	0	0	40	78
95	87	71	291	191	190	180	158	69	45	20	20	1,677	2,301
12	10	15	42	40	38	51	40	16	4	2	0	318	528
31	40	40	167	163	266	330	319	228	160	67	29	2,038	2,065
13	6	14	39	39	41	57	43	25	8	11	5	335	338
1,380	1,392	1,440	5,661	5,602	6,017	6,259	4,644	2,460	1,178	562	372	41,929	44,837
622	628	515	2,093	1,806	1,974	1,678	1,036	434	197	73	37	13,028	14,324
0	1	0	0	0	0	0	1	0	0	0	0	2	45
0	0	0	1	2	0	0	0	0	0	0	0	3	28
0	0	0	0	0	0	0	0	0	0	0	0	0	2,225
0	0	0	0	0	0	0	0	0	0	0	0	0	1,263
0	0	0	0	0	0	0	0	0	0	0	0	0	478
0	0	0	0	0	0	0	0	0	0	0	0	0	781
5,358	5,258	5,057	19,663	17,862	17,809	17,429	12,118	6,374	3,162	1,506	1,087	134,268	156,076

# Boulder City PD Arrests By Offense and Age

OFFENSE	SEX	9 & Under										
		10-12	13-14	15	16	17	Total <18	18	19	20	21	
Murder	M	0	0	0	0	0	3	3	1	1	1	0
	F	0	0	0	0	0	0	0	0	0	0	0
Manslaughter by Negligence	M	0	0	0	0	0	0	0	0	0	0	0
	F	0	0	0	0	0	0	0	0	0	0	0
Forcible Rape	M	0	0	0	0	0	0	0	0	0	0	0
	F	0	0	0	0	0	0	0	0	0	0	0
Robbery	M	0	0	0	0	0	0	0	0	0	0	0
	F	0	0	0	0	0	0	0	0	0	0	0
Aggravated Assault	M	0	0	0	0	0	0	0	0	0	0	0
	F	0	0	0	0	0	0	0	0	0	0	0
Other Assaults	M	0	1	0	0	0	1	2	0	0	0	1
	F	0	0	0	0	0	0	0	0	0	0	0
Burglary	M	0	0	0	1	1	0	2	0	0	1	0
	F	0	0	0	0	0	0	0	0	0	0	0
Larceny--Theft	M	0	0	0	0	1	0	1	0	1	0	0
	F	0	0	0	0	0	0	0	0	0	0	0
Motor Vehicle Theft	M	0	0	0	1	0	0	1	2	0	1	0
	F	0	0	0	0	0	0	0	0	0	1	0
Arson	M	0	0	0	0	0	0	0	0	0	0	0
	F	0	0	0	0	0	0	0	0	0	0	0
Forgery & Counterfeiting	M	0	0	0	0	0	0	0	0	0	0	0
	F	0	0	0	0	0	0	0	0	0	0	0
Fraud	M	0	0	0	0	0	0	0	0	0	0	0
	F	0	0	0	0	0	0	0	0	0	0	0
Embezzlement	M	0	0	0	0	0	0	0	1	0	0	0
	F	0	0	0	0	0	0	0	0	0	0	0
Stolen Property-Buy, Possess, Receive	M	0	0	0	1	0	0	1	1	0	0	0
	F	0	0	0	0	0	0	0	0	0	1	0
Vandalism	M	0	0	0	0	0	0	0	0	0	0	0
	F	0	0	0	0	0	0	0	0	0	0	0
Weapons-carrying, possession, etc...	M	0	0	0	0	0	0	0	0	0	1	0
	F	0	0	0	0	0	0	0	0	0	0	0
Prostitution & Commercialized Vice	M	0	0	0	0	0	0	0	0	0	0	0
	F	0	0	0	0	0	0	0	0	0	0	0
Other Sex Offenses	M	0	0	0	0	0	0	0	0	0	0	0
	F	0	0	0	0	0	0	0	0	0	0	0
Drug Abuse Violations	M	0	0	0	0	3	2	5	1	5	3	2
	F	0	0	0	0	0	1	1	0	0	0	0
Gambling	M	0	0	0	0	0	0	0	0	0	0	0
	F	0	0	0	0	0	0	0	0	0	0	0
Offenses Against Family & Children	M	0	0	2	1	4	2	9	1	0	1	1
	F	0	0	1	1	1	0	3	1	0	2	0
Driving Under the Influence	M	0	0	0	0	0	2	2	3	2	1	4
	F	0	0	0	0	0	0	0	0	0	2	0
Liquor Laws	M	0	0	0	0	0	0	0	1	1	0	0
	F	0	0	0	0	0	0	0	0	0	0	0
Drunkenness	M	0	0	0	0	0	0	0	0	0	0	0
	F	0	0	0	0	0	0	0	0	0	0	0
Disorderly Conduct	M	0	0	0	0	0	0	0	0	0	0	0
	F	0	0	0	0	0	0	0	0	0	0	0
Vagrancy	M	0	0	0	0	0	0	0	0	0	0	0
	F	0	0	0	0	0	0	0	0	0	0	0
All Other Offenses (except Traffic)	M	0	0	2	1	4	1	8	12	14	11	14
	F	0	0	0	0	1	0	1	0	2	3	2
Suspicion	M	0	0	0	0	0	0	0	0	0	0	0
	F	0	0	0	0	0	0	0	0	0	0	0
Curfew and Loitering Law Violations	M	0	0	0	0	0	1	1	0	0	0	0
	F	0	0	0	0	0	0	0	0	0	0	0
Runaway	M	0	0	0	0	0	0	0	0	0	0	0
	F	0	0	0	0	0	0	0	0	0	0	0
<b>GRAND TOTAL</b>		<b>0</b>	<b>1</b>	<b>5</b>	<b>6</b>	<b>15</b>	<b>13</b>	<b>40</b>	<b>24</b>	<b>26</b>	<b>29</b>	<b>24</b>

\*The criminal statistics within this publication are only those criminal statistics reported to the Uniform Crime Reporting Program by the participating law enforcement agencies.

# Boulder City PD Arrests By Offense and Age

												over	Total >18	Grand Total
22	23	24	25-29	30-34	35-39	40-44	45-49	50-54	55-59	60-64	64			
0	0	0	0	0	0	0	0	0	0	0	0	0	3	6
0	0	0	0	0	0	0	0	0	0	0	0	0	0	0
0	0	0	0	0	0	0	0	0	0	0	0	0	0	0
0	0	0	0	0	0	0	0	0	0	0	0	0	0	0
0	0	0	0	0	0	0	0	0	0	0	0	0	0	0
0	0	0	0	0	0	0	0	0	0	0	0	0	0	0
0	0	0	0	0	0	0	1	0	0	0	0	0	1	1
0	0	0	0	0	0	0	0	0	0	0	0	0	0	0
0	0	0	0	0	0	1	0	0	0	0	0	0	2	4
0	0	0	0	0	0	0	0	0	0	0	0	0	0	0
0	1	0	1	2	2	0	0	0	0	0	0	0	7	9
0	0	0	0	0	1	0	0	0	0	0	0	0	1	1
0	0	1	0	0	0	1	1	0	0	0	0	0	4	5
0	0	0	0	0	0	0	0	0	0	0	0	0	0	0
0	0	0	2	0	0	0	0	0	0	1	0	0	6	7
0	0	0	0	0	0	0	0	0	0	0	0	0	1	1
0	0	0	0	0	0	0	0	0	0	0	0	0	0	0
0	0	0	0	0	0	0	0	0	0	0	0	0	0	0
0	0	0	0	0	0	0	0	0	0	0	0	0	0	0
0	0	0	0	1	0	1	0	0	0	0	0	0	2	2
1	0	0	0	0	0	0	0	0	0	0	0	0	1	1
0	0	0	0	0	1	1	0	0	0	0	0	0	2	2
1	0	0	0	0	0	0	0	0	0	0	0	0	2	2
0	0	0	0	0	0	0	0	0	0	0	0	0	0	0
0	1	0	0	2	0	0	0	0	0	0	0	0	4	5
0	0	0	0	0	0	0	0	0	0	0	0	0	1	1
0	0	0	0	0	0	0	0	0	0	0	0	0	0	0
0	0	0	0	0	0	0	0	0	0	0	0	0	0	0
0	0	0	0	0	0	0	0	0	0	0	0	0	1	1
0	0	0	0	0	0	0	0	0	0	0	0	0	0	0
0	0	0	0	0	0	0	1	0	0	0	0	0	1	1
0	0	0	0	0	1	1	0	1	0	0	0	0	3	3
0	0	0	0	0	0	0	0	0	0	0	0	0	0	0
0	2	2	9	8	3	4	2	2	1	0	0	0	44	49
2	2	0	3	0	4	7	1	0	0	0	0	0	19	20
0	0	0	0	0	0	0	0	0	0	0	0	0	0	0
0	0	0	0	0	0	0	0	0	0	0	0	0	0	0
0	0	0	5	4	5	7	3	2	1	2	1	0	33	42
0	0	0	0	1	1	3	1	0	0	0	0	0	9	12
2	3	1	11	23	17	17	11	13	6	3	2	0	119	121
1	1	2	2	3	4	6	7	5	3	2	0	0	38	38
0	0	0	0	0	0	0	0	0	0	0	0	0	2	2
0	0	0	0	0	0	0	0	0	0	0	0	0	0	0
0	0	0	0	0	2	0	0	1	0	0	0	0	3	3
0	0	0	0	0	0	0	0	0	0	0	0	0	0	0
0	0	0	0	2	1	1	0	0	0	0	0	0	4	4
0	0	0	0	0	0	0	0	0	0	0	0	0	0	0
0	0	0	0	0	0	0	0	0	0	0	0	0	0	0
0	0	0	0	0	0	0	0	0	0	0	0	0	0	0
14	12	10	57	40	43	34	23	17	3	1	2	0	307	315
2	3	3	17	6	12	7	4	2	0	0	0	0	63	64
0	0	0	0	0	0	0	0	0	0	0	0	0	0	0
0	0	0	0	0	0	0	0	0	0	0	0	0	0	0
0	0	0	0	0	0	0	0	0	0	0	0	0	0	1
0	0	0	0	0	0	0	0	0	0	0	0	0	0	0
0	0	0	0	0	0	0	0	0	0	0	0	0	0	0
0	0	0	0	0	0	0	0	0	0	0	0	0	0	0
23	25	19	107	92	97	91	55	43	14	9	5	0	683	723

# Carlin PD Arrests By Offense and Age

OFFENSE	SEX	9 & Under											
		10-12	13-14	15	16	17	Total <18	18	19	20	21		
Murder	M	0	0	0	0	0	0	0	0	0	0	0	0
Murder	F	0	0	0	0	0	0	0	0	0	0	0	0
Manslaughter by Negligence	M	0	0	0	0	0	0	0	0	0	0	0	0
Manslaughter by Negligence	F	0	0	0	0	0	0	0	0	0	0	0	0
Forcible Rape	M	0	0	0	0	0	0	0	0	0	0	0	0
Forcible Rape	F	0	0	0	0	0	0	0	0	0	0	0	0
Robbery	M	0	0	0	0	0	0	0	0	0	0	0	0
Robbery	F	0	0	0	0	0	0	0	0	0	0	0	0
Aggravated Assault	M	0	0	0	0	0	0	0	0	0	0	1	0
Aggravated Assault	F	0	0	0	0	0	0	0	0	0	0	0	0
Other Assaults	M	0	1	1	1	0	1	4	1	0	1	1	0
Other Assaults	F	0	0	0	0	0	0	0	0	1	0	0	0
Burglary	M	0	0	0	0	0	0	0	0	0	0	0	0
Burglary	F	0	0	0	0	0	0	0	0	0	0	0	0
Larceny--Theft	M	0	0	0	0	0	0	0	0	0	0	0	0
Larceny--Theft	F	0	0	0	0	0	0	0	0	0	0	0	0
Motor Vehicle Theft	M	0	0	0	0	0	0	0	0	0	0	0	0
Motor Vehicle Theft	F	0	0	0	0	0	0	0	0	0	0	0	0
Arson	M	0	0	0	0	0	0	0	0	0	0	0	0
Arson	F	0	0	0	0	0	0	0	0	0	0	0	0
Forgery & Counterfeiting	M	0	0	0	0	0	0	0	0	0	0	0	0
Forgery & Counterfeiting	F	0	0	0	0	0	0	0	0	0	0	0	0
Fraud	M	0	0	0	0	0	0	0	0	0	0	0	0
Fraud	F	0	0	0	0	0	0	0	0	0	0	0	0
Embezzlement	M	0	0	0	0	0	0	0	0	0	0	0	0
Embezzlement	F	0	0	0	0	0	0	0	0	0	0	0	0
Stolen Property-Buy, Possess, Receive	M	0	0	0	0	0	0	0	0	0	1	0	0
Stolen Property-Buy, Possess, Receive	F	0	0	0	0	0	0	0	0	0	0	0	0
Vandalism	M	0	0	0	0	0	0	0	0	0	0	0	0
Vandalism	F	0	0	0	0	0	0	0	0	0	0	0	0
Weapons-carrying, possession, etc...	M	0	0	0	0	1	0	1	0	0	0	0	0
Weapons-carrying, possession, etc...	F	0	0	0	0	0	0	0	0	0	0	0	0
Prostitution & Commercialized Vice	M	0	0	0	0	0	0	0	0	0	0	0	0
Prostitution & Commercialized Vice	F	0	0	0	0	0	0	0	0	0	0	0	0
Other Sex Offenses	M	0	0	0	0	0	0	0	0	0	0	0	0
Other Sex Offenses	F	0	0	0	0	0	0	0	0	0	0	0	0
Drug Abuse Violations	M	0	0	0	3	0	3	6	3	1	2	1	1
Drug Abuse Violations	F	0	0	0	1	1	0	2	0	0	1	0	0
Gambling	M	0	0	0	0	0	0	0	0	0	0	0	0
Gambling	F	0	0	0	0	0	0	0	0	0	0	0	0
Offenses Against Family & Children	M	0	0	0	0	0	0	0	0	0	0	0	0
Offenses Against Family & Children	F	0	0	0	0	0	0	0	0	0	0	0	0
Driving Under the Influence	M	0	0	0	0	0	0	0	2	0	4	2	0
Driving Under the Influence	F	0	0	0	0	0	0	0	0	0	0	0	0
Liquor Laws	M	0	0	1	0	0	0	1	1	0	0	0	0
Liquor Laws	F	0	0	0	1	0	0	1	0	0	0	0	0
Drunkenness	M	0	0	0	0	0	0	0	0	0	0	0	0
Drunkenness	F	0	0	2	2	0	2	6	0	2	0	0	0
Disorderly Conduct	M	0	0	0	0	0	0	0	0	0	0	0	0
Disorderly Conduct	F	0	0	0	0	0	1	1	0	0	0	0	0
Vagrancy	M	0	0	0	0	0	0	0	0	0	0	0	0
Vagrancy	F	0	0	0	0	0	0	0	0	0	0	0	0
All Other Offenses (except Traffic)	M	1	0	0	0	0	0	1	0	0	1	0	0
All Other Offenses (except Traffic)	F	0	0	0	0	0	0	0	0	0	0	0	0
Suspicion	M	0	0	0	0	0	0	0	0	0	0	0	0
Suspicion	F	0	0	0	0	0	0	0	0	0	0	0	0
Curfew and Loitering Law Violations	M	0	0	0	0	0	0	0	0	0	0	0	0
Curfew and Loitering Law Violations	F	0	0	0	0	0	0	0	0	0	0	0	0
Runaway	M	0	0	0	0	0	0	0	0	0	0	0	0
Runaway	F	0	0	0	0	0	0	0	0	0	0	0	0
<b>GRAND TOTAL</b>		<b>1</b>	<b>1</b>	<b>4</b>	<b>8</b>	<b>2</b>	<b>7</b>	<b>23</b>	<b>7</b>	<b>5</b>	<b>10</b>	<b>3</b>	

\*The criminal statistics within this publication are only those criminal statistics reported to the Uniform Crime Reporting Program by the participating law enforcement agencies.



# Carson City SO Arrests by Offense and Age

OFFENSE	SEX	9 & Under													
		10-12	13-14	15	16	17	Total <18	18	19	20	21				
Murder	M	0	0	0	0	0	0	0	0	0	0	0	1	0	0
	F	0	0	0	0	0	0	0	0	0	0	0	0	0	0
Manslaughter by Negligence	M	0	0	0	0	0	0	0	0	0	0	0	0	0	0
	F	0	0	0	0	0	0	0	0	0	0	0	0	0	0
Forcible Rape	M	0	0	0	0	2	0	2	0	0	0	0	0	0	0
	F	0	0	0	0	0	0	0	0	0	0	0	0	0	0
Robbery	M	0	0	0	0	1	0	1	0	1	0	1	0	2	0
	F	0	0	0	1	0	0	1	0	0	0	0	0	0	0
Aggravated Assault	M	0	0	4	4	6	7	21	6	3	6	6	1	1	1
	F	0	0	2	1	0	0	3	1	3	0	2	2	2	2
Other Assaults	M	1	1	4	9	7	4	26	3	2	7	10	10	10	10
	F	0	0	5	4	4	1	14	3	1	5	3	3	3	3
Burglary	M	2	4	6	4	0	2	18	1	2	1	1	1	1	1
	F	0	0	0	0	1	2	3	1	5	2	0	0	0	0
Larceny--Theft	M	1	7	12	14	8	12	54	3	4	6	6	6	6	6
	F	1	7	7	10	8	1	34	3	0	4	3	3	3	3
Motor Vehicle Theft	M	0	0	1	0	0	1	2	0	0	0	0	0	0	0
	F	0	0	3	0	0	0	3	0	0	0	0	0	0	0
Arson	M	0	1	1	0	0	0	2	0	0	0	0	0	0	0
	F	0	0	0	0	0	0	0	0	0	0	0	0	0	0
Forgery & Counterfeiting	M	0	0	0	0	0	2	2	0	0	0	0	0	0	0
	F	0	0	0	0	0	0	0	0	0	0	0	0	0	0
Fraud	M	0	0	0	1	0	1	2	3	3	2	2	2	2	2
	F	0	0	0	0	0	0	0	1	1	1	1	1	1	1
Embezzlement	M	0	0	0	0	0	0	0	0	0	0	0	0	0	0
	F	0	0	0	0	0	0	0	0	0	0	0	0	0	0
Stolen Property-Buy, Possess, Receive	M	0	0	1	3	0	0	4	8	2	1	0	0	0	0
	F	0	0	1	0	0	0	1	0	0	1	1	1	1	1
Vandalism	M	0	4	5	2	0	0	11	2	0	0	0	0	0	0
	F	0	0	1	1	0	0	2	0	0	0	0	0	0	0
Weapons-carrying, possession, etc...	M	0	1	0	0	0	0	1	0	1	0	1	1	1	1
	F	0	0	0	0	0	0	0	1	0	0	0	0	0	0
Prostitution & Commercialized Vice	M	0	0	0	0	0	0	0	0	0	0	0	0	0	0
	F	0	0	0	0	0	0	0	0	0	0	0	0	0	0
Other Sex Offenses	M	0	0	1	1	1	0	3	1	3	0	2	2	2	2
	F	0	0	0	0	0	0	0	0	0	0	0	0	0	0
Drug Abuse Violations	M	0	0	3	4	2	2	11	6	4	4	1	1	1	1
	F	0	0	0	2	2	3	7	2	1	0	2	2	2	2
Gambling	M	0	0	0	0	0	0	0	0	0	1	0	0	0	0
	F	0	0	0	0	0	0	0	0	0	0	0	0	0	0
Offenses Against Family & Children	M	0	0	0	0	0	0	0	0	1	2	2	2	2	2
	F	0	0	0	0	0	0	0	1	1	0	0	0	0	0
Driving Under the Influence	M	0	0	0	0	0	2	2	1	0	1	7	7	7	7
	F	0	0	0	0	0	0	0	0	0	0	5	5	5	5
Liquor Laws	M	0	0	16	12	21	18	67	36	25	20	1	1	1	1
	F	0	0	7	3	7	10	27	5	9	2	0	0	0	0
Drunkenness	M	0	0	0	0	0	0	0	0	0	0	0	0	0	0
	F	0	0	0	0	0	0	0	0	0	0	0	0	0	0
Disorderly Conduct	M	0	0	1	1	1	0	3	0	1	1	1	1	1	1
	F	0	0	0	1	1	0	2	0	0	0	0	0	0	0
Vagrancy	M	0	0	0	0	0	0	0	3	4	6	6	6	6	6
	F	0	0	0	0	0	0	0	2	1	1	1	1	1	1
All Other Offenses (except Traffic)	M	0	5	28	22	39	40	134	29	53	60	47	47	47	47
	F	0	0	17	10	9	12	48	7	13	10	9	9	9	9
Suspicion	M	0	0	0	0	0	0	0	0	0	0	0	0	0	0
	F	0	0	0	0	0	0	0	0	0	0	0	0	0	0
Curfew and Loitering Law Violations	M	0	0	0	0	0	1	1	0	0	0	0	0	0	0
	F	0	0	0	0	0	0	0	0	0	0	0	0	0	0
Runaway	M	0	3	10	7	8	1	29	0	0	0	0	0	0	0
	F	0	0	10	10	6	0	26	0	0	0	0	0	0	0
<b>GRAND TOTAL</b>		<b>5</b>	<b>33</b>	<b>146</b>	<b>127</b>	<b>134</b>	<b>122</b>	<b>567</b>	<b>129</b>	<b>145</b>	<b>144</b>	<b>119</b>	<b>119</b>	<b>119</b>	<b>119</b>

\*The criminal statistics within this publication are only those criminal statistics reported to the Uniform Crime Reporting Program by the participating law enforcement agencies.



# Carson City SO Arrests by Offense and Age

												over		
22	23	24	25-29	30-34	35-39	40-44	45-49	50-54	55-59	60-64	64	Total >18	Grand Total	
0	0	0	0	0	0	0	0	0	0	0	0	1	1	
0	0	0	0	0	0	0	0	0	0	0	0	0	0	
0	0	0	0	0	0	0	0	0	0	0	0	0	0	
0	0	0	0	0	0	0	0	0	0	0	0	0	0	
0	0	0	0	1	0	1	0	0	0	0	0	2	4	
0	0	0	0	0	0	0	0	0	0	0	0	0	0	
0	0	0	3	0	0	1	1	0	0	0	0	8	9	
0	0	0	1	0	0	0	0	0	0	0	0	1	2	
7	9	5	8	12	16	14	10	3	3	1	1	105	126	
0	1	0	5	1	6	5	3	1	1	1	0	30	33	
9	11	7	49	39	29	33	24	5	2	2	0	232	258	
3	2	4	9	8	9	9	4	3	3	0	0	66	80	
0	2	1	5	8	10	3	4	0	1	0	0	39	57	
1	0	0	2	3	0	2	0	0	0	0	0	16	19	
1	4	3	7	5	6	7	10	5	4	1	1	73	127	
3	0	2	7	5	4	8	8	1	1	0	1	50	84	
0	0	0	0	0	0	0	0	0	0	0	0	0	2	
0	0	0	0	0	0	0	0	0	0	0	0	0	3	
0	0	0	0	0	0	0	0	0	0	0	0	0	2	
0	0	0	0	0	0	0	0	0	1	0	0	1	1	
0	2	1	1	0	3	1	3	0	0	0	0	11	13	
0	0	1	3	1	0	0	0	0	0	0	0	5	5	
0	10	4	9	11	1	7	1	3	1	0	1	58	60	
2	1	1	4	5	3	4	2	1	0	0	0	28	28	
0	1	0	0	2	3	0	0	1	1	0	0	8	8	
1	0	0	2	0	1	2	1	0	1	0	0	8	8	
1	2	3	8	11	6	6	1	0	2	0	0	51	55	
0	0	0	2	2	1	2	0	0	0	0	0	9	10	
0	0	1	2	0	0	2	1	0	0	0	0	8	19	
0	0	1	0	0	0	0	2	0	0	0	0	4	6	
0	1	0	2	1	3	2	1	1	0	0	0	13	14	
0	0	0	0	0	0	1	0	0	0	0	0	2	2	
0	0	0	0	0	0	0	0	0	0	0	0	0	0	
0	0	0	0	0	0	0	0	0	0	0	0	0	0	
1	0	0	4	1	2	1	1	2	1	1	1	21	24	
0	0	0	1	3	1	0	0	0	1	0	0	6	6	
3	3	1	14	5	8	5	4	3	0	0	0	61	72	
1	1	0	2	1	0	1	0	0	0	0	0	11	18	
0	0	0	0	0	0	0	0	0	0	0	0	1	1	
0	0	0	0	0	0	0	0	0	0	0	0	0	0	
1	2	0	0	2	1	2	2	1	0	0	0	16	16	
0	0	0	1	3	0	0	1	0	0	0	0	7	7	
7	3	6	21	16	12	19	20	6	5	4	6	134	136	
2	2	1	5	6	1	5	6	3	1	0	1	38	38	
2	1	0	1	2	2	5	0	0	0	0	0	95	162	
0	0	0	0	0	3	1	0	0	0	0	0	20	47	
0	0	0	0	0	0	0	0	0	0	0	0	0	0	
0	0	0	0	0	0	0	0	0	0	0	0	0	0	
1	1	1	7	5	1	14	1	2	1	0	0	37	40	
0	0	1	1	1	3	2	4	2	0	0	0	14	16	
3	4	6	13	9	8	13	6	5	0	0	0	86	86	
4	0	2	4	2	3	3	1	0	0	1	0	25	25	
50	72	48	158	148	139	126	81	30	14	4	7	1,066	1,200	
10	11	21	44	35	42	32	19	11	1	0	1	266	314	
0	0	0	0	0	0	0	0	0	0	0	0	0	0	
0	0	0	0	0	0	0	0	0	0	0	0	0	0	
0	0	0	0	0	0	0	0	0	0	0	0	0	1	
0	0	0	0	0	0	0	0	0	0	0	0	0	0	
0	0	0	0	0	0	0	0	0	0	0	0	0	29	
0	0	0	0	0	0	0	0	0	0	0	0	0	26	
113	146	121	405	354	327	339	222	89	45	15	20	2,733	3,300	

# Churchill Co SO Arrests By Offense and Age

OFFENSE	SEX	9 & Under											
		10 -12	13-14	15	16	17	Total <18	18	19	20	21		
Murder	M	0	0	0	0	0	0	0	0	0	0	0	0
	F	0	0	0	0	0	0	0	0	0	0	0	0
Manslaughter by Negligence	M	0	0	1	0	0	0	1	0	0	0	0	0
	F	0	0	0	0	0	0	0	0	0	0	0	0
Forcible Rape	M	0	4	2	0	1	1	8	0	1	0	0	0
	F	0	0	0	0	0	0	0	0	0	0	0	0
Robbery	M	0	0	0	0	0	0	0	0	0	0	0	0
	F	0	0	0	0	0	0	0	0	0	0	0	0
Aggravated Assault	M	0	0	0	0	0	2	2	0	0	1	0	0
	F	0	0	1	0	0	0	1	0	0	0	0	1
Other Assaults	M	3	2	1	2	1	3	12	1	1	2	1	1
	F	1	1	2	0	3	2	9	0	0	1	1	1
Burglary	M	1	0	1	1	2	5	10	2	1	1	0	0
	F	1	0	0	0	0	0	1	1	0	0	0	0
Larceny--Theft	M	1	3	2	0	0	1	7	0	2	1	0	0
	F	0	0	3	0	1	1	5	0	0	0	0	0
Motor Vehicle Theft	M	0	0	2	2	1	0	5	1	0	0	0	0
	F	0	0	0	0	0	0	0	0	0	0	0	0
Arson	M	0	0	0	0	0	0	0	0	0	0	0	0
	F	0	0	0	0	0	0	0	0	0	0	0	0
Forgery & Counterfeiting	M	0	0	0	0	0	0	0	1	0	0	0	0
	F	0	0	0	0	0	0	0	0	0	0	0	0
Fraud	M	0	0	0	0	0	0	0	0	0	0	0	0
	F	0	0	0	0	0	0	0	0	0	0	0	0
Embezzlement	M	0	0	0	0	0	0	0	0	0	0	0	0
	F	0	0	0	0	0	0	0	0	0	0	0	0
Stolen Property-Buy, Possess, Receive	M	0	0	0	2	0	0	2	0	1	0	0	1
	F	0	0	0	0	0	0	0	0	0	0	0	0
Vandalism	M	2	2	3	4	5	1	17	0	0	0	0	0
	F	0	0	0	0	0	0	0	0	0	0	0	0
Weapons-carrying, possession, etc...	M	0	0	0	2	0	1	3	0	0	0	0	0
	F	0	0	0	0	0	0	0	0	0	0	0	0
Prostitution & Commercialized Vice	M	0	0	0	0	0	0	0	0	0	0	0	0
	F	0	0	0	0	0	0	0	0	0	0	0	0
Other Sex Offenses	M	0	0	0	2	1	0	3	0	0	0	0	0
	F	0	0	0	0	0	0	0	0	0	0	0	0
Drug Abuse Violations	M	0	0	0	1	1	0	2	0	0	0	0	0
	F	0	0	2	0	0	0	2	0	0	0	0	0
Gambling	M	0	0	0	0	0	0	0	0	0	0	0	0
	F	0	0	0	0	0	0	0	0	0	0	0	0
Offenses Against Family & Children	M	0	0	0	0	1	0	1	0	0	0	0	0
	F	0	0	0	0	0	0	0	0	0	0	0	0
Driving Under the Influence	M	0	0	0	0	0	0	0	1	1	2	1	1
	F	0	0	0	0	0	0	0	0	0	0	0	0
Liquor Laws	M	0	0	1	4	11	6	22	3	5	6	0	0
	F	0	0	0	4	0	0	4	2	0	1	0	0
Drunkenness	M	0	0	0	0	0	0	0	0	0	0	0	0
	F	0	0	0	0	0	0	0	0	0	0	0	0
Disorderly Conduct	M	2	0	3	3	1	4	13	0	0	0	0	0
	F	0	0	3	1	0	0	4	0	0	0	0	0
Vagrancy	M	0	0	0	0	0	0	0	0	0	0	0	0
	F	0	0	0	0	0	0	0	0	0	0	0	0
All Other Offenses (except Traffic)	M	1	2	7	9	4	4	27	2	6	12	8	8
	F	0	3	5	2	9	4	23	0	0	2	5	5
Suspicion	M	0	0	0	2	0	1	3	0	0	0	0	0
	F	0	0	0	0	3	0	3	0	0	0	0	0
Curfew and Loitering Law Violations	M	0	0	0	1	3	1	5	0	0	0	0	0
	F	0	0	1	2	0	1	4	0	0	0	0	0
Runaway	M	1	0	2	6	5	6	20	0	0	0	0	0
	F	0	3	10	5	15	4	37	0	0	0	0	0
<b>GRAND TOTAL</b>		<b>13</b>	<b>20</b>	<b>52</b>	<b>55</b>	<b>68</b>	<b>48</b>	<b>256</b>	<b>14</b>	<b>18</b>	<b>29</b>	<b>18</b>	<b>18</b>

\*The criminal statistics within this publication are only those criminal statistics reported to the Uniform Crime Reporting Program by the participating law enforcement agencies.

# Churchill Co SO Arrests By Offense and Age

22	23	24	25-29	30-34	35-39	40-44	45-49	50-54	55-59	60-64	over 64	Total >18	Grand Total
0	0	0	0	0	0	0	0	0	0	0	0	0	0
0	0	0	0	0	0	0	0	0	0	0	0	0	0
0	0	0	0	0	0	0	0	0	0	0	0	0	1
0	0	0	0	0	0	0	0	0	0	0	0	0	0
0	0	0	1	0	1	0	0	0	0	0	2	5	13
0	0	0	0	0	0	0	0	0	0	0	0	0	0
0	0	0	0	0	0	0	0	0	0	0	0	0	0
0	0	0	0	0	0	0	0	0	0	0	0	0	0
0	0	0	0	1	1	4	0	3	0	2	0	12	14
0	1	0	0	0	0	0	0	0	0	0	0	2	3
2	4	1	4	9	11	8	0	2	0	0	1	47	59
0	0	0	0	5	1	1	1	1	1	1	1	13	22
2	1	0	2	2	1	3	1	0	0	0	0	16	26
0	0	0	0	0	1	0	0	0	0	0	0	2	3
0	1	0	0	2	3	1	2	0	0	0	0	12	19
0	0	1	0	0	1	0	0	0	0	0	0	2	7
0	0	0	0	0	0	0	0	0	0	0	0	1	6
0	0	0	0	0	0	0	0	0	0	0	0	0	0
0	0	0	0	0	0	0	0	0	0	0	0	0	0
0	0	0	0	0	0	0	0	0	0	0	0	1	1
0	0	0	0	0	0	0	0	0	0	0	0	0	0
0	0	1	3	0	2	0	1	1	0	0	0	8	8
0	0	0	3	2	1	0	2	0	0	0	0	8	8
0	0	0	0	0	1	0	0	0	0	0	0	1	1
0	0	0	0	0	0	0	0	0	0	0	0	0	0
0	0	0	0	0	0	0	0	0	2	0	0	4	6
0	0	0	0	0	1	0	0	0	0	0	0	1	1
0	0	1	0	0	0	0	0	0	0	0	0	1	18
0	0	0	0	0	0	0	0	0	0	0	0	0	0
0	0	0	0	0	0	0	0	0	0	0	0	0	3
0	0	0	0	0	0	0	0	0	0	0	0	0	0
0	0	0	0	0	0	0	0	0	0	0	0	0	0
0	0	0	0	0	0	0	0	0	0	0	0	0	0
0	0	0	0	0	0	0	0	0	0	0	0	0	3
0	0	0	0	0	0	0	0	0	0	0	0	0	0
0	0	0	0	0	0	0	0	0	0	0	0	0	2
0	0	0	1	0	1	0	0	0	0	0	0	2	4
0	0	0	0	0	0	0	0	0	0	0	0	0	0
0	0	0	0	0	0	0	0	0	0	0	0	0	0
0	0	0	0	0	0	0	0	0	0	0	0	0	0
0	0	0	1	1	1	2	0	0	2	0	0	7	8
0	0	0	0	0	0	0	0	0	0	0	0	0	0
1	2	3	7	14	3	6	10	3	1	2	3	60	60
0	0	0	2	1	2	2	1	2	0	0	0	10	10
0	0	0	0	0	0	0	0	0	0	0	0	14	36
0	0	0	0	0	0	0	0	0	0	0	0	3	7
1	1	1	0	3	0	0	1	1	2	0	0	10	10
0	0	0	0	0	0	1	0	0	0	0	0	1	1
0	0	0	0	0	0	0	0	0	1	0	0	1	14
0	0	0	0	0	0	0	0	0	0	0	0	0	4
0	0	0	0	0	0	0	0	0	0	0	0	0	0
0	0	0	0	0	0	0	0	0	0	0	0	0	0
17	5	8	31	29	17	21	16	8	4	0	0	184	211
2	1	3	15	9	12	8	4	1	2	0	0	64	87
0	0	0	0	0	0	0	0	0	0	0	0	0	3
0	0	0	0	0	0	0	0	0	0	0	0	0	3
0	0	0	0	0	0	0	0	0	0	0	0	0	5
0	0	0	0	0	0	0	0	0	0	0	0	0	4
0	0	0	0	0	0	0	0	0	0	0	0	0	20
0	0	0	0	0	0	0	0	0	0	0	0	0	37
25	16	19	70	78	61	57	39	22	15	5	6	492	748

# Clark Co Schools PD Arrests By Offense and Age

OFFENSE	SEX	9 & Under												
		10 -12	13-14	15	16	17	Total <18	18	19	20	21			
Murder	M	0	0	0	0	0	0	0	0	0	0	0	0	0
	F	0	0	0	0	0	0	0	0	0	0	0	0	0
Manslaughter by Negligence	M	0	0	0	0	0	0	0	0	0	0	0	0	0
	F	0	0	0	0	0	0	0	0	0	0	0	0	0
Forcible Rape	M	0	0	0	0	0	0	0	0	0	0	0	0	0
	F	0	0	0	0	0	0	0	0	0	0	0	0	0
Robbery	M	0	4	6	3	0	3	16	0	0	0	0	0	0
	F	0	0	0	0	0	0	0	0	0	0	0	0	0
Aggravated Assault	M	1	1	3	2	2	1	10	0	0	0	0	0	0
	F	0	0	0	0	0	0	0	0	0	0	0	0	0
Other Assaults	M	6	69	104	64	30	30	303	1	1	0	0	0	0
	F	2	19	40	20	22	13	116	4	0	1	0	0	0
Burglary	M	0	14	9	5	4	1	33	1	1	0	0	0	0
	F	0	0	0	0	0	0	0	1	0	0	0	0	0
Larceny--Theft	M	1	18	32	18	13	8	90	1	0	0	0	0	0
	F	0	7	19	1	3	0	30	1	0	1	0	0	0
Motor Vehicle Theft	M	0	0	0	3	1	0	4	1	0	0	0	0	0
	F	0	0	1	0	0	0	1	0	0	0	0	0	0
Arson	M	1	12	11	7	5	3	39	1	1	0	0	0	0
	F	0	2	6	5	2	3	18	0	0	0	0	0	0
Forgery & Counterfeiting	M	0	0	0	0	1	0	1	0	0	0	0	0	0
	F	0	0	0	0	0	0	0	0	0	0	0	0	0
Fraud	M	0	0	0	0	0	0	0	0	0	0	0	0	0
	F	0	0	0	0	0	0	0	0	0	0	0	0	0
Embezzlement	M	0	0	0	0	0	0	0	0	0	0	0	0	0
	F	0	0	0	0	0	0	0	0	0	0	0	0	0
Stolen Property-Buy, Possess, Receive	M	0	3	8	5	6	2	24	0	1	2	1	1	1
	F	0	0	6	2	2	0	10	0	0	0	0	0	0
Vandalism	M	0	26	45	26	21	9	127	1	2	0	0	0	0
	F	2	7	9	6	2	1	27	0	0	0	0	0	0
Weapons-carrying, possession, etc...	M	1	15	59	41	29	32	177	7	3	1	2	2	2
	F	0	3	6	6	3	3	21	0	1	0	0	0	0
Prostitution & Commercialized Vice	M	0	0	0	0	0	0	0	0	0	0	0	0	0
	F	0	0	0	0	0	0	0	0	0	0	0	0	0
Other Sex Offenses	M	1	5	9	2	4	3	24	3	1	0	0	0	0
	F	0	0	0	0	0	1	1	0	0	0	0	0	0
Drug Abuse Violations	M	1	15	99	91	100	73	379	13	8	1	4	4	4
	F	0	5	29	23	20	20	97	5	0	1	2	2	2
Gambling	M	0	0	0	0	0	0	0	0	0	0	0	0	0
	F	0	0	0	0	0	0	0	0	0	0	0	0	0
Offenses Against Family & Children	M	0	0	1	0	1	1	3	0	0	0	0	0	0
	F	0	0	0	0	0	0	0	0	0	0	0	0	0
Driving Under the Influence	M	0	0	0	0	0	0	0	0	2	0	0	0	0
	F	0	0	0	0	0	0	0	0	0	0	0	0	0
Liquor Laws	M	1	1	4	2	7	8	23	1	0	0	0	0	0
	F	0	0	0	0	0	0	0	0	2	0	1	1	1
Drunkenness	M	0	0	0	0	0	0	0	0	0	0	0	0	0
	F	0	0	0	0	0	0	0	0	0	0	0	0	0
Disorderly Conduct	M	2	48	213	101	71	50	485	7	2	1	0	0	0
	F	1	15	56	38	44	19	173	5	0	0	0	0	0
Vagrancy	M	0	0	2	0	0	0	2	4	6	4	3	3	3
	F	0	0	1	0	0	0	1	1	0	0	0	0	0
All Other Offenses (except Traffic)	M	4	69	287	220	232	217	1,029	27	5	10	0	0	0
	F	0	46	178	129	119	94	566	1	0	0	0	0	0
Suspicion	M	0	0	0	0	0	0	0	0	0	0	0	0	0
	F	0	0	0	0	0	0	0	0	0	0	0	0	0
Curfew and Loitering Law Violations	M	1	1	20	16	22	25	85	0	0	0	0	0	0
	F	0	0	5	10	3	5	23	0	0	0	0	0	0
Runaway	M	0	0	0	0	0	0	0	0	0	0	0	0	0
	F	0	0	0	0	0	0	0	0	0	0	0	0	0
GRAND TOTAL			25	405	1,268	846	769	625	3,938	86	36	22	13	13

\*The criminal statistics within this publication are only those criminal statistics reported to the Uniform Crime Reporting Program by the participating law enforcement agencies.

# Clark Co Schools PD Arrests By Offense and Age

22	23	24	25-29	30-34	35-39	40-44	45-49	50-54	55-59	60-64	over 64	Total >18	Grand Total
0	0	0	0	0	0	0	0	0	0	0	0	0	0
0	0	0	0	0	0	0	0	0	0	0	0	0	0
0	0	0	0	0	0	0	0	0	0	0	0	0	0
0	0	0	0	0	0	0	0	0	0	0	0	0	0
0	0	0	1	0	0	0	0	0	0	0	0	1	1
0	0	0	0	0	0	0	0	0	0	0	0	0	0
0	0	0	0	0	0	0	0	0	0	0	0	0	16
0	0	0	0	0	0	0	0	0	0	0	0	0	0
0	0	0	0	0	0	0	0	0	0	0	0	0	10
0	0	0	0	0	0	0	0	0	0	0	0	0	0
1	1	0	0	0	0	1	3	1	0	0	0	9	312
1	0	0	0	1	0	0	0	1	0	0	0	8	124
1	0	0	5	2	3	2	0	0	0	0	0	15	48
0	0	0	0	0	0	0	0	0	0	0	0	1	1
1	1	1	0	0	0	0	0	0	0	0	0	4	94
0	0	0	0	0	0	0	0	0	0	0	0	2	32
0	0	0	0	0	0	0	0	0	0	0	0	1	5
0	0	0	0	0	0	0	0	0	0	0	0	0	1
0	1	0	0	0	0	0	0	0	0	0	0	3	42
0	0	0	0	0	0	0	0	0	0	0	0	0	18
0	0	0	0	1	0	0	0	0	0	0	0	1	2
0	0	0	0	0	0	0	0	0	0	0	0	0	0
0	0	0	0	0	0	0	0	0	0	0	0	0	0
0	0	0	0	0	0	0	0	0	0	0	0	0	0
0	0	0	0	0	0	0	0	0	0	0	0	0	0
0	0	1	1	1	0	0	0	0	0	0	0	7	31
0	0	0	0	1	0	0	0	0	0	0	0	1	11
0	0	0	0	0	1	1	0	0	0	0	0	5	132
0	0	0	0	0	0	0	0	0	0	0	0	0	27
1	0	2	1	0	0	2	0	0	0	0	0	19	196
0	0	0	0	0	0	0	0	0	0	0	0	1	22
0	0	0	0	0	0	0	0	0	0	0	0	0	0
0	0	0	0	2	1	0	0	2	0	0	0	9	33
0	0	0	0	0	0	0	0	0	0	0	0	0	1
0	2	0	0	0	1	2	1	0	0	0	0	32	411
0	0	1	0	1	3	0	0	0	0	0	0	13	110
0	0	0	0	0	0	0	0	0	0	0	0	0	0
0	0	0	0	0	0	0	0	0	0	0	0	0	3
0	0	0	0	0	0	0	0	1	0	0	0	1	1
0	2	0	0	0	0	1	1	0	0	0	0	6	6
0	0	0	0	1	0	0	1	0	0	0	0	2	2
1	0	0	1	1	0	1	0	0	0	0	0	5	28
0	0	0	0	1	0	0	0	0	0	0	0	4	4
0	0	0	0	0	0	0	0	0	0	0	0	0	0
0	0	0	0	0	0	0	0	0	0	0	0	0	0
1	0	1	1	0	0	1	0	0	0	0	0	14	499
0	0	0	0	2	1	0	0	0	0	0	0	8	181
1	0	0	3	5	0	1	1	2	0	0	0	30	32
0	0	0	0	2	0	0	0	0	0	0	0	3	4
4	0	1	1	6	8	3	3	2	1	0	0	71	1,100
0	0	0	2	3	2	1	2	0	0	0	0	11	577
0	0	0	0	0	0	0	0	0	0	0	0	0	0
0	0	0	0	1	0	0	0	0	0	0	0	1	1
0	0	0	0	0	0	0	0	0	0	0	0	0	85
0	0	0	0	0	0	0	0	0	0	0	0	0	23
0	0	0	0	0	0	0	0	0	0	0	0	0	0
0	0	0	0	0	0	0	0	0	0	0	0	0	0
12	7	7	16	31	20	16	12	9	1	0	0	288	4,226

# Douglas Co SO Arrests By Offense and Age

OFFENSE	SEX	9 & Under												
		10 -12	13-14	15	16	17	Total <18	18	19	20	21			
Murder	M	0	0	0	0	0	0	0	0	0	0	0	0	0
Murder	F	0	0	0	0	0	0	0	0	0	0	0	0	0
Manslaughter by Negligence	M	0	0	0	0	0	0	0	0	0	0	0	0	0
Manslaughter by Negligence	F	0	0	0	0	0	0	0	0	0	0	0	0	0
Forcible Rape	M	0	0	0	0	0	0	0	0	0	0	0	0	0
Forcible Rape	F	0	0	0	0	0	0	0	0	0	0	0	0	0
Robbery	M	0	0	0	0	0	0	0	0	0	1	0	0	0
Robbery	F	0	0	0	0	0	0	0	0	0	0	0	0	0
Aggravated Assault	M	0	2	3	1	0	1	7	0	1	0	1	0	1
Aggravated Assault	F	0	0	0	0	0	0	0	0	0	0	0	0	0
Other Assaults	M	0	2	3	10	7	3	25	5	2	7	7	7	7
Other Assaults	F	0	2	2	1	0	3	8	0	0	2	2	2	2
Burglary	M	0	0	0	0	2	0	2	1	2	2	3	3	3
Burglary	F	0	0	0	0	2	0	2	0	0	0	0	0	0
Larceny--Theft	M	1	1	2	2	2	2	10	3	7	4	3	3	3
Larceny--Theft	F	0	0	0	0	0	0	0	1	2	0	2	2	2
Motor Vehicle Theft	M	0	0	0	1	0	0	1	0	0	1	1	1	1
Motor Vehicle Theft	F	0	0	0	0	0	0	0	0	1	0	0	0	0
Arson	M	0	0	0	0	1	0	1	0	0	0	0	0	0
Arson	F	0	0	0	0	0	0	0	0	0	0	0	1	1
Forgery & Counterfeiting	M	0	0	0	0	0	0	0	0	1	0	0	0	0
Forgery & Counterfeiting	F	0	0	0	0	0	0	0	0	0	0	0	0	0
Fraud	M	0	0	0	0	3	0	3	2	0	1	1	1	1
Fraud	F	0	0	0	0	0	0	0	0	1	0	0	0	0
Embezzlement	M	0	0	0	0	0	0	0	0	1	0	0	0	0
Embezzlement	F	0	0	0	0	0	0	0	0	0	0	0	0	0
Stolen Property-Buy, Possess, Receive	M	0	0	0	0	1	1	2	0	1	0	1	0	1
Stolen Property-Buy, Possess, Receive	F	0	0	0	0	0	0	0	0	0	0	0	0	0
Vandalism	M	0	0	0	0	0	0	0	0	0	0	0	0	0
Vandalism	F	0	0	0	0	0	0	0	0	0	0	0	0	0
Weapons-carrying, possession, etc...	M	0	0	0	0	2	0	2	0	1	0	0	0	0
Weapons-carrying, possession, etc...	F	0	0	0	0	0	0	0	0	0	0	0	0	0
Prostitution & Commercialized Vice	M	0	0	0	0	0	0	0	0	0	0	0	0	0
Prostitution & Commercialized Vice	F	0	0	0	0	0	0	0	0	0	0	0	0	0
Other Sex Offenses	M	0	0	0	0	1	0	1	0	0	0	0	1	1
Other Sex Offenses	F	0	0	0	0	0	0	0	0	0	0	1	0	0
Drug Abuse Violations	M	0	0	1	3	7	4	15	5	5	9	2	2	2
Drug Abuse Violations	F	0	0	1	0	3	0	4	1	0	0	0	0	0
Gambling	M	0	0	1	0	0	3	4	1	6	4	0	0	0
Gambling	F	0	0	0	0	0	1	1	0	0	0	0	0	0
Offenses Against Family & Children	M	0	0	0	0	0	2	2	0	1	1	0	0	0
Offenses Against Family & Children	F	0	0	0	0	0	1	1	0	0	0	0	0	0
Driving Under the Influence	M	0	0	0	0	0	1	1	3	6	7	5	5	5
Driving Under the Influence	F	0	0	0	0	0	1	1	2	1	2	0	0	0
Liquor Laws	M	0	1	1	1	6	9	18	12	19	11	0	0	0
Liquor Laws	F	0	0	0	2	1	8	11	0	0	0	0	0	0
Drunkenness	M	0	0	0	0	0	0	0	0	0	0	0	0	0
Drunkenness	F	0	0	0	0	0	0	0	0	0	0	0	0	0
Disorderly Conduct	M	0	0	0	0	1	1	2	4	3	2	6	6	6
Disorderly Conduct	F	0	0	0	0	0	0	0	0	0	0	0	0	0
Vagrancy	M	0	0	0	1	0	0	1	0	0	0	0	0	0
Vagrancy	F	0	0	0	0	0	0	0	0	0	0	0	0	0
All Other Offenses (except Traffic)	M	0	1	3	1	3	3	11	23	27	27	35	35	35
All Other Offenses (except Traffic)	F	0	0	0	1	0	1	2	4	6	7	5	5	5
Suspicion	M	0	0	0	0	0	0	0	0	0	0	0	0	0
Suspicion	F	0	0	0	0	0	0	0	0	0	0	0	0	0
Curfew and Loitering Law Violations	M	0	0	4	2	3	0	9	0	0	0	0	0	0
Curfew and Loitering Law Violations	F	0	0	1	2	1	1	5	0	0	0	0	0	0
Runaway	M	1	0	1	2	1	1	6	0	0	0	0	0	0
Runaway	F	0	1	1	1	3	3	9	0	0	0	0	0	0
GRAND TOTAL		2	10	24	31	50	50	167	67	95	88	77	77	77

\*The criminal statistics within this publication are only those criminal statistics reported to the Uniform Crime Reporting Program by the participating law enforcement agencies.

# Douglas Co SO Arrests By Offense and Age

	22	23	24	25-29	30-34	35-39	40-44	45-49	50-54	55-59	60-64	over 64	Total >18	Grand Total
0	0	0	0	0	0	0	0	0	0	0	0	0	0	0
0	0	0	0	0	0	0	0	0	0	0	0	0	0	0
0	0	0	0	0	0	0	0	0	0	0	0	0	0	0
0	0	0	0	0	0	0	0	0	0	0	0	0	0	0
0	0	0	0	0	0	0	0	0	0	0	0	0	0	0
1	0	0	1	0	1	2	0	0	1	0	0	0	7	7
0	0	0	0	0	0	0	0	0	0	0	0	0	0	0
1	0	1	3	7	0	3	0	1	0	0	0	0	18	25
0	0	0	0	1	1	0	1	1	1	0	0	0	4	4
9	6	4	26	22	19	35	13	7	4	0	5	5	171	196
1	0	1	6	5	4	8	1	2	0	0	0	0	32	40
0	2	0	3	3	0	0	0	0	1	0	0	0	17	19
0	0	0	1	2	0	1	0	0	0	0	0	0	4	6
2	3	2	6	9	6	6	3	1	0	0	0	0	55	65
0	0	0	4	1	0	0	1	0	0	0	0	0	11	11
0	0	2	0	0	1	0	1	0	0	0	0	0	6	7
0	0	0	0	0	0	0	0	0	0	0	0	0	1	1
1	0	0	0	0	0	1	0	0	0	0	0	0	2	3
0	0	0	0	0	0	0	0	0	0	0	0	0	1	1
1	0	0	0	1	0	0	0	0	1	0	0	0	4	4
0	0	0	0	0	0	0	0	0	0	0	0	0	0	0
0	0	3	1	4	7	4	2	4	1	0	2	2	32	35
0	0	0	2	0	2	1	2	1	0	0	0	0	10	10
0	1	0	0	1	0	1	0	0	0	0	0	0	4	4
0	0	0	0	0	0	0	1	0	0	0	0	0	1	1
1	0	1	1	0	2	0	0	0	0	0	0	0	7	9
0	1	0	1	1	0	0	0	0	0	0	0	0	3	3
0	0	0	0	0	0	0	0	0	0	0	0	0	0	0
0	0	0	0	0	0	0	0	0	0	0	0	0	0	0
0	1	1	1	0	2	0	2	1	0	0	0	0	9	11
0	0	0	0	0	0	0	0	0	0	0	0	0	0	0
0	0	0	0	0	0	0	0	0	0	0	0	0	0	0
0	0	0	0	0	0	0	0	0	0	0	0	0	0	0
1	1	1	2	0	1	0	1	0	1	0	0	0	9	10
0	0	0	0	0	0	0	0	0	0	0	0	0	1	1
3	2	2	8	4	6	1	4	1	1	1	0	0	53	68
0	0	0	2	4	3	1	0	0	0	0	0	0	11	15
0	0	0	0	0	0	0	0	0	0	0	0	0	11	15
0	0	0	0	0	0	0	0	0	0	0	0	0	0	1
1	1	0	1	0	0	1	1	0	0	0	0	0	7	9
0	0	0	1	0	0	0	1	0	0	0	0	0	2	3
9	3	7	29	13	13	23	16	9	9	5	2	2	159	160
1	2	1	3	4	1	8	8	1	0	1	1	1	36	37
0	0	0	0	0	0	0	0	1	0	0	0	0	43	61
0	0	0	0	0	0	0	0	0	0	0	0	0	0	11
0	0	0	0	0	0	0	0	0	0	0	0	0	0	0
0	0	0	0	0	0	0	0	0	0	0	0	0	0	0
7	3	3	16	4	4	1	2	0	1	0	0	0	56	58
0	0	0	0	1	0	1	1	0	0	0	0	0	3	3
0	0	0	0	0	0	0	0	0	0	0	0	0	0	1
0	0	0	0	0	0	0	0	0	0	0	0	0	0	0
35	25	18	77	53	50	46	28	13	7	8	0	0	472	483
8	6	5	13	19	18	22	8	3	0	1	0	0	125	127
0	0	0	0	0	0	0	0	0	0	0	0	0	0	0
0	0	0	0	0	0	0	0	0	0	0	0	0	0	0
0	0	0	0	0	0	0	0	0	0	0	0	0	0	9
0	0	0	0	0	0	0	0	0	0	0	0	0	0	5
0	0	0	0	0	0	0	0	0	0	0	0	0	0	6
0	0	0	0	0	0	0	0	0	0	0	0	0	0	9
82	57	52	208	159	142	165	97	46	27	15	10	1,387	1,554	

# Elko Co SO Arrests By Offense and Age

OFFENSE	SEX	9 & Under												
		10 -12	13-14	15	16	17	Total <18	18	19	20	21			
Murder	M	0	0	0	0	0	0	0	0	0	0	0	0	0
	F	0	0	0	0	0	0	0	0	0	0	0	0	0
Manslaughter by Negligence	M	0	0	0	0	0	0	0	0	0	0	0	0	0
	F	0	0	0	0	0	0	0	0	0	0	0	0	0
Forcible Rape	M	0	0	0	0	0	0	0	0	0	0	0	0	0
	F	0	0	0	0	0	0	0	0	0	0	0	0	0
Robbery	M	0	0	0	0	0	0	0	0	0	0	0	0	0
	F	0	0	0	0	0	0	0	0	0	0	0	0	0
Aggravated Assault	M	0	0	0	0	0	0	0	0	0	0	0	0	0
	F	0	0	0	0	0	0	0	0	0	0	0	0	0
Other Assaults	M	0	0	1	0	0	1	2	2	2	1	1	0	0
	F	0	0	0	0	1	0	1	0	0	0	0	0	0
Burglary	M	0	4	6	4	1	0	15	0	1	0	0	0	0
	F	0	0	1	0	0	0	1	1	0	0	0	0	0
Larceny--Theft	M	0	0	1	0	1	0	2	2	0	1	0	0	1
	F	0	0	2	0	0	0	2	0	0	0	0	0	0
Motor Vehicle Theft	M	0	0	0	0	1	1	2	1	1	1	0	0	0
	F	0	0	0	0	1	0	1	0	0	0	0	0	0
Arson	M	0	1	0	0	0	0	1	0	1	0	0	0	0
	F	0	0	0	0	0	0	0	0	0	0	0	0	0
Forgery & Counterfeiting	M	0	0	0	0	0	0	0	0	0	0	0	0	0
	F	0	0	0	0	0	0	0	0	0	0	0	0	0
Fraud	M	0	0	0	0	0	0	0	0	0	0	0	0	0
	F	0	0	0	0	0	0	0	0	0	0	0	0	0
Embezzlement	M	0	0	0	0	0	0	0	0	0	0	0	0	0
	F	0	0	0	0	0	0	0	0	0	0	0	0	0
Stolen Property-Buy, Possess, Receive	M	0	1	5	2	2	0	10	1	1	1	0	0	0
	F	0	0	2	0	0	0	2	0	0	0	0	0	0
Vandalism	M	0	0	0	0	0	1	1	1	1	1	0	0	0
	F	0	0	0	0	0	1	1	0	0	0	0	0	0
Weapons-carrying, possession, etc...	M	0	0	0	0	0	0	0	0	0	0	0	0	0
	F	0	0	0	0	0	0	0	0	0	0	0	0	0
Prostitution & Commercialized Vice	M	0	0	0	0	0	0	0	0	0	0	0	0	0
	F	0	0	0	0	0	0	0	0	0	0	0	0	0
Other Sex Offenses	M	0	0	1	0	0	0	1	0	0	0	0	0	0
	F	0	0	0	0	0	0	0	0	0	0	0	0	0
Drug Abuse Violations	M	0	0	0	0	0	1	1	2	1	1	1	0	0
	F	0	0	0	0	0	1	1	0	0	0	0	0	0
Gambling	M	0	0	0	0	0	0	0	0	0	0	0	0	0
	F	0	0	0	0	0	0	0	0	0	0	0	0	0
Offenses Against Family & Children	M	0	0	0	3	0	0	3	1	1	0	0	2	2
	F	0	0	0	1	0	0	1	0	0	0	0	0	0
Driving Under the Influence	M	0	0	0	0	0	1	1	2	1	1	4	4	4
	F	0	0	0	1	0	1	2	1	0	0	0	0	0
Liquor Laws	M	0	0	0	3	8	8	19	15	5	5	5	1	1
	F	0	0	0	0	2	2	4	1	0	0	0	0	0
Drunkenness	M	0	0	0	0	0	4	4	0	1	0	0	0	0
	F	0	0	0	0	1	0	1	0	0	0	0	0	0
Disorderly Conduct	M	0	0	0	0	0	0	0	0	0	0	0	0	0
	F	0	0	0	0	0	0	0	0	0	0	0	0	0
Vagrancy	M	0	0	0	0	0	0	0	0	0	0	0	0	0
	F	0	0	0	0	0	0	0	0	0	0	0	0	0
All Other Offenses (except Traffic)	M	0	1	3	4	4	8	20	11	18	14	11	11	11
	F	1	1	0	1	5	1	9	4	1	0	3	3	3
Suspicion	M	0	0	0	0	0	0	0	0	0	0	0	0	0
	F	0	0	0	0	0	0	0	0	0	0	0	0	0
Curfew and Loitering Law Violations	M	0	0	0	0	1	2	3	0	0	0	0	0	0
	F	0	0	2	0	1	1	4	0	0	0	0	0	0
Runaway	M	0	0	1	2	1	3	7	0	0	0	0	0	0
	F	0	0	3	0	3	1	7	0	0	0	0	0	0
<b>GRAND TOTAL</b>		<b>1</b>	<b>8</b>	<b>28</b>	<b>21</b>	<b>33</b>	<b>38</b>	<b>129</b>	<b>43</b>	<b>35</b>	<b>25</b>	<b>22</b>	<b>22</b>	<b>22</b>

\*\*Arrest Data for Wells PD is included.

\*The criminal statistics within this publication are only those criminal statistics reported to the Uniform Crime Reporting Program by the participating law enforcement agencies.



# Elko Co SO Arrests By Offense and Age

22	23	24	25-29	30-34	35-39	40-44	45-49	50-54	55-59	60-64	over 64	Total >18	Grand Total
0	0	0	0	0	0	0	0	0	0	0	0	0	0
0	0	0	0	0	0	0	1	0	0	0	0	0	1
0	0	0	0	0	0	0	0	0	0	0	0	0	0
0	0	0	0	0	0	0	0	0	0	0	0	0	0
0	0	0	0	0	0	0	0	0	1	0	0	1	1
0	0	0	0	0	0	0	0	0	0	0	0	0	0
0	0	0	0	0	1	0	0	0	0	0	0	1	1
0	0	0	0	0	0	0	0	0	0	0	0	0	0
1	0	0	0	0	0	1	0	0	1	1	0	4	4
0	0	0	0	0	0	0	0	0	0	0	0	0	0
0	0	0	3	0	1	0	1	2	0	0	0	11	13
0	0	1	0	0	1	2	0	0	0	0	0	4	5
0	0	0	1	1	0	1	0	0	0	0	0	4	19
0	0	0	0	1	1	0	0	0	0	0	0	3	4
0	0	0	0	0	0	0	0	0	0	0	0	2	4
0	0	0	0	0	0	0	0	0	0	0	0	0	2
0	0	0	0	1	0	0	0	0	0	0	0	3	5
0	0	0	0	0	1	0	0	0	0	0	0	1	2
0	0	0	0	0	0	0	0	0	0	0	0	1	2
0	0	0	0	0	0	0	0	0	0	0	0	0	0
0	0	0	0	0	0	0	0	0	0	0	0	0	0
0	0	0	0	0	0	0	0	0	0	0	0	0	0
0	1	0	0	0	0	0	0	0	0	0	0	1	1
0	0	0	0	0	0	0	0	0	0	0	0	0	0
0	0	0	0	0	0	0	0	0	0	0	0	0	0
0	0	0	0	0	0	0	0	0	0	0	0	0	0
1	0	0	0	1	1	0	0	0	0	0	0	5	15
0	0	0	0	1	0	0	0	0	0	0	0	1	3
0	0	0	0	0	0	0	0	0	0	0	0	2	3
0	0	0	0	0	0	0	0	0	0	0	0	0	1
0	0	0	0	0	0	0	1	0	0	0	0	1	1
0	0	0	0	0	0	0	0	0	0	0	0	0	0
0	0	0	0	0	0	0	0	0	0	0	0	0	0
0	0	0	0	0	0	0	0	0	0	0	0	0	0
0	0	1	0	1	2	0	0	0	0	0	0	4	5
0	0	0	0	0	0	0	0	0	0	0	0	0	0
0	1	1	0	3	1	0	1	1	0	0	0	12	13
0	0	0	2	0	0	1	0	0	0	0	0	3	4
0	0	0	0	0	0	0	0	0	0	0	0	0	0
0	0	0	0	0	0	0	0	0	0	0	0	0	0
0	0	0	0	0	0	0	0	0	0	0	0	0	0
0	1	0	5	3	5	10	7	3	1	0	1	40	43
0	0	0	1	2	0	2	1	0	0	0	0	6	7
3	2	1	7	11	8	11	8	9	2	1	3	77	78
0	1	0	3	0	3	2	0	4	0	0	0	14	16
0	0	0	0	0	0	0	0	0	0	0	0	26	45
0	0	0	0	1	0	0	0	0	0	0	0	2	6
0	0	0	0	0	1	1	0	0	0	0	0	3	7
0	0	0	0	0	0	0	0	0	0	0	0	0	1
1	0	0	0	0	0	1	0	0	0	2	0	4	4
0	0	0	0	0	0	0	0	0	0	0	0	0	0
0	0	0	0	0	0	0	1	0	0	0	0	1	1
8	12	12	38	28	34	28	21	6	5	2	3	251	271
3	0	3	10	11	12	11	6	5	0	0	1	70	79
0	0	0	0	0	0	0	0	0	0	0	0	0	0
0	0	0	0	0	0	0	0	0	0	0	0	0	0
0	0	0	0	0	0	0	0	0	0	0	0	0	3
0	0	0	0	0	0	0	0	0	0	0	0	0	4
0	0	0	0	0	0	0	0	0	0	0	0	0	7
0	0	0	0	0	0	0	0	0	0	0	0	0	7
17	18	19	70	65	72	72	47	30	10	6	8	559	688

# Elko PD Arrests By Offense and Age

OFFENSE	SEX	9 & Under												
		10-12	13-14	15	16	17	Total <18	18	19	20	21			
Murder	M	0	0	0	0	0	0	0	0	0	0	0	0	0
Murder	F	0	0	0	0	0	0	0	0	0	0	0	0	0
Manslaughter by Negligence	M	0	0	0	0	0	0	0	0	0	0	0	0	0
Manslaughter by Negligence	F	0	0	0	0	0	0	0	0	0	0	0	0	0
Forcible Rape	M	0	0	0	0	0	0	0	0	0	0	0	0	0
Forcible Rape	F	0	0	0	0	0	0	0	0	0	0	0	0	0
Robbery	M	0	0	0	0	0	0	0	0	0	0	0	0	0
Robbery	F	0	0	0	0	0	0	0	0	0	0	0	0	0
Aggravated Assault	M	0	0	1	0	1	0	2	0	1	0	0	0	0
Aggravated Assault	F	0	0	0	0	0	0	0	0	0	0	0	0	0
Other Assaults	M	0	1	2	0	0	4	7	5	1	4	4	4	4
Other Assaults	F	0	1	0	1	1	0	3	0	0	0	0	2	2
Burglary	M	0	0	5	0	0	0	5	0	3	0	0	0	0
Burglary	F	0	0	1	1	0	0	2	0	0	0	0	0	0
Larceny--Theft	M	0	4	2	2	4	4	16	4	3	0	0	0	0
Larceny--Theft	F	0	0	2	3	2	2	9	2	0	2	0	0	0
Motor Vehicle Theft	M	0	0	0	0	0	0	0	0	0	0	0	0	0
Motor Vehicle Theft	F	0	0	0	0	0	0	0	0	0	0	0	0	0
Arson	M	0	0	0	0	1	0	1	0	0	0	0	0	0
Arson	F	0	0	0	0	0	0	0	0	0	0	0	0	0
Forgery & Counterfeiting	M	0	0	0	0	0	0	0	0	2	1	0	0	0
Forgery & Counterfeiting	F	0	0	0	0	0	0	0	0	0	0	0	0	0
Fraud	M	0	0	0	0	0	0	0	0	0	1	0	0	0
Fraud	F	0	0	0	0	0	0	0	0	0	0	0	0	0
Embezzlement	M	0	0	0	0	0	0	0	2	0	0	0	0	0
Embezzlement	F	0	0	0	0	0	0	0	0	0	0	0	1	1
Stolen Property-Buy, Possess, Receive	M	0	0	0	0	1	0	1	0	1	1	1	0	0
Stolen Property-Buy, Possess, Receive	F	0	0	0	0	0	0	0	0	0	0	0	0	0
Vandalism	M	0	1	1	0	0	0	2	0	0	0	0	0	0
Vandalism	F	0	0	0	0	0	0	0	0	0	0	0	0	0
Weapons-carrying, possession, etc...	M	0	0	0	0	0	0	0	1	0	1	0	0	0
Weapons-carrying, possession, etc...	F	0	0	0	0	0	0	0	0	0	0	0	0	0
Prostitution & Commercialized Vice	M	0	0	0	0	1	0	1	0	0	0	0	0	0
Prostitution & Commercialized Vice	F	0	0	0	0	0	0	0	0	0	0	0	0	0
Other Sex Offenses	M	0	0	0	0	0	0	0	1	0	0	0	0	0
Other Sex Offenses	F	0	0	0	0	0	0	0	0	0	0	0	0	0
Drug Abuse Violations	M	0	0	1	0	2	1	4	0	2	1	2	2	2
Drug Abuse Violations	F	0	0	0	1	0	1	2	0	0	0	0	0	0
Gambling	M	0	0	0	0	0	0	0	0	0	0	0	0	0
Gambling	F	0	0	0	0	0	0	0	1	0	0	0	0	0
Offenses Against Family & Children	M	0	0	0	1	0	0	1	0	0	0	0	0	0
Offenses Against Family & Children	F	0	0	0	1	0	0	1	0	0	0	0	0	0
Driving Under the Influence	M	0	0	0	0	0	2	2	6	7	1	4	4	4
Driving Under the Influence	F	0	0	0	0	0	0	0	1	2	0	0	0	0
Liquor Laws	M	0	0	4	6	16	26	52	30	30	20	2	2	2
Liquor Laws	F	0	0	4	1	5	10	20	8	3	6	0	0	0
Drunkenness	M	0	0	0	0	0	0	0	0	0	0	0	0	0
Drunkenness	F	0	0	0	0	0	0	0	0	0	0	0	0	0
Disorderly Conduct	M	0	0	0	3	1	1	5	2	1	1	3	3	3
Disorderly Conduct	F	0	0	0	0	0	0	0	0	0	0	1	1	1
Vagrancy	M	0	0	0	0	0	0	0	0	0	0	0	0	0
Vagrancy	F	0	0	0	0	0	0	0	0	0	0	0	0	0
All Other Offenses (except Traffic)	M	0	1	1	0	1	7	10	5	18	14	13	13	13
All Other Offenses (except Traffic)	F	0	0	1	3	0	1	5	2	4	2	3	3	3
Suspicion	M	0	0	0	1	0	0	1	0	0	0	0	0	0
Suspicion	F	0	0	0	2	0	0	2	0	0	0	0	0	0
Curfew and Loitering Law Violations	M	0	0	2	1	1	0	4	0	0	0	0	0	0
Curfew and Loitering Law Violations	F	0	1	1	1	2	2	7	0	0	0	0	0	0
Runaway	M	0	0	13	10	5	11	39	0	0	0	0	0	0
Runaway	F	0	3	8	28	17	8	64	0	0	0	0	0	0
GRAND TOTAL		0	12	49	66	61	80	268	70	78	55	35	35	35

\*The criminal statistics within this publication are only those criminal statistics reported to the Uniform Crime Reporting Program by the participating law enforcement agencies.

# Elko PD Arrests By Offense and Age

22	23	24	25-29	30-34	35-39	40-44	45-49	50-54	55-59	60-64	over 64	Total >18	Grand Total
0	0	0	0	0	0	0	0	0	0	0	0	0	0
0	0	0	0	1	0	0	0	0	0	0	0	1	1
0	0	0	0	0	0	0	0	0	0	0	0	0	0
0	0	0	0	0	0	0	0	0	0	0	0	0	0
0	0	0	0	0	0	0	0	0	0	0	0	0	0
1	0	0	0	0	1	0	1	0	0	0	0	3	3
0	0	0	0	0	0	0	0	0	0	0	0	0	0
0	1	0	2	0	2	2	1	0	0	0	0	9	11
0	0	0	1	0	0	1	0	0	0	0	0	2	2
5	4	4	17	14	11	14	7	3	0	2	0	95	102
0	2	2	3	2	3	2	2	1	1	0	1	21	24
0	2	0	3	3	1	2	3	0	0	0	0	17	22
0	2	0	0	0	0	0	0	0	0	0	0	2	4
2	0	1	1	2	0	3	1	2	0	1	0	20	36
1	0	0	4	2	1	4	0	3	0	0	0	19	28
0	0	1	0	0	0	0	0	1	0	0	0	2	2
0	0	0	0	0	0	0	0	0	0	0	0	0	0
0	0	0	0	0	0	0	0	0	0	0	0	0	1
0	0	0	0	0	0	0	0	0	0	0	0	0	0
0	0	0	1	2	3	0	0	0	0	0	0	9	9
0	0	0	1	0	1	0	0	0	0	0	0	2	2
1	2	0	1	0	1	0	1	0	0	3	0	10	10
0	0	0	1	0	1	0	1	0	0	0	0	3	3
0	0	0	0	0	0	0	0	0	0	0	0	2	2
0	0	1	0	0	0	0	0	0	0	0	0	2	2
0	1	0	2	3	2	1	0	0	0	1	0	12	13
0	0	0	0	0	0	1	0	0	0	0	0	1	1
0	0	1	2	3	0	1	0	1	1	0	0	9	11
0	0	0	1	1	0	0	0	0	0	0	0	2	2
0	0	0	0	0	0	0	0	0	0	0	0	2	2
0	0	0	0	0	0	0	0	0	0	0	0	0	0
0	0	0	0	0	0	0	0	0	0	0	0	0	1
0	0	0	0	0	0	0	0	0	0	0	0	0	0
0	0	0	0	1	1	0	0	1	0	0	0	4	4
0	0	0	0	0	0	0	0	0	0	0	0	0	0
2	0	0	2	5	1	2	0	0	0	0	0	17	21
1	2	1	1	0	1	0	0	0	0	0	0	6	8
0	0	0	1	0	0	0	0	0	0	0	0	1	1
0	0	0	0	0	0	0	0	0	0	0	0	1	1
0	0	0	0	0	0	0	0	0	0	0	0	0	1
0	0	0	0	0	0	0	0	0	0	0	0	0	1
3	2	4	7	7	13	12	13	10	3	5	2	99	101
1	0	1	2	4	5	3	6	2	1	2	0	30	30
1	0	0	0	0	1	0	0	1	0	0	0	85	137
0	0	0	0	0	0	0	0	0	0	0	0	17	37
0	0	0	0	0	0	0	0	0	0	0	0	0	0
0	0	0	0	0	0	1	0	0	0	0	0	1	1
1	4	3	11	6	1	5	2	2	0	0	0	42	47
1	0	0	1	0	1	2	1	1	0	0	0	8	8
0	0	0	0	0	0	0	0	0	0	0	0	0	0
0	0	0	0	0	0	0	0	0	0	0	0	0	0
15	21	17	45	29	28	21	16	13	4	4	2	265	275
2	4	6	14	20	6	11	6	3	3	1	0	87	92
0	0	0	0	0	0	0	0	0	0	0	0	0	1
0	0	0	0	0	0	0	0	0	0	0	0	0	2
0	0	0	0	0	0	0	0	0	0	0	0	0	4
0	0	0	0	0	0	0	0	0	0	0	0	0	7
0	0	0	0	0	0	0	0	0	0	0	0	0	39
0	0	0	0	0	0	0	0	0	0	0	0	0	64
37	47	42	124	105	85	88	61	44	13	19	5	908	1176

# Esmeralda SO Arrests By Offense and Age

OFFENSE	SEX	9 & Under											
		10 -12	13-14	15	16	17	Total <18	18	19	20	21		
Murder	M	0	0	0	0	0	0	0	0	0	0	0	0
	F	0	0	0	0	0	0	0	0	0	0	0	0
Manslaughter by Negligence	M	0	0	0	0	0	0	0	0	0	0	0	0
	F	0	0	0	0	0	0	0	0	0	0	0	0
Forcible Rape	M	0	0	0	0	0	0	0	0	0	0	0	0
	F	0	0	0	0	0	0	0	0	0	0	0	0
Robbery	M	0	0	0	0	0	0	0	0	0	0	0	0
	F	0	0	0	0	0	0	0	0	0	0	0	0
Aggravated Assault	M	0	0	0	0	0	0	0	0	0	0	0	0
	F	0	0	0	0	0	0	0	0	0	0	0	1
Other Assaults	M	0	0	0	0	0	0	0	0	0	0	0	0
	F	0	0	0	0	0	0	0	0	0	0	0	0
Burglary	M	0	0	0	0	0	0	0	0	0	0	0	0
	F	0	0	0	0	0	0	0	0	0	0	0	0
Larceny--Theft	M	0	0	0	0	0	0	0	0	0	0	0	0
	F	0	0	0	0	0	0	0	0	0	0	0	0
Motor Vehicle Theft	M	0	0	0	0	0	0	0	0	0	0	0	0
	F	0	0	0	0	0	0	0	0	0	0	0	0
Arson	M	0	0	0	0	0	0	0	0	0	0	0	0
	F	0	0	0	0	0	0	0	0	0	0	0	0
Forgery & Counterfeiting	M	0	0	0	0	0	0	0	0	0	0	0	0
	F	0	0	0	0	0	0	0	0	0	0	0	0
Fraud	M	0	0	0	0	0	0	0	0	0	0	0	0
	F	0	0	0	0	0	0	0	0	0	0	0	0
Embezzlement	M	0	0	0	0	0	0	0	0	0	0	0	0
	F	0	0	0	0	0	0	0	0	0	0	0	0
Stolen Property-Buy, Possess, Receive	M	0	0	0	1	0	0	1	0	1	0	0	0
	F	0	0	0	0	0	0	0	0	0	0	0	0
Vandalism	M	0	0	0	0	0	0	0	0	0	0	0	0
	F	0	0	0	0	0	0	0	0	0	0	0	0
Weapons-carrying, possession, etc...	M	0	0	0	0	0	0	0	0	0	0	0	0
	F	0	0	0	0	0	0	0	0	0	0	0	0
Prostitution & Commercialized Vice	M	0	0	0	0	0	0	0	0	0	0	0	0
	F	0	0	0	0	0	0	0	0	0	0	0	0
Other Sex Offenses	M	0	0	0	0	0	0	0	0	0	0	0	0
	F	0	0	0	0	0	0	0	0	0	0	0	0
Drug Abuse Violations	M	0	0	0	0	0	0	0	0	0	0	0	0
	F	0	0	0	0	0	0	0	1	0	0	0	0
Gambling	M	0	0	0	0	0	0	0	0	0	0	0	0
	F	0	0	0	0	0	0	0	0	0	0	0	0
Offenses Against Family & Children	M	0	0	0	0	0	0	0	0	0	0	0	0
	F	0	0	0	0	0	0	0	0	0	0	0	0
Driving Under the Influence	M	0	0	0	0	0	1	1	1	0	0	0	0
	F	0	0	0	0	0	0	0	0	0	0	0	0
Liquor Laws	M	0	0	0	0	0	0	0	0	0	0	0	0
	F	0	0	0	0	0	0	0	0	0	0	0	0
Drunkenness	M	0	0	0	0	0	0	0	0	0	0	0	0
	F	0	0	0	0	0	0	0	0	0	0	0	0
Disorderly Conduct	M	0	0	0	0	0	0	0	0	0	0	0	0
	F	0	0	0	0	0	0	0	0	0	0	0	0
Vagrancy	M	0	0	0	0	0	0	0	0	0	0	0	0
	F	0	0	0	0	0	0	0	0	0	0	0	0
All Other Offenses (except Traffic)	M	0	0	0	0	0	0	0	0	0	0	0	1
	F	0	0	0	0	0	0	0	0	0	0	0	0
Suspicion	M	0	0	0	0	0	0	0	0	0	0	0	0
	F	0	0	0	0	0	0	0	0	0	0	0	0
Curfew and Loitering Law Violations	M	0	0	0	0	0	0	0	0	0	0	0	0
	F	0	0	0	0	0	0	0	0	0	0	0	0
Runaway	M	0	0	0	0	0	0	0	0	0	0	0	0
	F	0	0	0	0	0	1	1	0	0	0	0	0
GRAND TOTAL		0	0	0	1	0	2	3	2	1	0	0	2

\*The criminal statistics within this publication are only those criminal statistics reported to the Uniform Crime Reporting Program by the participating law enforcement agencies.



# Eureka Co SO Arrests By Offense and Age

OFFENSE	SEX	9 & Under											
		10 -12	13-14	15	16	17	Total <18	18	19	20	21		
Murder	M	0	0	0	0	0	0	0	0	0	0	0	0
	F	0	0	0	0	0	0	0	0	0	0	0	0
Manslaughter by Negligence	M	0	0	0	0	0	0	0	0	0	0	0	0
	F	0	0	0	0	0	0	0	0	0	0	0	0
Forcible Rape	M	0	0	0	0	0	0	0	0	0	0	0	0
	F	0	0	0	0	0	0	0	0	0	0	0	0
Robbery	M	0	0	0	0	0	0	0	0	0	0	0	0
	F	0	0	0	0	0	0	0	0	0	0	0	0
Aggravated Assault	M	0	1	0	0	0	0	1	0	0	0	0	0
	F	0	0	0	1	0	0	1	0	0	0	0	0
Other Assaults	M	0	0	0	0	0	0	0	0	0	0	0	0
	F	0	0	0	0	0	0	0	0	0	0	0	0
Burglary	M	0	0	0	0	0	0	0	0	0	0	0	0
	F	0	0	0	0	0	0	0	0	0	0	0	0
Larceny--Theft	M	0	0	0	1	0	2	3	0	0	0	0	0
	F	0	0	0	0	0	0	0	0	0	0	0	0
Motor Vehicle Theft	M	0	0	0	0	0	0	0	0	0	0	0	0
	F	0	0	0	0	0	0	0	0	0	0	0	0
Arson	M	0	0	0	0	0	0	0	0	0	0	0	0
	F	0	0	0	0	0	0	0	0	0	0	0	0
Forgery & Counterfeiting	M	0	0	0	0	0	0	0	0	0	0	0	0
	F	0	0	0	0	0	0	0	0	0	0	0	0
Fraud	M	0	0	0	0	0	0	0	0	0	0	0	0
	F	0	0	0	0	0	0	0	0	0	0	0	0
Embezzlement	M	0	0	0	0	0	0	0	0	0	0	0	0
	F	0	0	0	0	0	0	0	0	0	0	0	0
Stolen Property-Buy, Possess, Receive	M	0	0	0	0	0	0	0	0	0	0	0	0
	F	0	0	0	0	0	0	0	0	0	0	0	0
Vandalism	M	0	1	1	0	0	0	2	0	0	0	0	0
	F	0	1	1	0	0	0	2	0	0	0	0	0
Weapons-carrying, possession, etc...	M	0	0	0	0	0	0	0	0	0	0	0	0
	F	0	0	0	0	0	0	0	0	0	0	0	0
Prostitution & Commercialized Vice	M	0	0	0	0	0	0	0	0	0	0	0	0
	F	0	0	0	0	0	0	0	0	0	0	0	0
Other Sex Offenses	M	0	0	0	0	0	0	0	1	0	0	0	0
	F	0	0	0	0	0	0	0	0	0	0	0	0
Drug Abuse Violations	M	0	0	0	0	0	0	0	0	0	0	0	0
	F	0	0	0	0	0	0	0	0	0	0	0	0
Gambling	M	0	0	0	0	0	0	0	0	0	0	0	0
	F	0	0	0	0	0	0	0	0	0	0	0	0
Offenses Against Family & Children	M	0	0	0	0	0	0	0	0	0	0	0	0
	F	0	0	0	0	0	0	0	0	0	0	0	0
Driving Under the Influence	M	0	0	0	0	0	0	0	0	0	0	0	0
	F	0	0	0	0	0	0	0	0	0	0	0	0
Liquor Laws	M	0	0	0	0	1	2	3	5	1	0	0	0
	F	0	0	0	2	1	2	5	1	0	0	0	0
Drunkenness	M	0	0	0	0	0	0	0	0	0	0	0	0
	F	0	0	0	0	0	0	0	0	0	0	0	0
Disorderly Conduct	M	0	0	0	0	0	0	0	0	0	0	0	0
	F	0	0	0	0	0	0	0	0	0	0	0	0
Vagrancy	M	0	0	0	0	0	0	0	0	0	0	0	0
	F	0	0	0	0	0	0	0	0	0	0	0	0
All Other Offenses (except Traffic)	M	0	0	1	0	0	0	1	0	1	0	0	1
	F	0	0	1	0	0	0	1	0	0	0	0	0
Suspicion	M	0	0	0	0	0	0	0	0	0	0	0	0
	F	0	0	0	0	0	0	0	0	0	0	0	0
Curfew and Loitering Law Violations	M	0	0	0	0	0	0	0	0	0	0	0	0
	F	0	0	0	0	0	0	0	0	0	0	0	0
Runaway	M	0	0	0	0	0	0	0	0	0	0	0	0
	F	0	0	0	0	1	1	2	0	0	0	0	0
GRAND TOTAL		0	3	4	4	3	7	21	7	2	0	0	1

\*The criminal statistics within this publication are only those criminal statistics reported to the Uniform Crime Reporting Program by the participating law enforcement agencies.

# Eureka Co SO Arrests By Offense and Age

22	23	24	25-29	30-34	35-39	40-44	45-49	50-54	55-59	60-64	over 64	Total >18	Grand Total
0	0	0	0	0	0	0	0	0	0	0	0	0	0
0	0	0	0	0	0	0	0	0	0	0	0	0	0
0	0	0	0	0	0	0	0	0	0	0	0	0	0
0	0	0	0	0	0	0	0	0	0	0	0	0	0
0	0	0	0	0	0	1	0	0	0	0	0	1	1
0	0	0	0	0	0	0	0	0	0	0	0	0	0
0	0	0	0	0	0	0	3	1	0	1	0	5	6
0	0	0	0	0	0	0	0	0	0	0	0	0	1
0	0	0	0	1	0	2	0	0	0	0	0	3	3
0	0	0	0	0	0	0	0	0	0	0	0	0	0
0	0	0	0	0	1	0	0	0	0	0	0	1	1
0	0	0	0	0	0	0	0	0	0	0	0	0	0
0	0	0	0	0	0	0	0	0	0	0	1	1	4
0	0	0	0	0	0	0	0	0	0	0	0	0	0
0	0	0	0	0	0	0	0	0	0	0	0	0	0
0	0	0	0	0	0	0	0	0	0	0	0	0	0
0	0	0	0	0	0	0	0	0	0	0	0	0	0
0	0	0	0	0	0	0	0	0	0	0	0	0	0
0	0	0	0	0	0	0	0	0	0	0	0	0	0
0	0	0	0	0	0	0	0	0	0	0	0	0	0
0	0	0	0	0	0	0	0	0	0	0	0	0	0
0	0	0	0	0	0	0	0	0	0	0	0	0	0
0	0	0	0	1	0	0	0	0	0	0	0	1	1
0	0	0	0	0	0	0	0	0	0	0	0	0	2
0	0	0	0	0	0	0	0	0	0	0	0	0	2
0	0	0	0	1	0	0	0	0	0	0	0	1	1
0	0	0	0	0	0	0	0	0	0	0	0	0	0
0	0	0	0	0	0	0	0	0	0	0	0	0	0
0	0	0	0	0	0	0	0	0	0	0	0	0	0
0	0	0	0	0	0	0	0	0	0	0	0	1	1
0	0	0	0	0	0	0	0	0	0	0	0	0	0
0	0	0	0	0	0	0	0	0	0	0	0	0	0
0	0	0	0	1	2	1	0	1	0	0	0	5	5
0	0	0	0	1	1	0	0	0	0	0	0	2	2
0	0	0	0	0	0	0	0	0	0	0	0	0	0
0	0	0	0	0	0	0	0	0	0	0	0	0	0
0	0	0	0	0	0	0	1	1	0	0	0	2	2
0	0	0	0	0	1	0	0	0	0	0	0	1	1
0	0	0	0	1	0	3	2	1	0	0	0	7	7
0	0	0	0	0	2	1	1	0	0	0	0	4	4
1	0	0	0	0	0	0	0	0	0	0	0	7	10
0	0	0	0	0	0	0	0	0	0	0	0	1	6
0	0	0	0	0	0	0	0	1	0	0	0	1	1
0	0	0	0	0	0	0	0	0	0	0	0	0	0
0	0	0	0	0	0	0	1	0	0	0	0	1	1
0	0	0	0	0	1	0	0	0	0	0	0	1	1
0	0	0	0	0	0	1	0	0	0	0	0	1	1
0	0	0	0	0	0	0	0	0	0	0	0	0	0
0	1	0	3	2	4	1	0	1	0	0	0	14	15
0	0	0	0	1	1	0	0	0	0	0	0	2	3
0	0	0	0	0	0	0	0	0	0	0	0	0	0
0	0	0	0	0	0	0	0	0	0	0	0	0	0
0	0	0	0	0	0	0	0	0	0	0	0	0	0
0	0	0	0	0	0	0	0	0	0	0	0	0	0
0	0	0	0	0	0	0	0	0	0	0	0	0	0
1	1	0	3	9	14	12	7	4	1	1	0	63	84

# Fallon PD Arrests By Offense and Age

OFFENSE	SEX	9 & Under												
		10 -12	13-14	15	16	17	Total <18	18	19	20	21			
Murder	M	0	0	0	0	0	0	0	0	0	0	0	0	0
	F	0	0	0	0	0	0	0	0	0	0	0	0	0
Manslaughter by Negligence	M	0	0	0	0	0	0	0	0	0	0	0	0	0
	F	0	0	0	0	0	0	0	0	0	0	0	0	0
Forcible Rape	M	0	0	0	0	0	0	0	0	0	0	0	0	0
	F	0	0	0	0	0	0	0	0	0	0	0	0	0
Robbery	M	0	0	0	0	0	0	0	0	0	0	0	0	0
	F	0	0	0	0	0	0	0	0	0	0	1	0	0
Aggravated Assault	M	0	1	0	0	0	0	1	2	1	1	1	3	0
	F	0	1	0	1	0	0	2	1	0	0	0	0	0
Other Assaults	M	0	0	2	1	0	1	4	0	2	0	0	2	2
	F	0	0	0	2	0	0	2	0	0	0	0	0	1
Burglary	M	0	0	2	2	2	1	7	2	1	2	0	0	0
	F	0	0	0	0	0	0	0	0	0	0	0	1	0
Larceny--Theft	M	0	0	4	2	0	5	11	2	3	1	1	2	2
	F	1	2	3	3	0	1	10	1	0	3	2	0	0
Motor Vehicle Theft	M	0	0	2	0	1	0	3	0	0	0	0	0	0
	F	0	0	0	0	0	0	0	0	0	0	0	0	0
Arson	M	0	0	1	0	0	0	1	0	0	0	0	0	0
	F	0	0	0	0	0	0	0	0	0	0	0	0	0
Forgery & Counterfeiting	M	0	0	0	0	0	0	0	0	0	0	0	0	0
	F	0	0	0	0	0	0	0	0	0	0	0	0	0
Fraud	M	0	0	1	0	0	0	1	0	0	0	0	1	1
	F	0	0	0	0	0	0	0	1	1	0	0	2	0
Embezzlement	M	0	0	0	0	0	0	0	0	1	0	0	0	0
	F	0	0	0	0	0	0	0	0	0	0	0	0	0
Stolen Property-Buy, Possess, Receive	M	0	1	3	0	1	0	5	1	0	1	1	0	0
	F	0	0	0	0	0	1	1	0	0	0	0	0	0
Vandalism	M	0	0	3	0	0	0	3	2	0	1	1	0	0
	F	0	0	0	0	0	0	0	0	0	0	0	0	0
Weapons-carrying, possession, etc...	M	0	1	0	1	0	1	3	0	0	0	0	0	0
	F	0	0	0	0	0	0	0	0	0	0	0	0	0
Prostitution & Commercialized Vice	M	0	0	0	0	0	0	0	0	0	0	0	0	0
	F	0	0	0	0	0	0	0	0	0	0	0	0	0
Other Sex Offenses	M	0	0	0	0	0	0	0	1	1	1	0	0	0
	F	0	0	0	0	0	0	0	0	0	0	0	0	0
Drug Abuse Violations	M	0	0	0	2	4	3	9	4	0	1	0	0	0
	F	0	0	4	2	3	0	9	0	1	0	0	0	0
Gambling	M	0	0	0	0	0	0	0	0	0	0	0	0	0
	F	0	0	0	0	0	0	0	0	0	0	0	0	0
Offenses Against Family & Children	M	0	0	0	0	0	0	0	0	0	0	0	0	0
	F	0	0	0	0	0	0	0	0	0	0	0	0	0
Driving Under the Influence	M	0	0	0	0	0	0	0	0	0	2	2	0	0
	F	0	0	0	0	1	0	1	0	0	0	0	0	0
Liquor Laws	M	0	0	0	2	3	6	11	6	1	2	0	0	0
	F	0	0	3	2	1	0	6	1	0	2	0	0	0
Drunkenness	M	0	0	0	0	0	0	0	1	3	0	0	0	0
	F	0	0	0	0	0	0	0	0	0	0	0	0	0
Disorderly Conduct	M	0	0	3	0	0	0	3	0	0	1	0	0	0
	F	0	0	0	0	0	0	0	0	0	0	0	0	0
Vagrancy	M	0	0	0	0	0	0	0	0	0	0	0	0	0
	F	0	0	0	0	0	0	0	0	0	0	0	0	0
All Other Offenses (except Traffic)	M	0	0	1	0	3	2	6	1	1	1	2	0	0
	F	0	0	0	0	1	1	2	0	0	0	0	0	0
Suspicion	M	0	0	0	0	0	0	0	0	0	0	0	0	0
	F	0	0	0	0	0	0	0	0	0	0	0	0	0
Curfew and Loitering Law Violations	M	0	0	0	0	0	0	0	0	0	0	0	0	0
	F	0	1	1	0	0	0	2	0	0	0	0	0	0
Runaway	M	0	1	3	3	3	4	14	0	0	0	0	0	0
	F	0	4	6	4	1	9	24	0	0	0	0	0	0
<b>GRAND TOTAL</b>		<b>1</b>	<b>12</b>	<b>42</b>	<b>27</b>	<b>24</b>	<b>35</b>	<b>141</b>	<b>26</b>	<b>16</b>	<b>20</b>	<b>19</b>		

\*The criminal statistics within this publication are only those criminal statistics reported to the Uniform Crime Reporting Program by the participating law enforcement agencies.



# Fallon PD Arrests By Offense and Age

22	23	24	25-29	30-34	35-39	40-44	45-49	50-54	55-59	60-64	over 64	Total >18	Grand Total
0	0	0	0	0	0	0	0	0	0	0	0	0	0
0	0	0	0	0	0	0	0	0	0	0	0	0	0
0	0	0	0	0	0	0	0	0	0	0	0	0	0
0	0	0	0	0	0	1	0	0	0	0	0	1	1
0	0	0	0	0	0	0	0	0	0	0	0	0	0
0	1	0	1	1	0	0	0	0	0	0	0	3	3
0	0	1	0	0	0	0	0	0	0	0	0	2	2
1	2	2	7	2	2	2	4	1	1	0	0	31	32
1	0	0	4	2	1	1	0	0	0	0	0	10	12
0	0	0	4	1	3	0	0	0	0	0	0	12	16
0	0	0	1	1	0	2	1	1	0	0	0	7	9
0	1	0	1	0	1	1	0	0	0	0	0	9	16
3	1	0	1	0	1	0	1	0	0	0	0	8	8
1	1	0	3	3	5	1	2	0	1	0	0	25	36
3	0	1	3	1	2	2	1	0	0	0	0	19	29
0	0	0	0	0	0	0	0	0	0	0	0	0	3
0	0	0	0	0	0	0	0	0	0	0	0	0	0
0	0	0	0	0	0	0	0	0	0	0	0	0	1
0	0	0	0	0	0	0	0	0	0	0	0	0	0
0	0	0	0	0	0	0	0	0	0	0	0	0	0
0	2	1	4	5	2	1	1	1	0	0	1	19	20
2	3	2	1	4	5	1	1	0	0	0	2	25	25
0	0	0	0	1	0	1	0	0	0	0	0	3	3
0	0	0	0	0	0	0	1	0	0	0	0	1	1
0	0	0	1	0	0	0	0	0	0	0	0	3	8
0	0	0	0	0	0	1	0	0	0	0	0	1	2
1	0	2	0	2	0	0	0	0	0	0	0	9	12
0	1	0	0	0	0	0	0	0	0	0	1	2	2
0	1	0	2	0	0	0	1	0	0	0	0	4	7
0	0	0	1	0	1	0	0	0	0	0	0	2	2
0	0	0	0	0	0	0	0	0	1	0	0	1	1
0	0	0	0	0	0	0	0	0	0	0	0	0	0
0	0	0	0	0	0	0	0	0	0	0	1	4	4
0	0	0	0	0	2	0	0	0	0	0	0	2	2
0	0	1	3	3	0	1	0	0	0	0	1	14	23
0	1	0	1	0	1	0	1	0	0	0	0	5	14
0	0	0	0	0	0	0	0	0	0	0	0	0	0
0	0	0	0	0	0	0	0	0	0	0	0	0	0
1	1	0	0	1	1	0	0	0	0	0	0	4	4
0	0	0	1	0	2	0	0	0	0	0	0	3	3
2	2	5	6	4	4	3	1	2	4	0	0	37	37
0	1	0	0	0	2	2	6	1	0	0	0	12	13
0	0	0	0	0	0	0	0	0	0	0	0	9	20
0	0	0	0	0	0	0	0	0	0	0	0	3	9
0	0	0	0	0	0	0	0	0	0	0	0	4	4
0	0	0	0	0	0	0	0	0	0	0	0	0	0
0	0	0	1	0	1	0	1	0	1	0	0	5	8
0	0	0	1	0	0	0	0	0	0	0	0	1	1
0	0	0	0	0	0	0	0	0	0	0	0	0	0
0	0	0	0	0	0	0	0	0	0	0	0	0	0
2	1	1	1	3	0	2	1	0	0	0	0	16	22
1	0	0	0	1	3	0	1	0	0	0	0	6	8
0	0	0	0	0	0	0	0	0	0	0	0	0	0
0	0	0	1	1	0	0	0	0	0	0	0	2	2
0	0	0	0	0	0	0	0	0	0	0	0	0	0
0	0	0	0	0	0	0	0	0	0	0	0	0	2
0	0	0	0	0	0	0	0	0	0	0	0	0	14
0	0	0	0	0	0	0	0	0	0	0	0	0	24
18	19	16	49	36	40	21	24	6	8	0	6	324	465

# Henderson PD Arrests By Offense and Age

OFFENSE	SEX	9 & Under												
		10 -12	13-14	15	16	17	Total <18	18	19	20	21			
Murder	M	0	0	0	0	0	0	0	0	0	1	0	0	0
	F	0	0	0	0	0	0	0	0	0	0	1	0	0
Manslaughter by Negligence	M	0	0	0	0	1	0	0	0	1	0	0	0	0
	F	0	0	0	0	0	0	0	0	0	0	0	0	0
Forcible Rape	M	0	0	2	0	0	0	2	1	1	0	0	0	
	F	0	0	0	0	0	0	0	0	0	0	0	0	0
Robbery	M	0	0	1	1	4	7	13	3	5	11	1	1	
	F	0	0	0	0	0	0	0	1	0	0	0	0	0
Aggravated Assault	M	0	1	3	5	1	2	12	5	6	7	7	7	
	F	0	0	1	1	0	0	2	0	1	1	0	0	0
Other Assaults	M	0	10	42	24	28	28	132	17	27	32	28	28	
	F	0	12	28	21	19	20	100	14	7	11	14	14	
Burglary	M	1	2	6	1	7	8	25	13	10	12	8	8	
	F	0	0	1	1	1	1	4	1	0	1	1	1	1
Larceny--Theft	M	4	4	34	24	27	35	128	18	20	12	21	21	
	F	2	10	54	27	28	24	145	14	10	15	9	9	
Motor Vehicle Theft	M	0	0	0	5	3	2	10	5	6	4	2	2	
	F	0	0	0	0	0	0	0	1	0	0	0	0	0
Arson	M	0	2	6	2	0	1	11	2	2	1	1	1	
	F	0	0	0	0	0	0	0	0	0	0	0	0	0
Forgery & Counterfeiting	M	0	0	0	0	1	0	1	6	5	4	3	3	
	F	0	0	0	1	0	1	2	0	0	5	0	0	0
Fraud	M	0	0	0	0	0	1	1	2	2	1	0	0	0
	F	0	0	0	1	0	2	3	0	0	0	0	0	0
Embezzlement	M	0	0	0	0	1	1	2	1	1	1	2	2	
	F	0	0	0	0	0	0	0	0	1	0	0	0	0
Stolen Property-Buy, Possess, Receive	M	0	2	3	1	2	1	9	10	2	4	4	4	
	F	0	0	0	0	0	0	0	1	0	0	1	1	1
Vandalism	M	0	1	13	3	3	9	29	4	4	2	3	3	
	F	0	2	1	0	1	0	4	0	2	0	0	0	0
Weapons-carrying, possession, etc...	M	0	0	1	1	0	8	10	7	5	9	9	9	
	F	0	0	0	0	0	0	0	1	1	0	2	2	2
Prostitution & Commercialized Vice	M	0	0	0	0	0	0	0	0	0	0	0	0	0
	F	0	0	0	0	0	0	0	0	0	0	0	0	0
Other Sex Offenses	M	0	1	0	1	2	0	4	4	1	1	0	0	0
	F	1	1	0	0	0	0	2	0	0	0	0	0	0
Drug Abuse Violations	M	0	2	0	12	29	16	59	33	23	34	27	27	
	F	0	0	1	2	2	1	6	6	7	8	5	5	5
Gambling	M	0	0	0	0	0	0	0	0	0	1	0	0	0
	F	0	0	0	0	0	0	0	0	0	0	0	0	0
Offenses Against Family & Children	M	0	0	0	0	1	0	1	21	10	7	4	4	
	F	0	0	0	0	1	1	2	2	2	2	2	2	2
Driving Under the Influence	M	0	0	1	0	5	6	12	5	13	11	9	9	
	F	0	0	0	0	1	0	1	4	3	2	2	2	2
Liquor Laws	M	0	0	0	2	9	12	23	11	9	4	0	0	0
	F	0	0	2	1	3	5	11	7	2	5	0	0	0
Drunkenness	M	0	0	0	0	0	0	0	0	0	0	0	0	0
	F	0	0	0	0	0	0	0	0	0	0	0	0	0
Disorderly Conduct	M	0	0	1	0	2	7	10	7	6	2	2	2	2
	F	0	0	0	1	0	0	1	0	1	0	0	0	0
Vagrancy	M	0	0	0	0	0	0	0	3	6	4	3	3	3
	F	0	0	0	0	0	0	0	0	1	0	0	0	0
All Other Offenses (except Traffic)	M	0	2	8	15	20	21	66	47	47	63	64	64	
	F	0	0	2	2	8	6	18	6	9	13	20	20	20
Suspicion	M	0	0	0	0	0	2	2	0	0	0	0	0	0
	F	0	0	0	0	0	0	0	0	0	0	0	0	0
Curfew and Loitering Law Violations	M	1	1	9	12	15	27	65	0	0	0	0	0	0
	F	0	0	3	4	6	4	17	0	0	0	0	0	0
Runaway	M	0	7	39	37	42	39	164	0	0	0	0	0	0
	F	1	13	81	76	55	53	279	0	0	0	0	0	0
GRAND TOTAL		10	73	343	285	327	351	1,389	284	259	290	254	254	254

\*The criminal statistics within this publication are only those criminal statistics reported to the Uniform Crime Reporting Program by the participating law enforcement agencies.

# Henderson PD Arrests By Offense and Age

	22	23	24	25-29	30-34	35-39	40-44	45-49	50-54	55-59	60-64	over 64	Total >18	Grand Total
0	0	0	0	0	0	0	0	0	2	0	0	0	3	3
1	0	0	0	0	0	0	0	1	0	0	0	0	3	3
0	0	0	0	0	0	0	0	0	0	0	0	0	0	1
0	0	0	0	0	0	0	0	0	0	0	0	0	0	0
0	0	0	7	2	3	1	2	3	1	0	0	0	21	23
0	0	0	0	0	0	0	0	0	0	0	0	0	0	0
3	2	4	2	2	1	3	1	1	0	0	0	0	39	52
0	0	0	0	0	0	0	0	0	0	0	0	0	1	1
1	3	5	17	10	11	10	5	3	1	0	2	93	105	
0	0	0	1	0	1	3	1	0	0	0	0	1	9	11
22	34	26	109	124	107	92	62	31	20	7	4	742	874	
14	14	8	33	32	43	40	14	10	6	3	0	263	363	
2	4	5	23	26	15	18	5	3	1	0	0	145	170	
0	2	4	8	11	4	3	1	1	0	0	0	37	41	
17	10	9	39	42	35	38	31	11	3	4	3	313	441	
13	2	14	26	28	22	18	14	13	10	3	2	213	358	
2	0	2	1	1	0	2	1	0	0	0	0	26	36	
1	0	0	0	0	0	0	0	0	0	0	0	2	2	
0	0	1	2	0	1	1	0	0	0	0	0	11	22	
0	0	0	0	1	0	0	0	1	0	0	0	2	2	
3	1	0	14	6	7	6	2	0	3	0	0	60	61	
1	2	1	7	6	5	3	1	3	1	0	0	35	37	
2	1	0	4	1	2	10	2	1	0	0	0	28	29	
0	1	0	5	2	2	4	0	1	0	0	0	15	18	
1	0	1	1	1	4	2	0	0	0	0	0	15	17	
0	0	1	1	1	1	0	0	0	0	0	0	5	5	
2	5	4	8	12	10	4	2	0	3	1	0	71	80	
0	0	0	3	0	2	1	0	1	0	0	0	9	9	
1	5	2	6	6	5	6	1	1	2	0	0	48	77	
0	1	0	0	0	2	0	0	0	0	0	0	5	9	
5	4	2	14	12	9	9	9	2	0	2	1	99	109	
0	0	1	1	4	2	1	0	0	0	0	0	13	13	
0	0	0	0	0	0	0	0	0	0	0	0	0	0	
0	0	0	0	1	1	3	1	0	1	0	0	7	7	
1	1	2	2	5	2	4	3	2	2	1	3	34	38	
0	0	0	1	1	1	0	0	0	0	0	0	3	5	
26	15	16	75	58	38	27	26	8	1	0	0	407	466	
5	5	4	13	15	21	19	5	4	1	0	0	118	124	
0	0	0	1	0	0	0	0	0	0	0	0	2	2	
0	0	0	0	0	0	0	0	0	0	0	0	0	0	
5	4	2	9	9	9	5	4	1	2	0	0	92	93	
4	1	4	6	4	6	4	1	0	1	1	0	40	42	
14	15	15	74	56	47	56	36	33	8	10	2	404	416	
3	3	4	10	15	23	11	13	10	5	2	2	112	113	
1	0	0	1	2	3	2	0	1	2	0	0	36	59	
2	0	0	4	2	4	3	4	4	0	1	0	38	49	
0	0	0	0	0	0	0	0	0	0	0	0	0	0	
0	0	0	0	0	0	0	0	0	0	0	0	0	0	
4	3	1	12	13	12	12	6	3	1	2	0	86	96	
0	1	2	2	2	2	2	1	1	1	0	0	15	16	
4	7	6	24	10	14	9	9	3	1	0	1	104	104	
2	0	4	9	4	5	4	3	3	1	0	0	36	36	
68	64	43	215	175	156	144	110	47	17	8	1	1,269	1,335	
13	18	10	49	57	43	39	20	7	2	2	0	308	326	
0	0	0	0	0	0	0	0	0	0	0	0	0	0	2
0	0	0	0	0	0	0	0	0	0	0	0	0	0	0
0	0	0	0	0	0	0	0	0	0	0	0	0	0	65
0	0	0	0	0	0	0	0	0	0	0	0	0	0	17
0	0	0	0	0	0	0	0	0	0	0	0	0	0	164
0	0	0	0	0	0	0	0	0	0	0	0	0	0	279
243	228	203	839	759	681	619	397	215	97	47	22	5,437	6,826	

# Humboldt Co SO Arrests By Offense and Age

OFFENSE	SEX	9 & Under											
		10 -12	13-14	15	16	17	Total <18	18	19	20	21		
Murder	M	0	0	0	0	0	0	0	0	0	0	0	0
	F	0	0	0	0	0	0	0	0	0	0	0	0
Manslaughter by Negligence	M	0	0	0	0	0	0	0	0	0	0	0	0
	F	0	0	0	0	0	0	0	0	0	0	0	0
Forcible Rape	M	0	0	0	0	0	0	0	0	0	0	0	0
	F	0	0	0	0	0	0	0	0	0	0	0	0
Robbery	M	0	0	0	0	1	0	1	0	0	0	0	0
	F	0	0	0	0	0	0	0	0	0	0	0	0
Aggravated Assault	M	0	0	0	0	0	0	0	0	0	0	0	0
	F	0	0	0	0	0	0	0	1	0	0	0	0
Other Assaults	M	0	0	1	0	0	0	1	0	1	1	0	0
	F	0	0	0	0	0	1	1	0	0	1	0	0
Burglary	M	0	0	0	2	2	0	4	1	0	2	2	0
	F	0	0	0	0	0	0	0	2	0	0	0	0
Larceny--Theft	M	0	0	0	0	0	1	1	0	0	0	0	0
	F	0	0	0	0	0	0	0	0	0	0	0	0
Motor Vehicle Theft	M	0	0	0	0	0	0	0	1	0	1	1	0
	F	0	0	0	0	0	0	0	0	0	0	0	0
Arson	M	0	0	0	0	0	0	0	0	0	0	0	0
	F	0	0	0	0	0	0	0	0	0	0	0	0
Forgery & Counterfeiting	M	0	0	0	0	0	0	0	0	0	0	0	0
	F	0	0	0	0	0	0	0	0	0	0	0	0
Fraud	M	0	0	0	0	0	0	0	0	0	0	0	0
	F	0	0	0	0	0	0	0	0	1	0	0	0
Embezzlement	M	0	0	0	0	0	0	0	0	0	0	0	0
	F	0	0	0	0	0	0	0	0	0	0	0	0
Stolen Property-Buy, Possess, Receive	M	0	0	0	0	1	1	2	2	0	0	0	1
	F	0	0	0	0	0	0	0	0	0	0	0	0
Vandalism	M	0	0	0	0	0	0	0	0	0	0	0	0
	F	0	0	0	0	0	0	0	0	0	0	0	0
Weapons-carrying, possession, etc...	M	0	0	1	1	0	0	2	0	0	0	0	0
	F	0	0	0	0	0	0	0	0	0	0	0	0
Prostitution & Commercialized Vice	M	0	0	0	0	0	0	0	0	0	0	0	0
	F	0	0	0	0	0	0	0	0	0	0	0	0
Other Sex Offenses	M	0	0	0	0	0	0	0	0	0	0	0	0
	F	0	0	0	0	0	0	0	0	0	0	0	0
Drug Abuse Violations	M	0	0	0	0	1	2	3	3	7	4	1	0
	F	0	0	0	1	0	1	2	1	3	0	2	0
Gambling	M	0	0	0	0	0	0	0	0	0	0	0	0
	F	0	0	0	0	0	0	0	0	0	0	0	0
Offenses Against Family & Children	M	0	0	0	2	2	0	4	0	0	0	0	0
	F	0	0	0	1	1	2	4	0	0	0	0	0
Driving Under the Influence	M	0	0	0	0	0	0	0	2	1	2	1	0
	F	0	0	0	0	0	0	0	0	0	0	0	1
Liquor Laws	M	0	0	0	1	2	4	7	7	8	3	1	0
	F	0	0	2	0	0	3	5	5	1	0	0	0
Drunkenness	M	0	0	0	0	0	0	0	0	0	0	0	0
	F	0	0	0	0	0	0	0	0	0	0	0	0
Disorderly Conduct	M	0	0	0	0	1	0	1	0	0	0	0	0
	F	0	0	0	0	0	0	0	0	0	0	0	0
Vagrancy	M	0	0	0	0	0	0	0	0	0	0	0	0
	F	0	0	0	0	0	0	0	0	0	0	0	0
All Other Offenses (except Traffic)	M	0	1	2	0	0	0	3	4	6	4	6	0
	F	0	0	0	0	0	0	0	2	2	0	1	0
Suspicion	M	0	0	0	0	0	0	0	0	0	0	0	0
	F	0	0	0	0	0	0	0	0	0	0	0	0
Curfew and Loitering Law Violations	M	0	2	0	0	0	2	4	0	0	0	0	0
	F	0	0	1	3	1	1	6	0	0	0	0	0
Runaway	M	0	0	2	3	3	1	9	0	0	0	0	0
	F	0	1	3	4	3	0	11	0	0	0	0	0
GRAND TOTAL		0	4	12	18	18	19	71	31	30	18	17	0

\*The criminal statistics within this publication are only those criminal statistics reported to the Uniform Crime Reporting Program by the participating law enforcement agencies.

# Humboldt Co SO Arrests By Offense and Age

													over		
22	23	24	25-29	30-34	35-39	40-44	45-49	50-54	55-59	60-64	64	Total >18	Grand Total		
0	0	0	0	0	0	0	0	0	0	0	0	0	0		
0	0	0	0	0	0	0	0	0	0	0	0	0	0		
0	0	0	0	0	0	0	0	0	0	0	0	0	0		
0	0	0	0	0	0	0	0	0	0	0	0	0	0		
0	0	0	0	0	0	0	0	0	0	0	0	0	0		
0	0	0	0	0	0	0	0	0	0	0	0	0	1		
0	0	0	0	0	0	0	0	0	0	0	0	0	0		
0	0	0	0	0	0	0	0	0	1	0	0	1	1		
0	0	0	0	0	0	0	0	0	1	0	0	2	2		
1	1	1	2	3	2	2	3	1	1	1	0	20	21		
0	0	0	1	1	1	0	1	0	0	0	0	5	6		
0	0	0	1	0	0	0	0	0	0	0	0	6	10		
0	0	1	0	0	0	0	0	0	0	0	0	3	3		
0	0	0	0	0	0	0	0	0	0	0	0	0	1		
0	0	0	0	0	0	0	0	0	0	1	0	1	1		
0	0	0	0	1	0	0	0	0	0	0	0	4	4		
0	0	0	0	0	0	0	0	0	0	0	0	0	0		
0	0	0	0	0	0	0	0	0	0	0	0	0	0		
0	0	0	0	0	0	0	0	0	0	2	0	2	2		
0	0	0	0	0	0	0	0	0	0	0	0	0	0		
0	0	0	0	0	0	0	0	0	0	0	0	0	0		
0	0	0	0	0	0	0	0	0	0	0	0	0	0		
0	0	0	0	0	0	0	0	0	0	0	0	0	0		
0	0	0	0	0	0	0	0	0	0	0	0	0	0		
0	0	0	0	0	0	0	0	0	0	0	0	0	0		
0	0	0	0	0	0	0	0	0	0	0	0	0	0		
0	0	0	0	0	0	0	0	0	0	0	0	1	1		
0	0	0	0	0	0	0	0	0	0	0	0	0	0		
0	0	0	0	0	0	0	0	0	0	0	0	0	0		
0	0	0	0	0	0	0	0	0	0	0	0	1	1		
0	0	0	0	0	0	0	0	0	0	0	0	0	0		
0	0	0	0	0	0	0	0	0	0	0	0	0	0		
0	0	0	0	0	0	0	0	0	0	0	0	0	0		
0	0	0	0	0	0	0	0	0	0	0	0	0	0		
0	0	0	0	0	0	0	0	0	0	0	0	0	0		
0	0	0	0	0	0	0	0	0	0	0	0	0	0		
4	3	1	7	2	0	4	1	0	0	0	0	37	40		
0	0	1	4	1	0	1	0	0	0	0	0	13	15		
0	0	0	0	0	0	0	0	0	0	0	0	0	0		
0	0	0	0	0	0	0	0	0	0	0	0	0	0		
0	0	0	0	0	0	0	0	0	0	0	0	0	0		
0	0	0	0	0	0	0	0	0	0	0	0	0	0		
0	0	0	0	0	0	0	0	0	0	0	0	0	0		
0	0	0	0	0	0	0	0	0	0	0	0	0	0		
0	0	0	0	0	0	0	0	0	0	0	0	0	0		
0	0	0	0	0	0	0	0	0	0	0	0	0	0		
0	0	0	0	0	0	0	0	0	0	0	0	0	0		
0	0	0	0	0	0	0	0	0	0	0	0	0	0		
0	0	0	0	0	0	0	0	0	0	0	0	0	0		
0	0	0	0	0	0	0	0	0	0	0	0	0	0		
3	0	2	11	4	2	6	6	3	1	1	0	45	45		
2	1	0	1	0	5	2	0	1	0	0	0	13	13		
0	0	0	1	0	0	0	0	0	0	0	0	20	27		
0	0	0	0	0	1	0	0	0	0	0	0	7	12		
0	0	0	0	0	0	0	0	1	0	0	0	1	1		
0	0	0	0	0	0	0	0	0	0	0	0	0	0		
0	0	0	0	0	0	0	0	0	0	0	0	0	0		
0	0	0	1	1	0	1	1	1	0	0	0	5	6		
0	0	0	0	1	0	0	0	0	0	0	0	1	1		
0	0	0	0	0	0	0	0	0	0	0	0	0	0		
0	0	0	0	0	0	0	0	0	0	0	0	0	0		
0	0	0	0	0	0	0	0	0	0	0	0	0	0		
2	2	4	20	11	7	10	11	2	2	0	0	91	94		
0	2	3	7	7	10	4	4	0	0	0	0	42	42		
0	0	0	0	0	0	0	0	0	0	0	0	0	0		
0	0	0	0	0	0	0	0	0	0	0	0	0	0		
0	0	0	0	0	0	0	0	0	0	0	0	0	4		
0	0	0	0	0	0	0	0	0	0	0	0	0	6		
0	0	0	0	0	0	0	0	0	0	0	0	0	9		
0	0	0	0	0	0	0	0	0	0	0	0	0	11		
12	9	13	58	32	30	31	27	9	7	4	0	328	399		

# Lander Co SO Arrests By Offense and Age

OFFENSE	SEX	9 & Under												
		10 -12	13-14	15	16	17	Total <18	18	19	20	21			
Murder	M	0	0	0	0	0	0	0	0	0	0	0	0	0
Murder	F	0	0	0	0	0	0	0	0	0	0	0	0	0
Manslaughter by Negligence	M	0	0	0	0	0	0	0	0	0	0	0	0	0
Manslaughter by Negligence	F	0	0	0	0	0	0	0	0	0	0	0	0	0
Forcible Rape	M	0	0	0	0	0	0	0	0	0	0	0	0	1
Forcible Rape	F	0	0	0	0	0	0	0	0	0	0	0	0	0
Robbery	M	0	0	0	0	0	0	0	0	0	0	0	0	0
Robbery	F	0	0	0	0	0	0	0	0	0	0	0	0	0
Aggravated Assault	M	0	0	0	0	1	1	1	2	0	1	0	0	0
Aggravated Assault	F	0	0	0	1	0	0	1	1	0	0	0	0	0
Other Assaults	M	0	0	1	0	0	0	1	1	0	0	0	0	0
Other Assaults	F	0	0	1	0	0	0	1	1	1	0	1	0	0
Burglary	M	0	0	0	1	0	1	2	0	0	0	0	0	0
Burglary	F	0	0	0	1	0	0	1	0	0	0	0	0	0
Larceny--Theft	M	0	0	0	1	0	0	1	1	0	0	0	0	0
Larceny--Theft	F	0	0	1	0	0	0	1	0	0	0	0	0	0
Motor Vehicle Theft	M	0	0	0	0	0	0	0	1	1	1	1	0	0
Motor Vehicle Theft	F	0	0	0	0	0	0	0	0	0	0	0	0	0
Arson	M	0	0	4	0	0	0	4	0	0	0	0	0	0
Arson	F	0	0	0	0	0	0	0	0	0	0	0	0	0
Forgery & Counterfeiting	M	0	0	0	0	1	0	1	1	0	0	0	0	0
Forgery & Counterfeiting	F	0	0	0	0	0	0	0	0	0	0	0	0	0
Fraud	M	0	0	0	0	0	0	0	0	0	0	0	0	0
Fraud	F	0	0	0	0	0	0	0	0	0	0	0	0	0
Embezzlement	M	0	0	0	0	0	0	0	0	0	0	0	0	0
Embezzlement	F	0	0	0	0	0	0	0	0	0	0	0	0	0
Stolen Property-Buy, Possess, Receive	M	0	0	0	0	0	0	0	0	0	0	0	0	0
Stolen Property-Buy, Possess, Receive	F	0	0	0	0	0	0	0	0	0	0	0	0	0
Vandalism	M	0	0	0	0	0	0	0	0	0	0	0	0	0
Vandalism	F	0	0	0	0	0	0	0	0	0	0	0	0	0
Weapons-carrying, possession, etc...	M	0	0	0	0	0	0	0	1	0	0	0	0	0
Weapons-carrying, possession, etc...	F	0	0	0	0	0	0	0	0	0	0	0	0	0
Prostitution & Commercialized Vice	M	0	0	0	0	0	0	0	0	0	0	0	0	0
Prostitution & Commercialized Vice	F	0	0	0	0	0	0	0	0	0	0	0	0	0
Other Sex Offenses	M	0	0	0	0	0	0	0	0	0	0	0	0	0
Other Sex Offenses	F	0	0	0	0	0	0	0	0	0	0	0	0	0
Drug Abuse Violations	M	0	0	2	3	3	0	8	0	0	0	0	0	0
Drug Abuse Violations	F	0	0	1	1	3	0	5	0	0	1	0	0	0
Gambling	M	0	0	0	0	0	0	0	0	0	0	0	0	0
Gambling	F	0	0	0	0	0	0	0	0	0	0	0	0	0
Offenses Against Family & Children	M	0	0	0	0	0	2	2	1	0	0	0	1	1
Offenses Against Family & Children	F	0	0	0	0	1	1	2	0	0	0	0	0	0
Driving Under the Influence	M	0	0	0	0	0	0	0	0	2	0	0	0	0
Driving Under the Influence	F	0	0	0	0	0	0	0	0	0	0	0	0	0
Liquor Laws	M	0	0	0	3	3	8	14	4	1	1	0	0	0
Liquor Laws	F	0	0	1	3	2	0	6	0	1	0	0	0	0
Drunkenness	M	0	0	0	0	0	0	0	0	0	0	0	0	0
Drunkenness	F	0	0	0	0	0	0	0	0	0	0	0	0	0
Disorderly Conduct	M	0	0	0	0	0	0	0	0	0	0	0	0	0
Disorderly Conduct	F	0	0	0	0	0	0	0	0	0	0	0	0	0
Vagrancy	M	0	0	0	0	0	0	0	0	0	0	0	0	0
Vagrancy	F	0	0	0	0	0	0	0	0	0	0	0	0	0
All Other Offenses (except Traffic)	M	0	1	1	0	0	1	3	2	2	1	1	1	1
All Other Offenses (except Traffic)	F	0	0	0	1	0	0	1	0	0	0	0	1	1
Suspicion	M	0	0	0	0	0	0	0	0	0	0	0	0	0
Suspicion	F	0	0	0	0	0	0	0	0	0	0	0	0	0
Curfew and Loitering Law Violations	M	0	0	0	0	0	0	0	0	0	0	0	0	0
Curfew and Loitering Law Violations	F	0	0	1	2	0	0	3	0	0	0	0	0	0
Runaway	M	0	0	0	0	0	0	0	0	0	0	0	0	0
Runaway	F	0	0	0	0	0	0	0	0	0	0	0	0	0
GRAND TOTAL		0	1	13	17	14	14	59	10	8	5	4		

\*The criminal statistics within this publication are only those criminal statistics reported to the Uniform Crime Reporting Program by the participating law enforcement agencies.



# Las Vegas Metro PD Arrests By Offense and Age

OFFENSE	SEX	9 & Under										
		10 -12	13-14	15	16	17	Total <18	18	19	20	21	
Murder	M	0	0	0	3	1	2	6	5	4	2	2
	F	0	0	0	0	0	0	0	0	1	0	1
Manslaughter by Negligence	M	0	0	0	0	1	0	1	0	0	0	0
	F	0	0	0	0	0	0	0	0	0	0	0
Forcible Rape	M	0	0	2	0	2	3	7	2	0	0	2
	F	0	0	0	0	0	0	0	0	0	0	0
Robbery	M	0	0	7	16	27	43	93	62	54	44	31
	F	0	0	0	0	3	5	8	3	2	6	3
Aggravated Assault	M	1	3	11	18	14	31	78	46	32	37	25
	F	0	0	5	7	7	7	26	7	5	7	11
Other Assaults	M	3	25	65	50	64	88	295	178	208	221	254
	F	0	14	26	21	23	38	122	83	118	101	105
Burglary	M	1	19	46	26	29	41	162	120	127	77	91
	F	1	3	3	0	1	2	10	30	29	35	38
Larceny--Theft	M	7	96	282	205	221	333	1,144	130	196	142	146
	F	3	40	210	146	175	237	811	68	103	122	78
Motor Vehicle Theft	M	0	4	19	43	38	72	176	110	88	69	59
	F	0	1	1	10	6	13	31	25	25	13	10
Arson	M	1	1	0	0	0	1	3	0	0	0	0
	F	0	0	0	0	0	1	1	0	0	0	0
Forgery & Counterfeiting	M	0	0	0	0	0	4	4	3	4	2	4
	F	0	0	0	0	1	0	1	7	1	1	4
Fraud	M	0	0	2	5	2	10	19	7	18	16	35
	F	0	0	1	1	1	4	7	6	7	11	22
Embezzlement	M	0	0	0	0	0	8	8	5	5	4	5
	F	0	0	0	0	0	6	6	4	4	2	1
Stolen Property-Buy, Possess, Receive	M	0	0	3	7	7	8	25	21	28	21	20
	F	0	0	0	0	0	1	1	7	4	10	8
Vandalism	M	4	32	79	59	48	75	297	35	25	34	23
	F	0	2	9	2	2	7	22	4	2	3	3
Weapons-carrying, possession, etc...	M	0	0	11	6	8	29	54	48	53	40	37
	F	0	0	0	0	0	1	1	2	5	4	5
Prostitution & Commercialized Vice	M	0	0	2	5	6	24	37	5	8	14	11
	F	0	0	4	11	21	52	88	205	347	284	352
Other Sex Offenses	M	0	2	8	3	2	11	26	7	18	18	24
	F	0	0	0	0	1	0	1	3	6	5	6
Drug Abuse Violations	M	0	0	20	26	55	168	269	161	230	209	214
	F	0	0	2	7	9	25	43	35	50	52	45
Gambling	M	0	0	0	0	0	0	0	0	0	0	0
	F	0	0	0	0	0	0	0	0	0	0	0
Offenses Against Family & Children	M	0	0	0	0	0	1	1	7	9	12	9
	F	0	0	0	0	1	1	2	2	1	5	3
Driving Under the Influence	M	0	0	1	0	0	5	6	61	68	69	157
	F	0	0	0	0	0	1	1	13	26	18	44
Liquor Laws	M	1	1	7	27	75	188	299	101	223	207	110
	F	0	0	7	18	36	49	110	28	55	29	15
Drunkenness	M	0	0	0	0	0	0	0	0	0	0	0
	F	0	0	0	0	0	0	0	0	0	0	0
Disorderly Conduct	M	0	1	5	9	10	23	48	25	40	39	50
	F	0	0	7	2	2	3	14	5	9	8	10
Vagrancy	M	0	0	0	0	2	10	12	6	23	12	14
	F	0	0	0	0	0	0	0	1	7	5	2
All Other Offenses (except Traffic)	M	0	15	79	87	156	271	608	423	766	795	800
	F	0	4	36	36	46	93	215	169	335	403	491
Suspicion	M	0	0	0	0	0	0	0	0	0	0	0
	F	0	0	0	0	0	0	0	0	0	0	0
Curfew and Loitering Law Violations	M	1	18	179	266	400	721	1,585	0	0	0	0
	F	1	15	148	136	211	311	822	0	0	0	0
Runaway	M	0	0	0	0	0	0	0	0	0	0	0
	F	0	0	0	0	0	0	0	0	0	0	0
GRAND TOTAL		24	296	1,287	1,258	1,714	3,027	7,606	2,275	3,369	3,208	3,380

\*The criminal statistics within this publication are only those criminal statistics reported to the Uniform Crime Reporting Program by the participating law enforcement agencies.



# Las Vegas Metro PD Arrests By Offense and Age

22	23	24	25-29	30-34	35-39	40-44	45-49	50-54	55-59	60-64	over 64	Total >18	Grand Total
3	3	3	10	8	5	6	3	2	1	3	2	62	68
0	0	0	2	1	1	0	0	0	0	0	0	6	6
0	0	0	1	0	0	0	0	0	0	0	0	1	2
0	0	0	0	0	0	0	0	0	0	0	0	0	0
4	3	6	16	14	10	17	2	2	2	0	0	80	87
0	0	0	0	0	0	0	0	0	0	0	0	0	0
31	33	24	90	70	70	59	27	20	1	3	1	620	713
5	4	4	9	13	6	15	1	1	0	0	0	72	80
30	27	29	108	113	90	76	68	36	23	14	9	763	841
5	11	3	21	28	31	28	10	5	2	4	1	179	205
252	313	319	1,266	1,115	1,042	914	615	322	145	72	65	7,301	7,596
120	119	96	392	369	356	304	178	93	58	18	12	2,522	2,644
95	82	81	414	381	315	295	128	40	28	5	2	2,281	2,443
33	38	34	140	137	121	79	48	25	10	0	0	797	807
152	125	122	510	546	592	590	385	234	110	51	23	4,054	5,198
89	79	72	319	279	238	239	149	74	35	16	15	1,975	2,786
74	77	80	215	163	159	74	46	16	12	1	2	1,245	1,421
9	10	15	61	48	22	15	13	2	0	0	0	268	299
0	0	0	1	0	1	0	0	0	0	0	0	2	5
0	0	0	0	0	0	0	0	0	0	0	0	0	1
9	4	7	34	16	20	23	8	3	2	0	1	140	144
5	1	6	13	16	10	8	2	1	1	1	1	78	79
12	21	27	142	144	168	152	110	70	45	32	9	1,008	1,027
13	19	16	81	72	74	54	45	14	5	7	4	450	457
2	2	4	8	8	5	4	4	3	4	1	1	65	73
0	1	1	9	6	5	5	6	1	2	1	0	48	54
20	25	21	110	83	69	60	33	12	14	2	2	541	566
5	7	6	40	22	17	16	9	5	1	0	0	157	158
21	27	13	84	55	44	66	31	16	4	2	1	481	778
4	2	3	14	13	12	5	9	4	0	2	1	81	103
55	38	39	144	96	75	68	52	20	18	10	6	799	853
3	3	1	15	7	5	6	2	3	1	1	0	63	64
14	13	22	72	74	73	61	40	27	25	9	13	481	518
336	282	204	759	461	501	401	207	74	18	6	4	4,441	4,529
28	19	34	107	107	111	119	116	83	34	34	27	886	912
13	9	12	48	47	36	26	24	4	3	1	0	243	244
209	202	181	767	611	496	404	256	114	42	16	18	4,130	4,399
40	43	38	159	147	159	111	58	22	10	0	1	970	1,013
0	0	0	0	0	0	0	0	0	0	0	0	0	0
0	0	0	0	1	0	0	0	0	0	0	0	1	1
3	8	9	39	28	20	25	16	6	2	2	2	197	198
4	10	6	31	27	28	16	6	2	1	2	0	144	146
146	147	163	695	542	455	424	340	183	123	54	49	3,676	3,682
35	43	29	130	127	111	106	73	36	27	14	11	843	844
65	50	56	238	259	350	508	495	321	142	82	39	3,246	3,545
14	4	4	35	62	63	100	70	29	10	7	4	529	639
0	0	0	0	0	1	0	0	0	0	0	0	1	1
0	1	0	0	0	0	0	0	0	0	0	0	1	1
69	58	42	191	135	132	110	108	42	25	13	10	1,089	1,137
9	6	10	26	24	22	29	27	8	1	2	0	196	210
8	15	15	71	87	202	236	265	197	145	57	25	1,378	1,390
3	1	4	12	16	18	33	27	20	7	9	4	169	169
831	834	886	3,764	3,935	4,378	4,672	3,511	1,858	887	435	241	29,016	29,624
471	488	370	1,607	1,310	1,494	1,232	780	302	150	52	22	9,676	9,891
0	0	0	0	0	0	0	0	0	0	0	0	0	0
0	0	0	0	0	0	0	0	0	0	0	0	0	0
0	0	0	0	0	0	0	0	0	0	0	0	0	1,585
0	0	0	0	0	0	0	0	0	0	0	0	0	822
0	0	0	0	0	0	0	0	0	0	0	0	0	0
0	0	0	0	0	0	0	0	0	0	0	0	0	0
3,349	3,307	3,117	13,020	11,823	12,213	11,791	8,403	4,352	2,176	1,041	628	87,452	95,058

# Lincoln Co SO Arrests by Offense and Age

OFFENSE	SEX	9 & Under												
		10 -12	13-14	15	16	17	Total <18	18	19	20	21			
Murder	M	0	0	0	0	0	0	0	0	0	0	0	0	0
	F	0	0	0	0	0	0	0	0	0	0	0	0	0
Manslaughter by Negligence	M	0	0	0	0	0	0	0	0	0	0	0	0	0
	F	0	0	0	0	0	0	0	0	0	0	0	0	0
Forcible Rape	M	0	0	0	0	0	0	0	0	0	0	0	0	0
	F	0	0	0	0	0	0	0	0	0	0	0	0	0
Robbery	M	0	0	0	0	0	0	0	0	0	0	0	0	0
	F	0	0	0	0	0	0	0	0	0	0	0	0	0
Aggravated Assault	M	0	0	0	0	0	0	0	0	1	0	0	0	0
	F	0	0	0	0	0	0	0	0	0	0	0	0	0
Other Assaults	M	0	0	0	0	0	0	0	0	0	0	0	0	1
	F	0	0	0	0	0	0	0	0	0	0	0	0	0
Burglary	M	0	0	0	1	0	0	1	0	1	2	0	0	0
	F	0	0	0	0	0	0	0	0	0	0	0	0	0
Larceny--Theft	M	0	0	0	0	0	0	0	0	0	0	0	0	0
	F	0	0	0	0	0	0	0	0	0	0	0	0	0
Motor Vehicle Theft	M	0	0	0	0	0	0	0	0	0	0	0	0	0
	F	0	0	0	0	0	0	0	0	0	0	0	0	0
Arson	M	0	0	0	0	0	0	0	0	0	0	0	0	0
	F	0	0	0	0	0	0	0	0	0	0	0	0	0
Forgery & Counterfeiting	M	0	0	0	0	0	0	0	0	0	0	0	0	0
	F	0	0	0	0	0	0	0	0	0	0	0	0	0
Fraud	M	0	0	0	0	0	0	0	0	0	0	0	0	0
	F	0	0	0	0	0	0	0	0	1	0	0	0	0
Embezzlement	M	0	0	0	0	0	0	0	0	0	0	0	0	0
	F	0	0	0	0	0	0	0	0	0	0	0	0	0
Stolen Property-Buy, Possess, Receive	M	0	0	0	0	0	0	0	0	0	0	0	0	0
	F	0	0	0	0	0	0	0	0	0	0	0	0	0
Vandalism	M	0	0	0	0	0	0	0	0	0	0	0	0	0
	F	0	0	0	0	0	0	0	0	0	0	0	0	0
Weapons-carrying, possession, etc.	M	0	0	0	0	2	0	2	0	0	0	0	0	0
	F	0	0	0	0	0	0	0	0	0	0	0	0	0
Prostitution & Commercialized Vice	M	0	0	0	0	0	0	0	0	0	0	0	0	0
	F	0	0	0	0	0	0	0	0	0	0	0	0	0
Other Sex Offenses	M	0	0	0	0	0	0	0	2	0	0	0	0	0
	F	0	0	0	0	0	0	0	0	0	0	0	0	0
Drug Abuse Violations	M	0	0	0	0	0	1	1	0	0	2	2	0	0
	F	0	0	0	0	0	0	0	3	1	0	0	0	0
Gambling	M	0	0	0	0	0	0	0	0	0	0	0	0	0
	F	0	0	0	0	0	0	0	0	0	0	0	0	0
Offenses Against Family & Children	M	0	0	0	0	0	0	0	0	0	0	0	0	0
	F	0	0	0	0	0	0	0	0	0	0	0	0	0
Driving Under the Influence	M	0	0	0	0	0	0	0	1	1	0	1	0	0
	F	0	0	0	0	0	0	0	0	0	0	0	0	0
Liquor Laws	M	0	0	0	0	0	0	0	0	0	0	0	0	0
	F	0	0	0	0	0	0	0	0	0	0	0	0	0
Drunkenness	M	0	0	0	0	0	0	0	0	0	0	0	0	0
	F	0	0	0	0	0	0	0	0	0	0	0	0	0
Disorderly Conduct	M	0	0	0	0	0	0	0	0	0	0	0	0	0
	F	0	0	0	0	0	0	0	0	0	0	0	0	0
Vagrancy	M	0	0	0	0	0	0	0	0	0	0	0	0	0
	F	0	0	0	0	0	0	0	0	0	0	0	0	0
All Other Offenses (except Traffic)	M	0	0	0	0	0	0	0	3	1	0	3	0	0
	F	0	0	0	0	0	0	0	1	0	0	0	0	0
Suspicion	M	0	0	0	0	0	1	1	0	0	0	0	0	0
	F	0	0	0	0	0	0	0	0	0	0	0	0	0
Curfew and Loitering Law Violations	M	0	0	0	0	0	0	0	0	0	0	0	0	0
	F	0	0	0	0	0	0	0	0	0	0	0	0	0
Runaway	M	0	0	0	0	0	0	0	0	0	0	0	0	0
	F	0	0	0	0	0	0	0	0	0	0	0	0	0
<b>GRAND TOTAL</b>		<b>0</b>	<b>0</b>	<b>0</b>	<b>1</b>	<b>2</b>	<b>2</b>	<b>5</b>	<b>12</b>	<b>6</b>	<b>4</b>	<b>7</b>		

\*The criminal statistics within this publication are only those criminal statistics reported to the Uniform Crime Reporting Program by the participating law enforcement agencies.

# Lincoln Co SO Arrests by Offense and Age

22	23	24	25-29	30-34	35-39	40-44	45-49	50-54	55-59	60-64	over 64	Total >18	Grand Total
0	0	0	0	0	0	0	0	0	0	0	0	0	0
0	0	0	0	0	0	0	0	0	0	0	0	0	0
0	0	0	0	0	0	0	0	0	0	0	0	0	0
0	0	0	0	0	0	0	0	0	0	0	0	0	0
0	0	0	0	0	0	0	0	0	0	1	0	1	1
0	0	0	0	0	0	0	0	0	0	0	0	0	0
0	0	0	0	0	0	0	0	0	0	0	0	0	0
0	0	0	0	0	0	0	0	0	0	0	0	0	0
0	0	0	0	0	0	0	0	0	0	0	0	1	1
0	0	0	0	0	0	0	0	0	0	0	0	0	0
0	0	2	2	0	0	4	1	1	0	0	0	11	11
0	0	0	0	0	0	2	0	1	0	0	0	3	3
0	0	0	0	0	0	4	0	1	0	0	0	8	9
0	0	1	0	0	0	0	0	0	0	0	0	1	1
0	0	1	1	0	0	1	0	0	0	0	0	3	3
0	0	0	0	1	1	0	0	0	0	0	0	2	2
0	0	0	1	0	0	1	0	0	0	0	0	2	2
0	1	0	0	0	0	0	0	0	0	0	0	1	1
0	0	0	0	0	0	0	0	0	0	0	0	0	0
0	0	0	0	0	0	0	0	0	0	0	1	1	1
0	0	0	0	0	0	0	0	0	0	0	0	0	0
0	0	0	0	0	0	0	0	0	0	0	0	0	0
0	0	0	0	0	0	0	0	0	0	0	0	0	0
0	0	0	2	1	0	0	0	1	0	0	0	4	4
0	0	0	0	0	1	0	0	1	0	0	0	3	3
0	0	0	0	0	1	0	0	0	0	0	0	1	1
0	0	0	0	0	0	0	0	0	0	0	0	0	0
0	0	0	0	0	0	1	2	0	0	0	0	3	3
0	0	0	0	0	0	0	0	0	0	0	0	0	0
0	0	0	0	0	0	0	0	0	0	0	0	0	0
0	0	0	0	0	0	0	0	0	0	0	0	0	0
0	0	0	0	0	1	0	0	0	0	0	0	1	3
0	0	0	0	0	0	0	0	0	0	0	0	0	0
0	0	0	0	0	0	0	0	0	0	0	0	0	0
0	0	0	0	0	0	0	0	0	0	0	0	0	0
0	0	0	0	0	0	0	0	0	0	0	0	0	0
0	0	0	2	0	0	0	0	0	0	0	0	4	4
0	0	0	0	0	0	0	0	0	0	0	0	0	0
1	1	1	7	3	1	3	2	0	0	1	0	24	25
0	1	2	0	5	2	1	1	2	0	0	0	18	18
0	0	0	0	0	0	0	0	0	0	0	0	0	0
0	0	0	0	0	0	0	0	0	0	0	0	0	0
0	0	0	0	0	0	0	0	0	0	0	0	0	0
0	0	0	0	0	0	0	0	0	0	0	0	0	0
0	0	0	1	0	0	0	0	0	0	0	0	1	1
0	0	0	0	0	0	0	0	0	0	0	0	0	0
0	0	0	0	0	0	0	0	0	0	0	0	0	0
0	0	0	3	2	2	6	3	2	2	0	2	25	25
0	0	0	1	0	0	0	0	0	0	2	0	3	3
0	0	0	0	0	0	0	0	0	0	0	0	2	2
0	0	0	0	0	0	0	0	0	0	0	0	0	0
0	0	0	0	0	0	0	0	0	0	0	0	0	0
0	0	0	0	0	0	0	0	0	0	0	0	0	0
0	0	0	0	0	0	0	0	0	0	0	0	0	0
0	0	0	0	0	0	0	0	0	0	0	0	0	0
0	0	0	0	0	0	0	0	0	0	0	0	0	0
0	0	0	0	0	0	0	0	0	0	0	0	0	0
0	0	0	0	0	0	0	0	0	0	0	0	0	0
0	0	1	2	1	3	1	2	0	0	0	0	17	17
0	0	0	2	0	0	0	1	0	1	0	0	5	5
0	0	0	0	0	0	0	0	0	0	0	0	0	1
0	0	0	0	0	0	0	0	0	0	0	0	0	0
0	0	0	0	0	0	0	0	0	0	0	0	0	0
0	0	0	0	0	0	0	0	0	0	0	0	0	0
0	0	0	0	0	0	0	0	0	0	0	0	0	0
0	0	0	0	0	0	0	0	0	0	0	0	0	0
0	0	0	0	0	0	0	0	0	0	0	0	0	0
1	3	8	24	13	12	24	12	9	4	3	3	145	150

# Lovelock PD Arrests By Offense and Age

OFFENSE	SEX	9 & Under												
		10 -12	13-14	15	16	17	Total <18	18	19	20	21			
Murder	M	0	0	0	0	0	0	0	0	0	0	0	0	0
	F	0	0	0	0	0	0	0	0	0	0	0	0	0
Manslaughter by Negligence	M	0	0	0	0	0	0	0	0	0	0	0	0	0
	F	0	0	0	0	0	0	0	0	0	0	0	0	0
Forcible Rape	M	0	0	0	0	0	0	0	0	0	0	0	0	0
	F	0	0	0	0	0	0	0	0	0	0	0	0	0
Robbery	M	0	0	0	0	0	0	0	0	0	0	0	0	0
	F	0	0	0	0	0	0	0	0	0	0	0	0	0
Aggravated Assault	M	0	0	0	0	1	0	1	0	1	0	1	0	0
	F	0	0	0	0	0	0	0	0	0	0	0	0	0
Other Assaults	M	1	0	0	1	0	0	2	0	0	0	0	1	1
	F	0	0	0	0	0	0	0	0	0	0	0	0	2
Burglary	M	0	1	0	0	1	0	2	2	2	0	0	1	1
	F	0	0	0	0	0	0	0	1	0	0	0	0	0
Larceny--Theft	M	0	0	0	0	0	0	0	0	0	0	0	0	0
	F	0	0	0	0	0	0	0	0	0	0	0	0	0
Motor Vehicle Theft	M	0	0	0	1	0	2	3	1	0	0	0	1	1
	F	0	0	0	0	2	0	2	0	0	0	0	0	0
Arson	M	0	0	0	0	0	0	0	0	0	0	0	0	0
	F	0	0	0	0	0	0	0	0	0	0	0	0	0
Forgery & Counterfeiting	M	0	0	0	0	0	0	0	0	0	0	0	0	0
	F	0	0	0	0	0	0	0	0	0	0	0	0	0
Fraud	M	0	0	0	0	0	0	0	0	1	0	0	0	0
	F	0	0	0	0	0	0	0	0	0	0	0	0	0
Embezzlement	M	0	0	0	0	0	0	0	0	0	0	0	0	0
	F	0	0	0	0	0	0	0	0	0	0	0	0	0
Stolen Property-Buy, Possess, Receive	M	0	0	0	0	0	0	0	0	0	0	0	0	0
	F	0	0	0	0	0	0	0	0	0	0	0	0	0
Vandalism	M	0	0	0	0	0	0	0	0	0	0	0	0	0
	F	0	0	0	0	0	0	0	0	0	0	0	0	0
Weapons-carrying, possession, etc...	M	0	0	0	0	0	0	0	0	0	0	0	0	0
	F	0	0	0	0	0	0	0	0	0	0	0	0	0
Prostitution & Commercialized Vice	M	0	0	0	0	0	0	0	0	0	0	0	0	0
	F	0	0	0	0	0	0	0	0	0	0	0	0	0
Other Sex Offenses	M	0	0	0	0	0	0	0	0	0	0	0	0	0
	F	0	0	0	0	0	0	0	0	0	0	0	0	0
Drug Abuse Violations	M	0	0	0	0	0	0	0	0	0	0	0	0	0
	F	0	0	0	0	0	0	0	0	0	0	0	0	0
Gambling	M	0	0	0	0	0	0	0	0	0	0	0	0	0
	F	0	0	0	0	0	0	0	0	0	0	0	0	0
Offenses Against Family & Children	M	0	0	0	0	0	0	0	0	0	0	0	0	0
	F	0	0	0	0	0	0	0	0	0	0	0	0	0
Driving Under the Influence	M	0	0	0	0	0	0	0	0	0	0	0	0	0
	F	0	0	0	0	0	0	0	0	0	0	0	0	0
Liquor Laws	M	0	0	0	1	1	1	3	3	4	2	0	0	0
	F	0	0	0	0	1	1	2	0	0	0	0	0	0
Drunkenness	M	0	0	0	0	0	0	0	0	0	0	0	0	0
	F	0	0	0	0	0	0	0	0	0	0	0	0	0
Disorderly Conduct	M	0	0	0	0	0	0	0	0	0	1	0	0	0
	F	0	0	0	0	0	0	0	1	0	0	0	0	0
Vagrancy	M	0	0	0	0	0	0	0	0	0	0	0	0	0
	F	0	0	0	0	0	0	0	0	0	0	0	0	0
All Other Offenses (except Traffic)	M	0	0	0	0	0	2	2	4	0	1	0	0	0
	F	0	0	0	0	0	0	0	0	0	0	0	0	0
Suspicion	M	0	0	0	0	0	0	0	0	0	0	0	0	0
	F	0	0	0	0	0	0	0	0	0	0	0	0	0
Curfew and Loitering Law Violations	M	0	0	0	0	0	0	0	0	0	0	0	0	0
	F	0	0	0	0	0	0	0	0	0	0	0	0	0
Runaway	M	0	0	1	0	0	0	1	0	0	0	0	0	0
	F	0	0	0	0	0	0	0	0	0	0	0	0	0
<b>GRAND TOTAL</b>		<b>1</b>	<b>1</b>	<b>1</b>	<b>3</b>	<b>6</b>	<b>6</b>	<b>18</b>	<b>12</b>	<b>6</b>	<b>4</b>	<b>5</b>		

\*The criminal statistics within this publication are only those criminal statistics reported to the Uniform Crime Reporting Program by the participating law enforcement agencies.

# Lovellock PD Arrests By Offense and Age

22	23	24	25-29	30-34	35-39	40-44	45-49	50-54	55-59	60-64	over 64	Total >18	Grand Total
0	0	0	0	0	0	0	0	0	0	0	0	0	0
0	0	0	0	0	0	0	0	0	0	0	0	0	0
0	0	0	0	0	0	0	0	0	0	0	0	0	0
0	0	0	0	0	0	0	0	0	0	0	0	0	0
0	0	0	0	0	0	0	0	0	0	0	0	0	0
0	0	0	0	0	0	0	0	0	0	0	0	0	0
0	0	0	1	0	0	0	0	0	0	0	0	2	3
0	0	0	0	0	0	0	1	0	0	0	0	1	1
0	1	1	2	1	0	0	1	0	0	0	0	7	9
0	0	0	0	1	0	0	0	0	0	0	0	3	3
0	1	0	1	0	0	0	0	0	0	0	0	5	7
0	0	0	0	0	0	1	0	0	0	0	0	2	2
0	0	0	0	0	0	0	0	0	0	0	0	0	0
0	0	0	0	0	0	0	0	0	0	0	0	0	0
0	0	0	1	0	0	0	0	0	0	0	0	3	6
0	0	0	0	0	0	0	0	0	0	0	0	0	2
0	0	0	0	0	0	0	0	0	0	0	0	0	0
0	0	0	0	0	0	0	0	0	0	0	0	0	0
0	0	0	0	0	0	0	0	0	0	0	0	0	0
0	0	0	0	0	0	1	0	0	0	0	0	2	2
0	0	0	0	0	0	0	0	0	0	0	0	0	0
0	0	0	0	0	0	0	0	0	0	0	0	0	0
0	0	0	0	0	0	0	0	0	0	0	0	0	0
0	0	0	0	0	0	0	0	0	0	0	0	0	0
0	0	0	0	0	0	0	0	0	0	0	0	0	0
0	0	0	0	0	0	0	0	0	0	0	0	0	0
0	0	0	0	0	0	0	0	0	0	0	0	0	0
0	0	0	0	0	0	0	0	0	0	0	0	0	0
0	0	0	0	0	0	0	0	0	0	0	0	0	0
0	0	0	0	0	0	0	0	0	0	0	0	0	0
0	0	0	1	0	0	0	0	0	0	0	0	1	1
0	0	0	0	0	0	0	0	0	0	0	0	0	0
0	0	0	0	0	0	0	0	0	0	0	0	0	0
0	0	0	0	0	0	0	0	0	0	0	0	0	0
0	0	0	0	0	0	0	0	0	0	0	0	0	0
0	0	0	0	0	0	0	0	0	0	0	0	0	0
0	0	0	0	0	0	0	0	0	0	0	0	0	0
0	0	0	0	0	0	0	0	0	0	0	0	0	0
0	0	0	0	0	0	0	0	0	0	0	0	0	0
0	0	0	0	0	0	0	0	0	0	0	0	0	0
0	0	0	1	0	0	0	0	0	0	0	0	1	1
0	0	0	0	0	0	0	0	0	0	0	0	0	0
0	0	0	0	1	0	3	0	0	0	0	0	4	4
0	0	0	0	0	0	0	0	0	1	0	0	1	1
0	0	0	0	0	0	0	0	0	0	0	0	9	12
0	0	0	0	0	0	0	0	0	0	0	0	0	2
0	0	0	0	0	0	0	0	0	0	0	0	0	0
0	0	0	0	0	0	0	0	0	0	0	0	0	0
0	0	0	2	0	0	0	0	0	0	0	1	4	4
0	0	0	0	0	0	0	0	0	0	0	0	1	1
0	0	0	0	0	0	0	0	0	0	0	0	0	0
0	0	0	0	0	0	0	0	0	0	0	0	0	0
0	1	0	3	1	0	2	0	1	0	0	0	13	15
0	0	0	0	0	0	0	0	0	0	0	0	0	0
0	0	0	0	0	0	0	0	0	0	0	0	0	0
0	0	0	0	0	0	0	0	0	0	0	0	0	0
0	0	0	0	0	0	0	0	0	0	0	0	0	0
0	0	0	0	0	0	0	0	0	0	0	0	0	0
0	0	0	0	0	0	0	0	0	0	0	0	0	0
0	0	0	0	0	0	0	0	0	0	0	0	0	1
0	0	0	0	0	0	0	0	0	0	0	0	0	0
0	3	1	13	5	0	7	2	1	1	0	1	61	79

# Lyon Co SO Arrests By Offense and Age

OFFENSE	SEX	9 & Under													
		10 -12	13-14	15	16	17	Total <18	18	19	20	21				
Murder	M	0	0	0	0	0	0	0	0	0	0	0	0	0	0
	F	0	0	0	0	0	0	0	0	0	0	0	0	0	0
Manslaughter by Negligence	M	0	0	0	0	0	0	0	0	0	0	0	0	0	0
	F	0	0	0	0	0	0	0	0	0	0	0	0	0	0
Forcible Rape	M	0	0	0	0	0	0	0	0	0	0	0	0	0	0
	F	0	0	0	0	0	0	0	0	0	0	0	0	0	0
Robbery	M	0	0	0	0	0	0	0	0	0	0	0	0	0	0
	F	0	0	0	0	0	0	0	0	0	0	0	0	0	0
Aggravated Assault	M	0	0	0	0	0	0	0	0	0	0	0	0	0	0
	F	0	0	0	0	0	0	0	0	0	0	0	0	0	0
Other Assaults	M	0	0	0	0	0	0	0	0	0	4	2	1	2	0
	F	0	0	0	0	0	0	0	0	0	0	0	1	0	0
Burglary	M	0	0	0	0	0	0	0	0	0	0	1	1	0	0
	F	0	0	0	0	0	0	0	0	0	0	3	0	0	0
Larceny--Theft	M	0	0	0	0	0	0	0	0	0	1	0	0	0	0
	F	0	0	0	0	0	0	0	0	0	0	0	0	0	0
Motor Vehicle Theft	M	0	0	0	0	0	0	0	0	0	0	2	0	1	0
	F	0	0	0	0	0	0	0	0	0	0	0	0	0	0
Arson	M	0	0	0	0	0	0	0	0	0	0	0	0	0	0
	F	0	0	0	0	0	0	0	0	0	0	0	0	0	0
Forgery & Counterfeiting	M	0	0	0	0	0	0	0	0	0	0	0	0	0	0
	F	0	0	0	0	0	0	0	0	0	0	0	0	0	0
Fraud	M	0	0	0	0	0	0	0	0	0	0	0	0	0	0
	F	0	0	0	0	0	0	0	0	0	0	0	0	0	0
Embezzlement	M	0	0	0	0	0	0	0	0	0	0	0	0	0	0
	F	0	0	0	0	0	0	0	0	0	0	0	0	0	0
Stolen Property-Buy, Possess, Receive	M	0	0	0	0	0	0	0	0	0	0	0	0	0	0
	F	0	0	0	0	0	0	0	0	0	0	0	0	0	0
Vandalism	M	0	0	0	0	0	0	0	0	0	0	0	0	0	0
	F	0	0	0	0	0	0	0	0	0	0	0	0	0	0
Weapons-carrying, possession, etc...	M	0	0	0	0	0	0	0	0	0	0	1	2	1	0
	F	0	0	0	0	0	0	0	0	0	0	0	0	0	0
Prostitution & Commercialized Vice	M	0	0	0	0	0	0	0	0	0	0	0	0	0	0
	F	0	0	0	0	0	0	0	0	0	0	0	0	0	0
Other Sex Offenses	M	0	0	0	0	0	0	0	0	0	1	0	0	0	0
	F	0	0	0	0	0	0	0	0	0	0	0	0	0	0
Drug Abuse Violations	M	0	0	0	0	0	0	0	0	0	4	4	2	3	0
	F	0	0	0	0	0	0	0	0	0	0	0	1	0	0
Gambling	M	0	0	0	0	0	0	0	0	0	0	0	0	0	0
	F	0	0	0	0	0	0	0	0	0	0	0	0	0	0
Offenses Against Family & Children	M	0	0	0	0	0	0	0	0	0	2	1	1	2	0
	F	0	0	0	0	0	0	0	0	0	1	0	0	0	0
Driving Under the Influence	M	0	0	0	0	0	0	0	0	0	5	1	4	5	0
	F	0	0	0	0	0	0	0	0	0	1	0	0	0	0
Liquor Laws	M	0	0	0	0	0	0	0	0	0	1	4	3	0	0
	F	0	0	0	0	0	0	0	0	0	0	0	0	0	0
Drunkenness	M	0	0	0	0	0	0	0	0	0	0	0	0	0	0
	F	0	0	0	0	0	0	0	0	0	0	0	0	0	0
Disorderly Conduct	M	0	0	0	0	0	0	0	0	0	0	0	0	0	0
	F	0	0	0	0	0	0	0	0	0	0	0	0	0	0
Vagrancy	M	0	0	0	0	0	0	0	0	0	0	0	0	0	0
	F	0	0	0	0	0	0	0	0	0	0	0	0	0	0
All Other Offenses (except Traffic)	M	0	0	0	0	0	0	0	0	0	16	22	28	22	0
	F	0	0	0	0	0	0	0	0	0	1	2	10	4	0
Suspicion	M	0	0	0	0	0	0	0	0	0	0	0	0	0	0
	F	0	0	0	0	0	0	0	0	0	0	0	0	0	0
Curfew and Loitering Law Violations	M	0	0	0	0	0	0	0	0	0	0	0	0	0	0
	F	0	0	0	0	0	0	0	0	0	0	0	0	0	0
Runaway	M	0	0	0	0	0	0	0	0	0	0	0	0	0	0
	F	0	0	0	0	0	0	0	0	0	0	0	0	0	0
			0	0	0	0	0	0	0	0	0	37	43	54	40

\*The criminal statistics within this publication are only those criminal statistics reported to the Uniform Crime Reporting Program by the participating law enforcement agencies.

\*Lyon County Sheriff's Office does not report juvenile arrests

# Lyon Co SO Arrests By Offense and Age

												over		
22	23	24	25-29	30-34	35-39	40-44	45-49	50-54	55-59	60-64	64	Total >18	Grand Total	
0	0	0	0	0	0	0	0	0	0	0	0	0	0	
0	0	0	0	0	0	0	0	0	0	0	0	0	0	
0	0	0	0	0	0	0	0	0	0	0	0	0	0	
0	0	0	0	0	0	0	0	0	0	0	0	0	0	
0	0	0	0	0	0	0	0	0	0	0	0	0	0	
0	0	0	1	0	0	0	0	0	0	0	0	1	1	
0	0	0	0	0	0	0	0	0	0	0	0	0	0	
3	0	0	0	0	0	1	0	0	0	0	0	4	4	
0	0	0	0	0	0	0	0	0	0	0	0	0	0	
2	1	1	5	2	4	5	3	3	1	0	2	38	38	
0	0	0	1	0	0	1	0	3	0	0	0	6	6	
1	0	1	0	1	0	1	1	0	0	0	0	7	7	
0	0	0	1	0	0	0	0	0	0	0	0	4	4	
0	0	1	0	2	1	0	1	0	0	0	0	6	6	
0	0	0	0	1	0	0	0	0	0	0	0	1	1	
0	0	0	1	1	1	0	0	1	0	0	0	7	7	
0	0	0	0	0	0	0	0	0	0	0	0	0	0	
0	0	0	0	0	0	0	0	0	0	0	0	0	0	
0	0	0	0	0	0	0	0	0	0	0	0	0	0	
0	0	0	0	0	0	0	0	0	0	0	0	0	0	
0	0	0	0	0	0	0	0	0	0	0	0	0	0	
1	0	0	0	0	0	1	0	0	0	0	0	2	2	
0	0	0	0	0	0	0	0	0	0	0	0	0	0	
0	0	0	0	0	0	0	0	0	0	0	0	0	0	
0	0	0	0	0	0	0	0	0	0	0	0	0	0	
0	0	0	0	2	1	0	0	1	0	0	0	4	4	
0	0	0	1	1	1	0	0	0	0	0	0	3	3	
0	0	0	0	0	0	0	0	0	0	0	0	0	0	
0	0	0	0	0	0	0	0	0	0	0	0	0	0	
1	0	0	0	2	0	0	1	1	0	1	0	10	10	
0	0	0	0	0	0	0	0	0	0	0	0	0	0	
0	0	0	0	0	0	0	0	0	0	0	0	0	0	
0	0	0	0	0	0	0	0	0	0	0	0	0	0	
0	1	0	0	2	0	2	0	0	2	0	0	8	8	
0	0	0	0	0	0	0	0	0	0	0	0	0	0	
3	2	2	1	10	5	8	6	1	3	0	1	55	55	
0	0	1	3	2	8	4	0	1	0	0	0	20	20	
0	0	0	0	0	0	0	0	0	0	0	0	0	0	
0	0	0	0	0	0	0	0	0	0	0	0	0	0	
2	3	4	9	7	29	15	7	5	1	0	3	91	91	
0	0	0	5	5	3	5	0	1	1	0	0	21	21	
6	4	2	19	14	21	21	29	8	9	3	1	152	152	
1	1	1	1	4	6	8	9	7	1	1	0	41	41	
0	0	0	0	0	0	0	0	0	0	0	0	8	8	
0	0	0	0	0	0	0	0	0	0	0	0	0	0	
0	0	0	1	1	0	0	1	1	0	0	1	5	5	
0	0	0	0	0	0	1	1	0	0	0	0	2	2	
1	0	0	0	0	0	0	1	0	0	0	0	2	2	
0	0	0	0	0	0	0	0	0	0	0	0	0	0	
0	0	0	0	0	0	0	0	0	0	0	0	0	0	
0	0	0	0	0	0	0	0	0	0	0	0	0	0	
21	25	15	57	57	61	52	20	23	6	2	5	432	432	
8	6	7	17	27	17	19	7	6	3	0	0	134	134	
0	0	0	0	0	0	0	0	0	0	0	0	0	0	
0	0	0	0	0	0	0	0	0	0	0	0	0	0	
0	0	0	0	0	0	0	0	0	0	0	0	0	0	
0	0	0	0	0	0	0	0	0	0	0	0	0	0	
0	0	0	0	0	0	0	0	0	0	0	0	0	0	
50	43	35	123	141	158	144	87	62	27	7	13	1,064	1,064	

\*Lyon County Sheriff's Office does not report juvenile arrests

# Mesquite PD Arrests By Offense and Age

OFFENSE	SEX	9 & Under										
		10 -12	13-14	15	16	17	Total <18	18	19	20	21	
Murder	M	0	0	1	0	0	0	1	0	0	0	0
Murder	F	0	0	0	0	0	0	0	0	0	0	0
Manslaughter by Negligence	M	0	0	0	0	0	0	0	0	0	0	0
Manslaughter by Negligence	F	0	0	0	0	0	0	0	0	0	0	0
Forcible Rape	M	0	0	0	0	0	0	0	0	0	0	0
Forcible Rape	F	0	0	0	0	0	0	0	0	0	0	0
Robbery	M	0	0	0	0	0	0	0	0	0	0	0
Robbery	F	0	0	0	0	0	0	0	0	0	0	0
Aggravated Assault	M	0	0	0	0	0	0	0	0	0	0	0
Aggravated Assault	F	0	0	0	0	0	0	0	0	0	0	0
Other Assaults	M	0	0	0	1	0	3	4	1	5	2	2
Other Assaults	F	0	0	0	1	2	0	3	0	2	1	3
Burglary	M	0	0	0	0	0	0	0	3	0	0	1
Burglary	F	0	0	0	0	0	0	0	0	0	0	0
Larceny--Theft	M	0	1	1	1	1	0	4	2	2	1	4
Larceny--Theft	F	0	0	0	3	0	0	3	0	1	2	0
Motor Vehicle Theft	M	0	0	0	0	0	0	0	0	0	0	1
Motor Vehicle Theft	F	0	0	0	0	0	0	0	0	0	0	0
Arson	M	0	0	0	0	0	0	0	0	0	0	0
Arson	F	0	0	0	0	0	0	0	0	0	0	0
Forgery & Counterfeiting	M	0	0	0	0	0	0	0	0	0	0	0
Forgery & Counterfeiting	F	0	0	0	0	0	0	0	0	0	0	1
Fraud	M	0	0	0	0	0	0	0	4	5	0	0
Fraud	F	0	0	0	0	0	0	0	0	0	0	0
Embezzlement	M	0	0	0	0	0	0	0	0	0	0	1
Embezzlement	F	0	0	0	0	0	0	0	0	0	0	0
Stolen Property-Buy, Possess, Receive	M	0	0	0	0	0	0	0	1	0	0	0
Stolen Property-Buy, Possess, Receive	F	0	0	0	0	0	0	0	0	0	0	0
Vandalism	M	1	1	4	2	0	0	8	1	0	1	0
Vandalism	F	0	0	1	2	0	0	3	0	0	0	0
Weapons-carrying, possession, etc...	M	0	0	2	0	1	0	3	0	1	0	0
Weapons-carrying, possession, etc...	F	0	0	0	0	0	0	0	0	0	0	0
Prostitution & Commercialized Vice	M	0	0	0	0	0	0	0	0	0	0	0
Prostitution & Commercialized Vice	F	0	0	0	0	0	0	0	0	0	0	0
Other Sex Offenses	M	0	0	0	0	0	0	0	0	0	0	0
Other Sex Offenses	F	0	0	0	0	0	0	0	0	0	0	0
Drug Abuse Violations	M	0	0	3	2	4	9	18	5	13	2	2
Drug Abuse Violations	F	0	0	0	1	3	2	6	2	1	1	2
Gambling	M	0	0	0	0	2	2	4	3	4	5	0
Gambling	F	0	0	0	0	0	1	1	2	4	1	0
Offenses Against Family & Children	M	0	0	0	0	0	0	0	0	0	0	0
Offenses Against Family & Children	F	0	0	0	1	0	0	1	0	0	0	0
Driving Under the Influence	M	0	0	0	0	1	2	3	1	3	4	5
Driving Under the Influence	F	0	0	0	0	1	0	1	1	1	0	0
Liquor Laws	M	0	0	0	2	6	5	13	12	19	13	2
Liquor Laws	F	0	0	4	1	5	3	13	7	8	2	0
Drunkenness	M	0	0	0	0	0	0	0	0	0	0	0
Drunkenness	F	0	0	0	0	0	1	1	0	0	0	0
Disorderly Conduct	M	0	0	0	0	1	1	2	0	1	0	8
Disorderly Conduct	F	0	0	0	0	0	0	0	0	0	1	1
Vagrancy	M	0	0	0	2	1	0	3	0	0	0	0
Vagrancy	F	0	0	0	0	0	0	0	0	0	0	0
All Other Offenses (except Traffic)	M	0	0	2	0	0	0	2	0	0	4	10
All Other Offenses (except Traffic)	F	0	0	0	1	0	0	1	0	1	1	1
Suspicion	M	0	0	0	0	0	0	0	0	0	0	0
Suspicion	F	0	0	0	0	0	0	0	0	0	0	0
Curfew and Loitering Law Violations	M	0	0	2	2	4	3	11	0	0	0	0
Curfew and Loitering Law Violations	F	0	0	4	4	2	2	12	0	0	0	0
Runaway	M	0	0	0	0	0	1	1	0	0	0	0
Runaway	F	0	0	1	3	0	0	4	0	0	0	0
GRAND TOTAL		1	2	25	29	34	35	126	45	71	41	44

\*The criminal statistics within this publication are only those criminal statistics reported to the Uniform Crime Reporting Program by the participating law enforcement agencies.



# Mesquite PD Arrests By Offense and Age

												over		
22	23	24	25-29	30-34	35-39	40-44	45-49	50-54	55-59	60-64	64	Total >18	Grand Total	
0	1	0	0	0	0	0	0	0	0	0	0	1	2	
0	0	0	0	0	0	0	0	0	0	0	0	0	0	
0	0	0	0	0	0	0	0	0	0	0	0	0	0	
0	0	0	0	0	0	0	0	0	0	0	0	0	0	
0	0	0	0	0	0	0	0	0	0	0	0	0	0	
0	0	0	0	0	1	0	0	0	0	0	0	1	1	
0	0	0	0	0	0	0	0	0	0	0	0	0	0	
0	0	0	0	1	0	0	0	0	0	0	0	1	1	
0	0	0	0	0	0	0	0	0	0	0	0	0	0	
4	4	8	20	8	11	15	7	1	5	0	0	93	97	
2	5	2	3	6	5	5	4	0	0	0	0	38	41	
1	1	0	3	3	1	0	0	1	0	0	0	14	14	
0	0	0	0	1	0	0	0	0	0	0	0	1	1	
0	0	1	4	1	4	0	3	2	1	3	1	29	33	
0	0	0	0	2	1	2	1	2	0	0	0	11	14	
3	0	0	2	0	1	0	1	1	2	0	0	11	11	
0	0	1	1	0	1	0	0	0	0	0	0	3	3	
0	0	0	0	0	0	0	0	0	0	0	0	0	0	
0	0	0	0	0	0	0	0	0	0	0	0	0	0	
0	0	0	0	1	0	1	1	0	0	0	0	3	3	
0	0	0	1	0	0	1	1	0	0	0	0	4	4	
0	0	0	2	1	1	0	0	0	0	0	0	13	13	
0	1	0	0	0	0	0	0	0	0	0	0	1	1	
0	0	0	0	0	0	0	0	0	1	0	0	2	2	
1	1	0	0	0	0	0	0	0	0	0	0	2	2	
0	0	0	3	1	1	0	1	0	0	0	0	7	7	
0	0	0	0	0	0	0	1	0	0	0	0	1	1	
0	0	1	4	2	1	1	1	1	0	0	0	13	21	
0	0	0	1	1	0	1	0	0	0	0	0	3	6	
0	0	0	1	1	0	3	0	0	0	0	0	6	9	
0	0	0	0	0	0	0	0	0	0	0	0	0	0	
0	0	0	0	0	0	0	0	0	0	1	0	1	1	
0	0	0	0	0	0	0	0	0	0	0	0	0	0	
0	0	0	0	0	0	0	1	0	0	0	0	1	1	
0	0	0	0	0	0	0	0	0	0	0	0	0	0	
3	2	6	14	11	8	7	6	0	0	0	0	79	97	
0	0	2	1	3	6	4	3	0	0	0	0	25	31	
0	0	0	0	0	0	0	0	0	0	0	0	12	16	
0	0	0	0	0	0	0	0	0	0	0	0	7	8	
0	0	0	1	0	0	0	0	1	0	0	0	2	2	
0	0	0	0	1	0	0	0	0	0	0	0	1	2	
4	5	5	15	7	4	8	8	5	3	3	6	86	89	
0	2	1	2	4	1	3	5	2	1	2	0	25	26	
3	1	0	0	0	0	2	0	0	0	0	0	52	65	
0	0	0	0	0	0	1	0	0	0	0	0	18	31	
0	0	0	0	0	0	0	0	0	0	0	0	0	0	
0	0	0	0	0	0	0	0	0	0	0	0	0	1	
3	3	2	5	3	6	5	2	2	0	0	0	40	42	
0	0	0	1	0	2	3	0	0	0	0	0	8	8	
0	0	0	0	0	0	0	0	0	0	0	0	0	3	
0	0	0	0	0	0	0	0	0	0	0	0	0	0	
7	5	9	11	7	9	2	7	2	2	3	2	80	82	
2	2	0	2	0	2	1	2	1	2	1	0	18	19	
0	0	0	0	0	0	0	0	0	0	0	0	0	0	
0	0	0	0	0	0	0	0	0	0	0	0	0	0	
0	0	0	0	0	0	0	0	0	0	0	0	0	11	
0	0	0	0	0	0	0	0	0	0	0	0	0	12	
0	0	0	0	0	0	0	0	0	0	0	0	0	1	
0	0	0	0	0	0	0	0	0	0	0	0	0	4	
33	33	38	97	65	66	65	55	21	17	13	9	713	839	

# Mineral Co SO Arrests By Offense and Age

OFFENSE	SEX	9 & Under												
		10 -12	13-14	15	16	17	Total <18	18	19	20	21			
Murder	M	0	0	0	0	0	0	0	0	0	0	0	0	0
	F	0	0	0	0	0	0	0	0	0	0	0	0	0
Manslaughter by Negligence	M	0	0	0	0	0	0	0	0	0	0	0	0	0
	F	0	0	0	0	0	0	0	0	0	0	0	0	0
Forcible Rape	M	0	0	0	0	0	0	1	1	0	0	0	0	0
	F	0	0	0	0	0	0	0	0	0	0	1	0	0
Robbery	M	0	0	0	0	0	0	0	0	0	0	0	0	0
	F	0	0	0	0	0	0	0	0	0	0	0	0	0
Aggravated Assault	M	0	0	0	0	0	0	0	0	0	0	0	0	0
	F	0	0	0	0	0	0	0	0	0	0	0	0	0
Other Assaults	M	0	2	0	2	0	2	6	0	1	0	0	0	0
	F	0	1	1	0	1	0	3	0	0	0	0	0	0
Burglary	M	0	0	0	0	0	1	1	0	0	0	0	0	0
	F	0	0	0	0	0	0	0	0	0	0	0	0	0
Larceny--Theft	M	0	2	0	0	0	0	2	0	0	0	0	0	0
	F	0	0	0	0	0	0	0	0	0	0	0	0	0
Motor Vehicle Theft	M	0	0	0	0	1	1	2	0	0	0	0	1	0
	F	0	0	0	0	0	0	0	0	0	0	0	0	0
Arson	M	0	1	0	1	0	0	2	0	0	0	0	0	0
	F	0	0	0	1	0	0	1	0	0	0	0	0	0
Forgery & Counterfeiting	M	0	0	0	0	0	0	0	0	0	0	0	0	0
	F	0	0	0	0	0	0	0	0	0	0	0	0	0
Fraud	M	0	0	0	0	0	0	0	0	0	0	0	0	0
	F	0	0	0	0	0	0	0	0	0	0	0	0	0
Embezzlement	M	0	0	0	0	0	0	0	0	0	0	0	0	0
	F	0	0	0	0	0	0	0	0	0	0	0	0	0
Stolen Property-Buy, Possess, Receive	M	0	0	0	0	0	0	0	0	0	0	0	0	0
	F	0	0	0	0	0	0	0	0	0	0	0	0	0
Vandalism	M	0	0	0	0	0	0	0	0	0	0	0	0	0
	F	0	0	0	0	0	0	0	0	0	0	0	0	0
Weapons-carrying, possession, etc...	M	0	0	0	0	0	0	0	0	0	0	0	0	0
	F	0	0	0	0	0	0	0	0	0	0	0	0	0
Prostitution & Commercialized Vice	M	0	0	0	0	0	0	0	0	0	0	0	0	0
	F	0	0	0	0	0	0	0	0	0	0	0	0	0
Other Sex Offenses	M	0	0	2	0	0	1	3	1	0	0	0	1	0
	F	0	0	0	0	1	0	1	0	0	0	0	0	0
Drug Abuse Violations	M	0	0	1	3	2	0	6	1	4	3	1	0	0
	F	0	0	2	2	0	1	5	0	0	0	0	0	0
Gambling	M	0	0	0	0	0	0	0	0	0	0	0	0	0
	F	0	0	0	0	0	0	0	0	0	0	0	0	0
Offenses Against Family & Children	M	0	0	0	0	0	0	0	0	0	0	0	0	0
	F	0	0	0	0	0	0	0	0	0	0	0	0	0
Driving Under the Influence	M	0	0	0	0	1	0	1	0	0	0	0	0	0
	F	0	0	0	0	0	0	0	0	1	0	0	0	0
Liquor Laws	M	0	0	0	4	2	3	9	1	2	1	0	0	0
	F	0	0	2	0	3	1	6	0	0	0	0	0	0
Drunkenness	M	0	0	0	0	0	0	0	0	1	0	0	0	0
	F	0	0	0	0	0	0	0	0	0	0	0	0	0
Disorderly Conduct	M	0	0	0	0	1	1	2	0	0	0	0	0	0
	F	0	0	0	0	0	0	0	0	0	0	0	0	0
Vagrancy	M	0	0	0	0	0	0	0	0	0	0	0	0	0
	F	0	0	0	0	0	0	0	0	0	0	0	0	0
All Other Offenses (except Traffic)	M	0	0	5	1	2	2	10	1	5	3	3	0	0
	F	0	2	4	0	2	1	9	1	1	0	0	0	0
Suspicion	M	0	0	0	0	0	0	0	0	0	0	0	0	0
	F	0	0	0	0	0	0	0	0	0	0	0	0	0
Curfew and Loitering Law Violations	M	0	0	0	1	0	2	3	0	0	0	0	0	0
	F	0	0	2	1	1	0	4	0	0	0	0	0	0
Runaway	M	0	0	0	0	0	0	0	0	0	0	0	0	0
	F	0	0	0	0	0	0	0	0	0	0	0	0	0
<b>GRAND TOTAL</b>		<b>0</b>	<b>8</b>	<b>19</b>	<b>16</b>	<b>17</b>	<b>17</b>	<b>77</b>	<b>5</b>	<b>15</b>	<b>8</b>	<b>6</b>		

\*The criminal statistics within this publication are only those criminal statistics reported to the Uniform Crime Reporting Program by the participating law enforcement agencies.



# North Las Vegas PD Arrests By Offense and Age

OFFENSE	SEX	9 &											
		Under	10 -12	13-14	15	16	17	Total <18	18	19	20	21	
Murder	M	0	0	0	0	0	0	0	0	1	0	0	1
	F	0	0	0	0	0	0	0	0	0	0	0	0
Manslaughter by Negligence	M	0	0	0	0	0	0	0	0	0	0	0	0
	F	0	0	0	0	0	0	0	0	0	0	0	0
Forcible Rape	M	0	0	0	0	0	0	1	1	0	1	1	0
	F	0	0	0	0	0	0	0	0	0	0	0	0
Robbery	M	0	0	10	8	4	8	30	8	3	1	3	
	F	0	0	1	1	1	1	4	0	0	0	0	
Aggravated Assault	M	0	3	5	9	8	4	29	2	3	3	8	
	F	0	2	6	0	1	5	14	0	3	1	0	
Other Assaults	M	0	1	20	11	18	18	68	23	31	17	26	
	F	0	0	13	12	7	6	38	14	5	8	10	
Burglary	M	0	8	42	15	25	16	106	15	3	7	4	
	F	0	3	0	4	1	2	10	1	0	1	0	
Larceny--Theft	M	1	15	19	14	13	17	79	17	16	14	11	
	F	0	4	8	5	3	1	21	4	0	0	7	
Motor Vehicle Theft	M	0	0	6	12	4	4	26	3	0	2	2	
	F	0	0	3	2	0	1	6	1	0	0	0	
Arson	M	0	0	1	1	0	0	2	0	0	0	1	
	F	0	0	0	0	0	0	0	0	0	0	0	
Forgery & Counterfeiting	M	0	0	0	0	0	0	0	1	3	1	2	
	F	0	0	0	0	0	0	0	1	0	0	1	
Fraud	M	0	0	0	0	1	1	2	2	1	3	3	
	F	0	1	0	0	0	0	1	0	0	3	0	
Embezzlement	M	0	0	0	0	0	1	1	3	0	0	0	
	F	0	0	0	0	0	0	0	0	0	0	0	
Stolen Property-Buy, Possess, Receive	M	0	1	8	12	11	8	40	3	1	4	2	
	F	0	1	0	1	0	2	4	1	1	1	0	
Vandalism	M	0	5	9	9	11	5	39	4	5	1	5	
	F	1	0	0	0	1	0	2	0	2	1	0	
Weapons-carrying, possession, etc...	M	0	1	2	2	6	12	23	12	23	19	15	
	F	0	0	0	1	0	4	5	0	2	1	1	
Prostitution & Commercialized Vice	M	0	0	0	4	2	0	6	0	0	0	0	
	F	0	0	0	0	0	0	0	0	0	0	0	
Other Sex Offenses	M	0	0	2	2	0	0	4	1	1	1	3	
	F	0	1	0	0	0	0	1	0	0	0	0	
Drug Abuse Violations	M	0	0	9	14	10	24	57	54	49	57	55	
	F	0	0	3	3	3	4	13	5	10	9	8	
Gambling	M	0	0	0	1	0	0	1	0	0	0	0	
	F	0	0	0	0	0	0	0	1	0	0	0	
Offenses Against Family & Children	M	0	0	0	0	0	0	0	0	0	0	0	
	F	0	0	0	0	0	0	0	0	1	0	0	
Driving Under the Influence	M	0	0	0	3	3	6	12	17	12	20	18	
	F	0	0	0	0	0	0	0	0	1	2	2	
Liquor Laws	M	0	0	2	5	4	4	15	4	7	5	6	
	F	0	0	0	0	0	1	1	1	0	0	0	
Drunkenness	M	0	0	0	0	0	0	0	0	0	0	0	
	F	0	0	0	0	0	0	0	0	0	0	0	
Disorderly Conduct	M	0	0	1	2	1	4	8	4	1	2	4	
	F	0	0	0	1	0	0	1	1	0	0	1	
Vagrancy	M	0	0	1	0	5	2	8	9	8	7	13	
	F	1	0	0	1	0	0	2	1	0	2	1	
All Other Offenses (except Traffic)	M	0	5	16	21	30	38	110	74	50	52	66	
	F	0	0	6	3	9	12	30	11	9	12	12	
Suspicion	M	0	0	0	0	0	0	0	0	0	0	0	
	F	0	0	1	0	0	1	2	0	0	0	0	
Curfew and Loitering Law Violations	M	0	0	3	6	1	9	19	0	0	0	0	
	F	0	0	0	0	0	2	2	0	0	0	0	
Runaway	M	0	0	0	0	0	0	0	0	0	0	0	
	F	0	0	0	0	0	0	0	0	0	0	0	
<b>GRAND TOTAL</b>		<b>3</b>	<b>51</b>	<b>197</b>	<b>185</b>	<b>183</b>	<b>224</b>	<b>843</b>	<b>299</b>	<b>252</b>	<b>258</b>	<b>291</b>	

\*The criminal statistics within this publication are only those criminal statistics reported to the Uniform Crime Reporting Program by the participating law enforcement agencies.

# North Las Vegas PD Arrests By Offense and Age

22	23	24	25-29	30-34	35-39	40-44	45-49	50-54	55-59	60-64	over 64	Total >18	Grand Total
0	0	1	0	1	0	1	1	0	0	0	0	6	6
0	0	0	1	0	0	0	0	0	0	0	0	1	1
0	0	1	0	0	0	0	0	0	0	0	0	1	1
0	0	0	1	0	0	0	0	0	0	0	0	1	1
0	0	0	0	3	1	1	1	0	0	0	0	8	9
0	0	0	0	0	0	0	0	0	0	0	0	0	0
1	0	3	5	8	1	4	1	3	0	0	0	41	71
0	1	0	2	3	1	0	1	0	0	0	0	8	12
10	4	7	18	28	23	26	10	7	2	4	1	156	185
3	3	1	13	14	13	8	1	2	0	2	3	67	81
26	31	31	141	149	122	81	46	25	11	9	9	778	846
12	7	9	37	47	44	25	8	5	2	0	0	233	271
4	2	4	8	9	7	12	2	1	0	0	0	78	184
1	0	0	3	0	1	2	1	0	0	0	0	10	20
13	7	5	33	39	32	57	25	12	10	2	0	293	372
1	3	5	7	12	16	17	8	6	0	0	0	86	107
4	3	0	5	6	4	2	2	1	0	0	0	34	60
0	0	0	1	0	0	0	0	0	0	0	0	2	8
0	0	1	2	1	2	0	0	0	0	0	1	8	10
0	0	0	0	0	0	0	0	0	0	0	0	0	0
0	8	3	22	15	12	12	3	3	0	0	0	85	85
5	3	2	10	8	10	5	0	1	0	0	1	47	47
0	0	2	6	15	9	10	6	0	0	1	1	59	61
3	1	1	3	6	0	4	1	0	3	1	0	26	27
0	1	1	1	1	3	2	1	2	0	0	0	15	16
1	0	1	1	3	1	0	2	1	2	0	0	12	12
2	4	4	10	11	3	3	2	0	1	0	0	50	90
0	1	0	1	2	0	1	1	0	0	0	0	9	13
5	3	3	5	9	8	5	1	0	0	0	0	54	93
0	0	0	0	3	2	2	1	0	0	0	0	11	13
15	9	11	55	25	19	16	4	4	3	0	0	230	253
1	0	0	1	0	0	2	0	0	0	0	0	8	13
0	0	0	0	0	0	0	0	0	0	0	0	0	6
0	0	0	0	0	2	0	0	1	0	0	0	3	3
1	1	0	7	5	9	0	2	4	0	1	0	36	40
0	0	0	0	0	1	1	0	0	0	0	0	2	3
56	60	52	205	145	107	75	50	19	12	4	2	1,002	1,059
8	9	12	38	36	33	28	10	6	0	0	0	212	225
0	0	0	0	0	0	0	0	0	0	0	0	0	1
0	0	0	0	0	0	0	0	0	0	0	0	1	1
1	0	0	2	3	0	1	0	0	0	0	0	7	7
0	2	0	3	7	3	2	1	0	0	0	0	19	19
21	14	26	99	103	70	68	48	28	23	6	10	583	595
5	0	1	9	11	10	16	10	4	6	0	1	78	78
1	7	5	21	11	29	33	47	32	12	3	2	225	240
0	0	0	1	2	1	2	7	4	0	1	0	19	20
0	0	0	2	1	0	3	4	2	0	0	0	12	12
0	0	0	0	2	0	0	0	1	0	0	0	3	3
0	4	3	4	5	4	4	3	1	0	0	0	39	47
0	1	1	2	2	2	1	0	0	0	0	0	11	12
10	8	4	18	7	11	16	12	5	1	0	0	129	137
1	1	0	6	9	5	5	4	1	0	0	0	36	38
40	49	73	206	204	220	158	149	73	30	10	8	1,462	1,572
10	10	9	36	38	40	28	29	14	3	3	0	264	294
0	0	0	0	0	0	0	0	0	0	0	0	0	0
0	0	0	0	0	0	0	0	0	0	0	0	0	2
0	0	0	0	0	0	0	0	0	0	0	0	0	19
0	0	0	0	0	0	0	0	0	0	0	0	0	2
0	0	0	0	0	0	0	0	0	0	0	0	0	0
0	0	0	0	0	0	0	0	0	0	0	0	0	0
261	257	282	1,051	1,009	881	739	505	268	121	47	39	6,560	7,403

# Nye Co SO Arrests By Offense and Age

OFFENSE	SEX	9 & Under													
		10 -12	13-14	15	16	17	Total <18	18	19	20	21				
Murder	M	0	0	0	0	0	0	0	0	0	0	0	0	0	0
Murder	F	0	0	0	0	0	0	0	0	0	0	0	0	0	0
Manslaughter by Negligence	M	0	0	0	0	0	0	0	0	0	0	0	0	0	0
Manslaughter by Negligence	F	0	0	0	0	0	0	0	0	0	0	0	0	0	0
Forcible Rape	M	0	0	0	0	0	0	0	0	0	0	0	0	0	0
Forcible Rape	F	0	0	0	0	0	0	0	0	0	0	0	0	0	0
Robbery	M	0	0	0	0	1	0	1	0	1	0	1	2	0	0
Robbery	F	0	0	0	0	0	0	0	0	0	0	0	0	0	0
Aggravated Assault	M	0	2	3	2	3	2	12	0	3	1	4	0	0	0
Aggravated Assault	F	0	0	0	0	2	0	2	0	0	0	0	0	0	0
Other Assaults	M	0	2	4	1	6	4	17	2	5	10	15	0	0	0
Other Assaults	F	0	1	2	0	1	0	4	0	0	4	3	0	0	0
Burglary	M	0	0	2	1	2	2	7	2	2	9	8	0	0	0
Burglary	F	0	0	0	0	0	0	0	0	3	2	2	0	0	0
Larceny--Theft	M	0	1	2	3	1	5	12	3	8	2	5	0	0	0
Larceny--Theft	F	0	0	1	3	0	1	5	0	0	3	0	0	0	0
Motor Vehicle Theft	M	0	1	0	0	0	0	1	0	1	2	1	0	0	0
Motor Vehicle Theft	F	0	0	0	0	1	0	1	0	0	0	0	0	0	0
Arson	M	0	0	0	0	0	0	0	0	0	0	0	0	0	0
Arson	F	0	0	0	0	0	0	0	0	0	0	0	0	0	0
Forgery & Counterfeiting	M	0	0	0	0	0	0	0	0	0	0	0	0	0	0
Forgery & Counterfeiting	F	0	0	0	0	0	0	0	0	0	0	0	0	0	0
Fraud	M	0	0	0	0	0	0	0	0	0	0	0	0	0	0
Fraud	F	0	0	0	0	0	0	0	0	0	0	0	0	0	0
Embezzlement	M	0	0	0	0	0	0	0	0	0	0	0	0	0	0
Embezzlement	F	0	0	0	0	0	0	0	0	0	0	0	0	0	0
Stolen Property-Buy, Possess, Receive	M	0	0	1	0	0	1	2	0	0	2	8	0	0	0
Stolen Property-Buy, Possess, Receive	F	0	0	0	0	0	0	0	0	0	0	0	0	0	0
Vandalism	M	0	0	0	0	0	0	0	0	0	0	0	0	0	0
Vandalism	F	0	0	0	0	0	0	0	0	0	0	0	0	0	0
Weapons-carrying, possession, etc...	M	0	0	0	1	0	0	1	0	0	1	4	0	0	0
Weapons-carrying, possession, etc...	F	0	0	0	0	0	0	0	0	0	0	0	0	0	0
Prostitution & Commercialized Vice	M	0	0	0	0	0	0	0	0	0	0	0	0	0	0
Prostitution & Commercialized Vice	F	0	0	0	0	0	0	0	0	0	0	0	0	0	0
Other Sex Offenses	M	0	0	0	0	0	0	0	0	0	0	0	0	3	0
Other Sex Offenses	F	0	0	0	0	0	0	0	0	0	0	0	0	0	0
Drug Abuse Violations	M	0	0	1	0	1	0	2	0	7	4	17	0	0	0
Drug Abuse Violations	F	0	0	0	0	0	0	0	0	1	0	4	0	0	0
Gambling	M	0	0	0	0	0	0	0	0	0	0	0	0	0	0
Gambling	F	0	0	0	0	0	0	0	0	0	0	0	0	0	0
Offenses Against Family & Children	M	0	1	0	1	0	0	2	1	0	2	5	0	0	0
Offenses Against Family & Children	F	0	0	0	2	0	0	2	0	0	1	0	0	0	0
Driving Under the Influence	M	0	0	0	0	0	0	0	1	6	9	9	0	0	0
Driving Under the Influence	F	0	0	0	0	0	0	0	0	0	0	1	0	0	0
Liquor Laws	M	0	0	0	0	0	0	0	2	2	1	6	0	0	0
Liquor Laws	F	0	0	0	0	0	0	0	0	1	0	0	0	0	0
Drunkenness	M	0	0	0	0	0	0	0	0	0	2	3	0	0	0
Drunkenness	F	0	0	0	0	0	0	0	0	0	0	3	0	0	0
Disorderly Conduct	M	0	0	0	0	0	0	0	0	0	0	0	0	0	0
Disorderly Conduct	F	0	0	0	0	0	0	0	0	0	0	0	0	0	0
Vagrancy	M	0	0	0	0	0	0	0	0	0	0	0	0	0	0
Vagrancy	F	0	0	0	0	0	0	0	0	0	0	0	0	0	0
All Other Offenses (except Traffic)	M	0	0	0	0	1	0	1	5	11	9	19	0	0	0
All Other Offenses (except Traffic)	F	0	0	0	0	0	0	0	0	0	4	4	0	0	0
Suspicion	M	0	0	0	0	0	0	0	0	0	0	0	0	0	0
Suspicion	F	0	0	0	0	0	0	0	0	0	0	0	0	0	0
Curfew and Loitering Law Violations	M	0	0	1	1	0	0	2	0	0	0	0	0	0	0
Curfew and Loitering Law Violations	F	0	0	0	0	0	0	0	0	0	0	0	0	0	0
Runaway	M	0	0	0	0	0	0	0	0	0	0	0	0	0	0
Runaway	F	0	0	0	0	0	1	1	0	0	0	0	0	0	0
<b>GRAND TOTAL</b>		<b>0</b>	<b>8</b>	<b>17</b>	<b>15</b>	<b>19</b>	<b>16</b>	<b>75</b>	<b>16</b>	<b>51</b>	<b>70</b>	<b>124</b>			

\*The criminal statistics within this publication are only those criminal statistics reported to the Uniform Crime Reporting Program by the participating law enforcement agencies.

# Nye Co SO Arrests By Offense and Age

	22	23	24	25-29	30-34	35-39	40-44	45-49	50-54	55-59	60-64	over 64	Total >18	Grand Total
0	0	0	0	0	0	0	0	0	0	0	0	0	0	0
0	0	0	0	0	0	0	0	0	0	0	0	0	0	0
0	0	0	0	0	0	0	0	0	0	0	0	0	0	0
0	0	0	0	0	0	0	0	0	0	0	0	0	0	0
0	0	0	0	0	1	0	0	0	0	0	0	0	1	1
0	0	0	0	0	0	0	0	0	0	0	0	0	0	0
0	0	0	0	0	0	0	0	0	0	0	0	0	3	4
0	0	0	0	0	0	0	0	0	0	0	0	0	0	0
6	7	8	8	9	7	7	3	0	0	0	0	0	63	75
0	2	1	2	3	1	1	0	0	0	0	0	0	10	12
15	14	19	16	22	17	12	20	8	6	2	4	4	187	204
5	10	10	6	13	8	8	7	2	0	0	0	1	77	81
6	11	8	11	10	13	6	6	7	0	0	0	0	99	106
3	2	8	1	1	1	2	0	2	0	0	0	0	27	27
11	11	12	12	10	10	8	6	5	4	1	1	1	109	121
1	6	3	5	2	2	1	2	4	0	0	0	0	29	34
2	3	2	2	2	1	2	1	1	0	0	0	0	20	21
0	0	0	0	0	0	0	0	0	0	0	0	0	0	1
0	0	0	0	0	0	0	0	0	0	0	0	0	0	0
0	0	0	0	0	0	0	0	0	0	0	0	0	0	0
0	0	0	2	1	4	0	0	1	0	0	0	0	8	8
0	0	0	1	0	1	0	0	0	0	0	0	0	2	2
0	2	1	0	0	0	0	0	0	0	0	1	0	4	4
0	0	0	1	0	1	0	0	0	0	0	0	0	2	2
1	1	1	0	0	1	1	0	0	0	0	0	0	5	5
0	1	0	0	0	0	0	0	0	0	0	0	0	1	1
7	2	2	6	3	5	1	1	1	0	0	0	0	38	40
0	1	0	2	0	0	0	0	0	0	0	0	0	3	3
0	0	1	1	2	0	2	0	0	1	0	0	0	7	7
0	0	0	0	0	2	0	0	0	0	0	0	0	2	2
0	2	6	1	1	0	2	1	1	0	0	0	0	19	20
0	0	0	0	0	0	0	0	0	0	0	0	0	0	0
0	0	0	0	0	0	0	0	0	0	0	0	0	0	0
0	0	0	0	0	0	0	0	0	0	0	0	0	0	0
1	0	1	0	0	0	0	0	0	0	0	0	0	5	5
0	0	0	0	0	0	0	0	0	0	0	0	0	0	0
27	35	24	29	22	20	14	3	3	1	0	0	0	206	208
7	8	14	9	5	6	1	2	0	0	0	0	0	57	57
0	0	0	0	1	1	0	0	0	0	0	0	0	2	2
0	0	0	0	0	0	0	0	0	0	0	0	0	0	0
4	1	1	6	3	4	1	2	0	0	0	1	0	31	33
0	1	0	1	2	2	0	0	0	0	0	0	0	7	9
9	14	13	17	19	8	14	9	8	4	5	4	4	149	149
2	2	3	2	7	1	2	5	0	0	0	0	0	25	25
4	1	1	0	3	3	2	0	0	0	0	0	0	25	25
1	1	4	2	0	0	0	0	0	0	0	0	0	9	9
4	4	5	5	13	5	4	2	2	0	1	1	1	51	51
1	3	2	1	2	1	2	0	0	0	0	0	0	15	15
0	0	0	0	0	0	0	0	0	0	0	0	0	0	0
0	0	0	0	0	0	0	0	0	0	0	0	0	0	0
0	0	0	0	0	0	0	0	0	0	0	0	0	0	0
0	0	0	0	0	0	0	0	0	0	0	0	0	0	0
16	12	16	18	20	26	14	19	16	10	4	4	4	219	220
8	10	12	8	12	8	2	3	4	0	0	0	0	75	75
0	0	0	0	0	0	0	0	0	0	0	0	0	0	0
0	0	0	0	0	0	0	0	0	0	0	0	0	0	0
0	0	0	0	0	0	0	0	0	0	0	0	0	0	2
0	0	0	0	0	0	0	0	0	0	0	0	0	0	0
0	0	0	0	0	0	0	0	0	0	0	0	0	0	0
0	0	0	0	0	0	0	0	0	0	0	0	0	0	1
141	167	178	175	189	159	109	92	65	26	15	15	15	1,592	1,667

# Pershing Co SO Arrests By Offense and Age

OFFENSE	SEX	9 &							Total <18	18	19	20	21	22
		Under	10-12	13-14	15	16	17							
Murder	M	0	0	0	0	0	0	0	0	0	0	0	0	
	F	0	0	0	0	0	0	0	0	0	0	0	0	
Manslaughter by Negligence	M	0	0	0	0	0	0	0	0	0	0	0	0	
	F	0	0	0	0	0	0	0	0	0	0	0	0	
Forcible Rape	M	0	0	0	0	0	0	0	0	0	0	0	0	
	F	0	0	0	0	0	0	0	0	0	0	0	0	
Robbery	M	0	0	0	0	0	0	0	0	0	0	0	0	
	F	0	0	0	0	0	0	0	0	0	0	0	0	
Aggravated Assault	M	0	0	0	0	0	0	0	0	0	0	0	0	
	F	0	0	0	0	0	0	0	0	0	0	0	0	
Other Assaults	M	0	0	0	1	0	0	1	0	0	0	1	0	
	F	0	0	0	0	0	0	0	0	0	0	0	0	
Burglary	M	0	0	0	0	0	0	0	0	0	0	0	0	
	F	0	0	0	0	0	0	0	0	0	0	0	0	
Larceny--Theft	M	0	0	0	0	0	0	0	0	0	0	0	0	
	F	0	0	0	0	0	0	0	0	0	0	0	0	
Motor Vehicle Theft	M	0	0	0	0	0	0	0	0	0	0	0	0	
	F	0	0	0	0	0	0	0	0	0	0	0	0	
Arson	M	0	0	0	0	0	0	0	0	0	0	0	0	
	F	0	0	0	0	0	0	0	0	0	0	0	0	
Forgery & Counterfeiting	M	0	0	0	0	0	0	0	0	0	0	0	0	
	F	0	0	0	0	0	0	0	0	0	0	0	0	
Fraud	M	0	0	0	0	0	0	0	0	1	0	0	0	
	F	0	0	0	0	0	0	0	0	0	0	0	0	
Embezzlement	M	0	0	0	0	0	0	0	0	0	0	0	0	
	F	0	0	0	0	0	0	0	0	0	0	0	0	
Stolen Property-Buy, Possess, Receive	M	0	0	0	0	0	0	0	0	0	0	0	0	
	F	0	0	0	0	0	0	0	0	0	0	0	0	
Vandalism	M	0	0	0	0	0	1	1	0	1	0	0	0	
	F	0	0	0	0	0	0	0	0	0	0	0	0	
Weapons-carrying, possession, etc...	M	0	0	0	0	0	0	0	0	0	0	0	0	
	F	0	0	0	0	0	0	0	0	0	0	0	0	
Prostitution & Commercialized Vice	M	0	0	0	0	0	0	0	0	0	0	0	0	
	F	0	0	0	0	0	0	0	0	0	0	0	0	
Other Sex Offenses	M	0	0	0	0	0	0	0	0	0	0	0	0	
	F	0	0	0	0	0	0	0	0	0	0	0	0	
Drug Abuse Violations	M	0	0	0	0	0	0	0	0	0	0	0	0	
	F	0	0	0	0	0	0	0	0	0	0	0	0	
Gambling	M	0	0	0	0	0	0	0	0	0	0	0	0	
	F	0	0	0	0	0	0	0	0	0	0	0	0	
Offenses Against Family & Children	M	0	0	0	0	0	0	0	0	0	0	0	0	
	F	0	0	0	0	0	0	0	0	0	0	0	0	
Driving Under the Influence	M	0	0	0	0	0	0	0	0	0	0	0	0	
	F	0	0	0	0	0	0	0	0	0	0	0	0	
Liquor Laws	M	0	0	0	0	0	0	0	0	0	1	0	0	
	F	0	0	0	0	0	0	0	0	2	0	0	0	
Drunkenness	M	0	0	0	0	0	0	0	0	0	0	0	0	
	F	0	0	0	0	0	0	0	0	0	0	0	0	
Disorderly Conduct	M	0	0	0	0	0	0	0	0	0	0	0	0	
	F	0	0	0	0	0	0	0	0	0	0	0	0	
Vagrancy	M	0	0	0	0	0	0	0	0	0	0	0	0	
	F	0	0	0	0	0	0	0	0	0	0	0	0	
All Other Offenses (except Traffic)	M	0	0	0	0	0	0	0	1	0	1	2	0	
	F	0	0	0	0	0	0	0	0	0	0	0	0	
Suspicion	M	0	0	0	0	0	0	0	0	0	0	0	0	
	F	0	0	0	0	0	0	0	0	0	0	0	0	
Curfew and Loitering Law Violations	M	0	0	0	0	0	0	0	0	0	0	0	0	
	F	0	0	0	0	0	0	0	0	0	0	0	0	
Runaway	M	0	0	0	0	0	0	0	0	0	0	0	0	
	F	0	0	0	0	0	0	0	0	0	0	0	0	
<b>GRAND TOTAL</b>		<b>0</b>	<b>0</b>	<b>0</b>	<b>1</b>	<b>0</b>	<b>1</b>	<b>2</b>	<b>1</b>	<b>4</b>	<b>2</b>	<b>3</b>	<b>0</b>	

\*The criminal statistics within this publication are only those criminal statistics reported to the Uniform Crime Reporting Program by the participating law enforcement agencies.



# Pershing Co SO Arrests By Offense and Age

	23	24	25-29	30-34	35-39	40-44	45-49	50-54	55-59	60-64	over 64	Total >18	Grand Total
0	0	0	0	0	0	0	0	0	0	0	0	0	0
0	0	0	0	0	0	0	0	0	0	0	0	0	0
0	0	0	0	0	0	0	0	0	0	0	0	0	0
0	0	0	0	0	0	0	0	0	0	0	0	0	0
0	0	0	0	0	0	0	0	0	0	0	0	0	0
0	0	0	0	0	0	0	0	0	0	0	0	0	0
0	0	0	0	0	0	0	2	0	0	1	0	3	3
0	0	0	0	0	0	0	0	0	0	0	0	0	0
0	0	0	0	0	0	2	0	0	1	0	0	4	5
0	0	0	0	0	0	0	0	0	0	0	0	0	0
0	0	0	0	0	0	0	0	0	0	0	0	0	0
0	0	0	0	0	0	0	0	0	0	0	0	0	0
0	0	0	0	0	1	0	0	0	0	0	0	1	1
0	0	0	0	0	0	0	0	0	0	0	0	0	0
0	0	0	0	0	1	0	0	0	0	0	0	1	1
0	0	0	0	0	0	0	0	0	0	0	0	0	0
0	0	0	0	0	0	0	0	0	0	0	0	0	0
0	0	0	0	0	0	0	0	0	0	0	0	0	0
0	0	0	0	0	0	0	0	0	0	0	0	0	0
0	0	1	0	0	0	0	0	0	0	0	0	2	2
0	0	0	0	0	0	0	0	0	0	0	0	0	0
0	0	0	0	0	0	0	0	0	0	0	0	0	0
0	0	0	0	0	0	0	0	0	0	0	0	0	0
0	0	0	0	0	0	0	0	0	0	0	0	0	0
0	0	0	0	0	0	0	0	0	0	0	0	0	0
0	0	0	0	0	0	0	0	0	0	0	0	0	0
0	0	0	0	0	0	0	0	0	0	0	0	0	0
0	0	0	0	0	0	0	0	0	0	0	0	0	0
0	0	0	0	0	0	0	0	0	0	0	0	0	0
0	0	0	0	0	0	0	0	0	0	0	0	0	0
0	0	0	0	0	0	0	0	0	0	0	0	0	0
0	0	0	0	0	0	0	0	0	0	0	0	0	0
0	0	1	0	1	0	0	0	0	0	0	0	2	2
0	0	0	0	0	0	0	0	0	0	0	0	0	0
0	0	0	0	0	0	0	0	0	0	0	0	0	0
0	0	0	0	0	0	0	0	0	0	0	0	0	0
0	0	0	0	0	0	0	0	0	0	0	0	0	0
0	0	0	0	0	0	0	0	0	0	0	0	0	0
0	0	0	0	0	0	0	0	0	0	0	0	0	0
0	0	0	0	0	0	0	0	0	0	0	0	0	0
0	0	0	0	0	0	0	0	0	0	0	0	0	0
0	0	0	0	0	0	0	0	0	0	0	0	0	0
0	0	0	0	0	0	0	0	0	0	0	0	0	0
0	0	0	0	0	0	0	0	0	0	0	0	0	0
1	1	2	2	2	0	0	0	1	0	0	0	13	13
2	0	0	0	0	0	0	0	0	0	0	0	2	2
0	0	0	0	0	0	0	0	0	0	0	0	0	0
0	0	0	0	0	0	0	0	0	0	0	0	0	0
0	0	0	0	0	0	0	0	0	0	0	0	0	0
0	0	0	0	0	0	0	0	0	0	0	0	0	0
0	0	0	0	0	0	0	0	0	0	0	0	0	0
0	0	0	0	0	0	0	0	0	0	0	0	0	0
0	0	0	0	0	0	0	0	0	0	0	0	0	0
0	0	0	0	0	0	0	0	0	0	0	0	0	0
0	0	0	0	0	0	0	0	0	0	0	0	0	0
3	1	5	2	6	4	3	0	2	1	0	0	37	39

# Reno PD Arrests By Offenses and Age

OFFENSE	SEX	9 & Under										18	19	20	21
		10 -12	13-14	15	16	17	Total <18								
Murder	M	0	0	0	0	1	1	1	2	0	0	0	0	2	
	F	0	0	0	0	1	1	1	3	0	0	0	0	0	
Manslaughter by Negligence	M	0	0	0	0	0	0	0	0	0	0	0	0	0	
	F	0	0	0	0	0	0	0	0	0	0	0	0	0	
Forcible Rape	M	0	1	3	2	4	1	11	1	1	1	1	4		
	F	0	0	0	0	0	0	0	0	0	0	0	0	0	
Robbery	M	0	0	0	1	1	5	7	7	10	8	5			
	F	0	0	0	0	1	0	1	2	0	2	3			
Aggravated Assault	M	2	19	26	23	24	28	122	3	17	3	9			
	F	0	11	17	15	11	17	71	3	1	1	3			
Other Assaults	M	0	5	8	6	10	7	36	17	24	35	43			
	F	0	2	1	3	7	3	16	9	13	8	12			
Burglary	M	1	7	17	6	10	8	49	9	8	6	6			
	F	0	3	4	6	3	7	23	11	11	2	3			
Larceny--Theft	M	1	29	71	40	70	53	264	65	44	37	37			
	F	1	34	99	57	56	49	296	44	35	35	24			
Motor Vehicle Theft	M	0	0	2	2	0	2	6	2	5	3	3			
	F	0	0	0	0	0	0	0	0	0	1	0			
Arson	M	0	0	0	0	0	0	0	0	0	0	0			
	F	0	0	0	0	0	0	0	0	0	0	0			
Forgery & Counterfeiting	M	0	0	0	0	0	0	0	0	0	1	0			
	F	0	0	0	0	0	0	0	0	0	0	0			
Fraud	M	0	0	0	3	4	0	7	7	5	9	12			
	F	0	0	3	0	1	1	5	4	11	12	7			
Embezzlement	M	0	0	0	0	4	4	8	1	1	1	1			
	F	0	0	0	0	0	0	0	1	5	2	3			
Stolen Property-Buy, Possess, Receive	M	0	1	11	8	6	4	30	13	11	10	10			
	F	0	0	2	1	0	2	5	5	6	3	3			
Vandalism	M	1	9	18	13	15	10	66	12	2	13	8			
	F	0	0	6	1	1	1	9	0	1	1	1			
Weapons-carrying, possession, etc...	M	0	0	2	0	2	3	7	2	3	2	4			
	F	0	0	2	0	0	0	2	1	0	0	0			
Prostitution & Commercialized Vice	M	0	0	0	0	0	0	0	3	0	2	2			
	F	0	0	2	1	4	1	8	5	0	7	5			
Other Sex Offenses	M	0	3	5	6	0	3	17	1	2	2	3			
	F	0	0	1	0	0	0	1	0	0	0	1			
Drug Abuse Violations	M	0	0	9	4	8	15	36	12	15	21	12			
	F	0	1	1	2	4	6	14	4	3	2	1			
Gambling	M	0	0	0	0	0	0	0	0	0	0	0			
	F	0	0	0	0	0	0	0	0	0	1	0			
Offenses Against Family & Children	M	0	0	1	0	1	1	3	4	7	4	9			
	F	0	0	0	0	2	0	2	3	3	2	1			
Driving Under the Influence	M	0	0	0	1	2	2	5	7	21	22	41			
	F	0	0	0	0	1	3	4	9	3	9	11			
Liquor Laws	M	0	0	21	19	25	47	112	49	65	58	16			
	F	0	0	3	8	16	17	44	20	26	22	0			
Drunkenness	M	0	0	4	7	2	12	25	0	0	0	0			
	F	0	1	5	4	1	0	11	0	0	0	0			
Disorderly Conduct	M	0	0	0	0	0	4	4	0	2	2	2			
	F	0	0	0	0	0	0	0	0	0	0	0			
Vagrancy	M	0	0	0	0	0	0	0	0	0	0	0			
	F	0	0	0	0	0	0	0	0	0	0	0			
All Other Offenses (except Traffic)	M	0	6	31	32	42	36	147	99	112	172	190			
	F	0	3	14	14	14	16	61	31	56	49	40			
Suspicion	M	0	1	10	1	8	6	26	0	0	0	0			
	F	0	0	6	7	1	2	16	0	0	0	0			
Curfew and Loitering Law Violations	M	5	26	73	34	63	40	241	0	0	0	0			
	F	1	19	79	45	49	18	211	0	0	0	0			
Runaway	M	1	8	31	26	29	16	111	0	0	0	0			
	F	1	7	63	37	43	28	179	0	0	0	0			
<b>GRAND TOTAL</b>		<b>14</b>	<b>196</b>	<b>651</b>	<b>436</b>	<b>547</b>	<b>480</b>	<b>2,324</b>	<b>466</b>	<b>529</b>	<b>571</b>	<b>537</b>			

\*The criminal statistics within this publication are only those criminal statistics reported to the Uniform Crime Reporting Program by the participating law enforcement agencies.

# Reno PD Arrests By Offenses and Age

22	23	24	25-29	30-34	35-39	40-44	45-49	50-54	55-59	60-64	over 64	Total >18	Grand Total
0	1	1	1	4	1	0	1	0	0	0	0	11	13
0	0	0	2	0	0	1	0	0	0	0	0	3	6
0	0	0	0	0	0	0	0	0	0	0	0	0	0
0	0	0	0	0	0	1	0	0	0	0	0	1	1
0	1	3	3	3	1	2	0	2	0	1	0	23	34
0	0	0	1	0	0	0	0	0	0	0	0	1	1
11	13	3	21	18	14	21	5	2	5	0	0	143	150
1	0	2	7	3	1	7	0	1	0	0	0	29	30
6	6	9	33	38	28	24	23	8	8	5	1	221	343
1	1	1	8	5	6	7	7	3	0	0	0	47	118
41	45	43	180	141	147	138	94	42	33	11	8	1,042	1,078
11	9	9	35	30	40	33	26	11	5	1	3	255	271
10	10	5	47	33	40	30	9	6	1	0	1	221	270
5	3	7	18	15	18	3	4	2	1	2	0	105	128
23	19	26	93	115	96	110	70	38	13	2	10	798	1,062
13	24	19	49	48	38	38	38	15	7	8	6	441	737
1	2	2	8	2	4	1	1	2	0	0	0	36	42
0	0	0	0	0	0	0	0	0	0	0	0	1	1
1	0	0	0	0	2	0	0	0	0	0	0	3	3
0	0	0	0	0	0	1	0	0	0	0	0	1	1
0	0	0	1	3	0	2	0	0	0	0	0	7	7
0	0	0	1	0	0	1	0	0	0	0	0	2	2
8	5	14	52	74	70	60	25	26	11	6	6	390	397
12	13	13	47	33	39	27	12	6	4	1	1	242	247
2	1	1	7	3	5	4	5	1	0	0	0	33	41
0	2	0	5	4	6	3	3	4	2	0	2	42	42
10	13	17	39	31	35	18	11	4	4	0	1	227	257
4	2	2	7	5	3	8	0	0	0	0	0	48	53
5	6	4	10	9	13	14	9	4	1	0	0	110	176
1	1	0	2	0	2	1	0	0	0	1	0	11	20
5	2	5	7	6	12	1	6	5	1	1	1	63	70
0	0	0	0	0	0	0	0	0	0	0	0	1	3
2	2	0	3	10	8	5	5	5	1	3	1	52	52
8	3	7	10	7	19	22	11	3	2	0	0	109	117
2	2	2	6	7	7	14	2	5	5	2	2	64	81
0	0	0	0	1	1	0	0	0	1	0	0	4	5
16	12	14	52	40	37	29	21	6	5	1	0	293	329
8	3	3	9	8	14	12	11	1	1	2	0	82	96
0	0	0	0	0	0	0	0	0	0	0	0	0	0
0	0	0	0	0	0	0	0	0	0	0	0	1	1
6	3	5	16	9	13	8	3	5	1	2	1	96	99
2	7	3	30	14	9	13	5	1	0	1	0	94	96
27	28	31	93	65	75	68	53	33	20	9	13	606	611
6	6	4	11	12	14	26	14	15	3	2	2	147	151
11	11	14	33	30	83	116	115	83	38	25	29	776	888
2	1	1	6	11	12	23	17	4	4	3	1	153	197
0	0	0	0	0	0	0	0	0	0	0	0	0	25
0	0	0	0	0	0	0	0	0	0	0	0	0	11
2	1	1	6	4	6	13	4	14	2	1	2	62	66
0	0	0	0	0	1	0	1	0	0	0	0	2	2
0	0	0	0	0	0	0	0	0	0	0	0	0	0
0	0	0	0	0	0	0	0	0	0	0	0	0	0
199	150	141	618	614	600	610	468	286	129	53	50	4,491	4,638
61	61	33	165	166	162	193	96	46	18	7	8	1,192	1,253
0	0	0	0	0	0	0	0	0	0	0	0	0	26
0	0	0	0	0	0	0	0	0	0	0	0	0	16
0	0	0	0	0	0	0	0	0	0	0	0	0	241
0	0	0	0	0	0	0	0	0	0	0	0	0	211
0	0	0	0	0	0	0	0	0	0	0	0	0	111
0	0	0	0	0	0	0	0	0	0	0	0	0	179
523	469	445	1,742	1,621	1,682	1,708	1,175	689	326	150	149	12,782	15,106

# Sparks PD Arrests By Offenses and Ages

OFFENSE	SEX	9 & Under													
		10 -12	13-14	15	16	17	Total <18	18	19	20	21				
Murder	M	0	0	0	0	0	0	0	0	0	0	0	1	0	0
	F	0	0	0	0	0	0	0	0	0	0	0	0	0	0
Manslaughter by Negligence	M	0	0	0	0	0	0	0	0	0	0	0	0	0	0
	F	0	0	0	0	0	0	0	0	0	0	0	0	0	0
Forcible Rape	M	0	0	1	0	0	2	3	0	0	0	0	0	0	0
	F	0	0	0	0	0	0	0	0	0	0	0	0	0	0
Robbery	M	0	0	2	1	0	2	5	4	3	0	0	0	2	2
	F	0	0	0	1	0	0	1	0	0	0	0	0	0	0
Aggravated Assault	M	0	2	1	0	5	1	9	7	8	5	5	5	5	5
	F	0	0	3	1	1	1	6	1	1	2	3	3	3	3
Other Assaults	M	1	16	28	16	13	12	86	15	6	13	15	15	15	15
	F	0	4	9	10	6	7	36	3	2	3	1	1	1	1
Burglary	M	0	4	17	10	10	4	45	17	13	6	9	9	9	9
	F	0	1	3	0	1	2	7	4	5	3	1	1	1	1
Larceny--Theft	M	2	20	24	19	11	11	87	12	9	5	3	3	3	3
	F	1	6	22	3	14	5	51	11	1	2	1	1	1	1
Motor Vehicle Theft	M	0	0	1	0	3	4	8	1	2	0	1	1	1	1
	F	0	0	1	1	0	0	2	2	0	1	0	0	0	0
Arson	M	0	2	2	1	1	1	7	2	0	0	0	0	0	0
	F	0	1	0	0	0	0	1	0	0	0	0	0	0	0
Forgery & Counterfeiting	M	0	0	0	0	0	0	0	1	1	1	1	1	1	1
	F	0	0	0	1	0	0	1	1	0	0	0	0	0	0
Fraud	M	0	0	0	1	0	0	1	0	2	2	0	0	0	0
	F	0	0	0	0	0	1	1	0	0	2	0	0	0	0
Embezzlement	M	0	0	0	0	0	0	0	1	0	0	0	0	0	0
	F	0	0	0	0	1	3	4	5	1	1	1	1	1	1
Stolen Property-Buy, Possess, Receive	M	0	0	2	1	7	7	17	7	5	8	5	5	5	5
	F	0	0	0	2	0	1	3	1	0	3	5	5	5	5
Vandalism	M	0	11	21	6	14	8	60	8	2	3	3	3	3	3
	F	0	1	5	0	2	2	10	1	0	0	0	0	0	0
Weapons-carrying, possession, etc...	M	0	0	3	3	4	1	11	3	2	3	2	2	2	2
	F	0	0	0	0	0	1	1	0	0	0	0	0	0	0
Prostitution & Commercialized Vice	M	0	0	0	0	0	0	0	0	0	0	0	0	0	0
	F	0	0	0	0	0	0	0	0	0	0	0	0	0	0
Other Sex Offenses	M	1	3	1	1	1	3	10	3	1	0	1	1	1	1
	F	0	0	1	0	0	0	1	0	0	0	0	0	0	0
Drug Abuse Violations	M	0	0	2	12	9	15	38	35	31	34	38	38	38	38
	F	0	0	2	3	4	10	19	11	18	12	10	10	10	10
Gambling	M	0	0	0	0	0	0	0	0	0	0	0	0	0	0
	F	0	0	0	0	0	0	0	0	0	0	0	0	0	0
Offenses Against Family & Children	M	0	0	0	1	1	0	2	17	4	15	5	5	5	5
	F	0	0	0	0	0	1	1	3	0	2	4	4	4	4
Driving Under the Influence	M	0	0	0	1	4	2	7	12	15	15	8	8	8	8
	F	0	0	0	0	1	1	2	3	0	2	0	0	0	0
Liquor Laws	M	0	0	12	7	34	45	98	45	33	38	2	2	2	2
	F	0	2	8	13	15	12	50	11	7	16	1	1	1	1
Drunkenness	M	0	0	0	0	0	0	0	0	0	0	0	0	0	0
	F	0	0	0	0	0	0	0	0	0	0	0	0	0	0
Disorderly Conduct	M	0	2	5	1	5	2	15	3	1	0	6	6	6	6
	F	0	0	2	1	3	0	6	0	0	0	1	1	1	1
Vagrancy	M	0	0	0	0	0	1	1	0	0	0	2	2	2	2
	F	0	0	0	0	0	0	0	0	0	0	0	0	0	0
All Other Offenses (except Traffic)	M	3	7	25	15	23	26	99	14	10	16	18	18	18	18
	F	1	4	29	12	8	12	66	4	5	4	5	5	5	5
Suspicion	M	0	0	0	0	0	0	0	0	0	0	0	0	0	0
	F	0	0	0	0	0	0	0	0	0	0	0	0	0	0
Curfew and Loitering Law Violations	M	0	0	6	12	12	18	48	0	0	0	0	0	0	0
	F	0	0	9	5	9	10	33	0	0	0	0	0	0	0
Runaway	M	1	3	17	9	9	5	44	0	0	0	0	0	0	0
	F	0	2	20	20	17	9	68	0	0	0	0	0	0	0
<b>GRAND TOTAL</b>			10	91	284	190	248	248	1,071	268	189	217	165	165	165

\*The criminal statistics within this publication are only those criminal statistics reported to the Uniform Crime Reporting Program by the participating law enforcement agencies.

# Sparks PD Arrests By Offenses and Ages

22	23	24	25-29	30-34	35-39	40-44	45-49	50-54	55-59	60-64	over 64	Total >18	Grand Total
0	0	0	0	0	0	0	0	1	0	0	0	2	2
0	0	0	0	1	0	0	0	0	0	0	0	1	1
0	0	0	0	0	0	0	0	0	0	0	0	0	0
0	0	0	0	0	0	0	0	0	0	0	0	0	0
0	0	0	0	0	1	0	1	0	0	0	0	2	5
0	0	0	0	0	0	0	0	0	0	0	0	0	0
3	4	0	8	10	2	4	1	0	0	0	0	41	46
1	0	0	1	0	0	0	0	0	0	0	0	2	3
1	2	3	17	8	16	9	2	2	0	2	1	88	97
2	0	1	0	1	2	4	3	0	0	0	0	20	26
9	12	15	62	64	42	58	39	23	7	6	9	395	481
1	1	2	10	19	6	4	13	1	0	1	2	69	105
8	5	4	18	15	15	10	7	1	2	0	0	130	175
2	1	2	4	6	8	3	3	1	1	0	0	44	51
3	3	3	12	9	10	17	9	6	2	0	1	104	191
2	1	2	7	5	6	15	0	0	0	1	0	54	105
0	2	3	2	7	2	1	1	1	2	0	0	25	33
0	0	0	0	2	1	0	0	0	0	0	0	6	8
0	0	0	0	0	0	1	0	0	0	0	0	3	10
0	0	0	0	0	0	0	0	0	0	0	0	0	1
2	1	1	2	3	3	5	0	3	0	0	0	25	25
1	0	0	2	1	0	2	0	2	0	0	0	10	11
1	1	1	6	6	5	5	5	1	0	0	0	35	36
0	0	0	4	0	3	3	1	0	1	1	0	15	16
1	0	0	1	3	1	1	2	1	1	1	0	13	13
1	1	2	2	2	1	3	0	1	0	0	0	21	25
6	5	3	16	12	5	6	6	1	0	0	2	87	104
0	2	1	3	1	3	2	0	0	0	0	2	23	26
4	1	3	8	4	3	1	1	0	1	0	0	42	102
0	0	0	0	1	2	3	3	0	0	0	0	13	23
1	1	0	4	3	7	3	5	0	0	0	0	34	45
0	0	0	1	1	2	0	1	0	0	0	0	6	7
0	0	0	0	0	0	0	0	0	0	0	0	0	0
0	0	0	0	0	0	0	0	0	0	0	0	0	0
1	0	0	3	4	1	0	3	2	0	1	0	20	30
0	0	0	0	0	0	0	0	0	0	0	0	0	1
19	21	24	62	51	59	52	30	18	8	1	1	484	522
8	6	8	23	27	30	34	9	5	1	0	0	202	221
0	0	0	0	0	0	0	0	0	0	0	0	0	0
0	0	0	0	0	0	0	0	0	0	0	0	0	0
2	0	0	8	5	4	2	3	3	0	0	0	68	70
2	1	2	6	7	7	3	2	0	0	1	0	40	41
13	14	13	56	38	34	51	24	14	9	9	6	331	338
1	1	3	7	4	11	13	10	4	0	2	4	65	67
1	0	2	1	2	1	5	3	3	4	3	0	143	241
1	1	0	1	2	1	11	4	0	0	0	0	56	106
0	0	0	0	0	0	0	0	0	0	0	0	0	0
0	0	0	0	0	0	0	0	0	0	0	0	0	0
1	6	3	13	5	7	10	5	6	2	1	0	69	84
1	1	1	1	3	0	4	4	1	1	0	0	18	24
1	0	0	0	2	1	0	0	0	1	1	0	8	9
0	0	0	0	0	0	1	0	0	0	0	0	1	1
12	21	19	51	51	53	55	25	21	12	3	5	386	485
2	3	2	5	7	11	23	10	3	0	2	3	89	155
0	0	0	0	0	0	0	0	0	0	0	0	0	0
0	0	0	0	0	0	0	0	0	0	0	0	0	0
0	0	0	0	0	0	0	0	0	0	0	0	0	48
0	0	0	0	0	0	0	0	0	0	0	0	0	33
0	0	0	0	0	0	0	0	0	0	0	0	0	44
0	0	0	0	0	0	0	0	0	0	0	0	0	68
114	118	123	427	392	366	424	235	125	55	36	36	3,290	4,361

# Storey Co SO Arrests By Offense and Age

OFFENSE	SEX	9 & Under												
		10 -12	13-14	15	16	17	Total <18	18	19	20	21			
Murder	M	0	0	0	0	0	0	0	0	0	0	0	0	0
Murder	F	0	0	0	0	0	0	0	0	0	0	0	0	0
Manslaughter by Negligence	M	0	0	0	0	0	0	0	0	0	0	0	0	0
Manslaughter by Negligence	F	0	0	0	0	0	0	0	0	0	0	0	0	0
Forcible Rape	M	0	0	0	0	0	0	0	0	0	0	0	0	0
Forcible Rape	F	0	0	0	0	0	0	0	0	0	0	0	0	0
Robbery	M	0	0	0	0	0	0	0	0	0	0	0	0	0
Robbery	F	0	0	0	0	0	0	0	0	0	0	0	0	0
Aggravated Assault	M	0	0	0	0	0	0	0	0	0	0	0	0	0
Aggravated Assault	F	0	0	0	0	0	0	0	0	0	0	0	0	0
Other Assaults	M	0	0	2	1	0	0	3	0	0	0	0	0	0
Other Assaults	F	0	0	0	0	1	0	1	0	0	1	0	0	0
Burglary	M	0	0	0	0	0	0	0	0	0	0	0	0	0
Burglary	F	0	0	0	0	0	0	0	0	0	0	0	0	0
Larceny--Theft	M	0	0	1	0	0	0	1	0	0	0	0	0	0
Larceny--Theft	F	0	0	0	0	0	0	0	0	0	0	0	0	0
Motor Vehicle Theft	M	0	0	0	0	0	0	0	0	0	0	0	0	0
Motor Vehicle Theft	F	0	0	0	0	0	0	0	0	0	0	0	0	0
Arson	M	0	0	0	0	0	0	0	0	0	0	0	0	0
Arson	F	0	0	0	0	0	0	0	0	0	0	0	0	0
Forgery & Counterfeiting	M	0	0	0	0	0	0	0	0	0	0	0	0	0
Forgery & Counterfeiting	F	0	0	0	0	0	0	0	0	0	0	0	0	0
Fraud	M	0	0	0	0	0	0	0	0	0	0	0	0	0
Fraud	F	0	0	0	0	0	0	0	0	0	0	0	0	0
Embezzlement	M	0	0	0	0	0	0	0	0	0	0	0	0	0
Embezzlement	F	0	0	0	0	0	0	0	0	0	0	0	0	0
Stolen Property-Buy, Possess, Receive	M	0	0	0	0	0	0	0	0	0	0	0	0	0
Stolen Property-Buy, Possess, Receive	F	0	0	0	0	0	0	0	0	0	0	0	0	0
Vandalism	M	0	0	0	0	0	0	0	0	0	0	0	0	0
Vandalism	F	0	0	0	0	0	0	0	0	0	0	0	0	0
Weapons-carrying, possession, etc...	M	0	0	1	0	0	0	1	0	0	0	0	0	0
Weapons-carrying, possession, etc...	F	0	0	0	0	0	0	0	0	0	0	0	0	0
Prostitution & Commercialized Vice	M	0	0	0	0	0	0	0	0	0	0	0	0	0
Prostitution & Commercialized Vice	F	0	0	0	0	0	0	0	0	0	0	0	0	0
Other Sex Offenses	M	0	0	0	0	0	0	0	0	0	0	0	0	0
Other Sex Offenses	F	0	0	0	0	0	0	0	0	0	0	0	0	0
Drug Abuse Violations	M	0	0	0	0	0	0	0	0	0	0	0	0	0
Drug Abuse Violations	F	0	0	0	0	0	1	1	0	0	0	0	0	0
Gambling	M	0	0	0	0	0	0	0	0	0	0	0	0	0
Gambling	F	0	0	0	0	0	0	0	0	0	0	0	0	0
Offenses Against Family & Children	M	0	0	0	0	0	0	0	0	0	0	0	0	0
Offenses Against Family & Children	F	0	0	0	0	0	0	0	0	0	0	0	0	0
Driving Under the Influence	M	0	0	0	0	0	0	0	0	0	0	0	0	1
Driving Under the Influence	F	0	0	0	0	0	0	0	0	0	0	0	0	0
Liquor Laws	M	0	0	0	0	0	0	0	0	0	0	0	0	0
Liquor Laws	F	0	0	0	0	0	0	0	0	0	0	0	0	0
Drunkenness	M	0	0	0	0	0	0	0	0	0	0	0	0	0
Drunkenness	F	0	0	0	0	0	0	0	0	0	0	0	0	0
Disorderly Conduct	M	0	0	0	0	0	0	0	0	0	0	0	0	0
Disorderly Conduct	F	0	0	0	0	0	0	0	0	0	0	0	0	0
Vagrancy	M	0	0	0	0	0	0	0	0	0	0	0	0	0
Vagrancy	F	0	0	0	0	0	0	0	0	0	0	0	0	0
All Other Offenses (except Traffic)	M	0	0	1	0	1	2	4	0	0	0	0	0	0
All Other Offenses (except Traffic)	F	0	0	0	0	3	1	4	0	0	0	0	0	0
Suspicion	M	0	0	0	0	0	0	0	0	0	0	0	0	0
Suspicion	F	0	0	0	0	0	0	0	0	0	0	0	0	0
Curfew and Loitering Law Violations	M	0	0	0	0	0	0	0	0	0	0	0	0	0
Curfew and Loitering Law Violations	F	0	0	0	0	0	0	0	0	0	0	0	0	0
Runaway	M	0	0	0	0	0	0	0	0	0	0	0	0	0
Runaway	F	0	0	2	0	0	0	2	0	0	0	0	0	0
GRAND TOTAL		0	0	7	1	5	4	17	0	0	1	1		

\*The criminal statistics within this publication are only those criminal statistics reported to the Uniform Crime Reporting Program by the participating law enforcement agencies.



# TMCC PD Arrests By Offenses and Age

OFFENSE	SEX	9 & Under												
		10 -12	13-14	15	16	17	Total <18	18	19	20	21			
Murder	M	0	0	0	0	0	0	0	0	0	0	0	0	0
Murder	F	0	0	0	0	0	0	0	0	0	0	0	0	0
Manslaughter by Negligence	M	0	0	0	0	0	0	0	0	0	0	0	0	0
Manslaughter by Negligence	F	0	0	0	0	0	0	0	0	0	0	0	0	0
Forcible Rape	M	0	0	0	0	0	0	0	0	0	0	0	0	0
Forcible Rape	F	0	0	0	0	0	0	0	0	0	0	0	0	0
Robbery	M	0	0	0	0	0	0	0	0	0	0	0	0	0
Robbery	F	0	0	0	0	0	0	0	0	0	0	0	0	0
Aggravated Assault	M	0	0	0	0	0	0	0	0	0	0	0	0	0
Aggravated Assault	F	0	0	0	0	0	0	0	0	0	0	0	0	0
Other Assaults	M	0	0	0	0	0	0	0	0	0	0	0	0	0
Other Assaults	F	0	0	0	0	0	0	0	0	0	0	0	0	0
Burglary	M	0	0	0	0	0	0	0	0	0	0	0	0	0
Burglary	F	0	0	0	0	0	0	0	0	0	0	0	0	0
Larceny--Theft	M	0	0	0	0	0	0	0	0	0	0	1	0	0
Larceny--Theft	F	0	0	0	0	0	0	0	0	0	0	0	0	0
Motor Vehicle Theft	M	0	0	0	0	0	0	0	0	0	0	0	0	0
Motor Vehicle Theft	F	0	0	0	0	0	0	0	0	0	0	0	0	0
Arson	M	0	0	0	0	0	0	0	0	0	0	0	0	0
Arson	F	0	0	0	0	0	0	0	0	0	0	0	0	0
Forgery & Counterfeiting	M	0	0	0	0	0	0	0	0	0	0	0	0	0
Forgery & Counterfeiting	F	0	0	0	0	0	0	0	0	0	0	0	0	0
Fraud	M	0	0	0	0	0	0	0	0	0	0	0	0	0
Fraud	F	0	0	0	0	0	0	0	0	0	0	0	0	0
Embezzlement	M	0	0	0	0	0	0	0	0	0	0	0	0	0
Embezzlement	F	0	0	0	0	0	0	0	0	0	0	0	0	0
Stolen Property-Buy, Possess, Receive	M	0	0	0	0	0	0	0	0	0	0	0	0	0
Stolen Property-Buy, Possess, Receive	F	0	0	0	0	0	0	0	0	0	0	0	0	0
Vandalism	M	0	0	0	0	0	0	0	0	0	0	0	0	0
Vandalism	F	0	0	0	0	0	0	0	0	0	0	0	0	0
Weapons-carrying, possession, etc...	M	0	0	0	0	0	0	0	0	0	0	0	0	0
Weapons-carrying, possession, etc...	F	0	0	0	0	0	0	0	0	0	0	0	0	0
Prostitution & Commercialized Vice	M	0	0	0	0	0	0	0	0	0	0	0	0	0
Prostitution & Commercialized Vice	F	0	0	0	0	0	0	0	0	0	0	0	0	0
Other Sex Offenses	M	0	0	0	0	0	0	0	0	0	0	0	0	0
Other Sex Offenses	F	0	0	0	0	0	0	0	0	0	0	0	0	0
Drug Abuse Violations	M	0	0	0	0	0	0	0	0	0	0	0	0	0
Drug Abuse Violations	F	0	0	0	0	0	0	0	0	0	0	0	0	0
Gambling	M	0	0	0	0	0	0	0	0	0	0	0	0	0
Gambling	F	0	0	0	0	0	0	0	0	0	0	0	0	0
Offenses Against Family & Children	M	0	0	0	0	0	0	0	0	0	0	0	0	0
Offenses Against Family & Children	F	0	0	0	0	0	0	0	0	0	0	0	0	0
Driving Under the Influence	M	0	0	0	0	0	0	0	0	0	0	0	0	0
Driving Under the Influence	F	0	0	0	0	0	0	0	0	0	0	0	0	0
Liquor Laws	M	0	0	0	0	0	0	0	0	0	0	0	0	0
Liquor Laws	F	0	0	0	0	0	0	0	0	0	0	0	0	0
Drunkenness	M	0	0	0	0	0	0	0	0	0	0	0	0	0
Drunkenness	F	0	0	0	0	0	0	0	0	0	0	0	0	0
Disorderly Conduct	M	0	0	0	0	0	0	0	0	0	0	0	0	0
Disorderly Conduct	F	0	0	0	0	0	0	0	0	0	0	0	0	0
Vagrancy	M	0	0	0	0	0	0	0	0	0	0	0	0	0
Vagrancy	F	0	0	0	0	0	0	0	0	0	0	0	0	0
All Other Offenses (except Traffic)	M	0	0	0	0	0	0	0	0	0	0	0	0	0
All Other Offenses (except Traffic)	F	0	0	0	0	0	0	0	0	0	0	0	0	0
Suspicion	M	0	0	0	0	0	0	0	0	0	0	0	0	0
Suspicion	F	0	0	0	0	0	0	0	0	0	0	0	0	0
Curfew and Loitering Law Violations	M	0	0	0	0	0	0	0	0	0	0	0	0	0
Curfew and Loitering Law Violations	F	0	0	0	0	0	0	0	0	0	0	0	0	0
Runaway	M	0	0	0	0	0	0	0	0	0	0	0	0	0
Runaway	F	0	0	0	0	0	0	0	0	0	0	0	0	0
GRAND TOTAL		0	0	0	0	0	0	0	0	0	0	1	0	0

\*The criminal statistics within this publication are only those criminal statistics reported to the Uniform Crime Reporting Program by the participating law enforcement agencies.





# UNLV PD Arrests By Offenses and Age

OFFENSE	SEX	9 & Under												
		10 -12	13-14	15	16	17	Total <18	18	19	20	21			
Murder	M	0	0	0	0	0	0	0	0	0	0	0	0	0
Murder	F	0	0	0	0	0	0	0	0	0	0	0	0	0
Manslaughter by Negligence	M	0	0	0	0	0	0	0	0	0	0	0	0	0
Manslaughter by Negligence	F	0	0	0	0	0	0	0	0	0	0	0	0	0
Forcible Rape	M	0	0	0	0	0	0	0	0	0	0	1	0	0
Forcible Rape	F	0	0	0	0	0	0	0	0	0	0	0	0	0
Robbery	M	0	0	0	0	0	0	0	0	0	0	1	0	0
Robbery	F	0	0	0	0	0	0	0	0	0	0	0	0	0
Aggravated Assault	M	0	0	0	0	0	0	0	0	0	0	0	0	0
Aggravated Assault	F	0	0	0	0	0	0	0	0	0	0	0	0	0
Other Assaults	M	1	0	0	0	0	0	0	1	0	2	0	5	0
Other Assaults	F	0	0	0	0	0	0	0	0	0	0	1	1	0
Burglary	M	0	0	0	0	0	0	0	0	0	0	2	0	0
Burglary	F	0	0	0	0	0	0	0	0	0	0	0	0	0
Larceny--Theft	M	0	0	0	0	0	0	0	0	2	0	0	1	1
Larceny--Theft	F	0	0	0	0	0	0	0	0	1	0	0	0	0
Motor Vehicle Theft	M	0	0	0	0	0	0	1	1	4	1	1	1	1
Motor Vehicle Theft	F	0	0	0	0	0	1	0	1	0	0	0	0	0
Arson	M	0	0	0	0	0	0	0	0	0	0	0	0	0
Arson	F	0	0	0	0	0	0	0	0	0	0	0	0	0
Forgery & Counterfeiting	M	0	0	0	0	0	0	0	0	1	0	0	1	1
Forgery & Counterfeiting	F	0	0	0	0	0	0	0	0	0	0	0	0	0
Fraud	M	0	0	1	0	0	0	0	1	1	4	2	0	0
Fraud	F	0	0	0	0	0	0	0	0	2	2	0	0	0
Embezzlement	M	0	0	0	0	0	0	0	0	0	0	0	1	1
Embezzlement	F	0	0	0	0	0	0	0	0	0	0	0	0	0
Stolen Property-Buy, Possess, Receive	M	0	0	0	0	0	0	2	2	0	0	1	1	0
Stolen Property-Buy, Possess, Receive	F	0	0	0	0	0	0	0	0	0	0	0	0	0
Vandalism	M	0	0	2	1	1	0	0	4	0	0	0	1	1
Vandalism	F	0	0	0	0	0	0	0	0	0	0	0	0	0
Weapons-carrying, possession, etc...	M	0	0	0	0	0	0	0	0	1	3	1	3	3
Weapons-carrying, possession, etc...	F	0	0	0	0	0	0	0	0	0	0	0	0	0
Prostitution & Commercialized Vice	M	0	0	0	0	0	0	0	0	0	0	0	0	0
Prostitution & Commercialized Vice	F	0	0	0	0	0	0	0	0	0	0	0	0	0
Other Sex Offenses	M	0	0	0	0	0	0	0	0	0	0	0	1	1
Other Sex Offenses	F	0	0	0	0	0	0	0	0	0	0	0	0	0
Drug Abuse Violations	M	0	0	1	0	1	0	2	2	14	6	1	2	2
Drug Abuse Violations	F	0	0	0	0	0	1	1	1	4	1	0	0	0
Gambling	M	0	0	0	0	0	0	0	0	0	0	0	0	0
Gambling	F	0	0	0	0	0	0	0	0	0	0	0	0	0
Offenses Against Family & Children	M	0	0	0	0	0	0	0	0	0	0	0	0	0
Offenses Against Family & Children	F	0	0	0	0	0	0	0	0	0	0	0	0	0
Driving Under the Influence	M	0	0	0	0	0	0	0	0	0	1	4	3	3
Driving Under the Influence	F	0	0	0	0	0	0	0	0	0	0	0	0	0
Liquor Laws	M	0	0	0	1	1	1	2	4	22	4	9	2	2
Liquor Laws	F	0	0	1	1	0	1	3	3	15	9	4	0	0
Drunkenness	M	0	0	0	0	0	0	0	0	0	0	0	0	0
Drunkenness	F	0	0	0	0	0	0	0	0	1	1	0	0	0
Disorderly Conduct	M	0	0	0	0	0	0	0	0	1	2	1	1	1
Disorderly Conduct	F	0	0	0	0	0	0	0	0	0	1	0	0	0
Vagrancy	M	0	0	0	0	0	0	0	0	0	0	0	0	0
Vagrancy	F	0	0	0	0	0	0	0	0	0	0	0	0	0
All Other Offenses (except Traffic)	M	0	1	3	4	3	1	12	12	6	8	3	7	7
All Other Offenses (except Traffic)	F	0	0	0	0	0	1	1	1	0	0	1	1	1
Suspicion	M	0	0	0	0	0	0	0	0	0	0	0	0	0
Suspicion	F	0	0	0	0	0	0	0	0	0	0	0	0	0
Curfew and Loitering Law Violations	M	0	0	0	0	0	1	1	1	0	0	0	0	0
Curfew and Loitering Law Violations	F	0	0	0	0	0	1	1	1	0	0	0	0	0
Runaway	M	0	0	0	0	1	0	1	1	0	0	0	0	0
Runaway	F	0	0	1	0	0	0	1	1	0	0	0	0	0
<b>GRAND TOTAL</b>		<b>1</b>	<b>1</b>	<b>9</b>	<b>7</b>	<b>9</b>	<b>10</b>	<b>37</b>	<b>37</b>	<b>75</b>	<b>45</b>	<b>33</b>	<b>31</b>	<b>31</b>

\*The criminal statistics within this publication are only those criminal statistics reported to the Uniform Crime Reporting Program by the participating law enforcement agencies.

# UNLV PD Arrests By Offenses and Age

22	23	24	25-29	30-34	35-39	40-44	45-49	50-54	55-59	60-64	over 64	Total >18	Grand Total
0	0	0	0	0	0	0	0	0	0	0	0	0	0
0	0	0	0	0	0	0	0	0	0	0	0	0	0
0	0	0	0	0	0	0	0	0	0	0	0	0	0
0	0	0	0	0	0	0	0	0	0	0	0	0	0
0	0	0	0	0	0	0	0	0	0	0	0	1	1
0	0	0	0	0	0	0	0	0	0	0	0	0	0
0	0	0	0	0	0	0	0	0	0	0	0	1	1
0	0	0	0	0	0	0	1	0	0	0	0	1	1
0	0	0	0	0	0	1	0	0	0	0	0	1	1
1	1	0	7	4	2	2	3	1	0	0	1	29	30
0	0	0	1	1	1	0	0	0	0	1	0	6	6
0	0	0	0	1	0	1	0	0	0	0	0	4	4
0	0	0	0	0	0	0	0	0	0	0	0	0	0
2	1	0	1	0	0	1	0	0	1	0	0	9	9
0	0	0	0	0	0	0	0	0	0	0	0	1	1
0	1	0	1	0	0	0	0	0	0	0	0	9	10
0	0	0	0	0	0	0	0	0	0	0	0	0	1
0	0	0	0	0	0	0	1	0	0	0	0	1	1
0	0	0	0	0	0	0	0	0	0	0	0	0	0
1	0	0	0	0	0	0	0	0	0	0	0	3	3
0	0	0	0	0	0	0	0	0	0	0	0	0	0
1	1	0	0	1	0	2	1	0	0	0	0	13	14
0	0	0	0	0	0	0	0	0	0	0	0	4	4
0	0	0	0	0	0	0	0	0	0	0	0	1	1
0	0	0	0	0	0	0	0	0	0	0	0	0	0
0	0	0	4	0	0	1	0	0	0	0	0	6	8
0	0	0	2	0	0	0	0	0	0	0	0	2	2
0	0	0	0	0	0	0	0	0	0	0	0	1	5
0	0	0	0	0	0	0	0	0	0	0	0	0	0
0	0	0	1	0	0	1	1	0	0	0	0	11	11
0	0	0	0	0	0	0	0	0	0	0	0	0	0
0	0	0	0	0	0	0	0	0	0	0	0	0	0
0	0	0	0	0	0	0	0	0	0	0	0	0	0
0	0	0	0	1	1	1	0	1	1	0	0	6	6
0	0	0	0	0	0	0	0	0	0	0	0	0	0
1	1	7	5	2	3	0	3	0	1	0	0	46	48
0	0	1	4	0	0	0	0	0	0	0	0	10	11
0	0	0	0	0	0	0	0	0	0	0	0	0	0
0	0	0	0	0	0	0	0	0	0	0	0	0	0
0	0	0	0	0	0	0	0	0	0	0	0	0	0
6	2	2	11	8	6	4	6	4	0	0	1	58	58
0	1	0	3	5	2	0	1	0	0	0	0	12	12
1	1	1	0	0	2	4	0	1	0	0	2	49	53
1	0	0	0	0	0	0	0	0	0	0	0	29	32
1	0	0	0	0	0	0	0	0	0	0	0	1	1
0	0	0	0	0	0	0	0	0	0	0	0	2	2
1	1	1	1	0	1	0	0	0	0	0	0	10	10
0	0	0	0	0	0	0	0	0	0	0	0	1	1
0	0	0	0	0	1	0	0	0	0	0	0	1	1
0	0	0	0	0	0	0	0	0	0	0	0	0	0
4	3	2	15	17	33	15	15	5	3	1	1	138	150
0	0	2	0	0	1	2	2	1	0	0	0	10	11
0	0	0	0	0	0	0	0	0	0	0	0	0	0
0	0	0	0	0	0	0	0	0	0	0	0	0	0
0	0	0	0	0	0	0	0	0	0	0	0	0	1
0	0	0	0	0	0	0	0	0	0	0	0	0	1
0	0	0	0	0	0	0	0	0	0	0	0	0	1
0	0	0	0	0	0	0	0	0	0	0	0	0	1
20	13	16	56	40	53	35	34	13	6	2	5	477	514

# UNR PD Arrests By Offenses and Age

OFFENSE	SEX	9 & Under												
		10 -12	13-14	15	16	17	Total <18	18	19	20	21			
Murder	M	0	0	0	0	0	0	0	0	0	0	0	0	0
	F	0	0	0	0	0	0	0	0	0	0	0	0	0
Manslaughter by Negligence	M	0	0	0	0	0	0	0	0	0	0	0	0	0
	F	0	0	0	0	0	0	0	0	0	0	0	0	0
Forcible Rape	M	0	0	0	0	0	0	0	0	0	0	0	0	0
	F	0	0	0	0	0	0	0	0	0	0	0	0	0
Robbery	M	0	0	0	0	0	0	0	0	0	0	0	0	0
	F	0	0	0	0	0	0	0	0	0	0	0	0	0
Aggravated Assault	M	0	0	0	0	0	0	1	1	0	0	0	0	1
	F	0	0	0	0	0	0	0	0	0	0	0	0	0
Other Assaults	M	0	1	1	0	0	0	0	2	1	1	0	0	1
	F	0	0	0	0	0	0	0	0	0	0	0	0	0
Burglary	M	0	0	0	0	0	0	0	0	1	1	0	0	0
	F	0	0	0	0	0	0	0	0	0	0	0	0	1
Larceny--Theft	M	0	0	0	0	0	0	1	1	0	1	0	0	0
	F	0	0	0	0	0	0	0	0	0	0	0	0	0
Motor Vehicle Theft	M	0	1	0	1	0	0	0	2	0	0	1	0	0
	F	0	0	0	0	0	0	0	0	0	0	0	0	0
Arson	M	0	0	0	0	0	0	0	0	0	0	0	0	0
	F	0	0	0	0	0	0	0	0	0	0	0	0	0
Forgery & Counterfeiting	M	0	0	0	0	0	0	0	0	0	0	0	0	0
	F	0	0	0	0	0	0	0	0	0	0	0	0	0
Fraud	M	0	0	0	0	0	0	0	0	3	3	3	0	0
	F	0	0	0	0	0	0	0	0	1	1	1	0	0
Embezzlement	M	0	0	0	0	0	0	0	0	0	0	0	0	0
	F	0	0	0	0	0	0	0	0	0	0	0	0	0
Stolen Property-Buy, Possess, Receive	M	0	0	0	0	0	0	0	0	0	0	0	0	0
	F	0	0	0	0	0	0	0	0	0	0	0	0	1
Vandalism	M	0	0	0	0	0	0	0	0	0	0	0	0	0
	F	0	0	0	0	0	0	0	0	0	0	0	0	0
Weapons-carrying, possession, etc...	M	0	0	0	0	0	0	0	0	0	0	0	0	0
	F	0	0	0	0	0	0	0	0	0	0	0	0	0
Prostitution & Commercialized Vice	M	0	0	0	0	0	0	0	0	0	0	0	0	0
	F	0	0	0	0	0	0	0	0	0	0	0	0	0
Other Sex Offenses	M	0	0	0	0	0	0	0	0	0	0	0	0	0
	F	0	0	0	0	0	0	0	0	0	0	0	0	0
Drug Abuse Violations	M	0	0	0	0	0	2	2	4	8	8	0	0	2
	F	0	0	0	0	0	0	0	0	0	0	0	0	2
Gambling	M	0	0	0	0	0	0	0	0	0	0	0	0	0
	F	0	0	0	0	0	0	0	0	0	0	0	0	0
Offenses Against Family & Children	M	0	0	0	0	0	0	0	0	0	0	1	0	0
	F	0	0	0	0	0	0	0	0	0	0	0	0	0
Driving Under the Influence	M	0	0	0	0	0	0	0	0	6	4	4	7	7
	F	0	0	0	0	0	0	2	2	1	3	3	1	1
Liquor Laws	M	0	0	0	0	0	0	1	1	8	10	7	0	0
	F	0	0	0	0	0	0	1	1	5	4	1	0	0
Drunkenness	M	0	0	0	0	0	0	0	0	0	0	0	0	0
	F	0	0	0	0	0	0	0	0	0	0	0	0	0
Disorderly Conduct	M	0	0	0	0	0	0	0	0	0	0	0	0	0
	F	0	0	0	0	0	0	0	0	0	0	0	0	0
Vagrancy	M	0	0	0	0	0	0	0	0	0	0	0	0	0
	F	0	0	0	0	0	0	0	0	0	0	0	0	0
All Other Offenses (except Traffic)	M	0	0	1	0	1	2	4	4	2	6	15	5	5
	F	0	0	2	0	0	2	4	4	0	1	1	0	0
Suspicion	M	0	0	0	0	0	0	0	0	0	0	0	0	0
	F	0	0	0	0	0	0	0	0	0	0	0	0	0
Curfew and Loitering Law Violations	M	0	0	1	0	0	0	1	1	0	0	0	0	0
	F	0	0	1	1	0	0	2	2	0	0	0	0	0
Runaway	M	0	0	0	0	0	0	0	0	0	0	0	0	0
	F	0	0	0	0	0	0	0	0	0	0	0	0	0
<b>GRAND TOTAL</b>		<b>0</b>	<b>2</b>	<b>6</b>	<b>2</b>	<b>3</b>	<b>12</b>	<b>25</b>	<b>36</b>	<b>43</b>	<b>37</b>	<b>21</b>		

\*The criminal statistics within this publication are only those criminal statistics reported to the Uniform Crime Reporting Program by the participating law enforcement agencies.

# UNR PD Arrests By Offenses and Age

22	23	24	25-29	30-34	35-39	40-44	45-49	50-54	55-59	60-64	over 64	Total >18	Grand Total
0	0	0	0	0	0	0	0	0	0	0	0	0	0
0	0	0	0	0	0	0	0	0	0	0	0	0	0
0	0	0	0	0	0	0	0	0	0	0	0	0	0
0	0	0	0	0	0	0	0	0	0	0	0	0	0
0	0	0	0	0	0	0	0	0	0	0	0	0	0
0	0	0	0	0	0	0	0	0	0	0	0	0	0
0	1	0	0	0	0	0	0	0	0	0	0	2	3
0	0	0	0	0	0	0	0	0	0	0	0	0	0
0	0	2	2	1	1	0	0	0	0	0	0	9	11
0	0	0	0	1	0	0	0	0	0	0	0	1	1
0	0	0	0	1	0	0	0	0	0	0	0	3	3
0	0	0	0	0	0	0	0	0	0	0	0	1	1
0	0	0	1	0	0	0	0	0	0	0	0	2	3
0	0	0	0	1	0	0	0	0	0	0	0	1	1
0	0	0	2	0	0	0	0	0	0	0	0	3	5
0	0	0	0	0	0	0	0	0	0	0	0	0	0
0	0	0	0	0	0	0	0	0	0	0	0	0	0
0	0	0	0	0	0	0	0	0	0	0	0	0	0
0	0	0	0	0	0	0	0	0	0	0	0	0	0
0	0	0	0	0	0	0	0	0	0	0	0	0	0
1	0	0	0	0	0	0	0	0	0	0	0	10	10
0	0	0	0	0	0	0	0	0	0	0	0	3	3
0	0	0	0	0	0	0	0	0	0	0	0	0	0
0	0	0	0	0	0	0	0	0	0	0	0	0	0
0	0	0	2	0	0	2	1	0	0	0	0	5	5
0	0	0	0	0	0	0	0	0	0	0	0	1	1
0	0	1	0	0	0	0	0	0	0	0	0	1	1
0	0	0	0	0	0	0	0	0	0	0	0	0	0
0	0	0	0	0	0	0	0	0	0	0	0	0	0
0	0	0	0	0	0	0	0	0	0	0	0	0	0
0	0	0	0	0	0	0	0	0	0	0	0	0	0
0	0	0	0	0	0	0	0	0	0	0	0	0	0
0	0	0	0	0	0	0	0	0	0	0	0	0	0
1	0	1	3	0	1	8	2	0	0	0	0	34	38
0	0	1	0	0	0	1	0	0	0	0	0	4	4
0	0	0	0	0	0	0	0	0	0	0	0	0	0
0	0	0	0	0	0	0	0	0	0	0	0	0	0
1	0	0	1	0	0	0	1	0	0	1	0	5	5
0	0	0	0	0	0	1	0	0	0	0	0	1	1
7	7	2	10	7	4	2	4	0	0	0	0	64	64
0	3	2	0	1	0	0	0	1	0	0	0	15	17
0	0	0	0	0	0	1	0	0	0	0	0	26	27
0	0	0	0	0	0	0	0	0	0	0	0	10	11
0	0	0	0	0	0	1	0	0	0	0	0	1	1
0	0	0	0	0	0	1	0	0	0	0	0	1	1
0	0	0	0	0	0	0	1	0	0	0	0	1	1
0	0	0	0	0	1	0	0	0	0	0	0	1	1
0	0	0	0	0	0	0	0	0	0	0	0	0	0
9	5	5	9	11	11	20	5	3	0	2	0	108	112
0	0	2	2	1	2	1	0	0	0	0	0	10	14
0	0	0	0	0	0	0	0	0	0	0	0	0	0
0	0	0	0	0	0	0	0	0	0	0	0	0	0
0	0	0	0	0	0	0	0	0	0	0	0	0	1
0	0	0	0	0	0	0	0	0	0	0	0	0	2
0	0	0	0	0	0	0	0	0	0	0	0	0	0
0	0	0	0	0	0	0	0	0	0	0	0	0	0
19	16	16	32	24	20	38	14	4	0	3	0	323	348

# Washoe Schools PD Arrests By Offenses and Age

OFFENSE	SEX	9 & Under												
		10 -12	13-14	15	16	17	Total <18	18	19	20	21			
Murder	M	0	0	0	0	0	0	0	0	0	0	0	0	0
Murder	F	0	0	0	0	0	0	0	0	0	0	0	0	0
Manslaughter by Negligence	M	0	0	0	0	0	0	0	0	0	0	0	0	0
Manslaughter by Negligence	F	0	0	0	0	0	0	0	0	0	0	0	0	0
Forcible Rape	M	0	0	0	0	0	0	0	0	0	0	0	0	0
Forcible Rape	F	0	0	0	0	0	0	0	0	0	0	0	0	0
Robbery	M	0	0	1	1	0	0	2	0	0	0	0	0	0
Robbery	F	0	0	0	0	0	0	0	0	0	0	0	0	0
Aggravated Assault	M	0	1	4	1	1	0	7	1	0	0	0	0	0
Aggravated Assault	F	0	0	0	1	1	0	2	0	0	0	0	0	0
Other Assaults	M	22	35	49	46	48	39	239	4	1	0	0	0	0
Other Assaults	F	0	10	40	22	15	6	93	3	1	0	0	0	0
Burglary	M	0	0	1	7	0	1	9	0	0	1	1	0	0
Burglary	F	0	0	1	2	0	0	3	0	0	0	0	0	0
Larceny--Theft	M	0	14	17	20	8	4	63	0	0	0	0	0	0
Larceny--Theft	F	2	12	8	2	3	2	29	0	0	0	0	0	0
Motor Vehicle Theft	M	0	0	0	0	0	0	0	0	0	0	0	0	0
Motor Vehicle Theft	F	0	0	0	0	0	0	0	0	0	0	0	0	0
Arson	M	2	2	4	2	1	0	11	0	0	0	0	0	0
Arson	F	0	0	2	1	2	0	5	1	0	0	0	0	0
Forgery & Counterfeiting	M	0	0	0	0	1	0	1	0	0	0	0	0	0
Forgery & Counterfeiting	F	0	0	0	0	0	0	0	0	0	0	0	0	0
Fraud	M	0	0	0	0	0	0	0	0	0	0	0	0	0
Fraud	F	0	0	0	0	0	0	0	0	0	0	0	0	0
Embezzlement	M	0	0	0	0	0	0	0	0	0	0	0	0	0
Embezzlement	F	0	0	0	0	0	0	0	0	0	0	0	0	0
Stolen Property-Buy, Possess, Receive	M	0	0	1	3	0	1	5	0	0	0	0	0	0
Stolen Property-Buy, Possess, Receive	F	0	0	0	1	0	0	1	0	0	0	0	0	0
Vandalism	M	0	1	7	1	1	2	12	3	0	0	0	0	0
Vandalism	F	0	0	0	0	0	0	0	0	0	0	0	0	0
Weapons-carrying, possession, etc...	M	0	14	6	4	3	7	34	2	0	0	0	0	0
Weapons-carrying, possession, etc...	F	0	0	0	1	0	1	2	0	0	0	0	0	0
Prostitution & Commercialized Vice	M	0	0	0	0	0	0	0	0	0	0	0	0	0
Prostitution & Commercialized Vice	F	0	0	0	0	0	0	0	0	0	0	0	0	0
Other Sex Offenses	M	0	0	0	0	0	0	0	0	1	0	0	0	0
Other Sex Offenses	F	0	0	0	0	0	0	0	0	0	0	0	0	0
Drug Abuse Violations	M	0	4	34	19	21	11	89	4	0	1	0	0	0
Drug Abuse Violations	F	0	3	17	10	6	5	41	0	0	0	0	0	0
Gambling	M	0	0	0	0	0	0	0	0	0	0	0	0	0
Gambling	F	0	0	0	0	0	0	0	0	0	0	0	0	0
Offenses Against Family & Children	M	0	0	0	0	0	0	0	0	0	0	0	0	0
Offenses Against Family & Children	F	0	0	0	0	0	0	0	0	0	0	0	0	0
Driving Under the Influence	M	0	0	0	0	0	0	0	0	0	0	0	0	0
Driving Under the Influence	F	0	0	0	0	0	0	0	0	0	0	0	0	0
Liquor Laws	M	0	0	8	9	13	10	40	3	1	1	0	0	0
Liquor Laws	F	0	0	5	6	11	3	25	0	0	0	0	0	0
Drunkenness	M	0	0	0	0	0	0	0	0	0	0	0	0	0
Drunkenness	F	0	0	0	1	0	0	1	0	0	0	0	0	0
Disorderly Conduct	M	0	0	1	0	0	0	1	0	0	0	0	0	0
Disorderly Conduct	F	0	0	0	0	0	0	0	0	0	0	0	0	0
Vagrancy	M	0	0	0	0	0	0	0	0	0	0	0	0	0
Vagrancy	F	0	0	0	0	0	0	0	0	0	0	0	0	0
All Other Offenses (except Traffic)	M	14	76	165	117	98	47	517	22	10	4	2	0	0
All Other Offenses (except Traffic)	F	0	22	70	44	35	19	190	4	0	1	0	0	0
Suspicion	M	0	0	0	0	0	0	0	0	0	0	0	0	0
Suspicion	F	0	0	0	0	0	0	0	0	0	0	0	0	0
Curfew and Loitering Law Violations	M	0	0	13	33	29	12	87	0	0	0	0	0	0
Curfew and Loitering Law Violations	F	0	2	13	16	14	3	48	0	0	0	0	0	0
Runaway	M	0	0	2	2	1	1	6	0	0	0	0	0	0
Runaway	F	0	1	2	2	2	3	10	0	0	0	0	0	0
GRAND TOTAL		40	197	471	374	314	177	1,573	47	14	8	3		

\*The criminal statistics within this publication are only those criminal statistics reported to the Uniform Crime Reporting Program by the participating law enforcement agencies.

# Washoe Schools PD Arrests By Offenses and Age

												over		
22	23	24	25-29	30-34	35-39	40-44	45-49	50-54	55-59	60-64	64	Total >18	Grand Total	
0	0	0	0	0	0	0	0	0	0	0	0	0	0	
0	0	0	0	0	0	0	0	0	0	0	0	0	0	
0	0	0	0	0	0	0	0	0	0	0	0	0	0	
0	0	0	0	0	0	0	0	0	0	0	0	0	0	
0	0	0	0	0	0	0	0	0	0	0	0	0	0	
0	0	0	0	0	0	0	0	0	0	0	0	0	2	
0	0	0	0	0	0	0	0	0	0	0	0	0	0	
0	0	0	0	0	0	0	0	0	0	0	0	1	8	
0	0	0	0	0	0	0	0	0	0	0	0	0	2	
0	0	0	0	0	0	0	0	0	0	0	2	7	246	
0	0	0	0	0	0	1	0	1	0	0	1	7	100	
1	0	0	0	0	0	0	0	0	0	0	0	3	12	
0	0	0	0	0	0	0	0	0	0	0	0	0	3	
0	0	0	0	1	0	0	0	0	0	0	1	2	65	
0	0	1	0	0	0	0	0	0	0	0	0	1	30	
0	0	0	0	0	0	0	0	0	0	0	0	0	0	
0	0	0	0	0	0	0	0	0	0	0	0	0	0	
0	1	0	0	0	0	0	0	0	0	0	0	1	12	
0	0	0	0	0	0	0	0	0	0	0	0	1	6	
0	0	0	0	0	0	0	0	0	0	0	0	0	1	
0	0	0	0	0	0	0	0	0	0	0	0	0	0	
0	0	0	0	0	1	0	0	0	0	0	0	1	1	
0	0	0	0	0	0	0	0	0	0	0	0	0	0	
0	0	0	0	0	0	0	0	0	0	0	0	0	0	
0	0	0	0	0	0	0	0	0	0	0	0	0	0	
0	0	0	0	0	0	0	0	0	0	0	0	0	5	
0	0	0	0	0	0	0	0	0	0	0	0	0	1	
0	0	0	0	0	0	0	0	0	0	0	0	3	15	
0	0	0	0	0	0	0	0	0	0	0	0	0	0	
1	0	0	1	0	0	0	0	0	1	0	1	6	40	
0	0	0	1	0	1	1	0	0	0	0	0	3	5	
0	0	0	0	0	0	0	0	0	0	0	0	0	0	
0	0	0	0	0	0	0	0	0	0	0	0	0	0	
0	0	0	0	0	0	0	0	0	0	0	0	1	1	
0	0	0	0	0	0	0	0	0	0	0	0	0	0	
1	0	0	0	0	1	0	0	0	0	0	1	8	97	
0	0	0	0	0	0	0	0	0	0	0	0	0	41	
0	0	0	0	0	0	0	0	0	0	0	0	0	0	
0	0	0	0	0	0	0	0	0	0	0	0	0	0	
0	0	0	0	0	0	0	0	0	0	0	0	0	0	
0	0	0	0	0	0	0	0	0	0	0	0	0	0	
0	0	0	0	0	0	0	0	0	0	0	0	0	0	
0	0	0	0	0	0	0	0	0	0	0	0	0	0	
0	0	0	0	0	0	0	0	0	0	0	0	0	0	
0	0	0	0	0	0	0	0	0	0	0	0	0	0	
0	0	0	0	0	0	0	0	0	0	0	0	0	0	
0	0	0	0	0	0	0	0	0	0	0	0	0	0	
0	0	0	0	0	0	0	0	0	0	0	0	0	0	
0	0	0	0	0	0	0	0	0	0	0	0	0	0	
1	1	1	2	2	0	1	0	1	0	0	9	56	573	
0	0	0	1	0	0	0	1	0	0	0	4	11	201	
0	0	0	0	0	0	0	0	0	0	0	0	0	0	
0	0	0	0	0	0	0	0	0	0	0	0	0	0	
0	0	0	0	0	0	0	0	0	0	0	0	0	87	
0	0	0	0	0	0	0	0	0	0	0	0	0	48	
0	0	0	0	0	0	0	0	0	0	0	0	0	6	
0	0	0	0	0	0	0	0	0	0	0	0	0	10	
4	2	2	5	3	3	4	1	2	1	0	19	118	1,691	

# Washoe Co SO Arrests By Offenses and Age

OFFENSE	SEX	9 & Under										18	19	20	21
		Under	10 -12	13-14	15	16	17	Total <18							
Murder	M	0	0	1	1	0	0	2	0	2	0	0			
	F	0	0	3	2	0	1	6	0	0	0	0			
Manslaughter by Negligence	M	0	0	0	1	1	2	4	0	0	0	0			
	F	0	3	4	1	1	1	10	0	0	0	0			
Forcible Rape	M	0	0	0	0	0	1	1	0	1	1	0			
	F	0	0	0	0	0	0	0	0	0	0	0			
Robbery	M	0	0	0	0	0	1	1	0	0	0	0			
	F	0	0	0	0	0	0	0	0	0	1	1			
Aggravated Assault	M	0	2	2	1	12	7	24	4	13	17	9			
	F	0	1	6	1	2	1	11	0	0	3	5			
Other Assaults	M	0	2	5	5	2	4	18	1	3	1	5			
	F	0	1	0	3	3	1	8	1	1	0	1			
Burglary	M	0	4	6	6	16	6	38	12	5	3	0			
	F	0	1	3	0	1	0	5	2	1	1	0			
Larceny--Theft	M	2	0	3	4	9	2	20	6	8	3	2			
	F	0	0	3	0	1	0	4	1	0	2	2			
Motor Vehicle Theft	M	0	0	4	0	3	1	8	0	0	0	0			
	F	0	0	0	0	0	0	0	0	0	0	0			
Arson	M	0	0	0	0	0	0	0	1	1	0	0			
	F	0	0	0	0	0	0	0	0	0	0	0			
Forgery & Counterfeiting	M	0	0	0	0	0	1	1	0	0	0	0			
	F	0	0	1	0	0	0	1	0	0	0	0			
Fraud	M	0	0	2	0	0	5	7	4	4	7	2			
	F	0	0	1	0	0	0	1	2	1	3	3			
Embezzlement	M	0	0	0	0	0	0	0	0	0	0	2			
	F	0	0	0	0	0	0	0	0	0	0	0			
Stolen Property-Buy, Possess, Receive	M	0	0	3	4	5	4	16	8	9	6	6			
	F	0	0	0	0	1	1	2	0	2	0	1			
Vandalism	M	1	3	3	2	2	3	14	1	4	2	3			
	F	0	0	0	0	0	0	0	0	0	0	1			
Weapons-carrying, possession, etc...	M	0	0	0	1	2	2	5	0	0	0	2			
	F	0	0	0	0	0	0	0	0	0	0	0			
Prostitution & Commercialized Vice	M	0	0	1	1	0	0	2	0	0	0	0			
	F	0	0	0	0	0	0	0	0	0	0	0			
Other Sex Offenses	M	0	0	1	0	1	0	2	2	1	0	3			
	F	0	0	0	1	0	0	1	0	0	0	0			
Drug Abuse Violations	M	0	0	5	6	1	2	14	8	6	9	5			
	F	0	0	0	0	3	0	3	0	1	1	0			
Gambling	M	0	0	0	0	0	0	0	0	0	0	0			
	F	0	0	0	0	0	0	0	0	0	0	0			
Offenses Against Family & Children	M	0	0	0	0	0	0	0	2	0	2	3			
	F	0	0	0	0	1	0	1	2	0	0	1			
Driving Under the Influence	M	0	0	0	0	1	3	4	6	11	9	17			
	F	0	0	0	0	0	1	1	0	2	1	6			
Liquor Laws	M	0	0	8	4	5	10	27	14	26	16	0			
	F	0	0	2	4	10	0	16	3	3	5	0			
Drunkenness	M	0	0	0	0	0	0	0	0	0	0	0			
	F	0	0	0	0	0	0	0	0	0	0	0			
Disorderly Conduct	M	0	0	0	0	0	0	0	0	0	1	0			
	F	0	0	0	0	0	0	0	0	0	0	0			
Vagrancy	M	0	0	0	0	0	0	0	0	0	0	0			
	F	0	0	0	0	0	0	0	0	0	0	0			
All Other Offenses (except Traffic)	M	0	3	7	6	11	5	32	53	82	83	100			
	F	0	1	5	2	5	3	16	4	28	35	40			
Suspicion	M	0	0	0	0	0	0	0	0	0	0	0			
	F	0	0	0	0	0	0	0	0	0	0	0			
Curfew and Loitering Law Violations	M	0	4	5	10	7	3	29	0	0	0	0			
	F	0	1	5	4	9	6	25	0	0	0	0			
Runaway	M	0	1	8	0	2	6	17	0	0	0	0			
	F	0	3	7	5	14	6	35	0	0	0	0			
<b>GRAND TOTAL</b>		<b>3</b>	<b>30</b>	<b>104</b>	<b>75</b>	<b>131</b>	<b>89</b>	<b>432</b>	<b>137</b>	<b>215</b>	<b>212</b>	<b>220</b>			

\*The criminal statistics within this publication are only those criminal statistics reported to the Uniform Crime Reporting Program by the participating law enforcement agencies.



# Washoe Co SO Arrests By Offenses and Age

												over		
22	23	24	25-29	30-34	35-39	40-44	45-49	50-54	55-59	60-64	64	Total >18	Grand Total	
1	0	0	1	0	0	0	0	2	1	1	0	8	10	
0	0	1	0	0	0	0	0	0	0	0	0	1	7	
0	0	0	0	1	0	0	0	0	0	0	0	1	5	
0	0	0	0	0	0	0	0	0	0	0	0	0	10	
0	1	0	3	2	2	3	2	0	1	1	0	17	18	
0	0	0	0	0	1	0	0	0	0	0	0	1	1	
1	1	1	3	2	2	2	0	0	0	0	0	12	13	
1	0	0	1	1	0	0	0	0	0	0	0	5	5	
16	10	3	32	40	30	40	15	10	2	1	2	244	268	
1	1	1	3	5	6	8	7	2	0	0	0	42	53	
2	5	3	12	23	27	22	11	12	3	2	0	132	150	
1	1	1	5	8	8	7	4	0	0	0	0	38	46	
6	2	7	15	8	10	9	4	3	2	0	0	86	124	
3	1	1	6	1	2	1	0	2	0	0	0	21	26	
5	6	5	8	5	4	1	9	2	0	0	2	66	86	
2	0	0	3	4	3	4	1	1	0	0	0	23	27	
0	0	0	1	0	1	0	0	0	0	0	0	2	10	
0	0	0	1	0	0	0	0	0	0	0	0	1	1	
0	0	0	1	1	0	0	0	0	0	0	0	4	4	
0	0	0	0	0	0	0	0	0	0	0	0	0	0	
0	0	0	0	0	0	1	0	1	0	1	0	3	4	
0	0	0	0	0	0	0	0	0	0	0	0	0	1	
7	0	5	10	29	10	19	8	9	0	3	1	118	125	
3	3	4	17	13	22	22	7	3	1	0	1	105	106	
0	0	0	4	2	2	1	2	2	1	0	0	16	16	
0	0	0	2	2	2	1	2	0	1	0	0	10	10	
6	0	4	22	17	9	30	1	4	0	0	0	122	138	
0	1	1	6	4	2	0	1	0	0	0	0	18	20	
2	0	0	4	4	2	3	5	1	2	0	0	33	47	
1	0	0	0	0	0	2	0	0	0	0	0	4	4	
0	0	1	3	3	3	5	2	1	0	0	0	20	25	
0	0	0	0	0	0	1	0	0	0	0	0	1	1	
0	0	0	0	0	0	0	0	0	0	0	0	0	2	
0	0	0	0	0	0	0	0	0	0	0	0	0	0	
0	1	0	2	5	2	1	1	3	2	0	0	23	25	
0	0	0	0	1	0	1	0	0	0	0	0	2	3	
6	1	5	15	14	7	17	8	1	1	0	0	103	117	
1	0	0	4	1	8	2	3	1	0	0	0	22	25	
0	0	0	0	0	0	0	0	0	0	0	0	0	0	
0	0	0	0	0	0	0	0	0	0	0	0	0	0	
0	4	1	3	4	3	4	2	0	0	0	0	28	28	
0	2	0	6	1	2	4	2	1	0	0	0	21	22	
22	16	15	62	46	51	57	36	33	22	5	10	418	422	
3	3	4	13	12	16	18	11	11	2	0	3	105	106	
0	1	0	0	1	0	1	0	0	1	0	0	60	87	
0	0	0	1	1	0	1	0	0	0	0	0	14	30	
0	0	0	0	0	0	0	0	0	0	0	0	0	0	
0	0	0	0	0	0	0	0	0	0	0	0	0	0	
0	2	2	1	0	0	0	0	0	0	0	0	6	6	
0	0	0	0	0	0	0	0	0	0	0	0	0	0	
0	0	0	0	0	0	0	0	0	0	0	0	0	0	
0	0	0	0	0	0	0	0	0	0	0	0	0	0	
98	88	98	345	305	293	286	167	89	36	16	6	2,145	2,177	
38	20	19	96	110	104	90	43	14	6	2	1	650	666	
0	0	0	0	0	0	0	0	0	0	0	0	0	0	
0	0	0	0	0	0	0	0	0	0	0	0	0	0	
0	0	0	0	0	0	0	0	0	0	0	0	0	29	
0	0	0	0	0	0	0	0	0	0	0	0	0	25	
0	0	0	0	0	0	0	0	0	0	0	0	0	17	
0	0	0	0	0	0	0	0	0	0	0	0	0	35	
226	170	182	711	676	634	664	354	208	84	32	26	4,751	5,183	

# West Wendover PD Arrests By Offenses and Age

OFFENSE	SEX	9 & Under												
		10 -12	13-14	15	16	17	Total <18	18	19	20	21			
Murder	M	0	0	0	0	0	0	0	0	0	0	0	0	0
Murder	F	0	0	0	0	0	0	0	0	0	0	0	0	0
Manslaughter by Negligence	M	0	0	0	0	0	0	0	0	0	0	0	0	0
Manslaughter by Negligence	F	0	0	0	0	0	0	0	0	0	0	0	0	0
Forcible Rape	M	0	0	0	0	0	0	0	0	0	0	0	0	0
Forcible Rape	F	0	0	0	0	0	0	0	0	0	0	0	0	0
Robbery	M	0	0	0	0	0	0	0	0	0	0	0	0	0
Robbery	F	0	0	0	0	0	0	0	0	0	0	0	0	0
Aggravated Assault	M	1	0	0	0	0	0	0	1	0	2	1	1	1
Aggravated Assault	F	0	0	0	0	0	0	0	0	0	0	0	0	0
Other Assaults	M	2	0	1	2	1	0	6	2	0	2	0	0	0
Other Assaults	F	0	3	2	1	0	0	6	2	0	2	2	2	2
Burglary	M	1	9	2	1	1	0	14	0	1	0	1	1	1
Burglary	F	0	0	0	0	0	0	0	0	0	0	0	0	0
Larceny--Theft	M	1	6	6	2	3	2	20	2	3	0	2	2	2
Larceny--Theft	F	0	1	0	0	0	0	1	0	1	0	0	0	0
Motor Vehicle Theft	M	0	0	0	0	0	0	0	0	0	0	0	0	0
Motor Vehicle Theft	F	0	0	0	0	0	0	0	0	0	0	0	0	0
Arson	M	0	0	0	0	0	0	0	0	0	0	0	0	0
Arson	F	0	0	0	0	0	0	0	0	0	0	0	0	0
Forgery & Counterfeiting	M	0	0	0	0	0	0	0	0	1	0	1	0	1
Forgery & Counterfeiting	F	0	0	0	0	0	0	0	0	0	0	0	0	0
Fraud	M	0	0	0	0	1	0	1	0	0	2	0	0	0
Fraud	F	0	0	0	0	0	0	0	0	1	0	0	0	0
Embezzlement	M	0	0	0	0	0	1	1	1	1	2	2	2	2
Embezzlement	F	0	0	0	0	0	0	0	0	1	0	0	0	0
Stolen Property-Buy, Possess, Receive	M	0	0	0	1	0	0	1	0	0	0	0	0	0
Stolen Property-Buy, Possess, Receive	F	0	0	0	0	0	0	0	0	0	0	0	0	0
Vandalism	M	4	3	0	1	3	1	12	6	1	0	1	1	1
Vandalism	F	1	0	1	0	0	0	2	0	0	0	0	0	0
Weapons-carrying, possession, etc...	M	0	2	0	0	0	0	2	0	0	0	0	2	2
Weapons-carrying, possession, etc...	F	0	5	0	0	0	0	5	0	0	0	0	0	0
Prostitution & Commercialized Vice	M	0	0	0	0	0	0	0	0	0	0	0	0	0
Prostitution & Commercialized Vice	F	0	0	0	0	0	0	0	0	0	0	0	0	0
Other Sex Offenses	M	0	0	1	0	1	0	2	0	1	1	1	0	0
Other Sex Offenses	F	0	0	0	0	0	0	0	0	0	0	0	0	0
Drug Abuse Violations	M	0	0	0	1	3	5	9	0	1	0	3	3	3
Drug Abuse Violations	F	0	0	0	0	0	1	1	0	0	0	0	0	0
Gambling	M	0	0	0	0	1	0	1	0	1	0	0	0	0
Gambling	F	0	0	0	0	0	0	0	0	0	0	0	0	0
Offenses Against Family & Children	M	0	0	0	0	0	2	2	4	1	2	6	6	6
Offenses Against Family & Children	F	0	0	0	0	0	0	0	2	0	0	0	1	1
Driving Under the Influence	M	0	0	0	0	0	1	1	0	0	3	0	0	0
Driving Under the Influence	F	0	0	0	0	0	1	1	0	0	0	0	0	0
Liquor Laws	M	0	2	0	4	3	2	11	1	5	1	0	0	0
Liquor Laws	F	0	6	0	0	1	1	8	1	0	1	0	0	0
Drunkenness	M	0	0	0	0	0	0	0	0	0	0	0	0	0
Drunkenness	F	0	0	0	0	0	0	0	0	0	0	0	0	0
Disorderly Conduct	M	0	0	0	1	0	0	1	1	1	0	1	1	1
Disorderly Conduct	F	0	0	0	0	0	0	0	1	0	0	0	0	0
Vagrancy	M	0	0	0	0	0	0	0	0	0	0	0	0	0
Vagrancy	F	0	0	0	0	0	0	0	0	0	0	0	0	0
All Other Offenses (except Traffic)	M	3	3	1	1	0	2	10	0	6	3	2	2	2
All Other Offenses (except Traffic)	F	0	1	0	0	2	0	3	1	0	0	0	0	0
Suspicion	M	0	0	0	0	0	0	0	0	0	0	0	0	0
Suspicion	F	0	0	0	0	0	0	0	0	0	0	0	0	0
Curfew and Loitering Law Violations	M	0	0	0	4	2	1	7	0	0	0	0	0	0
Curfew and Loitering Law Violations	F	0	6	4	2	1	2	15	0	0	0	0	0	0
Runaway	M	0	0	1	1	0	0	2	0	0	0	0	0	0
Runaway	F	0	0	5	0	1	2	8	0	0	0	0	0	0
<b>GRAND TOTAL</b>		<b>13</b>	<b>47</b>	<b>24</b>	<b>22</b>	<b>24</b>	<b>24</b>	<b>154</b>	<b>24</b>	<b>28</b>	<b>20</b>	<b>25</b>		

\*The criminal statistics within this publication are only those criminal statistics reported to the Uniform Crime Reporting Program by the participating law enforcement agencies.

# West Wendover PD Arrests By Offenses and Age

22	23	24	25-29	30-34	35-39	40-44	45-49	50-54	55-59	60-64	over 64	Total >18	Grand Total
0	0	0	0	0	0	0	0	0	0	0	0	0	0
0	0	0	0	0	0	0	0	0	0	0	0	0	0
0	0	0	0	0	0	0	0	0	0	0	0	0	0
0	0	0	0	0	0	0	0	0	0	0	0	0	0
0	0	0	0	0	0	0	0	0	0	0	0	0	0
0	0	0	0	0	1	0	0	0	0	0	0	1	1
0	0	0	0	0	0	0	0	0	0	0	0	0	0
1	0	0	2	0	0	0	0	0	0	0	0	7	8
0	0	0	0	0	0	0	0	0	0	0	0	0	0
1	2	1	6	8	3	2	2	1	0	0	0	30	36
1	0	2	5	1	0	0	0	0	0	0	1	16	22
1	0	0	0	0	0	1	0	0	0	0	0	4	18
0	1	0	0	0	0	0	0	0	0	0	0	1	1
2	3	0	1	1	5	2	2	2	1	1	2	29	49
0	1	1	2	5	1	1	0	1	0	0	0	13	14
0	0	0	1	0	0	1	0	0	0	0	0	2	2
0	0	0	0	0	0	0	1	0	0	0	0	1	1
0	0	0	0	0	0	0	0	0	0	0	0	0	0
0	0	0	0	0	0	0	0	0	0	0	0	0	0
0	0	0	3	4	1	1	1	0	0	1	0	13	13
1	0	1	0	1	1	1	0	0	0	0	0	5	5
1	0	0	5	5	5	3	8	6	1	0	1	37	38
0	0	0	3	3	2	2	2	2	0	0	0	15	15
1	0	1	0	0	0	0	0	0	1	0	0	9	10
1	0	1	0	0	1	0	0	0	0	0	0	4	4
0	0	0	0	0	0	0	0	0	0	0	0	0	1
0	0	0	0	0	0	0	0	0	0	0	0	0	0
1	1	0	3	0	0	0	2	0	0	0	1	16	28
0	0	0	0	0	0	0	1	0	0	0	0	1	3
0	0	0	0	0	0	2	0	0	0	0	0	4	6
0	0	0	0	0	0	0	0	0	0	0	0	0	5
0	0	0	0	0	0	0	0	0	0	0	0	0	0
0	0	0	0	0	0	0	0	0	0	0	0	0	0
0	0	0	1	0	0	2	0	2	1	0	0	8	10
0	0	0	0	0	0	0	0	0	0	0	0	0	0
1	1	0	7	7	4	4	2	1	0	0	0	31	40
0	0	0	0	2	3	0	0	0	0	0	0	5	6
0	0	0	0	0	0	0	0	0	0	0	0	1	2
0	0	0	0	0	0	0	0	0	0	0	0	0	0
5	3	5	16	7	8	7	7	2	0	1	0	74	76
2	1	1	3	6	2	3	2	1	0	0	0	24	24
3	4	2	5	14	6	5	10	2	5	1	0	60	61
0	0	0	0	1	3	0	1	2	0	0	0	7	8
0	0	0	1	0	0	1	0	0	0	0	0	9	20
0	0	0	0	0	1	0	0	0	0	0	0	3	11
0	0	0	0	1	0	0	0	0	0	0	0	1	1
0	0	0	0	0	0	0	0	0	0	0	0	0	0
2	0	2	2	1	2	0	0	0	0	1	0	13	14
1	0	0	0	1	0	0	0	0	0	0	0	3	3
0	0	0	0	0	0	0	0	0	0	0	0	0	0
0	0	0	0	0	0	0	0	0	0	0	0	0	0
1	2	1	7	4	6	5	3	1	3	1	1	46	56
1	0	0	1	3	2	2	1	1	0	0	0	12	15
0	0	0	0	0	0	0	0	0	0	0	0	0	0
0	0	0	0	0	0	0	0	0	0	0	0	0	0
0	0	0	0	0	0	0	0	0	0	0	0	0	7
0	0	0	0	0	0	0	0	0	0	0	0	0	15
0	0	0	0	0	0	0	0	0	0	0	0	0	2
0	0	0	0	0	0	0	0	0	0	0	0	0	8
27	19	18	74	75	57	45	45	24	12	6	6	505	659

# White Pine Co SO Arrests By Offenses and Age

OFFENSE	SEX	9 & Under												
		10 -12	13-14	15	16	17	Total <18	18	19	20	21			
Murder	M	0	0	0	0	0	0	0	0	0	0	0	0	0
	F	0	0	0	0	0	0	0	0	0	0	0	0	0
Manslaughter by Negligence	M	0	0	0	0	0	0	0	0	0	0	0	0	0
	F	0	0	0	0	0	0	0	0	0	0	0	0	0
Forcible Rape	M	0	0	0	0	0	0	0	0	0	0	0	0	0
	F	0	0	0	0	0	0	0	0	0	0	0	0	0
Robbery	M	0	0	0	0	0	0	0	0	0	0	0	0	0
	F	0	0	0	0	0	0	0	0	0	0	0	0	0
Aggravated Assault	M	0	0	0	0	0	0	0	0	0	1	0	0	0
	F	0	0	0	0	0	0	0	0	0	0	0	0	0
Other Assaults	M	0	8	6	0	4	2	20	1	0	4	1		
	F	1	3	4	1	0	1	10	0	0	0	0		
Burglary	M	0	0	2	1	0	0	3	1	1	2	1		
	F	0	0	0	0	0	0	0	0	0	0	0		
Larceny--Theft	M	1	4	8	4	2	2	21	1	1	0	0		
	F	0	0	3	1	0	1	5	0	0	0	0		
Motor Vehicle Theft	M	0	0	0	0	1	2	3	0	0	0	0		
	F	0	0	0	0	0	0	0	0	0	0	0		
Arson	M	0	2	0	0	0	0	2	0	0	0	0		
	F	0	0	0	0	0	0	0	0	0	0	0		
Forgery & Counterfeiting	M	0	0	0	0	0	1	1	0	0	0	0		
	F	0	0	0	0	0	0	0	0	0	0	0		
Fraud	M	0	0	0	0	0	0	0	0	0	1	0		
	F	0	0	1	0	0	0	1	0	0	0	0		
Embezzlement	M	0	0	0	0	0	0	0	0	0	0	0		
	F	0	0	0	0	0	0	0	0	0	0	0		
Stolen Property-Buy, Possess, Receive	M	0	1	0	0	0	0	1	0	1	0	0		
	F	0	0	0	0	0	0	0	0	0	0	0		1
Vandalism	M	2	1	10	2	1	5	21	1	1	0	0		
	F	0	0	1	0	0	0	1	0	0	0	0		
Weapons-carrying, possession, etc...	M	0	1	0	0	0	0	1	0	0	0	0		
	F	0	0	0	0	0	0	0	0	0	0	0		
Prostitution & Commercialized Vice	M	0	0	0	0	0	0	0	0	0	0	0		
	F	0	0	0	0	0	0	0	0	0	0	0		
Other Sex Offenses	M	0	0	0	0	0	0	0	0	0	0	0		
	F	0	0	0	0	0	0	0	0	0	0	0		
Drug Abuse Violations	M	0	0	0	0	1	0	1	0	0	1	0		
	F	0	0	0	0	0	0	0	1	0	0	0		
Gambling	M	0	0	0	0	0	0	0	0	0	0	0		
	F	0	0	0	0	0	0	0	0	0	0	0		
Offenses Against Family & Children	M	0	0	0	0	0	0	0	0	0	0	0		
	F	0	0	0	0	0	0	0	0	0	0	0		
Driving Under the Influence	M	0	0	0	0	0	0	0	1	0	1	1		
	F	0	0	0	0	0	0	0	0	0	0	0		
Liquor Laws	M	0	0	0	2	1	3	6	0	0	0	0		
	F	0	0	0	0	1	0	1	0	0	0	0		
Drunkenness	M	0	1	4	1	7	16	29	1	1	2	0		
	F	0	0	1	1	5	9	16	0	0	0	0		
Disorderly Conduct	M	0	2	6	1	2	4	15	0	0	1	2		
	F	0	1	1	1	2	2	7	0	0	0	1		
Vagrancy	M	0	0	0	0	0	0	0	0	0	0	0		
	F	0	0	0	0	0	0	0	0	0	0	0		
All Other Offenses (except Traffic)	M	0	1	12	10	7	9	39	0	0	0	1		
	F	0	1	10	7	5	1	24	0	0	0	0		
Suspicion	M	0	1	4	0	1	4	10	0	0	0	0		
	F	0	0	1	0	1	0	2	0	0	0	0		
Curfew and Loitering Law Violations	M	0	0	3	2	2	0	7	0	0	0	0		
	F	0	0	5	1	6	2	14	0	0	0	0		
Runaway	M	0	0	0	0	1	1	2	0	0	0	0		
	F	0	0	1	1	1	4	7	0	0	0	0		
<b>GRAND TOTAL</b>		<b>4</b>	<b>27</b>	<b>83</b>	<b>36</b>	<b>51</b>	<b>69</b>	<b>270</b>	<b>7</b>	<b>6</b>	<b>12</b>	<b>8</b>		

\*The criminal statistics within this publication are only those criminal statistics reported to the Uniform Crime Reporting Program by the participating law enforcement agencies.

# White Pine Co SO Arrests By Offenses and Age

22	23	24	25-29	30-34	35-39	40-44	45-49	50-54	55-59	60-64	over 64	Total >18	Grand Total
0	0	0	0	0	0	0	0	0	0	0	0	0	0
0	0	0	0	0	0	0	0	0	0	0	0	0	0
0	0	0	0	0	0	0	0	0	0	0	0	0	0
0	0	0	0	0	0	0	1	0	0	0	0	1	1
0	0	0	0	0	0	0	0	0	0	0	0	0	0
0	0	0	0	2	0	0	0	0	0	0	0	2	2
0	0	0	0	0	0	0	0	0	0	0	0	0	0
0	0	1	1	2	1	2	0	1	1	0	0	10	10
0	0	0	0	0	1	0	0	0	0	0	0	1	1
1	0	0	4	4	3	5	1	1	1	0	0	26	46
0	0	0	1	0	3	3	0	1	0	0	0	8	18
0	0	0	0	1	0	0	1	0	1	0	0	8	11
0	0	0	0	1	0	0	0	0	0	0	0	1	1
0	0	0	0	1	0	0	0	0	1	0	0	4	25
0	0	0	1	0	1	0	0	0	0	0	0	2	7
0	0	0	1	0	0	0	0	0	0	0	0	1	4
0	0	0	0	0	0	0	0	0	0	0	0	0	0
0	0	0	0	0	0	0	0	0	0	0	0	0	2
0	0	0	1	0	0	0	0	0	0	0	0	1	1
0	0	0	0	0	0	0	0	0	0	0	0	0	1
0	0	0	0	0	0	0	0	0	0	0	0	0	0
0	0	0	0	0	0	0	0	0	0	0	0	0	1
0	0	0	0	0	0	0	0	0	0	0	0	0	1
0	0	0	0	0	0	0	0	0	0	0	0	0	0
0	0	0	0	0	0	0	0	0	0	0	0	0	0
0	0	0	1	0	0	0	0	0	1	0	0	3	4
0	0	0	0	0	0	0	0	0	0	0	0	1	1
0	0	0	1	0	1	0	0	0	0	0	0	4	25
0	0	0	0	0	0	0	0	0	0	0	0	0	1
0	0	0	0	0	0	0	1	0	0	1	0	2	3
0	0	0	0	0	0	0	0	0	0	0	0	0	0
0	0	0	0	0	0	0	0	0	0	0	0	0	0
0	0	0	0	0	0	0	0	0	0	0	0	0	0
0	0	0	0	0	1	0	0	0	0	0	0	1	1
0	0	0	0	0	0	0	0	0	0	0	0	0	0
0	0	0	0	1	0	1	1	0	0	0	0	4	5
0	0	0	0	1	0	1	0	0	0	0	0	3	3
0	0	0	0	0	0	0	0	0	0	0	0	0	0
0	0	0	0	0	0	0	0	0	0	0	0	0	0
0	0	0	1	1	2	0	0	0	0	0	0	4	4
0	2	0	0	0	0	0	0	0	0	0	0	2	2
1	1	0	7	5	2	5	3	4	0	1	1	33	33
0	0	0	0	0	2	1	2	0	0	0	0	5	5
0	0	0	0	0	0	1	0	0	0	0	0	1	7
0	0	0	0	0	0	0	0	0	0	0	0	0	1
0	0	0	0	0	0	0	0	0	0	0	0	4	33
0	0	0	0	0	0	0	0	0	0	0	0	0	16
0	0	1	4	1	0	1	3	1	1	0	0	15	30
0	0	0	2	0	2	1	0	0	0	0	0	6	13
0	0	0	0	0	0	0	0	0	0	0	0	0	0
0	0	0	0	0	0	0	0	0	0	0	0	0	0
0	0	0	1	1	2	0	1	1	0	1	2	10	49
0	0	0	0	1	0	0	0	0	0	0	0	1	25
0	0	0	0	0	0	0	0	0	0	0	0	0	10
0	0	0	0	0	0	0	0	0	0	0	0	0	2
0	0	0	0	0	0	0	0	0	0	0	0	0	7
0	0	0	0	0	0	0	0	0	0	0	0	0	14
0	0	0	0	0	0	0	0	0	0	0	0	0	2
0	0	0	0	0	0	0	0	0	0	0	0	0	7
2	3	2	26	22	21	21	14	9	6	3	3	165	435

# Winnemucca PD Arrests By Offenses and Age

OFFENSE	SEX	9 & Under												
		10 -12	13-14	15	16	17	Total <18	18	19	20	21			
Murder	M	0	0	0	0	0	0	0	0	0	0	0	0	0
Murder	F	0	0	0	0	0	0	0	0	0	0	0	0	0
Manslaughter by Negligence	M	0	0	0	0	0	0	0	0	0	0	0	0	0
Manslaughter by Negligence	F	0	0	0	0	0	0	0	0	0	0	0	0	0
Forcible Rape	M	0	0	0	0	0	0	0	0	0	1	0	0	0
Forcible Rape	F	0	0	0	0	0	0	0	0	0	0	0	0	0
Robbery	M	0	0	0	0	1	0	1	0	0	0	0	0	0
Robbery	F	0	0	0	0	0	0	0	0	0	0	0	0	0
Aggravated Assault	M	0	0	0	0	0	1	1	0	0	0	0	0	0
Aggravated Assault	F	0	4	0	0	0	0	4	0	0	0	0	0	0
Other Assaults	M	0	0	0	0	2	1	3	0	1	3	0	0	0
Other Assaults	F	0	0	0	0	0	0	0	0	0	1	0	0	0
Burglary	M	0	2	2	0	0	0	4	0	0	0	0	0	0
Burglary	F	0	0	0	0	0	0	0	0	0	0	0	0	0
Larceny--Theft	M	0	1	0	2	2	1	6	2	1	1	1	1	1
Larceny--Theft	F	0	0	0	5	0	0	5	1	0	0	0	1	1
Motor Vehicle Theft	M	0	0	0	0	3	1	4	0	0	0	0	0	0
Motor Vehicle Theft	F	0	0	0	0	0	0	0	0	0	0	0	0	0
Arson	M	0	0	0	2	2	0	4	0	0	0	0	0	0
Arson	F	0	0	0	0	0	0	0	0	0	0	0	0	0
Forgery & Counterfeiting	M	0	0	0	0	0	0	0	0	0	0	0	0	0
Forgery & Counterfeiting	F	0	0	0	0	0	0	0	0	1	0	0	0	0
Fraud	M	0	0	0	0	0	0	0	0	0	0	0	0	0
Fraud	F	0	0	0	0	0	0	0	0	0	0	0	0	0
Embezzlement	M	0	0	0	0	0	0	0	0	0	0	0	0	0
Embezzlement	F	0	0	0	0	0	0	0	0	0	0	0	0	0
Stolen Property-Buy, Possess, Receive	M	0	0	0	0	0	0	0	0	0	0	0	1	1
Stolen Property-Buy, Possess, Receive	F	0	0	0	0	0	0	0	0	0	0	0	0	0
Vandalism	M	0	0	0	0	0	0	0	0	0	0	0	0	0
Vandalism	F	0	0	0	0	0	0	0	0	0	0	0	0	0
Weapons-carrying, possession, etc...	M	0	0	1	0	0	0	1	0	0	0	0	0	0
Weapons-carrying, possession, etc...	F	0	0	0	0	0	0	0	0	0	0	0	0	0
Prostitution & Commercialized Vice	M	0	0	0	0	0	0	0	0	0	0	0	0	0
Prostitution & Commercialized Vice	F	0	0	0	0	0	0	0	0	0	0	0	0	0
Other Sex Offenses	M	0	1	0	0	0	0	1	0	0	0	0	0	0
Other Sex Offenses	F	0	0	0	0	0	0	0	0	0	0	0	0	0
Drug Abuse Violations	M	0	0	0	1	1	0	2	0	1	1	2	2	2
Drug Abuse Violations	F	0	0	0	0	3	0	3	0	0	0	0	0	0
Gambling	M	0	0	0	0	0	0	0	0	0	0	0	0	0
Gambling	F	0	0	0	0	0	0	0	0	0	0	0	0	0
Offenses Against Family & Children	M	0	0	0	0	0	0	0	0	0	0	0	0	0
Offenses Against Family & Children	F	0	0	0	0	0	0	0	0	0	0	0	0	0
Driving Under the Influence	M	0	0	0	0	0	2	2	0	1	0	0	0	0
Driving Under the Influence	F	0	0	0	0	0	0	0	0	0	0	0	0	0
Liquor Laws	M	0	0	0	0	1	0	1	0	4	0	0	0	0
Liquor Laws	F	0	0	0	0	0	0	0	0	0	0	0	0	0
Drunkenness	M	0	1	0	0	0	1	2	0	0	0	0	0	0
Drunkenness	F	0	0	0	0	0	0	0	0	0	0	0	0	0
Disorderly Conduct	M	0	0	1	0	0	0	1	1	0	1	0	0	0
Disorderly Conduct	F	0	0	1	0	0	0	1	0	0	1	0	0	0
Vagrancy	M	0	0	0	0	0	0	0	0	0	0	0	0	0
Vagrancy	F	0	0	0	0	0	0	0	0	0	0	0	0	0
All Other Offenses (except Traffic)	M	0	0	0	0	0	0	0	6	4	2	1	1	1
All Other Offenses (except Traffic)	F	0	0	0	1	0	0	1	0	0	1	1	1	1
Suspicion	M	0	0	0	0	0	0	0	0	0	0	0	0	0
Suspicion	F	0	0	0	0	0	0	0	0	0	0	0	0	0
Curfew and Loitering Law Violations	M	0	1	1	1	1	0	4	0	0	0	0	0	0
Curfew and Loitering Law Violations	F	0	0	0	0	0	2	2	0	0	0	0	0	0
Runaway	M	0	0	2	0	3	1	6	0	0	0	0	0	0
Runaway	F	0	1	0	4	0	1	6	0	0	0	0	0	0
GRAND TOTAL		0	11	8	16	19	11	65	10	14	11	7		

\*The criminal statistics within this publication are only those criminal statistics reported to the Uniform Crime Reporting Program by the participating law enforcement agencies.

# Winnemucca PD Arrests By Offenses and Age

22	23	24	25-29	30-34	35-39	40-44	45-49	50-54	55-59	60-64	over 64	Total >18	Grand Total
0	0	0	0	0	0	0	0	0	0	0	0	0	0
0	0	0	0	0	0	0	0	0	0	0	0	0	0
0	0	0	0	0	0	0	0	0	0	0	0	0	0
0	0	0	0	0	0	0	0	0	0	0	0	1	1
0	0	0	0	0	0	0	0	0	0	0	0	0	0
0	0	0	0	0	0	0	0	0	0	0	0	0	1
0	0	0	0	0	0	0	0	0	0	0	0	0	0
0	0	0	0	0	1	0	0	0	0	0	0	1	2
0	0	0	0	0	0	1	0	0	0	0	0	1	5
4	1	2	3	3	2	4	3	1	2	2	0	31	34
0	0	1	2	1	1	1	1	1	0	0	0	9	9
0	1	0	1	1	1	1	0	0	0	0	0	5	9
0	0	0	1	0	0	0	0	0	0	0	0	1	1
0	0	0	0	1	0	1	2	0	0	0	0	9	15
0	0	0	0	1	2	1	0	0	0	0	0	6	11
0	0	1	4	1	0	0	0	0	0	0	0	6	10
0	0	0	1	0	1	0	0	0	0	0	0	2	2
0	0	0	0	0	0	0	0	0	0	0	0	0	4
0	0	0	0	0	0	0	0	0	0	0	0	0	0
0	1	0	0	1	0	2	0	0	0	0	0	4	4
0	0	0	0	1	0	0	0	0	0	0	0	2	2
0	0	0	0	0	0	0	0	0	0	1	0	1	1
0	0	0	1	0	0	0	0	0	0	0	0	1	1
0	0	0	0	0	0	0	0	0	0	0	0	0	0
0	0	0	0	0	0	0	0	0	0	0	0	0	0
0	0	0	0	0	0	0	0	0	1	1	0	3	3
0	0	1	0	0	0	0	0	0	0	0	0	1	1
0	0	0	0	0	0	0	0	0	0	0	0	0	0
0	0	0	0	0	1	0	0	0	0	0	0	1	1
0	0	0	0	0	0	0	1	0	0	0	0	1	2
0	0	0	0	0	0	0	0	0	0	0	0	0	0
0	0	0	0	0	0	0	0	0	0	0	0	0	0
0	0	0	0	0	0	0	0	0	0	0	0	0	0
0	0	1	0	0	1	0	1	0	0	0	0	3	4
0	0	0	0	0	0	0	0	0	0	0	0	0	0
0	1	1	0	0	0	1	0	0	0	0	0	7	9
0	2	0	0	2	0	0	0	0	0	0	0	4	7
0	0	0	0	0	0	0	0	0	0	0	0	0	0
0	0	0	0	0	0	0	0	0	0	0	0	0	0
0	0	0	0	0	0	0	0	0	0	0	0	0	0
0	0	0	0	0	0	0	0	0	0	0	0	0	0
0	0	0	0	0	0	0	0	0	0	0	0	0	0
0	0	0	0	0	0	0	0	0	0	0	0	0	0
0	0	0	0	0	0	0	0	0	0	0	0	0	0
0	0	0	0	0	0	0	0	0	0	0	0	0	0
0	1	2	1	4	5	4	6	1	4	1	0	31	32
0	0	0	0	2	0	1	2	0	0	0	0	6	7
0	0	0	0	0	0	0	0	0	0	0	0	0	0
0	0	0	0	0	0	0	0	0	0	0	0	0	0
7	0	3	5	7	4	5	2	2	4	0	0	52	52
1	0	2	2	3	3	4	0	0	0	0	0	17	18
0	1	0	0	0	0	0	0	0	0	0	0	1	1
0	0	0	0	0	0	0	0	0	0	0	0	0	0
0	0	0	0	0	0	0	0	0	0	0	0	0	4
0	0	0	0	0	0	0	0	0	0	0	0	0	2
0	0	0	0	0	0	0	0	0	0	0	0	0	6
0	0	0	0	0	0	0	0	0	0	0	0	0	6
14	9	14	26	33	27	33	24	7	11	6	2	248	313

# Yerington PD Arrests By Offenses and Age

OFFENSE	SEX	9 & Under												
		10 -12	13-14	15	16	17	Total <18	18	19	20	21			
Murder	M	0	0	0	0	0	0	0	0	0	0	0	0	0
Murder	F	0	0	0	0	0	0	0	0	0	0	0	0	0
Manslaughter by Negligence	M	0	0	0	0	0	0	0	0	0	0	0	0	0
Manslaughter by Negligence	F	0	0	0	0	0	0	0	0	0	0	0	0	0
Forcible Rape	M	0	0	0	0	0	0	0	0	0	0	0	0	0
Forcible Rape	F	0	0	0	0	0	0	0	0	0	0	0	0	0
Robbery	M	0	0	0	0	0	0	0	0	0	0	0	0	0
Robbery	F	0	0	0	0	0	0	0	0	0	0	0	0	0
Aggravated Assault	M	0	0	0	0	0	0	0	0	0	0	0	0	0
Aggravated Assault	F	0	0	0	0	0	0	0	0	0	0	0	0	0
Other Assaults	M	0	0	0	0	0	0	0	0	0	0	1	0	0
Other Assaults	F	0	0	0	0	0	0	0	0	0	0	0	0	0
Burglary	M	0	0	0	0	0	0	0	0	0	0	0	0	0
Burglary	F	0	0	0	0	0	0	0	0	0	0	0	0	0
Larceny--Theft	M	0	0	0	0	0	0	0	0	0	0	0	0	0
Larceny--Theft	F	0	0	0	0	0	0	0	0	0	0	0	0	0
Motor Vehicle Theft	M	0	0	0	0	0	0	0	0	0	0	0	0	0
Motor Vehicle Theft	F	0	0	0	0	0	0	0	0	0	0	0	0	0
Arson	M	0	0	0	0	0	0	0	0	0	0	0	0	0
Arson	F	0	0	0	0	0	0	0	0	0	0	0	0	0
Forgery & Counterfeiting	M	0	0	0	0	0	0	0	0	0	0	0	0	0
Forgery & Counterfeiting	F	0	0	0	0	0	0	0	0	0	0	0	0	0
Fraud	M	0	0	0	0	0	0	0	0	0	0	0	0	0
Fraud	F	0	0	0	0	0	0	0	0	0	0	0	0	0
Embezzlement	M	0	0	0	0	0	0	0	0	0	0	0	0	0
Embezzlement	F	0	0	0	0	0	0	0	0	0	0	0	0	0
Stolen Property-Buy, Possess, Receive	M	0	0	0	0	0	0	0	0	0	0	0	0	0
Stolen Property-Buy, Possess, Receive	F	0	0	0	0	0	0	0	0	0	0	0	0	0
Vandalism	M	0	0	0	0	0	0	0	0	0	0	0	0	0
Vandalism	F	0	0	0	0	0	0	0	0	0	0	0	0	0
Weapons-carrying, possession, etc...	M	0	0	0	0	0	0	0	0	0	0	0	0	0
Weapons-carrying, possession, etc...	F	0	0	0	0	0	0	0	0	0	0	0	0	0
Prostitution & Commercialized Vice	M	0	0	0	0	0	0	0	0	0	0	0	0	0
Prostitution & Commercialized Vice	F	0	0	0	0	0	0	0	0	0	0	0	0	0
Other Sex Offenses	M	0	0	0	0	0	0	0	0	0	0	0	0	0
Other Sex Offenses	F	0	0	0	0	0	0	0	0	0	0	0	0	0
Drug Abuse Violations	M	0	0	0	0	0	0	0	0	0	1	0	0	0
Drug Abuse Violations	F	0	0	0	0	0	0	0	0	0	0	0	2	0
Gambling	M	0	0	0	0	0	0	0	0	0	0	0	0	0
Gambling	F	0	0	0	0	0	0	0	0	0	0	0	0	0
Offenses Against Family & Children	M	0	0	0	0	0	0	0	0	1	0	0	0	0
Offenses Against Family & Children	F	0	0	0	0	0	0	0	0	0	0	0	0	0
Driving Under the Influence	M	0	0	0	0	1	0	1	2	0	0	0	0	0
Driving Under the Influence	F	0	0	0	0	0	0	0	0	0	0	0	0	0
Liquor Laws	M	0	0	0	0	0	0	0	0	0	0	0	0	0
Liquor Laws	F	0	0	0	0	0	0	0	0	0	0	0	0	0
Drunkenness	M	0	0	0	0	0	0	0	0	0	0	0	0	0
Drunkenness	F	0	0	0	0	0	0	0	0	0	0	0	0	0
Disorderly Conduct	M	0	0	0	0	0	0	0	0	0	0	0	0	0
Disorderly Conduct	F	0	0	0	0	0	0	0	0	0	0	0	0	0
Vagrancy	M	0	0	0	0	0	0	0	0	0	0	0	0	0
Vagrancy	F	0	0	0	0	0	0	0	0	0	0	0	0	0
All Other Offenses (except Traffic)	M	0	0	0	0	0	0	0	1	1	0	0	0	0
All Other Offenses (except Traffic)	F	0	0	0	0	0	0	0	0	0	0	0	0	0
Suspicion	M	0	0	0	0	0	0	0	0	0	0	0	0	0
Suspicion	F	0	0	0	0	0	0	0	0	0	0	0	0	0
Curfew and Loitering Law Violations	M	0	0	0	0	0	0	0	0	0	0	0	0	0
Curfew and Loitering Law Violations	F	0	0	0	0	0	0	0	0	0	0	0	0	0
Runaway	M	0	0	0	0	0	0	0	0	0	0	0	0	0
Runaway	F	0	0	0	0	0	0	0	0	0	0	0	0	0
GRAND TOTAL		0	0	0	0	1	0	1	4	2	1	2		

\*The criminal statistics within this publication are only those criminal statistics reported to the Uniform Crime Reporting Program by the participating law enforcement agencies.



# Yerington PD Arrests By Offenses and Age

22	23	24	25-29	30-34	35-39	40-44	45-49	50-54	55-59	60-64	over 64	Total >18	Grand Total
0	0	0	0	0	0	0	0	0	0	0	0	0	0
0	0	0	0	0	0	0	0	0	0	0	0	0	0
0	0	0	0	0	0	0	0	0	0	0	0	0	0
0	0	0	0	0	0	0	0	0	0	0	0	0	0
0	0	0	0	0	0	0	0	0	0	0	0	0	0
0	0	0	0	0	0	0	0	0	0	0	0	0	0
0	0	0	0	0	0	0	0	0	0	0	0	0	0
0	0	0	0	0	0	0	0	0	0	0	0	0	0
0	0	0	0	0	0	0	0	0	0	0	0	0	0
0	0	0	0	0	0	0	0	0	0	0	0	0	0
0	0	0	0	0	0	0	0	0	0	0	0	0	0
0	0	2	1	1	1	1	1	1	0	0	0	9	9
1	0	0	0	0	0	1	0	2	0	0	0	4	4
0	0	0	0	0	1	1	0	0	0	0	0	2	2
0	0	0	0	0	0	0	0	0	0	0	0	0	0
0	0	0	0	0	0	0	0	0	0	0	0	0	0
0	0	0	0	0	0	0	0	0	0	0	0	0	0
0	0	0	0	0	0	0	0	0	0	0	0	0	0
0	0	0	0	0	0	0	0	0	0	0	0	0	0
0	0	0	0	0	0	0	0	0	0	0	0	0	0
0	0	0	0	0	0	0	0	0	0	0	0	0	0
0	0	0	0	0	0	0	0	0	0	0	0	0	0
0	0	0	0	0	0	0	0	0	0	0	0	0	0
0	0	0	0	0	0	0	0	0	0	0	0	0	0
0	0	0	0	0	0	0	0	0	0	0	0	0	0
0	0	0	0	0	0	0	0	0	0	0	0	0	0
0	0	0	0	0	0	0	0	0	0	0	0	0	0
0	0	0	0	0	0	0	0	0	0	0	0	0	0
0	0	0	0	0	0	0	0	0	0	0	0	0	0
0	0	0	0	0	0	0	0	0	0	0	0	0	0
0	0	0	0	0	0	0	0	0	0	0	0	0	0
0	0	0	0	0	0	0	0	0	0	0	0	0	0
0	0	0	0	0	0	0	0	0	0	0	0	0	0
0	0	0	0	0	0	0	0	0	0	0	0	0	0
0	0	0	0	0	0	0	0	0	0	0	0	0	0
0	0	1	3	0	0	1	0	0	0	0	0	6	6
0	0	1	1	0	0	1	1	0	0	1	0	7	7
0	0	0	0	0	0	0	0	0	0	0	0	0	0
0	0	0	0	0	0	0	0	0	0	0	0	0	0
0	0	0	0	0	1	0	1	0	0	0	0	3	3
0	0	0	0	0	0	0	0	0	0	0	0	0	0
0	0	1	1	1	3	1	1	0	0	0	4	14	15
1	0	0	2	0	1	2	0	2	0	0	0	8	8
0	0	0	0	1	0	0	0	0	0	0	0	1	1
0	0	0	0	0	0	0	0	0	0	0	0	0	0
0	0	0	0	0	0	0	0	0	0	0	0	0	0
0	0	0	0	0	0	0	0	0	0	0	0	0	0
0	0	0	0	0	0	0	0	0	0	0	0	0	0
0	1	0	0	0	0	0	0	0	0	0	0	1	1
0	0	0	0	0	0	0	0	0	0	0	0	0	0
0	0	0	0	0	0	0	0	0	0	0	0	0	0
0	0	0	2	1	3	2	0	1	0	0	0	11	11
0	0	0	1	0	0	0	0	0	0	0	0	1	1
0	0	0	0	0	0	0	0	0	0	0	0	0	0
0	0	0	0	0	0	0	0	0	0	0	0	0	0
0	0	0	0	0	0	0	0	0	0	0	0	0	0
0	0	0	0	0	0	0	0	0	0	0	0	0	0
0	0	0	0	0	0	0	0	0	0	0	0	0	0
0	0	0	0	0	0	0	0	0	0	0	0	0	0
0	0	0	0	0	0	0	0	0	0	0	0	0	0
0	0	0	0	0	0	0	0	0	0	0	0	0	0
0	0	0	0	0	0	0	0	0	0	0	0	0	0
2	1	5	11	4	10	10	4	6	0	1	4	67	68

# Hate Crimes

2004

*--It shall be unlawful for any person, maliciously and with specific intent to intimidate, harass, cause physical injury, or damage real or personal property of another person because of that person's race, color, religion, ancestry, or national origin.--*

In April, 1990, a Federal mandate to collect and report hate/bias crimes was passed by Congress.

Unlike other Uniform Crime Reporting data which account for actual reported numbers of definite offenses, hate crime reporting requires rather subjective opinions regarding sensitive issues. This requires various law enforcement administrators to develop and utilize viable and appropriate responsive policies.

Accurate data collection for hate crime requires proper training of enforcement personnel in incident recognition as well as cooperation and desire of enforcement communities to report these offenses without influence of special interest groups, media, or politics.

Criteria for recognizing and reporting hate crimes have been prepared and distributed to all law enforcement agencies in Nevada. Enforcement personnel training is periodically offered by the Nevada UCR Program and the Federal Bureau of Investigation.

Information reported in this category includes the offense in relation to the bias incident, the motivation (anti-race, anti-religion, anti-sexual orientation, anti-ethnicity, etc.), and the identification of victims' and offenders' sex, race and ethnicity.


Nevada enforcement agencies reported 76 hate/bias incidents in 2004. There were 61 reported in 2003 and 72 in 2002.

## Reported Hate Crimes

MONTH	AGENCY	OFFENSE	LOCATION	MOTIVATION (ANTI)	VICTIM/ NUMBER	OFFENDER/ NUMBER
Jan	Las Vegas Metro PD	Destruction/Vandalism	Residence/Home	Anti-Puerto Rican	Individual-1	Unknown-00
	Las Vegas Metro PD	Destruction/Vandalism	Residence/Home	Anti-Black	Individual-1	Unknown-00
	Las Vegas Metro PD	Simple Assault	Casino	Anti-Black	Individual-1	Multi-Racial Grp-3
	Reno	Larceny/Theft/Assault	School/College	Anti-Black	Society/Public	White-2
	Reno	Intimidation	Residence/Home	Anti-Jewish	Individual-1	White-1
Feb	Las Vegas Metro PD	Aggravated Assault	Parking Lot/Garage	Anti-Hispanic	Individual-1	White-1
	Las Vegas Metro PD	Simple Assault	Other/Unknown/Casino	Anti-Black	Individual-1	White-1
	Las Vegas Metro PD	Simple Assault	Hwy/Rd/Alley/St	Anti-White	Individual-1	Black-5
	Las Vegas Metro PD	Destruction/Vandalism	Residence/Home	Anti-Other	Individual-1	Unknown-00
	Las Vegas Metro PD	Destruction/Vandalism	Apartment Complex	Anti-Black	Business-1	Unknown-00
	Las Vegas Metro PD	Simple Assault	Residence/Home	Anti-Black	Individual-2	White-1
	Las Vegas Metro PD	Intimidation	Restaurant	Anti-Black	Individual-1	White-1
	Reno	Destruction/Vandalism	Residence/Home	Anti-Asian/Pacific	Individual-1	White-4
Mar	Las Vegas Metro PD	Intimidation	Residence/Home	Multi-Race	Individual-2	Unknown-00
	Las Vegas Metro PD	Simple Assault	Hwy/Rd/Alley/St	Anti-Black	Individual-3	White-2
	Las Vegas Metro PD	Aggravated Assault	Residence/Home	Anti-Black	Individual-1	White-2
Apr	Las Vegas Metro PD	Destruction/Vandalism	Residence/Home	Anti-Jewish	Individual-1	Amer-Indian-1
	Las Vegas Metro PD	Simple Assault	Other	Anti-White	Individual-1	Black-1
	Las Vegas Metro PD	Simple Assault	Parking Lot/Garage	Anti-Black	Individual-1	White1
	Las Vegas Metro PD	Simple Assault	Bar/Night Club	Anti-Black	Individual-2	White2
	Las Vegas Metro PD	Destruction/Vandalism	Residence/Home	Anti-Jewish	Individual-2	Unknown-00
	Las Vegas Metro PD	Robbery	Parking Lot/Garage	Anti-Black	Individual-1	White-2
	Las Vegas Metro PD	Simple Assault	Hwy/Rd/Alley/St	Anti-Homosexual	Individual-1	Multi/Grp-2

\*The criminal statistics within this publication are only those criminal statistics reported to the Uniform Crime Reporting Program by the participating law enforcement agencies.

# Truckee Meadows Community College Police Department



Chief Randy Flocchini

The mission of the TMCC Police Department is to provide quality law enforcement services founded in community-oriented policing and problem solving to effectively meet the demands and unique needs of a regional community college population.

[www.tmcc.edu/policedept/index.asp](http://www.tmcc.edu/policedept/index.asp)



# Hate Crimes

2004

--It shall be unlawful for any person, maliciously and with specific intent to intimidate, harass, cause physical injury, or damage real or personal property of another person because of that person's race, color, religion, ancestry, or national origin.--

In April, 1990, a Federal mandate to collect and report hate/bias crimes was passed by Congress.

Unlike other Uniform Crime Reporting data which account for actual reported numbers of definite offenses, hate crime reporting requires rather subjective opinions regarding sensitive issues. This requires various law enforcement administrators to develop and utilize viable and appropriate responsive policies.

Accurate data collection for hate crime requires proper training of enforcement personnel in incident recognition as well as cooperation and desire of enforcement communities to report these offenses without influence of special interest groups, media, or politics.

Criteria for recognizing and reporting hate crimes have been prepared and distributed to all law enforcement agencies in Nevada. Enforcement personnel training is periodically offered by the Nevada UCR Program and the Federal Bureau of Investigation.

Information reported in this category includes the offense in relation to the bias incident, the motivation (anti-race, anti-religion, anti-sexual orientation, anti-ethnicity, etc.), and the identification of victims' and offenders' sex, race and ethnicity.

Nevada enforcement agencies reported 76 hate/bias incidents in 2004. There were 61 reported in 2003 and 72 in 2002.

## Reported Hate Crimes

MONTH	AGENCY	OFFENSE	LOCATION	MOTIVATION (ANTI)	VICTIM/ NUMBER	OFFENDER/ NUMBER
Jan	Las Vegas Metro PD	Destruction/Vandalism	Residence/Home	Anti-Puerto Rican	Individual-1	Unknown-00
	Las Vegas Metro PD	Destruction/Vandalism	Residence/Home	Anti-Black	Individual-1	Unknown-00
	Las Vegas Metro PD	Simple Assault	Casino	Anti-Black	Individual-1	Multi-Racial Grp-3
	Reno	Larceny/Theft/Assault	School/College	Anti-Black	Society/Public	White-2
	Reno	Intimidation	Residence/Home	Anti-Jewish	Individual-1	White-1
Feb	Las Vegas Metro PD	Aggravated Assault	Parking Lot/Garage	Anti-Hispanic	Individual-1	White-1
	Las Vegas Metro PD	Simple Assault	Other/Unknown/Casino	Anti-Black	Individual-1	White-1
	Las Vegas Metro PD	Simple Assault	Hwy/Rd/Alley/St	Anti-White	Individual-1	Black-5
	Las Vegas Metro PD	Destruction/Vandalism	Residence/Home	Anti-Other	Individual-1	Unknown-00
	Las Vegas Metro PD	Destruction/Vandalism	Apartment Complex	Anti-Black	Business-1	Unknown-00
	Las Vegas Metro PD	Simple Assault	Residence/Home	Anti-Black	Individual-2	White-1
	Las Vegas Metro PD	Intimidation	Restaurant	Anti-Black	Individual-1	White-1
	Reno	Destruction/Vandalism	Residence/Home	Anti-Asian/Pacific	Individual-1	White-4
Mar	Las Vegas Metro PD	Intimidation	Residence/Home	Multi-Race	Individual-2	Unknown-00
	Las Vegas Metro PD	Simple Assault	Hwy/Rd/Alley/St	Anti-Black	Individual-3	White-2
	Las Vegas Metro PD	Aggravated Assault	Residence/Home	Anti-Black	Individual-1	White-2
Apr	Las Vegas Metro PD	Destruction/Vandalism	Residence/Home	Anti-Jewish	Individual-1	Amer-Indian-1
	Las Vegas Metro PD	Simple Assault	Other	Anti-White	Individual-1	Black-1
	Las Vegas Metro PD	Simple Assault	Parking Lot/Garage	Anti-Black	Individual-1	White1
	Las Vegas Metro PD	Simple Assault	Bar/Night Club	Anti-Black	Individual-2	White2
	Las Vegas Metro PD	Destruction/Vandalism	Residence/Home	Anti-Jewish	Individual-2	Unknown-00
	Las Vegas Metro PD	Robbery	Parking Lot/Garage	Anti-Black	Individual-1	White-2
	Las Vegas Metro PD	Simple Assault	Hwy/Rd/Alley/St	Anti-Homosexual	Individual-1	Multi/Grp-2

\*The criminal statistics within this publication are only those criminal statistics reported to the Uniform Crime Reporting Program by the participating law enforcement agencies.

MONTH	AGENCY	OFFENSE	LOCATION	MOTIVATION (ANTI)	VICTIM/ NUMBER	OFFENDER/ NUMBER
May	Las Vegas Metro PD	Simple Assault	Hwy/Rd/Alley/St	Anti-White	Individual-2	Black-10
	Las Vegas Metro PD	Simple Assault	Bus Stop	Anti-Black	Individual-2	Multi/Grp-2
	Las Vegas Metro PD	Vandalism	Residence/Home	Anti-Asian	Individual-1	Unknown-00
	Las Vegas Metro PD	Vandalism	Residence/Home	Anti-Black	Individual-1	Unknown-00
	Las Vegas Metro PD	Intimidation	Residence/Home	Anti-Black	Individual-1	White-1
	Las Vegas Metro PD	Intimidation	Residence/Home	Anti-Black	Individual-1	White-1
	Las Vegas Metro PD	Intimidation	Restaurant	Anti-Black	Individual-1	White-4
	Las Vegas Metro PD	Intimidation	Hwy/Rd/Alley/St	Anti-Jewish	Individual-1	White-1
	Las Vegas Metro PD	Intimidation	Residence/Home	Anti-Homosexual	Individual-1	Black-1
	Las Vegas Metro PD	Simple Assault	Hwy/Rd/Alley/St	Anti-Black	Individual-2	White-5
	Las Vegas Metro PD	Vandalism	Residence/Home	Anti-Homosexual	Individual-2	Unknown-00
	Las Vegas Metro PD	Vandalism	Residence/Home	Anti-Jewish	Individual-1	Unknown-00
Jun	Las Vegas Metro PD	Aggravated Assault	Residence/Home	Anti-Homosexual	Individual-1	White-2
	Las Vegas Metro PD	Intimidation	Hwy/Rd/Alley/St	Anti-Homosexual	Individual-1	Unknown-1
	Las Vegas Metro PD	Robbery	Residence/Home	Anti-Homosexual	Individual-1	Asian-1
	Las Vegas Metro PD	Aggravated Assault	Parking lot/Garage	Anti-Black	Individual-3	White-2
	Las Vegas Metro PD	Aggravated Assault	Residence/Home	Anti-Black	Individual-1	White-1
	Las Vegas Metro PD	Vandalism	Residence/Home	Anti-Black	Individual-1	Unknown-00
	Reno	Vandalism	Parking lot/Garage	Anti-Homosexual	Individual-2	White-1
	Reno	Intimidation	Residence/Home	Anti-Jewish	Individual-2	Unknown-00
Jul	Las Vegas Metro PD	Intimidation	Residence/Home	Anti-White	Individual-1	Unknown-00
	Las Vegas Metro PD	Vandalism	Residence/Home	Anti-Jewish	Individual-1	Unknown-00
	Las Vegas Metro PD	Aggravated Assault	Hwy/Rd/Alley/St	Anti-Natl Origin	Individual-1	White-2
	Reno	Intimidation	Church/Syna/Temple	Anti-Jewish	Relig/Org	Unknown-00
Aug	Las Vegas Metro PD	Intimidation	Residence/Home	Anti-Hispanic	Individual-1	Black-1
	Las Vegas Metro PD	Simple Assault	Bar/Night Club	Anti-Hispanic	Individual-1	White-1
	Las Vegas Metro PD	Simple Assault	Hotel/Motel/Etc.	Anti-White	Individual-1	Black-1
	Las Vegas Metro PD	Intimidation	Residence/Home	Anti-Black	Individual-1	Unknown-1
	Las Vegas Metro PD	Intimidation	Restaurant	Anti-German	Individual-1	Black-1
	Las Vegas Metro PD	Vandalism	Residence/Home	Anti-Jewish	Individual-1	Unknown-00
	Reno	Intimidation	Residence/Home	Anti-Hispanic	Individual-1	White-1
Sep	Las Vegas Metro PD	Intimidation	Residence/Home	Anti-Black	Individual-1	Unknown-00
	Las Vegas Metro PD	Aggravated Assault	Bus Stop/Public	Anti-Black	Individual-1	White-1
	Las Vegas Metro PD	Vandalism	Residence/Home	Anti-Jewish	Individual-2	Unknown-00
	Las Vegas Metro PD	Robbery	Parking Lot/Garage	Anti-Hispanic	Individual-1	White-2
	Las Vegas Metro PD	Intimidation	Restaurant	Anti-German	Individual-1	Black-1
	Las Vegas Metro PD	Robbery	Hwy/Rd/Alley/St	Anti-Balck	Individual-1	Unknown-00
	Las Vegas Metro PD	Vandalism	Residence/Home	Anti-Jewish	Individual-2	Unknown-00
	Las Vegas Metro PD	Vandalism	Bar/Night Club	Anti-Gay	Business-1	White-3

MONTH	AGENCY	OFFENSE	LOCATION	MOTIVATION (ANTI)	VICTIM/ NUMBER	OFFENDER/ NUMBER
Oct	White Pine	Vandalism	Church	Other Religious	Individual-1	White-1
	Las Vegas Metro PD	Intimidation	Apt Complex	Anti-Black	Business-1	Unknown-00
	Las Vegas Metro PD	Vandalism	Residence/Home	Anti-Homosexual	Individual-2	Unknown-00
	Las Vegas Metro PD	Vandalism	Bank/ Savings & Loan	Illegal/Aliens	Business-1	Unknown-00
	Las Vegas Metro PD	Vandalism	Residence/Home	Anti-Jewish	Individual-2	Unknown-00
	Las Vegas Metro PD	Aggravated Assault	Bar/Night Club	Anti-Black	Individual-1	White-1
	Las Vegas Metro PD	Intimidation	Residence/Home	Anti-Multi Race	Individual-2	Unknown-2
Nov	Las Vegas Metro PD	Simple Assault	Restaurant	Anti-Hispanic	Individual-1	White-1
	Las Vegas Metro PD	Intimidation	Residence/Home	Anti-Black	Individual-2	Unknown-00
	Las Vegas Metro PD	Intimidation	Residence/Home	Anti-Black	Individual-2	Unknown-00
	Las Vegas Metro PD	Intimidation	Residence/Home	Anti-Black	Individual-1	White-1
	Las Vegas Metro PD	Vandalism	Residence/Home	Anti-Jewish	Individual-1	Unknown-00
Dec	Las Vegas Metro PD	Intimidation	School Bus Stop	Anti-Black	Individual-1	White-2
	Las Vegas Metro PD	Simple Assault	Residence/Home	Anti-Hispanic	Individual-2	White-1

# UNLV Police Department



Chief Jose A. Elique

The University of Nevada Las Vegas Department of Public Safety is dedicated to providing excellence in protection and service to the University community. As law enforcement officers, we shall continuously endeavor to ensure a safe and secure environment conducive to a positive social and educational process.



James Morrow, Rachael Carpenter, Mike Lenzo



# ARRESTS - DRUG AND LIQUOR VIOLATIONS

2004

---

Due to the nature of the violations, along with exceptional interest and concern by public officials and citizens of Nevada, a special review is provided for drug and alcohol-related arrests. Tables on the following pages display the number and age of people arrested in 2004. Nevada Highway Patrol numbers are provided separately.

The information provided here should be of interest to social agencies involved in the study of drugs and alcohol problems in Nevada. The information pinpoints the predominant drug and liquor arrests in Nevada by age and identifies potential problem areas.

Nevada drug arrests for all agencies totalled 11,190 (includes arrests by Nevada Department of Public Safety Investigation Division - NDI). DUI arrests for all agencies totalled 9,521.

Facts revealed by the table on drug violations for county and municipal agencies:

- 89.28% of juvenile arrests involved possession violations, 10.72% involved sale / manufacturing.
- 76.19% of adult arrests involved possession violations, 23.81% involved sale / manufacturing.
- Of the 11,190 drug arrests, 8,513 were male and 2,195 were female.
- The age group 21-29 accounted for most drug possession violations at 2,660 (31.9%).
- The age group 21-29 accounted for most drug sales/manufacturing violations at 849 (35.7%).

Facts revealed by the table on liquor violations for county and municipal agencies:

- 93.93% of juvenile arrests involved liquor laws, 6.07% were for driving under the influence (DUI).
- 39.48% of adult arrests involved liquor laws, 60.52% were for driving under the influence (DUI).
- A total of 9,438 adults were arrested for DUI, 83 juveniles were arrested.
- Of 9,521 DUI arrests in 2004, 7,760 were male, 1,761 were female.

Facts revealed by the tables on drug arrests by DPS Investigation Division.

- The age group 21-29 accounted for most NDI drug arrests with 205.
- There was a total of 482 drug arrests .



### County and Municipal Drug and Liquor Arrests by Age - 2004

Age	Sales & Manufacturing	Possession	Total	DUI	Liquor Laws	Total	Total Drug & Liquor Arrests
Under 10	0	1	1	0	2	2	3
10-12	5	25	30	0	13	13	43
13-14	23	232	255	2	135	137	392
15	34	234	268	6	191	197	465
16	33	304	337	23	381	404	741
17	48	395	443	52	563	615	1,058
<b>Total Juvenile Arrests</b>	<b>143</b>	<b>1,191</b>	<b>1,334</b>	<b>83</b>	<b>1,285</b>	<b>1,368</b>	<b>2,702</b>
18	84	385	469	190	566	756	1,225
19	117	429	546	228	740	968	1,514
20	103	415	518	241	577	818	1,336
21-29	849	2,660	3,509	3,121	837	3,958	7,467
30-39	612	1,845	2,457	2,390	942	3,332	5,789
40-49	358	1,149	1,507	2,080	1,593	3,673	5,180
50-59	83	234	317	860	699	1,559	1,876
60 & Over	26	25	51	328	204	532	583
<b>Total Adult Arrests</b>	<b>2,232</b>	<b>7,142</b>	<b>9,374</b>	<b>9,438</b>	<b>6,158</b>	<b>15,596</b>	<b>24,970</b>
<b>Grand Total</b>	<b>2,375</b>	<b>8,333</b>	<b>10,708</b>	<b>9,521</b>	<b>7,443</b>	<b>16,964</b>	<b>27,672</b>

**Nevada Department of Public Safety/Investigation Division Arrests for Drug Violations, 2004**

								Total									Total	Total All
		<10	10-12	13-14	15	16	17	<18	18	19	20	21-29	30-39	40-49	50-59	60+	>18	Ages
<b>Sales/Manufacturing Violations</b>																		
Opium or cocaine and their derivatives (morphine, heroin, codeine)	M	0	0	0	0	0	0	0	0	0	0	5	3	0	1	2	11	11
	F	0	0	0	0	0	0	0	0	0	0	3	0	0	1	2	6	6
Marijuana	M	0	0	0	0	0	0	0	0	0	2	13	4	4	1	0	24	24
	F	0	0	0	0	0	1	1	1	1	1	4	0	1	0	0	8	9
Synthetic narcotics - Manufactured narcotics that can cause true drug addiction (Demerol, meth)	M	0	0	0	0	0	0	0	0	0	0	0	2	1	0	0	3	3
	F	0	0	0	0	0	0	0	0	0	0	0	0	1	0	0	1	1
Other dangerous, non-narcotic drugs (barbiturates, Benzedrine)	M	0	0	0	0	1	0	1	1	5	3	69	31	19	6	14	148	149
	F	0	0	0	0	0	0	0	3	2	2	28	8	18	1	6	68	68
<b>Total Sales &amp; Manufacturing</b>		<b>0</b>	<b>0</b>	<b>0</b>	<b>0</b>	<b>1</b>	<b>1</b>	<b>2</b>	<b>5</b>	<b>8</b>	<b>8</b>	<b>122</b>	<b>48</b>	<b>44</b>	<b>10</b>	<b>24</b>	<b>269</b>	<b>271</b>
<b>Possession Violations</b>																	<b>0</b>	
Opium or cocaine and their derivatives (morphine, heroin, codeine)	M	0	0	0	0	0	0	0	0	0	0	2	2	0	0	2	6	6
	F	0	0	0	0	0	0	0	0	1	1	1	0	0	0	1	4	4
Marijuana	M	0	0	0	1	0	3	4	2	3	5	16	10	4	3	0	43	47
	F	0	0	0	1	0	0	1	1	4	0	4	2	5	0	0	16	17
Synthetic narcotics - Manufactured narcotics that can cause true drug addiction (Demerol, meth)	M	0	0	0	0	0	0	0	0	0	0	1	0	0	0	0	1	1
	F	0	0	0	0	0	0	0	0	0	0	0	1	0	0	0	1	1
Other dangerous, non-narcotic drugs (barbiturates, Benzedrine)	M	0	0	0	1	0	1	2	1	2	5	30	24	8	2	6	78	80
	F	0	0	0	0	0	1	1	2	4	1	29	10	8	0	0	54	55
<b>Total Possession</b>		<b>0</b>	<b>0</b>	<b>0</b>	<b>3</b>	<b>0</b>	<b>5</b>	<b>8</b>	<b>6</b>	<b>14</b>	<b>12</b>	<b>83</b>	<b>49</b>	<b>25</b>	<b>5</b>	<b>9</b>	<b>203</b>	<b>211</b>
<b>Total</b>		<b>0</b>	<b>0</b>	<b>0</b>	<b>3</b>	<b>1</b>	<b>6</b>	<b>10</b>	<b>11</b>	<b>22</b>	<b>20</b>	<b>205</b>	<b>97</b>	<b>69</b>	<b>15</b>	<b>33</b>	<b>472</b>	<b>482</b>

# UNLV Police Department



Chief Jose A. Elique

The University of Nevada Las Vegas Department of Public Safety is dedicated to providing excellence in protection and service to the University community. As law enforcement officers, we shall continuously endeavor to ensure a safe and secure environment conducive to a positive social and educational process.



James Morrow, Rachael Carpenter, Mike Lenzo



# STOLEN AND RECOVERED PROPERTY VALUES

2004

---

Supplementary reports relating to stolen and recovered property provide information on the estimated value of such property. Investigating officers have the obligation to assess the value of property stolen and recovered in each crime index offense. Officers are guided by the following instructions:

1. Use fair market value for items subject to depreciation
2. Use wholesale cost of goods stolen from retail establishments
3. Use victim's evaluation of non-depreciable items
4. Use cost of replacement to victims for new or almost new items

There was over \$243 million dollars worth of property reported stolen in Nevada during 2004. This value does not include the value of property damaged due to vandalism, malicious mischief or arson. Following are some pertinent facts regarding stolen property in Nevada in 2004:

- Property stolen totaled \$243,864,879
- Property recovered totaled \$72,233,659
- The rate of recovery was 29.62%
- The property type with the highest recovery percentage was motor vehicles at 58.53%
- The average rate of recovery for property stolen excluding motor vehicles was 10.05%
- Stolen property, excluding motor vehicles, was valued at \$145,424,648 with \$14,617,627 recovered

**Nevada Division of Investigation Arrests for Drug Violations, 2004**

		<10	10-12	13-14	15	16	17	Total <18	18	19	20	21-29	30-39	40-49	50-59	60+	Total >18	Total All Ages
<b>Sales/Manufacturing Violations</b>																		
Opium or cocaine and their derivatives (morphine, heroin, codeine)	M	0	0	0	0	0	0	0	0	0	0	5	3	0	1	2	11	11
	F	0	0	0	0	0	0	0	0	0	0	3	0	0	1	2	6	6
Marijuana	M	0	0	0	0	0	0	0	0	0	2	13	4	4	1	0	24	24
	F	0	0	0	0	0	1	1	1	1	1	4	0	1	0	0	8	9
Synthetic narcotics - Manufactured narcotics that can cause true drug addiction (Demerol, meth)	M	0	0	0	0	0	0	0	0	0	0	0	2	1	0	0	3	3
	F	0	0	0	0	0	0	0	0	0	0	0	0	1	0	0	1	1
Other dangerous, non-narcotic drugs (barbiturates, Benzedrine)	M	0	0	0	0	1	0	1	1	5	3	69	31	19	6	14	148	149
	F	0	0	0	0	0	0	0	3	2	2	28	8	18	1	6	68	68
<b>Total Sales &amp; Manufacturing</b>		<b>0</b>	<b>0</b>	<b>0</b>	<b>0</b>	<b>1</b>	<b>1</b>	<b>2</b>	<b>5</b>	<b>8</b>	<b>8</b>	<b>122</b>	<b>48</b>	<b>44</b>	<b>10</b>	<b>24</b>	<b>269</b>	<b>271</b>
<b>Possession Violations</b>																		
Opium or cocaine and their derivatives (morphine, heroin, codeine)	M	0	0	0	0	0	0	0	0	0	0	2	2	0	0	2	6	6
	F	0	0	0	0	0	0	0	0	1	1	1	0	0	0	1	4	4
Marijuana	M	0	0	0	1	0	3	4	2	3	5	16	10	4	3	0	43	47
	F	0	0	0	1	0	0	1	1	4	0	4	2	5	0	0	16	17
Synthetic narcotics - Manufactured narcotics that can cause true drug addiction (Demerol, meth)	M	0	0	0	0	0	0	0	0	0	0	1	0	0	0	0	1	1
	F	0	0	0	0	0	0	0	0	0	0	0	1	0	0	0	1	1
Other dangerous, non-narcotic drugs (barbiturates, Benzedrine)	M	0	0	0	1	0	1	2	1	2	5	30	24	8	2	6	78	80
	F	0	0	0	0	0	1	1	2	4	1	29	10	8	0	0	54	55
<b>Total Possession</b>		<b>0</b>	<b>0</b>	<b>0</b>	<b>3</b>	<b>0</b>	<b>5</b>	<b>8</b>	<b>6</b>	<b>14</b>	<b>12</b>	<b>83</b>	<b>49</b>	<b>25</b>	<b>5</b>	<b>9</b>	<b>203</b>	<b>211</b>
<b>Total</b>		<b>0</b>	<b>0</b>	<b>0</b>	<b>3</b>	<b>1</b>	<b>6</b>	<b>10</b>	<b>11</b>	<b>22</b>	<b>20</b>	<b>205</b>	<b>97</b>	<b>69</b>	<b>15</b>	<b>33</b>	<b>472</b>	<b>482</b>

# Washoe County Sheriff's Office



Sheriff Dennis Balaam

Dedicated Service in Partnership With Our Community

[www.washoesherriff.com](http://www.washoesherriff.com)



UCR Staff - Wanda Cockayne,  
Supervisor Maureene Thomas, Linda Bucher

# STOLEN AND RECOVERED PROPERTY VALUES

2004

---

Supplementary reports relating to stolen and recovered property provide information on the estimated value of such property. Investigating officers have the obligation to assess the value of property stolen and recovered in each crime index offense. Officers are guided by the following instructions:

1. Use fair market value for items subject to depreciation
2. Use wholesale cost of goods stolen from retail establishments
3. Use victim's evaluation of non-depreciable items
4. Use cost of replacement to victims for new or almost new items

There was over \$243 million dollars worth of property reported stolen in Nevada during 2004. This value does not include the value of property damaged due to vandalism, malicious mischief or arson. Following are some pertinent facts regarding stolen property in Nevada in 2004:

- Property stolen totaled \$243,864,879
- Property recovered totaled \$72,233,659
- The rate of recovery was 29.62%
- The property type with the highest recovery percentage was motor vehicles at 58.53%
- The average rate of recovery for property stolen excluding motor vehicles was 10.05%
- Stolen property, excluding motor vehicles, was valued at \$145,424,648 with \$14,617,627 recovered

**Breakdown by Type and Value of Property Stolen and Recovered**

Property Type	2000		2001		2002		2003		2004	
	Stolen	Recovered	Stolen	Recovered	Stolen	Recovered	Stolen	Recovered	Stolen	Recovered
Currency, Notes, Etc...	\$15,543,755	\$400,663	\$19,313,306	\$189,382	\$17,029,244	\$267,407	\$19,558,267	\$331,586	\$20,039,671	\$410,980
Jewelry, Precious Metals	\$15,669,206	\$377,306	\$23,888,197	\$363,900	\$21,071,680	\$265,508	\$37,571,639	\$802,034	\$30,646,699	\$446,457
Clothing & Furs	\$4,562,063	\$371,402	\$3,237,617	\$325,351	\$3,695,333	\$281,788	\$6,138,731	\$431,597	\$6,645,020	\$1,299,476
Locally Stolen Motor Vehicles	\$55,873,455	\$32,600,713	\$75,386,587	\$36,678,685	\$101,641,004	\$51,407,652	\$108,949,504	\$60,648,185	\$98,440,231	\$57,616,032
Office Equipment	\$5,146,771	\$250,954	\$4,298,960	\$131,967	\$5,912,897	\$128,044	\$8,462,974	\$258,625	\$7,431,231	\$155,790
TVs, Radios, VCRs, Cameras	\$10,711,999	\$319,684	\$11,662,327	\$244,505	\$13,732,936	\$311,624	\$18,049,685	\$381,342	\$15,444,523	\$331,262
Firearms	\$950,716	\$88,925	\$1,028,364	\$65,128	\$1,221,959	\$89,266	\$1,435,125	\$90,125	\$1,399,755	\$104,661
Household Goods	\$2,175,631	\$82,325	\$2,167,093	\$169,572	\$2,766,646	\$68,015	\$4,013,942	\$168,350	\$3,608,568	\$128,024
Consumable Goods	\$710,198	\$89,111	\$7,240,303	\$157,787	\$2,010,281	\$213,783	\$3,462,831	\$177,977	\$1,643,440	\$370,755
Livestock	\$590,571	\$134,573	\$51,908	\$5,216	\$108,820	\$8,650	\$176,573	\$7,732	\$52,996	\$13,871
Miscellaneous	\$29,638,367	\$1,961,428	\$33,447,226	\$1,421,254	\$37,701,844	\$1,580,190	\$50,796,456	\$3,266,012	\$58,512,745	\$11,356,352
<b>Total</b>	\$141,572,731	\$36,677,083	\$181,721,890	\$39,752,745	\$206,892,643	\$54,621,926	\$258,615,728	\$66,563,566	\$243,864,879	\$72,233,659



# Stolen/Recovered Property Report - 2004

Property Type	Boulder PD	Carlin PD	Carson SO	Churchill SO	Clark Co Schl Dist PD	Douglas SO	Elko PD	Elko SO	Esmeralda SO
<b>Currency</b>									
Stolen	\$100,869	\$4,825	\$87,024	\$72,997	\$24,512	\$130,061	\$176,650	\$59,030	\$0
Recovered	\$243	\$0	\$4,110	\$1,006	\$50	\$3,417	\$138	\$24,855	\$0
% Recovered	0.2%	0.0%	4.7%	1.4%	0.2%	2.6%	0.1%	42.1%	0.0%
<b>Jewelry</b>									
Stolen	\$39,422	\$0	\$200,873	\$58,348	\$6,112	\$148,699	\$49,889	\$12,456	\$0
Recovered	\$12,665	\$0	\$294	\$10,075	\$0	\$31,207	\$1,607	\$2,955	\$0
% Recovered	32.1%	0.0%	0.1%	17.3%	0.0%	21.0%	3.2%	23.7%	0.0%
<b>Clothing</b>									
Stolen	\$2,615	\$0	\$18,626	\$1,537	\$8,147	\$12,386	\$4,630	\$465	\$0
Recovered	\$670	\$0	\$1,132	\$248	\$0	\$1,071	\$542	\$290	\$0
% Recovered	25.6%	0.0%	6.1%	16.1%	0.0%	8.6%	11.7%	62.4%	0.0%
<b>Motor Vehicle</b>									
Stolen	\$183,742	\$10,500	\$1,951,316	\$112,885	\$212,645	\$822,968	\$406,400	\$219,025	\$0
Recovered	\$94,800	\$9,000	\$965,738	\$88,110	\$137,116	\$635,546	\$340,546	\$190,925	\$0
% Recovered	51.6%	85.7%	49.5%	78.1%	64.5%	77.2%	83.8%	87.2%	0.0%
<b>Office Equipment</b>									
Stolen	\$0	\$0	\$43,985	\$0	\$128,505	\$2,505	\$26,540	\$62,545	\$0
Recovered	\$0	\$0	\$88	\$0	\$3,940	\$0	\$90	\$259	\$0
% Recovered	0.0%	0.0%	0.2%	0.0%	3.1%	0.0%	0.3%	0.4%	0.0%
<b>TV, VCR, Camera, Etc.</b>									
Stolen	\$2,475	\$30	\$125,465	\$16,328	\$189,292	\$33,806	\$44,687	\$6,483	\$0
Recovered	\$0	\$0	\$2,279	\$4,240	\$8,010	\$5,756	\$3,593	\$1,400	\$0
% Recovered	0.0%	0.0%	1.8%	26.0%	4.2%	17.0%	8.0%	21.6%	0.0%
<b>Firearm</b>									
Stolen	\$3,563	\$1,300	\$33,921	\$15,085	\$179	\$25,730	\$21,527	\$10,927	\$0
Recovered	\$300	\$0	\$600	\$3,900	\$0	\$500	\$4,960	\$3,190	\$0
% Recovered	8.4%	0.0%	1.8%	25.9%	0.0%	1.9%	23.0%	29.2%	0.0%
<b>Household Goods</b>									
Stolen	\$3,442	\$500	\$5,871	\$24,181	\$405	\$0	\$17,411	\$7,854	\$0
Recovered	\$493	\$0	\$15	\$3,842	\$0	\$0	\$1,000	\$1,138	\$0
% Recovered	14.3%	0.0%	0.3%	15.9%	0.0%	0.0%	5.7%	14.5%	0.0%
<b>Consumable Goods</b>									
Stolen	\$754	\$370	\$2,785	\$6,333	\$5,816	\$2,591	\$3,995	\$399	\$150
Recovered	\$0	\$310	\$933	\$2,039	\$0	\$705	\$1,433	\$4	\$0
% Recovered	0.0%	83.8%	33.5%	32.2%	0.0%	27.2%	35.9%	1.0%	0.0%
<b>Livestock</b>									
Stolen	\$0	\$0	\$500	\$13,892	\$0	\$600	\$0	\$0	\$0
Recovered	\$0	\$0	\$0	\$13,350	\$0	\$0	\$0	\$0	\$0
% Recovered	0.0%	0.0%	0.0%	96.1%	0.0%	0.0%	0.0%	0.0%	0.0%
<b>Misc.</b>									
Stolen	\$140,169	\$5,595	\$623,036	\$303,894	\$592,231	\$469,361	\$70,494	\$83,438	\$5,325
Recovered	\$6,580	\$625	\$19,580	\$157,968	\$3,990	\$50,067	\$11,430	\$9,366	\$0
% Recovered	4.7%	11.2%	3.1%	52.0%	0.7%	10.7%	16.2%	11.2%	0.0%
<b>TOTALS</b>									
Stolen	\$477,051	\$23,120	\$3,093,402	\$625,480	\$1,167,844	\$1,648,707	\$822,223	\$462,622	\$5,475
Recovered	\$115,751	\$9,935	\$994,769	\$284,778	\$153,106	\$728,269	\$365,339	\$234,382	\$0
% Recovered	24.3%	43.0%	32.2%	45.5%	13.1%	44.2%	44.4%	50.7%	0.0%

# Stolen/Recovered Property Report - 2004

Property Type	Eureka SO	Fallon PD	Henderson PD	Humboldt SO	Lander SO	LV Metro PD	Lincoln SO	Lovelock PD	Lyon SO
<b>Currency</b>									
Stolen	\$183	\$17,543	\$881,494	\$54,635	\$6,619	\$16,161,116	\$3,186	\$2,330	\$139,071
Recovered	\$50	\$1,430	\$28,215	\$21,942	\$62	\$272,008	\$1	\$10	\$11,110
% Recovered	27.1%	8.2%	3.2%	40.2%	0.9%	1.7%	0.0%	0.4%	8.0%
<b>Jewelry</b>									
Stolen	\$0	\$12,127	\$4,686,355	\$3,700	\$3,958	\$21,223,216	\$4,402	\$1,888	\$227,136
Recovered	\$0	\$6,536	\$23,331	\$3,555	\$405	\$197,449	\$2	\$200	\$1,930
% Recovered	0.0%	53.9%	0.5%	96.1%	10.2%	0.9%	0.0%	10.6%	0.8%
<b>Clothing</b>									
Stolen	\$0	\$2,023	\$550,640	\$370	\$199	\$5,542,837	\$600	\$0	\$8,246
Recovered	\$0	\$356	\$30,283	\$135	\$0	\$1,189,745	\$0	\$0	\$90
% Recovered	0.0%	17.6%	5.5%	36.5%	0.0%	21.5%	0.0%	0.0%	1.1%
<b>Motor Vehicle</b>									
Stolen	\$55,533	\$62,785	\$14,179,350	\$62,400	\$24,509	\$45,106,742	\$5,500	\$20,100	\$652,598
Recovered	\$41,319	\$36,175	\$11,792,963	\$53,900	\$12,504	\$16,699,967	\$5,000	\$14,000	\$524,418
% Recovered	74.4%	57.6%	83.2%	86.4%	51.0%	37.0%	90.9%	69.7%	80.4%
<b>Office Equipment</b>									
Stolen	\$0	\$2,003	\$946,069	\$400	\$372	\$5,306,133	\$150	\$500	\$30,476
Recovered	\$0	\$0	\$25,462	\$0	\$0	\$84,686	\$0	\$0	\$3,171
% Recovered	0.0%	0.0%	2.7%	0.0%	0.0%	1.6%	0.0%	0.0%	10.4%
<b>TV, VCR, Camera, Etc.</b>									
Stolen	\$615	\$12,457	\$1,224,772	\$8,248	\$16,951	\$9,290,623	\$1,056	\$1,575	\$82,614
Recovered	\$0	\$150	\$34,435	\$3,815	\$100	\$151,137	\$256	\$0	\$2,199
% Recovered	0.0%	1.2%	2.8%	46.3%	0.6%	1.6%	24.2%	0.0%	2.7%
<b>Firearm</b>									
Stolen	\$1,185	\$900	\$120,602	\$3,520	\$2,226	\$711,868	\$3,610	\$475	\$35,634
Recovered	\$0	\$0	\$10,960	\$495	\$1	\$28,339	\$2,860	\$0	\$21,485
% Recovered	0.0%	0.0%	9.1%	14.1%	0.0%	4.0%	79.2%	0.0%	60.3%
<b>Household Goods</b>									
Stolen	\$588	\$4,769	\$400,194	\$8,149	\$1,543	\$1,673,949	\$3,015	\$0	\$32,198
Recovered	\$436	\$38	\$17,875	\$1,350	\$0	\$14,022	\$1,815	\$0	\$600
% Recovered	74.2%	0.8%	4.5%	16.6%	0.0%	0.8%	60.2%	0.0%	1.9%
<b>Consumable Goods</b>									
Stolen	\$5,540	\$1,648	\$327,924	\$1,263	\$393	\$681,461	\$0	\$158	\$4,105
Recovered	\$39	\$482	\$266,074	\$500	\$4	\$59,843	\$0	\$38	\$2,067
% Recovered	0.7%	29.2%	81.1%	39.6%	1.0%	8.8%	0.0%	24.1%	50.3%
<b>Livestock</b>									
Stolen	\$0	\$0	\$4,055	\$0	\$1	\$11,065	\$0	\$7,665	\$1,500
Recovered	\$0	\$0	\$0	\$0	\$0	\$18	\$0	\$0	\$0
% Recovered	0.0%	0.0%	0.0%	0.0%	0.0%	0.2%	0.0%	0.0%	0.0%
<b>Misc.</b>									
Stolen	\$6,776	\$139,713	\$9,557,387	\$66,753	\$60,642	\$34,853,716	\$21,239	\$3,909	\$368,239
Recovered	\$50	\$7,590	\$1,802,081	\$1,450	\$16,524	\$1,405,671	\$2,124	\$715	\$51,682
% Recovered	0.7%	5.4%	18.9%	2.2%	27.2%	4.0%	10.0%	18.3%	14.0%
<b>TOTALS</b>									
Stolen	\$70,419	\$255,968	\$32,878,842	\$209,438	\$117,413	\$140,562,726	\$42,758	\$38,600	\$1,581,818
Recovered	\$41,894	\$52,757	\$14,031,679	\$87,142	\$29,600	\$20,102,885	\$12,058	\$14,963	\$618,752
% Recovered	59.5%	20.6%	42.7%	41.6%	25.2%	14.3%	28.2%	38.8%	39.1%

# Stolen/Recovered Property Report - 2004

Property Type	Mesquite PD	Mineral SO	NLVPD	Nye SO	Pershing SO	Reno PD	Sparks PD	Storey SO	TMCC PD	UNLV PD
<b>Currency</b>										
Stolen	\$71,201	\$3,328	\$664,695	\$42,622	\$5,050	\$530,047	\$363,695	\$14,643	\$188	\$13,428
Recovered	\$2,400	\$0	\$17,531	\$1,055	\$0	\$7,862	\$10,403	\$120	\$0	\$105
% Recovered	3.4%	0.0%	2.6%	2.5%	0.0%	1.5%	2.9%	0.8%	0.0%	0.8%
<b>Jewelry</b>										
Stolen	\$128,043	\$327	\$1,251,139	\$26,727	\$3,700	\$1,375,379	\$458,578	\$5,302	\$0	\$7,435
Recovered	\$1,850	\$0	\$12,890	\$6,118	\$0	\$72,612	\$33,661	\$0	\$0	\$0
% Recovered	1.4%	0.0%	1.0%	22.9%	0.0%	5.3%	7.3%	0.0%	0.0%	0.0%
<b>Clothing</b>										
Stolen	\$2,187	\$0	\$158,289	\$6,766	\$0	\$207,390	\$59,320	\$0	\$383	\$15,015
Recovered	\$68	\$0	\$16,609	\$841	\$0	\$43,941	\$7,116	\$0	\$0	\$4,595
% Recovered	3.1%	0.0%	10.5%	12.4%	0.0%	21.2%	12.0%	0.0%	0.0%	30.6%
<b>Motor Vehicle</b>										
Stolen	\$276,045	\$0	\$18,143,132	\$326,795	\$24,750	\$9,028,561	\$4,002,259	\$27,000	\$0	\$313,080
Recovered	\$195,500	\$0	\$13,442,644	\$213,445	\$10,000	\$7,529,372	\$3,338,583	\$4,000	\$0	\$121,200
% Recovered	70.8%	0.0%	74.1%	65.3%	40.4%	83.4%	83.4%	14.8%	0.0%	38.7%
<b>Office Equipment</b>										
Stolen	\$4,625	\$1,100	\$48,961	\$17,935	\$400	\$480,967	\$157,010	\$7,070	\$1,487	\$5,500
Recovered	\$0	\$0	\$0	\$6,375	\$0	\$10,893	\$12,578	\$200	\$0	\$0
% Recovered	0.0%	0.0%	0.0%	35.5%	0.0%	2.3%	8.0%	2.8%	0.0%	0.0%
<b>TV, VCR, Camera, Etc.</b>										
Stolen	\$5,556	\$1,809	\$1,955,304	\$31,602	\$7,147	\$1,188,551	\$693,408	\$4,304	\$3,395	\$139,298
Recovered	\$220	\$0	\$31,730	\$10,018	\$0	\$17,351	\$38,359	\$450	\$0	\$2,310
% Recovered	4.0%	0.0%	1.6%	31.7%	0.0%	1.5%	5.5%	10.5%	0.0%	1.7%
<b>Firearm</b>										
Stolen	\$2,199	\$0	\$84,832	\$35,518	\$5,260	\$144,415	\$70,524	\$2,300	\$0	\$0
Recovered	\$900	\$0	\$1,692	\$7,280	\$200	\$4,065	\$4,379	\$0	\$0	\$0
% Recovered	40.9%	0.0%	2.0%	20.5%	3.8%	2.8%	6.2%	0.0%	0.0%	0.0%
<b>Household Goods</b>										
Stolen	\$4,993	\$881	\$204,602	\$52,519	\$4,124	\$140,365	\$888,403	\$2,150	\$0	\$0
Recovered	\$50	\$650	\$6,853	\$9,146	\$4,000	\$22,298	\$39,703	\$2,000	\$0	\$0
% Recovered	1.0%	73.8%	3.3%	17.4%	97.0%	15.9%	4.5%	93.0%	0.0%	0.0%
<b>Consumable Goods</b>										
Stolen	\$13,186	\$35	\$318,340	\$402	(\$168)	\$208,085	\$41,828	\$681	\$0	\$136
Recovered	\$122	\$0	\$6,383	\$88	\$223	\$16,850	\$6,586	\$1	\$0	\$0
% Recovered	0.9%	0.0%	2.0%	21.9%	-132.7%	8.1%	15.7%	0.1%	0.0%	0.0%
<b>Livestock</b>										
Stolen	\$0	\$0	\$9,356	\$1,850	\$0	\$55	\$0	\$0	\$0	\$0
Recovered	\$0	\$0	\$503	\$0	\$0	\$0	\$0	\$0	\$0	\$0
% Recovered	0.0%	0.0%	5.4%	0.0%	0.0%	0.0%	0.0%	0.0%	0.0%	0.0%
<b>Misc.</b>										
Stolen	\$111,444	\$7,734	\$3,974,005	\$284,897	\$116,796	\$3,781,093	\$1,212,025	\$22,226	\$1,201	\$61,389
Recovered	\$4,040	\$25	\$66,012	\$67,940	\$61,826	\$162,793	\$7,129,812	\$555	\$0	\$1,822
% Recovered	3.6%	0.3%	1.7%	23.8%	52.9%	4.3%	588.3%	2.5%	0.0%	3.0%
<b>TOTALS</b>										
Stolen	\$619,479	\$15,215	\$26,812,655	\$827,633	\$167,059	\$17,084,908	\$7,947,050	\$85,676	\$6,654	\$555,281
Recovered	\$205,150	\$675	\$13,602,847	\$322,306	\$76,249	\$7,888,037	\$10,621,180	\$7,326	\$0	\$130,032
% Recovered	33.1%	4.4%	50.7%	38.9%	45.6%	46.2%	133.6%	8.6%	0.0%	23.4%

# Stolen/Recovered Property Report - 2004

Property Type	UNR PD	Washoe SO	Washoe Schools PD	Wendover PD	White Pine SO	Winnemucca PD	Yerington PD	Total By Property
<b>Currency</b>								
Stolen	\$3,408	\$165,935	\$9,596	\$17,027	\$4,446	\$204,863	\$3,354	\$20,039,671
Recovered	\$0	\$21	\$1,187	\$980	\$609	\$60	\$0	\$410,980
% Recovered	0.0%	0.0%	12.4%	5.8%	13.7%	0.0%	0.0%	2.1%
<b>Jewelry</b>								
Stolen	\$300	\$678,011	\$504	\$15,618	\$7,360	\$9,675	\$20	\$30,646,699
Recovered	\$300	\$26,388	\$307	\$120	\$0	\$0	\$0	\$446,457
% Recovered	100.0%	3.9%	60.9%	0.8%	0.0%	0.0%	0.0%	1.5%
<b>Clothing</b>								
Stolen	\$0	\$37,404	\$846	\$1,704	\$700	\$1,065	\$630	\$6,645,020
Recovered	\$0	\$340	\$368	\$268	\$0	\$768	\$0	\$1,299,476
% Recovered	0.0%	0.9%	43.5%	15.7%	0.0%	72.1%	0.0%	19.6%
<b>Motor Vehicle</b>								
Stolen	\$88,450	\$1,849,951	\$2,500	\$109,300	\$37,500	\$121,910	\$0	\$98,440,231
Recovered	\$52,950	\$864,101	\$0	\$73,800	\$26,500	\$101,910	\$0	\$57,616,032
% Recovered	59.9%	46.7%	0.0%	67.5%	70.7%	83.6%	0.0%	58.5%
<b>Office Equipment</b>								
Stolen	\$35,018	\$98,458	\$16,994	\$800	\$3,423	\$0	\$1,300	\$7,431,231
Recovered	\$0	\$5,450	\$1,898	\$700	\$0	\$0	\$0	\$155,790
% Recovered	0.0%	5.5%	11.2%	87.5%	0.0%	0.0%	0.0%	2.1%
<b>TV, VCR, Camera, Etc.</b>								
Stolen	\$16,409	\$279,596	\$13,614	\$22,283	\$8,584	\$15,679	\$507	\$15,444,523
Recovered	\$300	\$3,170	\$3,312	\$315	\$1,870	\$4,230	\$257	\$331,262
% Recovered	1.8%	1.1%	24.3%	1.4%	21.8%	27.0%	50.7%	2.1%
<b>Firearm</b>								
Stolen	\$0	\$45,380	\$0	\$5,850	\$3,475	\$4,750	\$3,000	\$1,399,755
Recovered	\$0	\$3,280	\$0	\$0	\$875	\$1,400	\$3,000	\$104,661
% Recovered	0.0%	7.2%	0.0%	0.0%	25.2%	29.5%	100.0%	7.5%
<b>Household Goods</b>								
Stolen	\$95	\$97,053	\$75	\$6,146	\$9,208	\$12,100	\$1,785	\$3,608,568
Recovered	\$0	\$50	\$0	\$626	\$24	\$0	\$0	\$128,024
% Recovered	0.0%	0.1%	0.0%	10.2%	0.3%	0.0%	0.0%	3.5%
<b>Consumable Goods</b>								
Stolen	\$721	\$5,929	\$40	\$1,306	\$1,307	\$5,666	\$261	\$1,643,440
Recovered	\$0	\$861	\$40	\$488	\$302	\$4,079	\$261	\$370,755
% Recovered	0.0%	14.5%	100.0%	37.4%	23.1%	72.0%	100.0%	22.6%
<b>Livestock</b>								
Stolen	\$1,807	\$650	\$0	\$0	\$0	\$0	\$0	\$52,996
Recovered	\$0	\$0	\$0	\$0	\$0	\$0	\$0	\$13,871
% Recovered	0.0%	0.0%	0.0%	0.0%	0.0%	0.0%	0.0%	26.2%
<b>Misc.</b>								
Stolen	\$235,168	\$1,152,327	\$74,532	\$14,010	\$26,817	\$61,374	\$3,790	\$58,512,745
Recovered	\$201,378	\$94,065	\$8,962	\$825	\$2,181	\$3,699	\$2,923	\$11,356,352
% Recovered	85.6%	8.2%	12.0%	5.9%	8.1%	6.0%	77.1%	19.4%
<b>TOTALS</b>								
Stolen	\$381,375	\$4,410,694	\$118,701	\$194,044	\$102,819	\$437,082	\$14,647	\$243,864,879
Recovered	\$254,928	\$997,726	\$16,074	\$78,122	\$32,362	\$116,146	\$6,441	\$72,233,659
% Recovered	66.8%	22.6%	13.5%	40.3%	31.5%	26.6%	44.0%	29.6%

\*The criminal statistics within this publication are only those criminal statistics reported to the Uniform Crime Reporting Program by the participating law enforcement agencies.

# West Wendover Police Department



Police Chief - Ron Supp

Shown above - Retired Chief Richard "Fritz" Weighall with Annie the police dog

Loyalty above all except honor

[www.westwendovercity.com/resguide/police.php](http://www.westwendovercity.com/resguide/police.php)



# ENFORCEMENT PERSONNEL EMPLOYMENT DATA

2004

---

The Uniform Crime Reporting Program in Nevada compiles information on enforcement personnel statewide. Included are the total number of sworn and civilian support personnel with each agency broken out by gender. Also provided in this section are ratios of police to population.

A wide variety of factors unique to different jurisdictions affect the number of employees utilized by various law enforcement agencies to enable them to fulfill their service requirements. Because of this, persons attempting to make comparisons of population/enforcement personnel ratios between agencies/jurisdictions should do so cautiously. The State of Nevada, especially, with highly transient and seasonal population variations, has enforcement requirements which differ from many other jurisdictions.

Usage of the term "full-time sworn", when referring to enforcement personnel, does not necessarily mean they are engaged in what the public generally perceives as "regular" police duties, such as investigations, patrol, deterrence, etc. The number of personnel available for "regular" duties is affected by regulatory, correctional, administrative and special assignments. Consideration of in-house duties and responsibilities should temper comparisons of agencies.

## Sworn Personnel

- During 2004, there were 4,090 full-time sworn municipal personnel in Nevada, providing 2.00 officers per 1,000 residents for urban population areas.
- There were 972 full-time sworn deputies employed by Nevada's 16 sheriff's departments in 2004, and 367 troopers with the Nevada Highway Patrol. The ratio of enforcement personnel for every 1,000 population in the rural areas was 3.66.
- Statewide, there were 5,429 full-time sworn law enforcement officers in 2004. This represents an overall ratio of 2.25 officers per 1,000 Nevada residents.
- Nationally in 2003, the latest full year of data available, a total of 14,072 city, county and state police agencies employed 663,796 full-time officers and 285,146 civilians, who provided services to more than 274 million inhabitants.
- Regionally, the highest ratios of sworn officers to population in 2003 were recorded in the Southern states, where there were 3.5 per 1,000 inhabitants. The Northeast had a rate of 3.2 and the Midwest had 2.8. The Western states had the lowest ratio of 2.4.
- The nation's law enforcement community overall, in 2003, had an average of 3.5 full-time sworn personnel for every 1,000 inhabitants.

## Civilian Personnel

- Municipal police departments in Nevada in 2004 employed a total of 1,963 full-time civilians.
- Sheriff's departments statewide maintained 468 full-time civilian employees in 2004. The Nevada Highway Patrol employed a total of 185.
- The total number of full-time civilian support personnel employed statewide in 2004 was 2,616.

\*The criminal statistics within this publication are only those criminal statistics reported to the Uniform Crime Reporting Program the participating law enforcement agencies.

**Nevada Full-time Enforcement Employees As of October 31, 2004**

Agency	Sworn Employees			Civilian Employees			Total Employees		
	Male	Female	Total	Male	Female	Total	Male	Female	Total
Boulder City PD	26	1	27	0	10	10	26	11	37
Carlin PD	5	0	5	0	2	2	5	2	7
Carson City SO	77	10	87	9	38	47	86	48	134
Churchill SO	34	3	37	1	6	7	35	9	44
Clark Co School PD	141	15	156	7	13	20	148	28	176
Douglas SO	86	7	93	0	15	15	86	22	108
Elko SO	46	5	51	3	8	11	49	13	62
Elko PD	35	2	37	0	5	5	35	7	42
Esmeralda SO	9	1	10	2	2	4	11	3	14
Eureka SO	10	4	14	1	3	4	11	7	18
Fallon PD	19	1	20	3	9	12	22	10	32
Henderson PD	260	39	299	22	77	99	282	116	398
Humboldt SO	25	6	31	0	12	12	25	18	43
Lander SO	15	4	19	0	8	8	15	12	27
Las Vegas Metro PD	2,359	319	2,678	350	1,107	1,457	2,709	1,426	4,135
Lincoln SO	13	2	15	0	2	2	13	4	17
Lovelock PD	5	0	5	0	1	1	5	1	6
Lyon SO	62	3	65	4	23	27	66	26	92
Mesquite PD	26	2	28	5	7	12	31	9	40
Mineral SO	16	1	17	0	6	6	16	7	23
Nevada Highway Patrol	349	18	367	43	142	185	392	160	552
North Las Vegas PD	208	30	238	26	95	121	234	125	359
Nye SO	92	11	103	5	29	34	97	40	137
Pershing SO	15	0	15	7	1	8	22	1	23
Reno PD	316	28	344	25	111	136	341	139	480
Sparks PD	93	6	99	1	40	41	94	46	140
Storey SO	14	6	20	0	2	2	14	8	22
TMCC PD	5	1	6	3	1	4	8	2	10
UNLV PD	31	3	34	7	10	17	38	13	51
UNR PD	22	4	26	1	4	5	23	8	31
Washoe School PD	22	10	32	1	5	6	23	15	38
Washoe SO	324	65	389	100	176	276	424	241	665
West Wendover PD	13	2	15	2	6	8	15	8	23
White Pine SO	25	1	26	0	7	7	25	8	33
Winnemucca PD	15	0	15	0	4	4	15	4	19
Yerington PD	6	0	6	0	1	1	6	1	7
<b>Total</b>	<b>4,819</b>	<b>610</b>	<b>5,429</b>	<b>628</b>	<b>1,988</b>	<b>2,616</b>	<b>5,447</b>	<b>2,598</b>	<b>8,045</b>

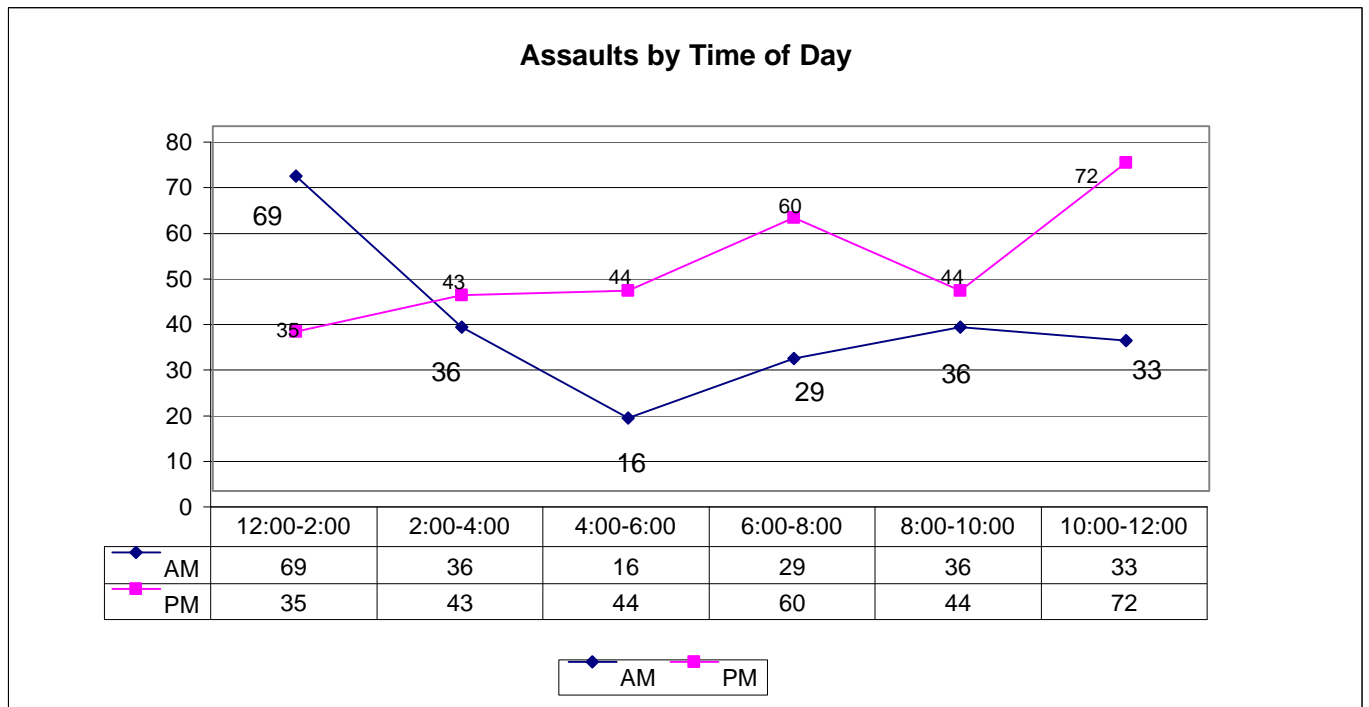
\*The criminal statistics within this publication are only those criminal statistics reported to the Uniform Crime Reporting Program by the participating law enforcement agencies.

## ASSAULTS ON LAW ENFORCEMENT PERSONNEL

Nevada UCR compiles detailed monthly data regarding the problem of assaults on law enforcement personnel. The following displays more noticeable points on this issue.

### Facts - 2004 Assaults

- In 2004 there was a total of 516 assaults on law enforcement personnel in Nevada, compared to 518 in 2003.
- The ratio of assaults per 100 officers was 9.5 (10.5 in 2003).
- The greatest number of officer assaults occurred while responding to domestic and other disturbance calls--182 or 35.2% of the total. (217 - 42.1% in 2003).
- Most assaults on officers involved the use of hands, fists, feet, etc., accounting for 415 incidents or 87.4% 435 - 84.4% in 2003).
- Personal injury to officers occurred in 76 (14.7%) of the 515 incidents, while 439 (85.0%) escaped injury.
- 24.2% or 125 of the assaults were aimed at officers who were alone, while 394 (76.3%) involved assisted personnel.
- The time period during which the most assaults occurred was between 10:00 p.m. and 12:00 p.m., with 105 incidents or 20.3%. Another 104 (20.1%) took place between 12:00 p.m. and 2:00 a.m.
- Law enforcement cleared 501 (97.1%) of all assaults on personnel.



\*The criminal statistics within this publication are only those criminal statistics reported to the Uniform Crime Reporting Program by the participating law enforcement agencies.



## Officer Assaults by Activity/Weapon/Assignment - 2004

Activity Type	Total Assaults	Number Cleared	Firearm	Knife/Cutting Device	Other Dangerous Weapon	Hands, Fists, Feet, Etc.	2-Officer Vehicle	1-Officer Vehicle-Alone	1-Officer Vehicle-Assisted	Det./Spec/Assign.-Alone	Det./Spec/Assign.-Assisted	Other-Alone	Other-Assisted
Domestic/Other Disturbance	182	178	3	14	15	150	89	24	54	1	5	7	4
Burglary in Progress	12	11	0	2	1	9	5	2	4	0	1	0	0
Robbery in Progress	5	5	2	0	1	2	3	2	0	0	0	0	0
Attempting other Arrest	46	46	0	1	4	41	17	4	20	0	2	0	3
Civil Disorder	3	3	0	0	1	2	0	1	0	0	0	0	2
Handling Prisoner	87	87	3	0	6	78	20	16	29	2	3	4	13
Investigate Suspicious Persons/Circumstances	54	50	3	2	7	42	21	9	15	1	5	1	2
Ambush-No Warning	1	1	0	0	1	0	0	1	0	0	0	0	0
Mentally Deranged	1	1	0	0	1	0	0	0	1	0	0	0	0
Traffic Pursuits/Stops	75	71	5	1	19	50	19	29	24	1	1	1	0
All Other	50	48	4	0	5	41	17	14	9	3	1	2	5
<b>Totals</b>	<b>516</b>	<b>501</b>	<b>20</b>	<b>20</b>	<b>61</b>	<b>415</b>	<b>191</b>	<b>102</b>	<b>156</b>	<b>8</b>	<b>18</b>	<b>15</b>	<b>29</b>
	Total Assaults		Firearm	Knife/Cutting Item	Other Weapon	Hands, Fists, Feet, Etc.							
With Injury	76		3	0	10	63							
Without Injury	439		17	17	51	354							

\*The criminal statistics within this publication are only those criminal statistics reported to the Uniform Crime Reporting Program by the participating law enforcement agencies.

# Yerington Police Department



Chief Randy Flocchini



Our Community, Our Pride

The mission for every employee of this department is to consistently seek and find ways to affirmatively promote, preserve and deliver a feeling of security, safety and quality services to citizens of the city of Yerington.

[www.yerington.net](http://www.yerington.net)




Photo by Officer John Fielding

# CLASSIFICATION OF OFFENSES

---

Uniformity in reporting under the Nevada Uniform Crime Reporting System is based on the proper classification of offenses reported to or known by law enforcement. The adoption of the National System of Uniform Crime Reporting included the utilization of the offense classifications of that system. Law enforcement in this State has made accurate application of those classifications in the reports submitted to the Nevada Uniform Crime Reporting Program. In view of the need for compatibility with the National System, "offenses" under the program are not distinguished by designation of "misdemeanors", "felonies," or violations of municipal ordinances. The explanations of offense classifications may vary slightly from language used by those familiar with Nevada State Law. However, the major categories of offense classification remain the same between the national and state levels.

## PART I OFFENSES

Offense data consists of information that has been extracted from reports of Part I crimes that have come to the attention of Nevada Law Enforcement Agencies. In general, Part I crimes are usually reported to law enforcement agencies. Part I crimes are comprised of the following offenses.

### 1. HOMICIDE

1a. Murder and Non-Negligent Manslaughter - *The unlawful killing of a human being with malice aforethought.*

General Rule - Any death due to a fight, quarrel, argument, assault, or commission of a crime.

1b. Manslaughter by Negligence - *The unlawful killing of a human being, by another, through gross negligence.*

General Rule - The killing may result from the commission of an unlawful act or from a lawful act performed with gross negligence.

### 2. FORCIBLE RAPE

2a. Rape by Force - *The carnal knowledge of a female forcibly and against her will.*

General Rule - Forcible rape of a female, excluding carnal abuse (statutory rape) or other sex offenses.

2b. Attempted Forcible Rape - *All assaults and attempts to rape.*

### 3. ROBBERY

*The felonious and forcible taking of the property of another, against his will, by violence or by putting him in fear. Includes all attempts.*

3a. Gun - All robberies and attempted robberies involving the use of any type firearm (revolvers, automatic pistols, shotguns, zip guns, rifles, pellet guns, etc.)

3b. Knife or Cutting Instrument - All robberies and attempted robberies involving the use of cutting or stabbing objects (knife, razor, hatchet, axe, scissors, glass, dagger, ice pick, etc.)

3c. Other Dangerous Weapon - All robberies or attempted robberies when any other object or thing is used as a weapon. (This includes clubs, bricks, jack handles, explosives, acid, etc.)

3d. Strong Arm-Hands, Fists, Feet, etc. - All robberies which include mugging and similar offenses where no weapon is used, but strong-arm tactics are employed to deprive the victim of his property. This is hands, arms, fists, feet, etc. As in armed robbery, all attempts are included.

## 4. ASSAULT

*An assault is an attempt or offer, with unlawful force or violence, to do physical injury to another.*

General Rule - All assaults will be classified in the following categories excluding assaults with intent to rob or to rape.

- 4a. Gun - All assaults and attempted assaults involving the use of any type of firearm (revolvers, automatic pistols, shotguns, zip guns, etc.)
- 4b. Knife or Cutting Instrument - All assaults and attempted assaults, involving the use of cutting or stabbing objects (knife, razor, hatchet, axe, scissors, glass, dagger, ice pick, etc.)
- 4c. Other Dangerous Weapon - All assaults or attempted assaults when any other object or thing is used as a weapon (clubs, bricks, jack handles, explosives, acid, poison, burning, and cases of attempted drowning, etc.)
- 4d. Hands, Fists, Feet, Etc. - Aggravated Assaults which are of an aggravated nature when hands, fists, feet, etc., are used. To be classified as aggravated assault, the attack must result in serious injury.

## 5. BURGLARY

*Breaking and Entering - Unlawful entry or attempted forcible entry of any structure to commit a felony or larceny.*

Note: For Uniform Crime Reporting purposes the terms "Burglary" and "Breaking and Entering" are considered synonymous. All such offenses and attempts are scored as burglary. Breaking and Entering of a motor vehicle is classified as a larceny for Uniform Crime Reporting purposes.

General Rule - Any unlawful entry or attempted forcible entry of any dwelling house, attached structure, public building, shop, office, factory, storehouse, apartment, house trailer (considered to be a permanent structure), warehouse, mill, barn, camp, other building, ship, or railroad car.

- 5a. Forcible Entry - All offenses where force of any kind is used to enter unlawfully a locked structure, with intent to steal or commit a felony. This includes entry by use of a master key, celluloid, or other device that leaves no outward mark but is used to open a lock. Concealment inside a building, followed by the breaking out of the structure is also included.
- 5b. Unlawful Entry - No Force - Any unlawful entry without any evidence of forcible entry.
- 5c. Attempted Forcible Entry - When determined that forcible entry has been attempted.

## 6. LARCENY-THEFT (except auto theft)

*The unlawful taking of the property of another with intent to deprive him of ownership.*

General Rule - All larcenies and thefts resulting from pocket-picking, purse-snatching, shoplifting, larceny from auto, larceny of auto parts and accessories, theft of bicycles, larceny from buildings, and from coin-operated machines. Any theft that is not a robbery or the result of breaking and entering is included. Embezzlement, larceny by bailee, fraud, or bad check cases are excluded.

## 7. MOTOR VEHICLE THEFT

*The larceny or attempted larceny of a motor vehicle.*

General Rule - This classification includes the theft or attempted theft of a motor vehicle which, for Uniform Crime Reporting designation, is described as a self-propelled vehicle that runs on the surface of the land and not on rails. Excludes reported offenses where there is a lawful access to the vehicle, such as a family situation or unauthorized use by others with lawful access to the vehicle (chauffeur, employees, etc.) Includes "Joy Riding." Excluded from this category are airplanes, boats, farm equipment, and heavy construction vehicles, which are scored in the larceny category.

## 8. ARSON

*The willful or malicious burning to defraud, a dwelling house, church, college, jail, meeting house, public building, or any building, ship or vessel, motor vehicle or aircraft, contents of buildings, personal property of another, goods or chattels, crops, trees, fences, gates, lumber, woods, bogs, marshes, meadows, etc., are scored as arson.*

Includes all arrests for violations of state laws and municipal ordinances relating to arson and attempted arson.

## PART II OFFENSES

The Part II offenses encompass all other crime classifications outside of those defined as Part I offenses. In November 1932, the national UCR Program adopted a Standard Classification of Offenses for the compilation of criminal statistics. This classification was devised and adopted in order that law enforcement, judicial, and penal statistics might be uniformly compiled in terms of a single classification of offenses. The definitions of the Part II offenses that follow include some of the offense titles described in NRS and in county or municipal codes. These titles have been included as descriptive data to aid in determining the offenses that are included or excluded from each classification.

## 9. OTHER ASSAULTS

*Assaults and attempted assaults where no weapon was used or which did not result in serious or aggravated injuries to the victim are included, as other assaults.*

Examples of local jurisdiction offense titles that would be included in "other assaults" are:

- A. Simple assault
- B. Minor assault
- C. Assault and battery
- D. Injury by culpable negligence
- E. Resisting or obstructing an officer
- F. Intimidation
- G. Coercion
- H. Hazing
- I. Attempts to commit the above

## 10. FORGERY AND COUNTERFEITING

*In the majority of states, forgery and counterfeiting are treated as allied offenses. Placed in this class are all offenses dealing with the making, altering, uttering or possessing, with intent to defraud, anything false in the semblance of that which is true. Included are:*

- A. Altering or forging public or other records
- B. Making, altering, forging or counterfeiting bills, notes, drafts, tickets, checks, credit cards, etc.
- C. Forging wills, deeds, bonds, seals, trademarks, etc.
- D. Counterfeiting coins, plates, bank notes, checks, etc.
- E. Possessing or uttering forged or counterfeited instruments
- F. Erasures
- G. Signing the name of another or fictitious person with intent to defraud
- H. Using forged labels
- I. Possession, manufacture, etc., of counterfeiting apparatus
- J. Selling goods with altered, forged, or counterfeited trademarks
- K. All attempts to commit the above

## **11. FRAUD**

*Fraudulent conversion and obtaining money or property by false pretense. Included are:*

- A. Bad checks, except forgeries or counterfeiting
- B. Confidence games
- C. Leaving full-service gas station without paying attendant
- D. Unauthorized withdrawal of money from an automatic teller machine
- E. Attempts to commit the above

## **12. EMBEZZLEMENT**

*Misappropriation or misapplication of money or property entrusted to one's care, custody, or control. Attempts are included.*

## **13. STOLEN PROPERTY, BUYING, RECEIVING, POSSESSING**

*Included in this class are all offenses of buying, receiving, and possessing stolen property, as well as all attempts to commit any of these offenses.*

## **14. VANDALISM**

*Vandalism consists of the willful or malicious destruction, injury, disfigurement, or defacement of any public or private property, real or personal, without consent of the owner or person having custody or control by cutting, tearing, breaking, marking, painting, covering with filth, or any other such means as may be specified by local law. This offense covers a wide range of malicious behavior directed at property such as: cutting auto tires, drawing obscene pictures on public restrooms walls, smashing windows, destroying school records, tipping over gravestones, defacing library books, etc. Attempts are included.*

## **15. WEAPON, CARRYING, POSSESSING, CONCEALING**

*This class deals with weapons offenses, regulatory in nature such as:*

- A. Manufacture, sale, or possession of deadly weapons
- B. Carrying deadly weapons, concealed or openly
- C. Using, manufacturing, etc., silencers
- D. Furnishing deadly weapons to minors
- E. Aliens possessing deadly weapons
- F. All attempts to commit any of the above

## **16. PROSTITUTION AND COMMERCIALIZED VICE**

*Included in this class are sex offenses of a commercialized nature such as:*

- A. Prostitution
- B. Keeping a bawdyhouse, disorderly house, or house of ill repute
- C. Pandering, procuring, transporting, or detaining women for immoral purposes
- D. All attempts to commit the above

## **17. SEX OFFENSES (except forcible rape, prostitution, commercialized vice)**

*Includes offenses against chastity, common decency, morals, and the like. Included are:*

- A. Adultery and fornication
- B. Buggery

- C. Incest
- D. Indecent exposure
- E. Indecent liberties
- F. Seduction
- G. Sodomy or crime against nature
- H. Statutory rape (no force)
- I. All attempts to commit any of the above

## 18. DRUG ABUSE VIOLATIONS

*Drug abuse violation arrests are requested on the basis of the narcotics used. Included are all arrests for violations of state and local ordinances, specifically those relating to the unlawful possession, sale, use, growing, manufacturing, and making of narcotic drugs.*

### SALE / MANUFACTURING

- A. Opium or cocaine and their derivatives (morphine, heroin, codeine)
- B. Marijuana
- C. Synthetic narcotics - manufactured narcotics that can cause true drug addiction (Demerol, Methadones)
- D. Dangerous non-narcotic drugs (barbiturates, Benzedrine)

### POSSESSION

- E. Opium or cocaine and their derivatives (morphine, heroin, codeine)
- F. Marijuana
- G. Synthetic narcotics - manufactured narcotics that can cause true drug addiction (Demerol, Methadones)
- H. Dangerous non-narcotic drugs (barbiturates, Benzedrine)

Includes all attempts to sell, manufacture, or possess any of the above

## 19. GAMBLING

*All charges which relate to promoting, permitting or engaging in gambling. To provide a more refined collection of gambling arrests, the following breakdowns are furnished.*

- A. Bookmaking (horse and sport books)
- B. Numbers and lottery
- C. All other

## 20. OFFENSES AGAINST FAMILY & CHILDREN

*Included are all charges of non-support and neglect of family and children. Examples are:*

- A. Desertion, abandonment, or non-support of spouse or child
- B. Neglect or abuses of spouse or child (if injury is serious, score as aggravated assault)
- C. Non-payment of alimony
- D. All attempts to commit any of the above

Note: Not counted are victims of these charges who are merely taken into custody for their own protection.

## 21. DRIVING UNDER THE INFLUENCE

*This class is limited to the driving or operating of any vehicle while drunk or under the influence of liquor or narcotic drugs. It includes:*

- A. Operating a motor vehicle while under the influence
- B. Operating an engine, train, streetcar, boat, etc., while under the influence

## 22. LIQUOR LAWS

*With the exception of "Drunkenness" (offense 23) and "Driving under the Influence" (offense 21), liquor law violations, state or local, are placed in this class, excluding federal violations. It includes:*

- A. Manufacturing, sale, transportation, furnishing, possessing, etc., intoxicating liquor
- B. Maintaining unlawful drinking places
- C. Bootlegging
- D. Operating a still
- E. Furnishing liquor to a minor or intemperate person
- F. Using a vehicle for illegal transportation of liquor
- G. Drinking on train or public conveyance
- H. All attempts to commit any of the above

## 23. DRUNKENNESS

*Included in this class are all offenses of drunkenness or intoxication, with the exception of "Driving under the Influence" (offense 21).*

- A. Drunkenness
- B. Drunk and disorderly
- C. Common or habitual drunkard
- D. Intoxication

## 24. DISORDERLY CONDUCT

*In this class are placed all charges of committing a breach of the peace. Included are:*

- A. Affray
- B. Unlawful assembly
- C. Disturbing the peace
- D. Disturbing meetings
- E. Disorderly conduct in state institutions, at court, at fairs, on trains or public conveyances, etc.
- F. Blasphemy, profanity, and obscene language
- G. Desecrating the flag
- H. Refusing to assist an officer
- I. All attempts to commit the above

## 25. VAGRANCY

*Persons prosecuted on the charge of being, "a suspicious person, etc.," are included in this class. Included are:*

- A. Vagrancy
- B. Begging
- C. Loitering, persons 18 and over
- D. Vagabondage

## 26. ALL OTHER OFFENSES

*Included in this class are all other state or local offenses (except traffic violations) not included in offenses 1 through 25.*

- A. Admitting minors to improper places
- B. Abduction and compelling to marry
- C. Bigamy and polygamy
- D. Blackmail and extortion



- E. Bribery
- F. Combination in restraint of trade; trusts, monopolies
- G. Contempt of court
- H. Criminal anarchism
- I. Criminal syndicalism
- J. Discrimination, unfair competition
- K. Kidnapping
- L. Marriage within prohibited degrees
- M. Offenses contributing to juvenile delinquency (except as provided for in offenses 1 to 25), such as employment of children in immoral vocations or practices, admitting minors to improper places
- N. Perjury and subornation of perjury
- O. Possession, repair, manufacture, etc. of burglar's tools
- P. Possession of drug paraphernalia
- Q. Possession or sale of obscene literature, pictures, etc.
- R. Public nuisances
- S. Riot and rout
- T. Trespass
- U. Unlawfully bringing weapons into prisons or hospitals
- V. Unlawfully bringing drugs or liquor into state prisons, hospitals, etc.; furnishing to convicts
- W. Unlawful disinterment of the dead and violation of sepulcher
- X. Unlawful use, possession, etc. of explosives
- Y. Violations of state regulatory laws and municipal ordinances
- Z. Violation of quarantine
- AA. All offenses not otherwise classified and all attempts to commit any of the above

## **27. SUSPICION**

*While "suspicion" is not an offense, it is the grounds for many arrests in those jurisdictions where the law permits. After examination by law enforcement officers, the prisoner is either formally charged or released. Those formally charged are entered in one of the Part I or Part II offense classes. The suspicion class is limited to "suspicion" arrests where persons arrested are released by police.*

## **28. CURFEW AND LOITERING LAWS (persons under 18)**

*Contains all arrests made for violations of local curfew or loitering ordinances where such laws exist.*

## **29. RUNAWAY (persons under 18)**

*For purposes of the UCR program, reported in this category are apprehensions for protective custody as defined by local statute. Arrests of runaways from one jurisdiction by another agency are counted by the home jurisdiction. Protective custody actions with respect to runaways taken for other jurisdictions are not included.*

# CALCULATION OF RATES

---

*The Uniform Crime Reporting Program provides data for police executives to measure local problems. To facilitate this function, local data must be converted into terms of rates and percentages. Simple formulas are displayed here which may assist in these computations.*

## CRIME RATES

One of the most meaningful crime statistics is the crime rate. This is the number of Part I offenses per 1,000 inhabitants. This rate can be calculated for any city, town or county.

To compute crime rates, divide the community population by 1,000 and divide the number of offenses in each class by that number. The answer is the number of offenses per 1,000 population and is the crime rate for that particular offense.

### Example:

- a. Population - 75,000
  - b. Number of burglaries - 215  
Divide: 75,000 by 1,000 = 75.0  
Divide: 215 by 75.0 = 2.87
- The crime rate for burglary is 2.87 per 1,000 inhabitants.

## CLEARANCE RATES

The percentage of crimes cleared is obtained by dividing the number of offenses cleared by the number of offenses known. This answer is then multiplied by 100.

### Example:

- a. Number of clearances in robbery - 38
  - b. Number of total robberies - 72  
Divide: 38 by 72 = 0.528  
Multiply: 0.528 by 100 = 52.8
- The clearance rate for robbery is 52.8%.

## CRIME TREND DATA

Each local agency can compute crime trends for a given offense for their individual agency for a particular period of time.

### Example:

- a. Auto thefts in your jurisdiction for July through December last year numbered 21.
- b. Auto thefts in your jurisdiction for July through December this year numbered 29.  
Subtract: 29-21 = 8, notice that 8 is an increase over the past year.  
Divide: 8 by 21 = 0.38, always divide the difference by the total in the earlier time period.  
Multiply: 0.38 x 100 = 38.0

The trend in auto theft is a 38.0% increase for the last six months of this year compared to the last six months of last year.

## POLICE EMPLOYEE DATA

Police employee rates are expressed as the number of employees per 1,000 population. To compute this rate, divide the population by 1,000 and divide the number of enforcement employees by this number.

### Example:

- a. Jurisdiction's population - 75,000
  - b. Agency's number of employees - 102  
Divide: 75,000 by 1,000 = 75  
Divide: 102 by 75 = 1.36
- The employee rate is 1.36 employees per 1,000 population.