

Crime and Justice in Nevada 2003



Photo courtesy of Larry Spradlin

State of Nevada
Department of Public Safety

CRIME AND JUSTICE IN NEVADA

ACKNOWLEDGMENTS

The Nevada Department of Public Safety, Nevada Highway Patrol, would like to express its appreciation to the following personnel for their involvement with the Nevada UCR Program:

NEVADA STATE UCR PROGRAM

UCR Advisory Committee Members

David Hosmer, Chairman
Department of Public Safety

Judge Connie J. Steinheimer
District Court Judges Association

Judge Edward R. Johnson
Justice and Municipal Court Judges Association

Sheriff Neil B. Harris
Elko County Sheriff's Office

Dick McKee, Deputy Chief
Las Vegas Metropolitan Police Department

Noel S. Waters
District Attorney's Association

Dr. Ken Peak
University of Nevada, Reno
Criminal Justice Department

Director Ron Titus
Administrative Office of the Courts

UCR Technical Subcommittee

Ms. Kathie Heath, Chairman
Carson City Sheriff's Department

Ms. Peggy Stewart
Elko County Sheriff's Office

Ms. Tracy Lang, Co-Chairman
Las Vegas Metropolitan Police Department

Ms. Eva Tregellas
Humboldt County Sheriff's Office

Ms. Debbie Thompson
Reno Police Department

Ms. Barbara J. Telles
North Las Vegas Police Department

Ms. Cindy Miles
Henderson Police Department

Tenna R. Herman, UCR Program Supervisor
Phyllis J. Yancey, Administrative Assistant II

AUTHORITY

The sixty-sixth session of the Nevada Legislature voted to create a Uniform Crime Reporting Program within the Nevada Highway Patrol in 1991.

NRS 179A.078

Uniform program for reporting crimes; advisory committee to assist in establishing and carrying out program.

1. The director of the department shall establish within the central repository, a uniform program for reporting crimes which is designed to collect statistical data relating to crime or delinquency of children and to facilitate the collection and analysis of statistical data relating to crime at a central location.
2. To assist in establishing and carrying out the program required by subsection 1, the director shall establish an advisory committee consisting of eight members selected by the director. The committee must be composed of:
 - (a) One member who represents an association of district judges in this state;
 - (b) One member who represents an association of justices of the peace and judges of municipal courts in this state;
 - (c) One member who represents an association of district attorneys in this state;
 - (d) One member who represents a law enforcement agency located in a county whose population is less than 400,000;
 - (e) One member who represents a law enforcement agency located in a county whose population is 400,000 or more;
 - (f) One member who represents the Nevada highway patrol;
 - (g) One member who represents the University and Community College System of Nevada and has knowledge of the criminal justice system; and
 - (h) One member who represents the office of court administrator.
3. The members of the advisory committee are not entitled to receive compensation while engaged in the business of the advisory committee.
4. A member who is selected to fill a vacancy must possess the same general qualifications as his predecessor in office.



STATE OF NEVADA
DEPARTMENT OF PUBLIC SAFETY

Kenny C. Guinn, Governor

George Togliatti, Director
Department of Public Safety

Major Bob Wideman
Records & Technology Division

Daryl Riersgard, Manager
Records and Identification Bureau



APPRECIATION

The success of the Nevada Uniform Crime Reporting Program hinges on the complete, accurate and timely participation of all of Nevada's law enforcement agencies. The program was established with the support of criminal justice and law enforcement agencies statewide in July of 1991 (Nevada Revised Statute 179A.078).

Although responsibility for actual development and execution of the program was vested in the Nevada Highway Patrol, the individuals at the municipal, county and state levels who submit the raw data are the entities ultimately critical to its viability. Accordingly, we recognize the following dedicated people.

Sue Burkholder
Boulder City Police Department

Sgt. John Wilcock
Lincoln County Sheriff's Office

Chad Odegaard
Pershing County Sheriff's Office

Darla Hoadley
Carlin Police Department

Laura Richardson
Lovelock Police Department

Debbie Thompson
Reno Police Department

Becky Neep
Carson City Sheriff's Office

Ben Hoge
Las Vegas Fire Department

Debbie Bartley
Sparks Police Department

LaRonda Atchison
Churchill County Sheriff's Office

Charlene Johnson
Las Vegas Metropolitan PD

Monique Wilson
Storey County Sheriff's Office

Marthanna Freeman
Clark County School District PD

Shelley Bristol
Lyon County Sheriff's Office

Kaylene Brady
TMCC Police Department

Linda Woolard
Douglas County Sheriff's Office

Cheryl Hughes
Mesquite Police Department

James Morrow
UNLV Police Department

Peggy Stewart
Elko County Sheriff's Office

Bryn Skvarna
Mineral County Sheriff's Office

Jeanne Ohlson
UNR Police Department

Kerry Edson
Elko Police Department

Art Smith
Nevada Division of Investigations

Terry Bartek
Diana Buckmaster
Washoe County School District PD

Sgt. Michelle Knight
Esmeralda County Sheriff's Office

Judy Lampshire
NHP Headquarters - Carson City

Maureene Thomas
Wanda Cockayne
Washoe County Sheriff's Office

Joyce Jeppersen
Eureka County Sheriff's Office

Lisa Angelone
NHP Region I - Las Vegas

Bobbie Bostock
West Wendover Police Department

Glenda Dockery
Fallon Police Department

Sue Merron
NHP Region II - Reno

Sgt. Mike Francone
Sgt. Mike Stolk
White Pine County Sheriff's Office

Cindy Aguilar
Henderson Police Department

George MacIntosh
NHP Region III - Elko

Darlene Thon
Humboldt County Sheriff's Office

Elizabeth Puga
North Las Vegas Police Department

Nancy Johnson
Winnemucca Police Department

Linda Fisher
Lander County Sheriff's Office

Georgiana Barnwell
Nye County Sheriff's Office

Helen Sturtevant
Yerington Police Department

NEVADA



COUNTIES

Kenny C. Guinn
Governor



George Togliatti
Director

Colonel David S. Hosmer
Chief
Nevada Highway Patrol

Records and Identification
808 West Nye Lane
Carson City, Nevada 89703
Telephone (775) 687-1600
www.nvrepository.state.nv.us

FORWARD

The Nevada Highway Patrol presents the tenth annual report of *Crime and Justice in Nevada 2003*. This year we chose Nevada's state parks and recreation areas as our theme. Our tabs show just a small sample of the beauty and diversity that can be found in the state of Nevada.

State Parks had its beginning back in 1935 when the first three state parks were identified: Cathedral Gorge, Beaver Dam, and Valley of Fire State Park. Nevada law defines their role: "the Division shall acquire, protect, develop, and interpret a well-balanced system of areas of outstanding scenic, recreational, scientific and historical importance for the inspiration, use and enjoyment of the people of the State of Nevada and that such areas shall be held in trust as irreplaceable portions of Nevada's natural and historical heritage." The State Tourism Commission tells us that the parks had 4,604,129 visitors in 2003.

There is a tie-in between State Parks and public safety. Under the general powers of the administrator, he "... (b) Shall protect state parks and property controlled or administered by the division from misuse or damage and preserve the peace within those areas. The administrator may appoint or designate certain employees of the division to have general authority of peace officers." There are 24 state parks with 32 commissioned peace officers working statewide. Visitors are always cautioned that crime can occur randomly, even in parks. However park staffs and local law enforcement agencies work hard to ensure the safety and protection of both the parks and visitors.

We recognize the Division as one of many enforcement agencies in the state of Nevada who are working to keep visitors safe, so they can enjoy the beauty and majesty of our State parks.

If you have any questions or comments regarding this publication, please contact the Uniform Crime Reporting Unit of the Records and Identification Bureau, Division of the Nevada Highway Patrol, Department of Public Safety at (775) 687-1600. This publication will be available on-line at www.nvrepository.state.nv.us.

A handwritten signature in black ink, appearing to read "D Riersgard".

Daryl Riersgard, Manager
Criminal History Repository

TABLE OF CONTENTS

Introduction	08
Crime Factors	08
Potential Uses of UCR Data	09
Reporting Procedure	10
Hierarchy Rule	12
Verification Procedure	12
Policy, Release of UCR Information	13
Profile, State of Nevada	14
2003 Highlights, Nevada Crime Clock	15
2001-2003 Nevada Index Crimes	18
Nevada Statewide Index Crimes, 2000-2003	19
2003 Crimes and Clearances Summary	24
Comparison of Crimes/Clearances	28
Index Crimes: Violent	31
Property	32
Murder	33
Rape	37
Robbery	40
Aggravated Assault	44
Burglary	47
Larceny-Theft	51
Motor Vehicle Theft	55
Arson	59
Clearance Rates	63
Arrest Data	65
Hate Crimes	140
Stolen and Recovered Property Values	143
Enforcement Personnel Employment Data	149
Enforcement Personnel Assaults	151
Classification of Offenses	153
Calculation of Rates	160

INTRODUCTION

The Uniform Crime Reporting (UCR) Program is a nationwide cooperative effort of over 17,000 city, county and state law enforcement agencies voluntarily reporting data on crime. The monthly contributions to Nevada's current program, with 37 local law enforcement agencies reporting full-time, represents a solid beginning in establishing an effective statewide criminal justice information system (CJIS). We invite remaining non-participating local law enforcement agencies to join their peers in this effort and participate in this important program.

Inquiries concerning Uniform Crime Reporting may be directed to:

**Department of Public Safety
Nevada Highway Patrol
Uniform Crime Reporting
808 West Nye Lane
Carson City, NV 89703
Tel (775) 687-1600 x235**

Ideally, UCR data will eventually merge with that of the other major components of the criminal justice system (i.e., prosecutors, courts, and corrections) to form an integrated system for the exchange of vital management information. The availability of such data will enhance law enforcement's proactive response to crime and justice in Nevada. The Nevada Highway Patrol has administered the UCR Program as a statewide, standardized method of collecting statistics on crime as it is reported to law enforcement. The UCR Section also produces a reliable set of criminal statistics for use in law enforcement administration, operation and management. Additionally, Nevada's statistics are forwarded monthly to the Federal Bureau of Investigation for inclusion in its annual report, "Crime in the United States."

Over the years, we hope UCR data will be used as a leading social indicator. With this annual report, Nevada's citizens can look to UCR as the primary information source on the nature and extent of crime in Nevada. Criminologists, sociologists, legislators, state and local planners, the media and academicians can use the statistics for wide and varied research, planning and other applications.

CRIME FACTORS

Statistics gathered under the Uniform Crime Reporting Program are submitted by the law enforcement agencies of Nevada and represent a spectrum of crime on statewide, county and municipal levels. Awareness of the presence of unique variables is necessary if fair and equitable conclusions are to be drawn. These crime-influencing factors are present, to some degree, in every community and their presence affects, in varying degrees, the crime developments of the community. Comparison of crime figures between communities should not be made without first considering individual factors present in each community. Crime, as an outgrowth of society, remains a social problem of grave concern and the police are limited in their role as to its detection and suppression. As stated by the President's Commission on Law Enforcement and Administration of Criminal Justice in their report, "The Challenge of Crime in a Free Society," (1967-Page 92);

"But the fact that the police deal daily with crime does not mean that they have unlimited power to prevent it, or reduce it, or deter it. The police did not create and cannot resolve the social conditions that stimulate crime. They did not start and cannot stop the convulsive social changes that are taking place in America."

"They do not enact the laws that they are required to enforce, nor do they dispose of the criminals they arrest. The police are only one part of the criminal justice system; the government is only one part of society. Insofar as crime is a social phenomenon, crime prevention is the responsibility of every part of society. The criminal process is limited to case by case operations, one criminal or one crime at a time."

Set forth in the following are some of the conditions which will, by type and volume, affect crime that occurs from place to place:

- Size and density of community population and the degree of urbanization in the surrounding area
- Compositions of population with particular reference to youth concentration
- Economic status of population, median income and job availability
- Relative stability of population, including commuters, seasonal, and other transient types
- Modes of transportation and area highway systems
- Climate, including seasonal weather conditions
- Cultural conditions such as educational, recreational, and religious characteristics
- Standards governing appointments to the police force
- Policies of prosecuting officials, the courts, correctional and parole/probation officials
- Effective strength of law enforcement agencies
- Attitude of the public toward reporting crime and participation in the prosecution of offenders
- The administrative and investigative efficiency of local law enforcement agencies, including the degree of adherence to crime reporting standards
- Organization and cooperation of adjoining and overlapping police jurisdictions

The primary goal of this program is to identify crime and related problems. Statistics in this publication should not be used to measure or evaluate workloads and results of individual contributing departments. While most police agencies are collectively viewed as crime-fighting units, considerable independent research shows only a small portion of the workload of many departments is spent fighting crime. Because of other assigned duties, the peculiar cycle of crime and clearances, and different community factors that normally affect crime statistics, no conclusions regarding individual departments should be made without consulting directly with the agency being analyzed.

Crime rates in this publication are based on the resident population of the state and its subdivisions as established and published by the Nevada Department of Taxation and Nevada State Demographer. Population estimates are revised annually. Seasonal population figures are too inaccurate and fluctuate too rapidly to be used in determination of crime rates. Most Nevada communities experience rather wide seasonal population fluctuations due to the nature of the state's major industry - gaming/tourism. Accordingly, actual crime rates per thousand reported here may appear higher than might be expected for a community of comparable size without substantial fluctuations. This should not deter police administrators from using the data for planning and administrative purposes. Local seasonal population data is available which can be utilized for further statistical refinements.

Additionally, readers are cautioned not to make direct comparisons between crime rates reported for Nevada communities and those of communities of similar size in other states without first carefully analyzing and applying local modifying factors.

POTENTIAL USES of UCR DATA

The Nevada program is unique among similar state programs as it is dedicated to doing more than just gathering statistics. The program is dedicated to providing statistical support services to its contributors and in producing a variety of reports, or crime profiles, on an as-needed basis. These crime profiles will set the stage for extensive use of the data by police administrators and other criminal justice agencies.

Persons reading this report may question, "How good are Uniform Crime Reports and how may they be used?" Initial responses that come to mind may be limited, but as the information is examined more closely, many and varied uses are discovered. Foremost is keeping the public informed as to the volume and nature of crime, that they may judge and act accordingly. In actuality, UCR is a multi-faceted vehicle of many uses. Here are a few, but by no means all, as they relate to different groups and agencies.

Law Enforcement Contributors

Administrative information relating to:

1. Budget - need and justification
2. Staffing - number needed as to state average number of employees vs. population and crime rate
3. Department composition - Patrol, Administration, Jail, Laboratory, Detective Division, Juvenile
4. Identified problem crimes

5. Disbursement of personnel and shifts in accordance with the crime picture of individual communities with avoidance of duplication of services in cases of concurrent jurisdiction
6. Training - according to crime problem prioritization
7. Equipment procurement - by justified need
8. Selective enforcement - by crime volume, particular times and seasons through UCR information
9. Crime Profiles - identification of problems unique to individual communities
10. Long-range Planning - as anticipated by crime trends

Governor and Legislature

1. Broad, accurate picture of crime in Nevada by location, volume, type and rate, as derived from records of all reporting enforcement agencies
2. Guide to valid funding needs of special interest groups and their requests for same
3. Need for more or fewer specialized programs
4. Identification of crime trends and their relationship(s) to training, courts, corrections and other criminal justice agencies
5. Identification of various social problems relating to drugs, alcohol, juveniles and rehabilitation
6. Effectiveness of various social programs related to the above

Courts - Prosecution

1. Valuable general research information on crimes within the areas being served
2. Crime trend information
3. Identification of problem crimes to be considered in the prosecutorial and judicial processes

Press

A factual source for use in reporting crime and socially-related problems

Social Agencies

1. Identification of problem areas for concentration of remedial activities
2. Application for general evaluation of programs effectiveness

Educational Institutions

Educators at all levels can use UCR data for various studies, budget preparation and planning.

These are a few possible uses, undoubtedly many more exist. The larger the UCR database becomes, the clearer its value will become. Since effective problem solving begins with problem identification, UCR will continue to be meaningful for years to come.

Nevada UCR believes the data provided here can serve as a catalyst for some departments to establish modern record systems for the first time. With other agencies it may spur emplacement of needed system upgrades. This will enable administrators at the chief and sheriff levels to be able to take a renewed look at their departments, potentially effecting beneficial internal operational changes. Awareness by subordinate personnel that their reports and arrest information are being used, not just filed away, will result in better and more comprehensive reporting. Finally, the periodic release of crime information to the general public will keep the crime problem in its proper perspective.

REPORTING PROCEDURE

In Nevada's Uniform Crime Reporting Program, contributing law enforcement agencies are wholly responsible for compiling their own crime reports and submitting them to the Uniform Crime Reporting Section of the Highway Patrol in Carson City. The UCR Section, to maintain data quality and uniformity, furnishes to the contributing agencies continuous training and instruction in Uniform Crime Reporting procedures. All contributors are also given data submission guidelines, report forms and a State of Nevada UCR Guide that outlines, in detail, procedures to score and classify offenses. The guide illustrates and discusses the monthly and annual report forms.

A centralized record system is vital to the sound operation of any law enforcement agency. It is an essential element for crime reporting. Trained UCR personnel at the state level assist contributors in following established reporting procedures.

On a monthly basis, law enforcement agencies (state, county and municipal) report the number of offenses that become known to them in the following crime categories:

1. **Criminal Homicide**
 - a. Murder and Non-Negligent Manslaughter
 - b. Manslaughter by Negligence (not an index crime)
2. **Forcible Rape**
 - a. Rape by Force
 - b. Attempts to Commit Forcible Rape
3. **Robbery**
 - a. Firearm
 - b. Knife or Cutting Instrument
 - c. Other Dangerous Weapon
 - d. Strong-Arm (Hands, Fists, Feet, etc.)
4. **Assault**
 - a. Firearm
 - b. Knife or Cutting Instrument
 - c. Other Dangerous Weapon
 - d. Hands, Fists, Feet, etc, Aggravated
 - e. Hands, Fists, Feet, Not Aggravated (not an index crime)
5. **Burglary**
 - a. Forcible Entry
 - b. Unlawful Entry - No Force
 - c. Attempted Forcible Entry
6. **Larceny-Theft (except motor vehicle theft)**
7. **Motor Vehicle Theft**
 - a. Autos
 - b. Trucks and Buses
 - c. Other Vehicles
8. **Arson**

In addition, the agencies submit the number of arrests recorded, by sex and age, for twenty-one other "Part II" offenses. Descriptions of these offenses are provided under the offense classification section.

Another facet of the UCR Program involves the collection of "hate crimes". In 1990, the President of the United States signed into law the "Hate Crime Statistics Act of 1990". The data identifies crimes that manifest evidence of prejudice based on race, religion, sexual orientation, ethnicity and physical or mental disabilities.

Whenever complaints of crime are determined through investigation to be unfounded or false, they are subtracted from the actual count. The number of "actual offenses known" in these crime categories is reported to the Nevada UCR Section whether or not anyone is arrested for the crime; the stolen property is recovered; prosecution is undertaken; or any other restrictive consideration is in effect.

Other data configurations which contributing agencies tally through the UCR system:

- Number of crimes cleared by arrest or exceptional means
- Number of crimes cleared involving persons under age 18
- Number of enforcement officers killed or assaulted
- Type and value of property stolen and recovered

- Number of arrests for all criminal acts (except traffic violations), broken out by arrestee age, sex and race
- Number of sworn and civilian enforcement personnel employed by agency type
- Number of "hate crimes"

HEIRARCHY RULE

The experience of law enforcement agencies handling UCR data shows that, for the most part, offenses of law occur singly as opposed to many being committed simultaneously. In these single-offense situations, it must be decided whether the crime was one of the Index offenses, and if so, it is scored accordingly. However, if several offenses are committed at the same time by a person or a group of persons, a different approach must be used in classifying and scoring. As a general rule, a multiple-offense situation requires classification of each of the offenses and identification of those that are Part I crimes. The Part I offenses involved must then be located within their ranked list, which goes from most to least priority. The offense, which is highest on the list, is scored. The other offenses involved in the incident are ignored. The Hierarchy Rule, which requires counting only the highest offense on the list and ignoring all others, applies only to crime reporting and does not affect the number of charges for which the defendant may be prosecuted in the courts.

VERIFICATION PROCEDURE

Data uniformity and accuracy is of primary concern under this program. With coverage of approximately 37 reporting jurisdictions within the State of Nevada, the problems with attaining uniformity are apparent. Issuance of instructions and training of personnel within contributing agencies does not complete the role of the UCR Section. It is standard operating procedure to examine each incoming report for mathematical accuracy and completeness, and perhaps of even greater importance, for reasonableness as a possible indication of error.

Clearance factors, recovery rates and other elements are scrutinized and changes are suggested to the contributors where needed. In the instance of minor mathematical corrections, the contributing agency is either contacted by phone or in-person visitations are made by qualified UCR program personnel.

The possibility of report duplication requires constant verification through internal consistency checks. If duplication is suspected, the contributing agency is immediately contacted and the matter is resolved in accordance with guidelines. Continual analysis of reports is maintained to assist contributors when needed and to maintain the quality necessary for a factual and successful program. In addition, quality assurance staff visits contributors to cooperatively assist in necessary revisions of records and reporting methods.

Regardless of the extent of the quality control process employed by the Uniform Crime Reporting Section, the accuracy of the data assembled under this program depends on the sincere effort exerted by each contributor to meet the necessary standards of reporting. We are especially grateful to the UCR support staff in each contributing agency for their diligence and persistence, and their constant attention to reporting policies and procedures.

STATEMENT OF POLICY FOR RELEASE OF UCR STATISTICAL INFORMATION

The following policies provide guidance concerning the release of UCR statistical information. All information to be released is approved by senior staff prior to being released.

1. Nevada UCR will publish annual and monthly reports, reflecting crime in the state. The annual report will be distributed without charge to the governor, members of the legislature, the attorney general, law enforcement agencies and any agency or committee dedicated to law enforcement or criminal justice work.
2. Published reports will be released to the above named entities prior to being released to individuals or agencies extraneous to the criminal justice community.
3. UCR statistical information concerning any individual agency will not be released to any entity or agency, without the written consent of the chief administrator of that agency, if the information has not previously been published. The Uniform Crime Reporting Section will maintain, for one year, a copy of the information released along with the request and the authority of release.
 - A. Information contained in the published annual report may be released via telephone, letter, etc., to any interested party.
 - B. All requests for unpublished information should be directed by letter to the Program Supervisor, UCR Section. These special requests will be honored only for the current reporting year and with the written consent of the agency whose statistics are requested.
 - C. Law enforcement agencies may receive interim, unpublished, specialized reports germane to their agency upon request.

PROFILE OF THE STATE OF NEVADA

This profile is presented to provide some general knowledge and facts about the State of Nevada. The information might assist users of this publication in understanding the environment in which reported crime incidence and arrest data occurred.

NEVADA FACTS AND FIGURES

--Nevada is the seventh largest state in the United States, covering 110,540 square miles. The state's long western border is shared with California, the most populous state in the union. On its northern and eastern borders are the states of Oregon, Idaho, Utah and Arizona. The state's longest distance from the northwest corner to the southern tip is approximately 600 miles. At the widest point it is nearly 350 miles.

--Nevada consists of seventeen counties, ranging in size from 153 square miles for the state capital of Carson City to over 18,000 square miles for Nye County, one of the largest counties in the United States.

--The geography of the state consists of rugged desert and mountain terrain, with the highest mountain peak (Boundary Peak in Esmeralda County) having an elevation of 13,146 feet above sea level and the lowest point on the Colorado River having an elevation of 490 feet.

--Nevada has a four-season climate, with wide variations between its northern and southern latitudes. Low temperatures in the north can go well below zero in the winter months, while high temperatures in the south can climb well over one hundred in the summer (degrees Fahrenheit). It is the most arid state in the country, receiving an annual average of less than ten inches of precipitation.

--Of Nevada's total land area, 85.3% is controlled by the federal government, state and local governments control .3% and 1.6% falls under the jurisdiction of 22 American Indian reservations. The United States military, which has a significant presence, has reserved very large areas.

--Nevada's population increased by over 54% between 1980 and 1990 (from 800,508 to 1,236,130) and by 60.0% from 1990 to 2000 (1,236,130 to 2,065,610). The state has experienced the fastest rate of growth in the nation for the past several years. Due to these tremendous long-term increases, several communities have been hard-pressed to provide necessary infrastructures. This trend is expected to continue, although possibly at a slightly lower rate. Despite this growth, Nevada remains one of the most sparsely populated states, with about 18 people per square mile. Fully 86.9% of the state's total population (2,296,563) is located in the counties of Clark (1,620,748 – 70.6%) and Washoe (373,233 – 16.3%).

--The Nevada State Demographer-University of Nevada, Reno, estimated the following population composition for Nevada in 2003: White, 63.75%; Hispanic, 21.99%; African Americans, 6.89%; Asian, Pacific Islanders 6.02%, American Indians, Eskimo, Alut 1.35%. Age 4 and under, 7.07%; Ages 5-19 21.01%, Ages 20-64 60.78% and ages 65 and over, 11.14%. Males 50.79%, and Females 49.21%.

--Tourism and gaming are the state's largest industries. The gaming industry generated \$721,834,741 million in revenue for the state in FY 2003. Approximately 47,909,258 million people visited in 2003. Of concern to Nevada is the rapid spread of gaming to other states and Indian reservations. The Las Vegas area has responded by expanding and building huge "destination" or "theme" resorts, catering to a broader spectrum of interests.

--A substantial ongoing effort has been successfully undertaken to diversify Nevada's economy. Hundreds of out-of-state firms have relocated to Nevada and thousands of new businesses have opened.

--Nevada is the largest gold producer in the United States and ranks in the top ten in the world. The bulk of this mining boom has occurred within the past ten years and has primarily taken place in the rural northern part of the state.

Highlights



Lake Mead at Sunset

State of Nevada
Department of Public Safety

NEVADA CRIME CLOCK - 2003 HIGHLIGHTS

One
INDEX CRIME OFFENSE
every 4 minutes, 46 seconds

One
VIOLENT CRIME
every 38 minutes, 4 seconds

One
PROPERTY CRIME
every 5 minutes, 26 seconds



One
MURDER
every 1 day, 20 hours

One
BURGLARY
every 23 minutes, 56 seconds

One
RAPE
every 10 hours, 4 minutes

One
LARCENY
every 9 minutes, 52 seconds

One
ROBBERY
every 1 hour, 41 minutes

One
MOTOR VEHICLE THEFT
every 25 minutes, 13 seconds

One
AGGRAVATED ASSAULT
every 1 hour, 10 minutes

One
ARSON
every 15 hours, 17 minutes

The crime clock should be viewed with care. Being the most aggregate representation of UCR data, it is designed to convey the annual reported crime experience by showing the relative frequency of occurrence of the Index Offenses. This mode of display should not be taken to imply regularity in the commission of the Offenses, rather, it represents the annual ratio of crime to fixed time intervals.

CRIME IN NEVADA 2003 - HIGHLIGHTS

CRIME RATE

The Nevada Crime Rate is based on the occurrence of an index offense per 1,000 residents of the state. Municipal and county rates are based on their individual populations. The state crime rate for 2003 was 48.12 per 1,000. The comparable rate for 2002 was 44.60. The state population utilized was 2,296,563 the latest available estimate for 2003 from the State Demographer, Bureau of Business and Economic Research, University of Nevada.

INDEX OFFENSES

There were 110,520 Index Offenses reported by enforcement during 2003--an increase of 12,124 offenses (8.9%) from the 98,396 offenses reported in 2002. Nevada's ten-year average for total index offenses (1994-2003) was 95,924.

VIOLENT CRIMES

Murder, rape, robbery and aggravated assault make the "violent crimes" category. Violent crimes as a group decreased by 56 offenses from 2002 for a .4% decrease. During 2003 violent crimes totaled 13,811. The 2002 total was 13,867. Violent crimes accounted for 12.5% of all reported index crimes (14.1% in 2002) and displayed a crime rate of 6.3 per 1,000 population. Nevada's ten-year average for violent crimes (1994-2003) was 12,738.

PROPERTY CRIMES

Property crimes, consisting of burglary, larceny, motor vehicle theft and arson increased in 2003 by 12,180 offenses (14.4%) from 2002. There were 96,709 offenses reported in 2003, with 84,529 experienced in 2002. Property crimes accounted for 87.5% of all index crimes in 2003, with a crime rate of 42.11 offenses per 1,000 population. Nevada's ten-year average for property crimes (1994-2003) was 81,304. *Special Note: National arson data was not sufficient prior to 1994 and is not included in totals delineated here.*

MURDER

There were 197 murders committed in Nevada during 2003, up by 13 (6.6%) from the 184 murders reported in 2002. Included in this total were zero manslaughters by negligence. Law enforcement cleared 99 murders this year (50.3%). Nevada's ten-year average for homicide offenses (1994-2003) was 179.

RAPE

Forcible rapes decreased by 59 during 2003. There were 871 offenses reported to enforcement in 2003, compared to 930 in 2002. Of the total, 723 were actual rapes, while 148 were classified as attempts. Nevada's ten-year average for rape offenses (1994-2003) was 918.

ROBBERY

Robberies increased by 96 offenses (1.8%) during 2003, from 5,119 in 2002 to 5,215. Nevada's ten-year average for robbery offenses (1994-2003) was 4,856.

AGGRAVATED ASSAULT

Nevada law enforcement reported 7,528 aggravated assaults during 2003, a decrease of 106 (1.39%) from the 2002 figure of 7,632. In addition, there were 33,954 simple assaults in 2003. Nevada's ten-year average for aggravated assault offenses (1994-2003) was 6,785.

BURGLARY

Burglary offenses increased in 2003 by 3,009 (15.9%) from the 2002 total of 18,953. The 21,962 burglaries in 2003 resulted in property loss totaling \$70,743,195. Burglaries represented 20.2% of all reported index offenses. Nevada's ten-year average for burglary offenses (1994-2003) was 19,466.

LARCENY

The crime of larceny in Nevada for 2003 totaled 53,325, a 12.4% increase from the 2002 figure of 47,461. Thefts from buildings represented 40.7% of all larceny crimes reported. Nevada's ten-year average for larceny-theft offenses (1994-2003) was 49,086.

MOTOR VEHICLE THEFT

The number of motor vehicle thefts increased by 3,364 (19.2%) during 2003, from 17,485 in 2002 to 20,849. Nevada's ten-year average for motor vehicles stolen (1994-2003) was 12,106.

ARSON

Arson was added to the list of reportable index crimes in 1980. During 2003 there were 573 arsons reported in Nevada, compared to 630 in 2002. This represents a decrease of 9.0%. Estimated property loss from these offenses totaled \$22,276,587.

STOLEN/RECOVERED PROPERTY

During 2003 law enforcement agencies recorded \$258,615,728 worth of property stolen during the commission of index crimes. They were able to recover \$66,563,566 (25.7%).

CLEARANCE RATE

Law enforcement agencies cleared 18.4% of all index crimes in Nevada in 2003 a decrease of 7.5% over 2002. Nationally, 20.0% were cleared in 2002.

ARRESTS

The total number of persons arrested, summoned or cited by enforcement in 2003, including juveniles and adults, was 152,962 or 0.99% under the 2002 total of 153,065. Drug arrests by the Division of Investigation (NDI) in 2003 were 210. Nevada's total arrest rate per 1,000 population in 2003 was 67.0. This does not include drug or DUI arrests of the Nevada Highway Patrol.

POLICE EMPLOYMENT DATA

Statewide there were 4,688 full-time sworn law enforcement officers in Nevada in 2003. This represents a ratio of 2.04 officers per 1,000 population. Nationally the average ratio per 1,000 was 2.3 in 2002.

OFFICER ASSAULTS

Nevada law enforcement officers experienced 518 assaults in 2003, an increase of 3 (0.9%) from the 515 reported in 2002. Law enforcement cleared 510 (97.1%) of all assaults on personnel.

Index Crimes



- Photo courtesy of Nevada State Parks

Valley of Fire State Park: The Park is located near Lake Mead and Las Vegas.
Valley of Fire is Nevada's oldest and largest state park.

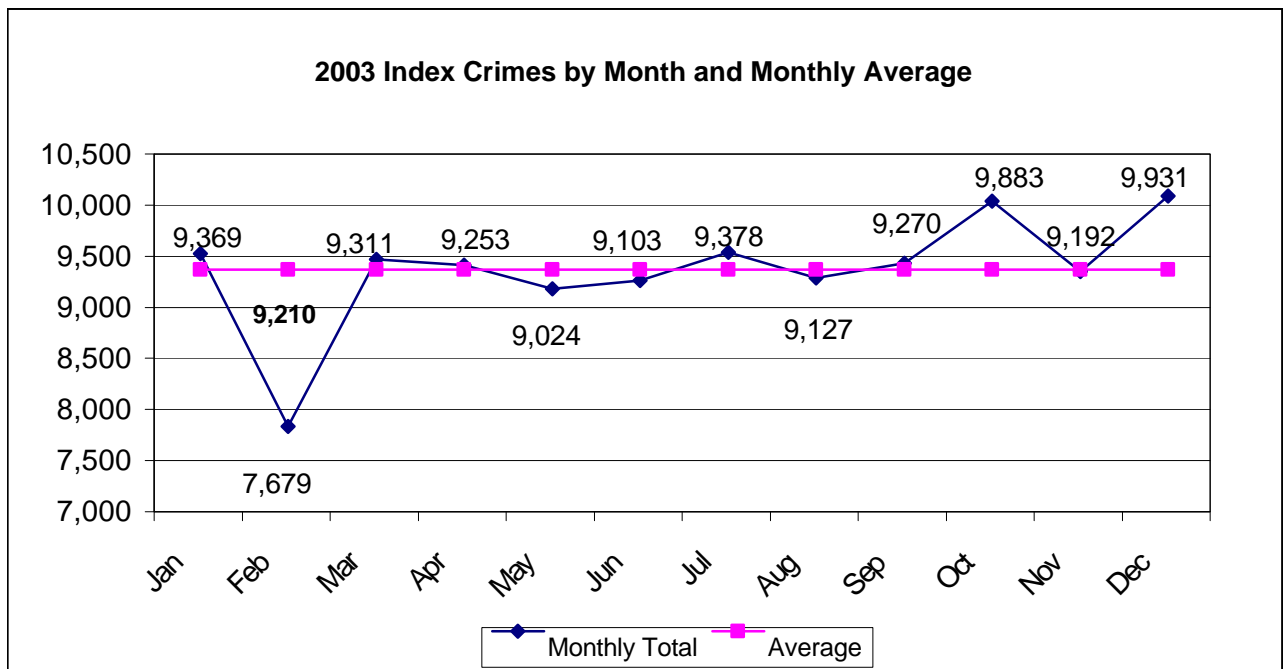
State of Nevada
Department of Public Safety

2001-2003 Nevada Index Crimes

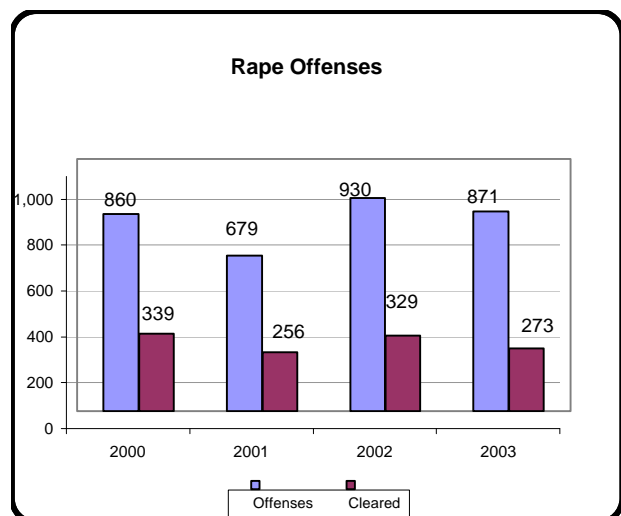
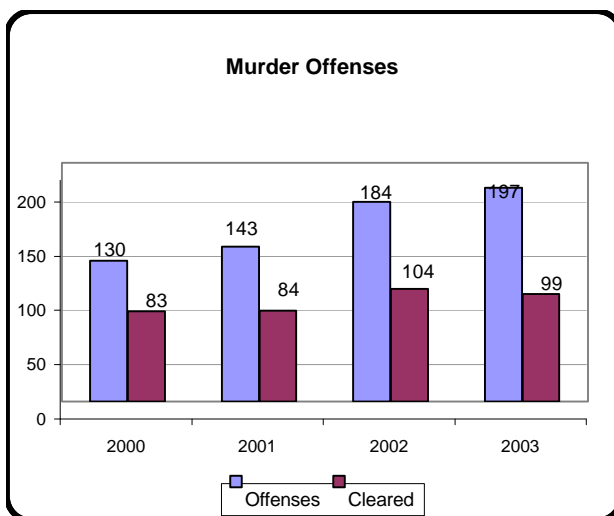
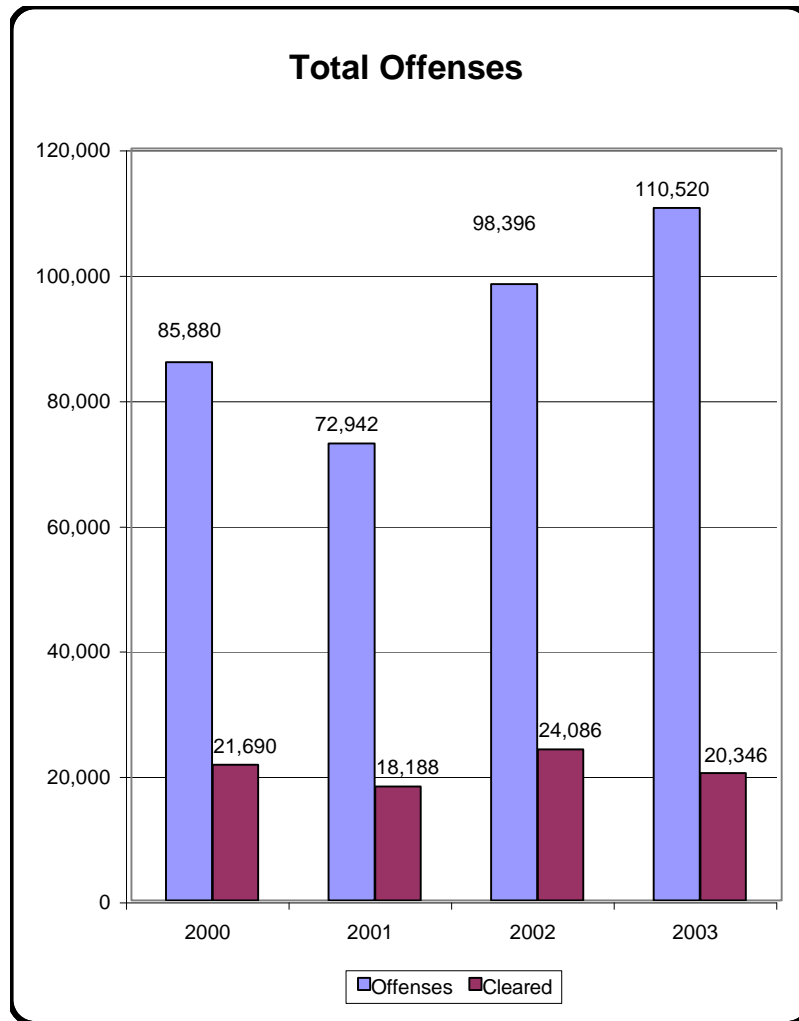
The figures displayed here represent the latest three calendar-years of data collection and compilation under the state-run Nevada UCR Program. Thirty-seven agencies are currently reporting UCR data, covering 99% of the state's population.

Crime rates as they appear in this publication are per 1,000 population. No attempt is made to incorporate transient populations or other factors which contribute to the ratio and types of crime in given areas. Any effort to make comparisons of crime rates between areas should be tempered by these population and environmental variables.

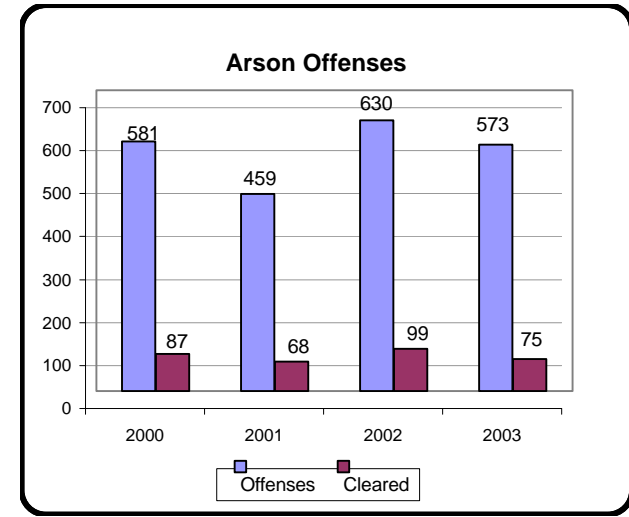
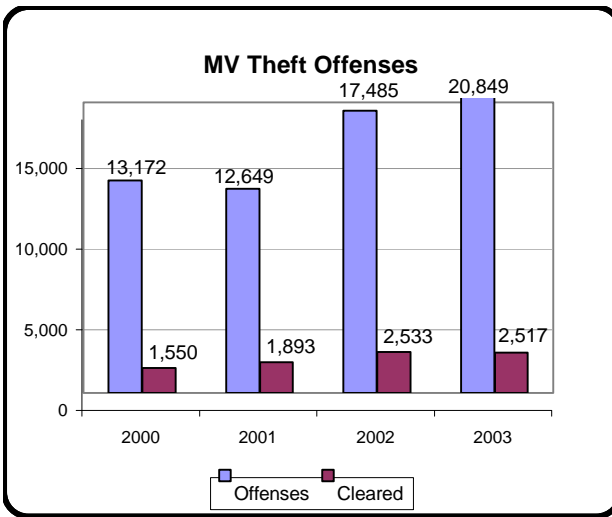
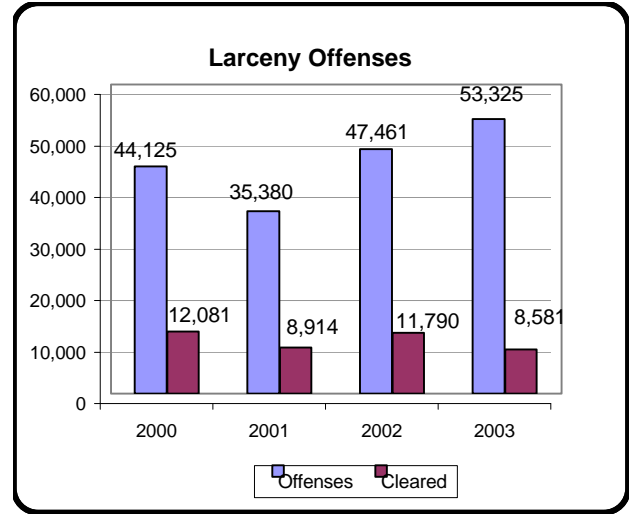
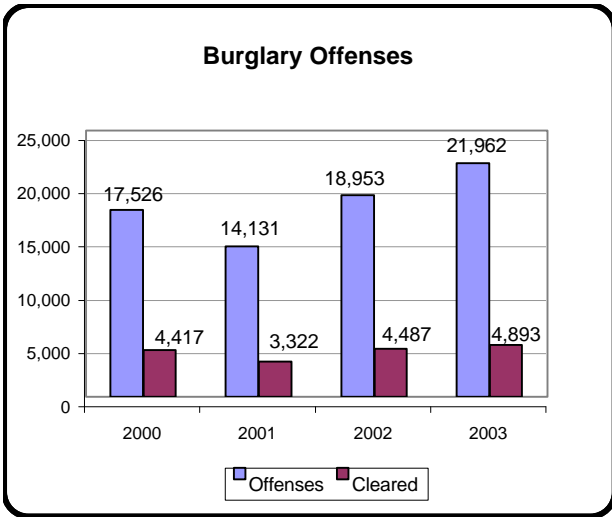
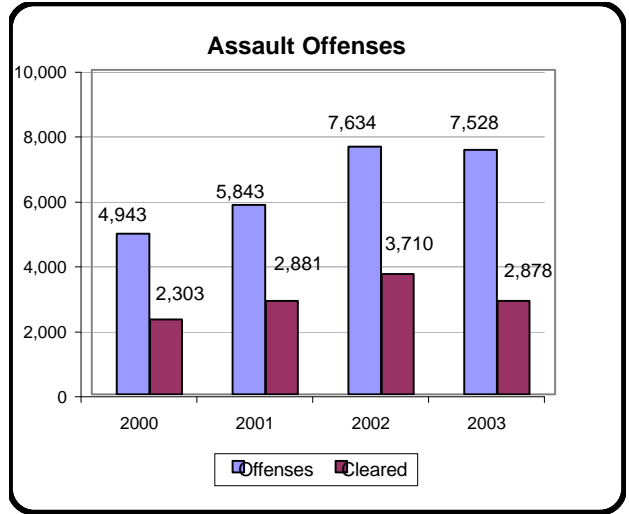
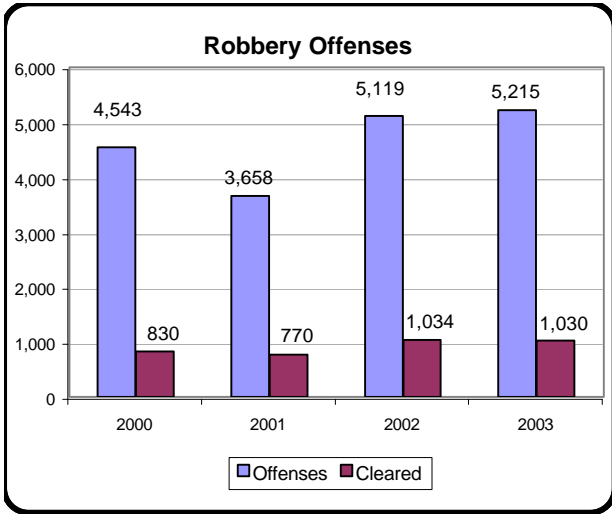
Offense	Number of Offenses			Percent of Total			Rate/1,000 Pop		
	2001	2002	2003	2001	2002	2003	2001	2002	2003
Murder	186	184	197	0.21	0.19	0.18	0.09	0.08	0.09
Rape	883	930	871	0.98	0.95	0.79	0.41	0.42	0.38
Robbery	4,932	5,119	5,215	5.46	5.20	4.72	2.31	2.32	2.27
Aggravated Assault	6,337	7,634	7,528	7.01	7.76	6.81	2.97	3.46	3.28
Burglary	17,710	18,953	21,962	19.60	19.26	19.87	8.30	8.59	9.56
Larceny	45,072	47,461	53,325	49.88	48.23	48.25	21.14	21.51	23.22
MV Theft	14,703	17,485	20,849	16.27	17.77	18.86	6.90	7.93	9.08
Arson	536	630	573	0.59	0.64	0.52	0.25	0.29	0.25
Total	90,359	98,396	110,520	100.00	100.00	100.00	42.37	44.60	48.12



Nevada Statewide Index Crimes, 2000 - 2003



Nevada Statewide Index Crimes, 2000 - 2003



Statewide Index Crimes/Clearances, Month to Month, 2003

	Murder	Rape	Robbery	Assault	Burglary	Larceny	MV Theft	Arson	Total
January									
# Offenses	10	74	502	693	1,846	4,638	1,566	40	9,369
# Clearances	5	26	101	276	405	1,207	240	4	2,264
February									
# Offenses	8	68	336	481	1,627	3,767	1,364	28	7,679
# Clearances	9	19	58	179	395	906	181	4	1,751
March									
# Offenses	14	88	456	686	1,854	4,401	1,757	55	9,311
# Clearances	3	21	102	254	393	1,071	168	9	2,021
April									
# Offenses	22	63	437	618	1,808	4,489	1,763	53	9,253
# Clearances	6	17	89	237	397	1,091	181	7	2,025
May									
# Offenses	19	114	454	662	1,873	4,209	1,642	51	9,024
# Clearances	6	24	66	272	393	423	219	9	1,412
June									
# Offenses	15	63	393	667	1,851	4,289	1,768	57	9,103
# Clearances	10	20	106	264	439	386	186	7	1,418
July									
# Offenses	14	63	424	699	1,969	4,363	1,788	58	9,378
# Clearances	9	33	104	293	454	418	262	7	1,580
August									
# Offenses	21	79	407	621	1,807	4,381	1,763	48	9,127
# Clearances	9	21	73	228	363	597	207	9	1,507
September									
# Offenses	27	85	419	685	1,856	4,345	1,797	56	9,270
# Clearances	12	25	63	242	379	417	207	3	1,348
October									
# Offenses	16	65	440	653	1,904	4,869	1,881	55	9,883
# Clearances	9	25	97	228	457	501	215	4	1,536
November									
# Offenses	21	59	466	518	1,647	4,563	1,885	33	9,192
# Clearances	11	27	65	208	366	473	224	4	1,378
December									
# Offenses	10	50	481	545	1,920	5,011	1,875	39	9,931
# Clearances	10	15	106	197	452	1,091	227	8	2,106
Total									
# Offenses	197	871	5,215	7,528	21,962	53,325	20,849	573	110,520
# Clearances	99	273	1,030	2,878	4,893	8,581	2,517	75	20,346
Index Crime Rate per 1,000 Population	0.09	0.38	2.27	3.28	9.56	23.22	9.08	0.25	48.12

Total Index Crimes In Nevada, 1994-2003

	Murder	Rape	Robbery	Assault	Burglary	Larceny	MV Theft	Arson	Total Index Offenses	Rate/ 1,000 Pop.
1994	172	994	5,118	8,235	19,503	51,289	11,011	664	96,986	69.34
1995	167	922	4,950	8,329	20,008	53,627	11,355	739	100,097	63.26
1996	225	856	4,932	6,922	19,471	52,184	11,192	717	96,499	57.16
1997	193	1,008	5,089	7,215	22,038	53,240	13,262	729	102,774	57.74
1998	174	911	4,453	5,710	19,873	47,367	13,766	667	92,921	50.07
1999	165	943	4,209	4,994	17,613	43,167	13,094	624	84,809	43.10
2000	130	860	4,543	4,943	17,526	44,125	13,172	581	85,880	41.55
2001	186	883	4,932	6,337	17,710	45,072	14,703	536	90,359	42.37
2002	184	930	5,119	7,634	18,953	47,461	17,485	630	98,396	44.60
2003	197	871	5,215	7,528	21,962	53,325	20,849	573	110,520	48.12
TOTAL	1,793	9,178	48,560	67,847	194,657	490,857	139,889	6,460	959,241	--
AVERAGE	179	918	4,856	6,785	19,466	49,086	12,106	646	95,924	

Total 2003 Index Crimes and Clearances by County and Month

	Jan		Feb		Mar		Apr		May		June		July		Aug		Sep		Oct		Nov		Dec		Total Index Crimes	Total Index Crimes Cleared
Carson	204	51	163	34	169	40	140	36	160	37	171	30	181	40	174	24	182	41	146	39	190	50	208	61	2,088	483
Churchill	105	22	56	16	83	24	59	16	58	23	61	10	100	29	75	19	65	20	75	27	77	25	76	26	890	257
Clark	6,968	1,684	5,728	1,277	7,042	1,432	7,009	1,434	7,042	877	6,970	928	7,019	972	6,775	953	6,965	791	7,103	894	6,960	825	7,420	1,569	83,001	13,636
Douglas	104	35	72	20	88	27	69	27	103	24	97	17	115	37	97	24	87	30	110	28	84	26	106	23	1,132	318
Elko	81	29	72	15	86	21	68	17	72	17	91	18	86	14	117	18	112	23	83	23	96	36	95	27	1,059	258
Esmeralda	1	1	0	0	0	0	0	0	2	2	1	1	1	1	3	0	4	4	2	1	0	0	0	0	14	10
Eureka	4	1	3	2	4	1	2	1	2	1	0	0	2	0	1	0	3	0	3	0	2	1	2	1	28	8
Humboldt	27	13	29	13	25	11	37	10	32	8	35	15	33	19	41	18	25	10	18	14	15	4	25	7	342	142
Lander	12	6	0	0	15	3	5	0	6	0	11	2	8	0	10	2	0	0	19	2	18	5	6	1	110	21
Lincoln	6	0	8	0	7	2	5	3	4	0	2	1	6	6	5	2	18	1	1	1	5	1	1	0	68	17
Lyon	83	24	61	27	83	18	79	18	64	16	69	20	76	20	89	30	75	22	108	33	74	20	86	21	947	269
Mineral	4	1	3	1	4	1	3	1	5	1	3	2	9	2	11	1	3	1	6	1	4	1	3	2	58	15
Nye	115	61	107	56	86	44	89	46	105	58	85	37	117	63	108	74	123	54	116	61	124	55	119	58	1,294	667
Pershing	20	9	17	6	14	11	12	9	13	4	13	6	18	7	22	8	20	10	15	8	17	7	12	5	193	90
Storey	4	0	3	0	7	1	4	2	3	0	4	0	5	2	4	0	6	0	3	1	5	1	4	3	52	10
Washoe	1,617	322	1,335	278	1,573	382	1,641	396	1,333	334	1,466	325	1,589	364	1,579	327	1,562	333	2,059	400	1,502	314	1,756	300	19,012	4,075
White Pine	14	5	22	6	25	3	31	9	20	10	24	6	13	4	16	7	20	8	16	3	19	7	12	2	232	70
2003 Total	9,369	2,264	7,679	1,751	9,311	2,021	9,253	2,025	9,024	1,412	9,103	1,418	9,378	1,580	9,127	1,507	9,270	1,348	9,883	1,536	9,192	1,378	9,931	2,106	110,520	20,346

2003 Annual Crimes/ Clearances Summary

County/Agency	Est. Pop	Murder		Rape		Robbery		Assault		Burglary		Larceny		MV Theft		Arson		Total Crimes	Crime Rate	Total Clear.	Clear. Percent
Carson County																					
Carson SO	55,220	0	0	1	0	24	8	240	131	430	76	1,215	244	163	23	15	1	2,088	37.81	483	23.13%
County Total	55,220	0	0	1	0	24	8	240	131	430	76	1,215	244	163	23	15	1	2,088	37.81	483	23.13%
Churchill County																					
Churchill SO	17,507	0	0	15	7	3	0	60	44	83	20	153	48	44	25	2	1	360	20.56	145	40.28%
Fallon PD	8,301	0	0	1	0	8	2	12	9	63	11	424	84	22	6	0	0	530	63.85	112	21.13%
County Total	25,808	0	0	16	7	11	2	72	53	146	31	577	132	66	31	2	1	890	34.49	257	28.88%
Clark County																					
Boulder PD	14,934	2	0	1	0	3	1	31	14	116	33	140	16	28	16	5	2	326	21.83	82	25.15%
Clark Co. Schools PD*	299,072	0	0	0	0	41	19	47	31	269	51	858	117	56	5	68	20	1,339	4.48	243	18.15%
Henderson PD	217,448	10	5	101	39	165	48	213	152	1,435	187	2,886	574	1,371	68	49	6	6,230	28.65	1,079	17.32%
LV Metro PD	1,228,466	141	62	511	121	3,955	673	4,551	1,028	12,782	3,411	30,052	3,598	14,718	1,798	202	3	66,912	54.47	10,694	15.98%
LV Fire Dept*																77	10	77	N/A	10	12.99%
Mesquite PD	13,895	1	0	0	0	4	2	13	11	10	10	228	72	34	14	0	0	290	20.87	109	37.59%
North Las Vegas PD	146,005	18	11	48	27	332	53	765	424	1,641	166	2,687	589	1,780	116	51	7	7,322	50.15	1,393	19.02%
UNLV PD*	26,345	0	0	4	1	3	1	6	3	132	5	268	9	91	6	1	1	505	19.17	26	5.15%
County Total	1,620,748	172	78	665	188	4,503	797	5,626	1,663	16,385	3,863	37,119	4,975	18,078	2,023	453	49	83,001	51.21	13,636	16.43%
Douglas County																					
Douglas SO	45,603	0	0	0	0	8	6	46	23	256	52	760	192	58	43	4	2	1,132	24.82	318	28.09%
County Total	45,603	0	0	0	0	8	6	46	23	256	52	760	192	58	43	4	2	1,132	24.82	318	28.09%

*Population figure not included in county total.

2003 Annual Crimes/ Clearances Summary

County/Agency	Est. Pop	Murder		Rape		Robbery		Assault		Burglary		Larceny		MV Theft		Arson		Total Crimes	Crime Rate	Total Clear.	Clear. Percent
Elko County																					
Elko SO	22,674	1	1	12	7	3	2	16	12	94	18	91	15	22	13	3	1	242	10.67	69	28.51%
Carlin PD	2,045	0	0	0	0	0	0	12	11	10	5	40	12	9	4	0	0	71	34.72	32	45.07%
Elko PD	16,354	0	0	5	4	10	3	14	5	129	14	385	52	32	6	3	2	578	35.34	86	14.88%
West Wendover PD	4,732	0	0	1	0	2	0	13	12	20	6	118	41	12	10	2	2	168	35.50	71	42.26%
County Total	45,805	1	1	18	11	15	5	55	40	253	43	634	120	75	33	8	5	1,059	23.12	258	24.36%
Esmeralda County																					
Esmeralda SO	1,116	0	0	1	1	0	0	5	5	6	2	2	2	0	0	0	0	14	12.54	10	71.43%
County Total	1,116	0	0	1	1	0	0	5	5	6	2	2	2	0	0	0	0	14	12.54	10	71.43%
Eureka County																					
Eureka SO	1,420	0	0	0	0	0	0	5	2	5	0	14	4	4	2	0	0	28	19.72	8	28.57%
County Total	1,420	0	0	0	0	0	0	5	2	5	0	14	4	4	2	0	0	28	19.72	8	28.57%
Humboldt County																					
Humboldt SO	9,177	0	0	0	0	0	0	45	28	25	4	46	14	7	3	0	0	123	13.40	49	39.84%
Winnemucca PD	7,280	1	1	4	4	4	2	13	11	52	21	125	46	17	7	3	1	219	30.08	93	42.47%
County Total	16,457	1	1	4	4	4	2	58	39	77	25	171	60	24	10	3	1	342	20.78	142	41.52%
Lander County																					
Lander SO	5,277	0	0	3	0	2	0	27	8	31	5	40	6	7	2	0	0	110	20.85	21	19.09%
County Total	5,277	0	0	3	0	2	0	27	8	31	5	40	6	7	2	0	0	110	20.85	21	19.09%

*Population figure not included in county total.

2003 Annual Crimes/ Clearances Summary

County/Agency	Est. Pop	Murder		Rape		Robbery		Assault		Burglary		Larceny		MV Theft		Arson		Total Crimes	Crime Rate	Total Clear.	Clear. Percent
Lincoln County																					
Lincoln SO	3,749	0	0	1	0	0	0	1	1	22	8	34	6	10	2	0	0	68	18.14	17	25.00%
County Total	3,749	0	0	1	0	0	0	1	1	22	8	34	6	10	2	0	0	68	18.14	17	25.00%
Lyon County																					
Lyon SO	38,342	1	1	11	4	6	2	76	65	229	28	462	105	71	18	8	4	864	22.53	227	26.27%
Yerington PD	2,902	0	0	0	0	0	0	4	3	50	26	29	13	0	0	0	0	83	28.60	42	50.60%
County Total	41,244	1	1	11	4	6	2	80	68	279	54	491	118	71	18	8	4	947	22.96	269	28.41%
Mineral County																					
Mineral SO	4,687	0	0	0	0	0	0	2	2	34	4	20	7	2	2	0	0	58	12.37	15	25.86%
County Total	4,687	0	0	0	0	0	0	2	2	34	4	20	7	2	2	0	0	58	12.37	15	25.86%
Nye County																					
Nye SO	36,651	0	0	2	2	14	6	86	86	534	237	579	300	69	36	10	0	1,294	35.31	667	51.55%
County Total	36,651	0	0	2	2	14	6	86	86	534	237	579	300	69	36	10	0	1,294	35.31	667	51.55%
Pershing County																					
Pershing SO	4,562	1	1	4	1	0	0	24	14	35	5	51	18	5	3	0	0	120	26.30	42	35.00%
Lovelock PD	2,405	0	0	-1	0	0	0	13	11	25	13	36	24	0	0	0	0	73	30.35	48	65.75%
County Total	6,967	1	1	3	1	0	0	37	25	60	18	87	42	5	3	0	0	193	27.70	90	46.63%
Storey County																					
Storey SO	3,736	0	0	0	0	0	0	2	2	7	2	38	3	3	1	2	2	52	13.92	10	19.23%
County Total	3,736	0	0	0	0	0	0	2	2	7	2	38	3	3	1	2	2	52	13.92	10	19.23%

*Population figure not included in county total.

2003 Annual Crimes/ Clearances Summary

County/Agency	Est. Pop	Murder		Rape		Robbery		Assault		Burglary		Larceny		MV Theft		Arson		Total Crimes	Crime Rate	Total Clear.	Clear. Percent
Washoe County																					
Washoe SO	99,071	6	3	4	3	24	8	280	176	498	51	813	94	186	30	6	1	1,817	18.34	366	20.14%
Reno PD	195,727	11	9	89	18	494	151	661	351	1,976	190	7,708	1,579	1,545	150	41	6	12,525	63.99	2,454	19.59%
Sparks PD	78,435	4	5	44	32	102	36	209	171	828	208	2,482	615	446	99	0	0	4,115	52.46	1,166	28.34%
UNR PD*	15,000	0	0	7	0	1	0	3	2	26	5	153	3	10	0	1	0	201	13.40	10	4.98%
Washoe Co Schl PD*	0	0	0	0	1	5	5	4	4	56	10	246	52	7	4	19	3	337	0.00	79	23.44%
TMCC PD*	12,779	0	0	0	0	0	0	0	0	5	0	12	0	0	0	0	0	17	1.33	0	0.00%
County Total	373,233	21	17	144	54	626	200	1,157	704	3,389	464	11,414	2,343	2,194	283	67	10	19,012	50.94	4,075	21.43%
White Pine County																					
White Pine SO	8,842	0	0	2	1	2	2	29	26	48	9	130	27	20	5	1	0	232	26.24	70	30.17%
County Total	8,842	0	0	2	1	2	2	29	26	48	9	130	27	20	5	1	0	232	26.24	70	30.17%
Statewide Totals																					
Grand Total	2,296,563	197	99	871	273	5,215	1,030	7,528	2,878	21,962	4,893	53,325	8,581	20,849	2,517	573	75	110,520	48.12	20,346	18.41%

*Population figure not included in county total.

Comparison of Crimes /Clearances

2003

Nevada 2000-03 vs National (2000-02) Index Crime Rates

Per 1,000 Population

	Murder	Rape	Robbery	Assault	Burglary	Larceny	MV Theft	Arson	Total
Nevada									
2000	0.06	0.42	2.20	2.39	8.48	21.35	6.37	0.28	41.55
2001	0.09	0.41	2.31	2.97	8.30	21.14	6.90	0.25	42.37
2002	0.08	0.42	2.32	3.46	8.59	21.51	7.93	0.29	44.60
2003	0.09	0.38	2.27	3.28	9.56	23.22	9.08	0.25	48.12
National									
2000	0.06	0.32	1.45	3.23	7.28	24.75	4.14	0.37	41.60
2001	0.06	0.32	1.49	3.19	7.41	24.85	4.31	0.36	41.61
2002	0.06	0.33	1.46	3.10	7.46	24.46	4.32	0.32	41.51

Nevada 2000-03 vs National (2000-02) Crime Clearance Rates

By Percent

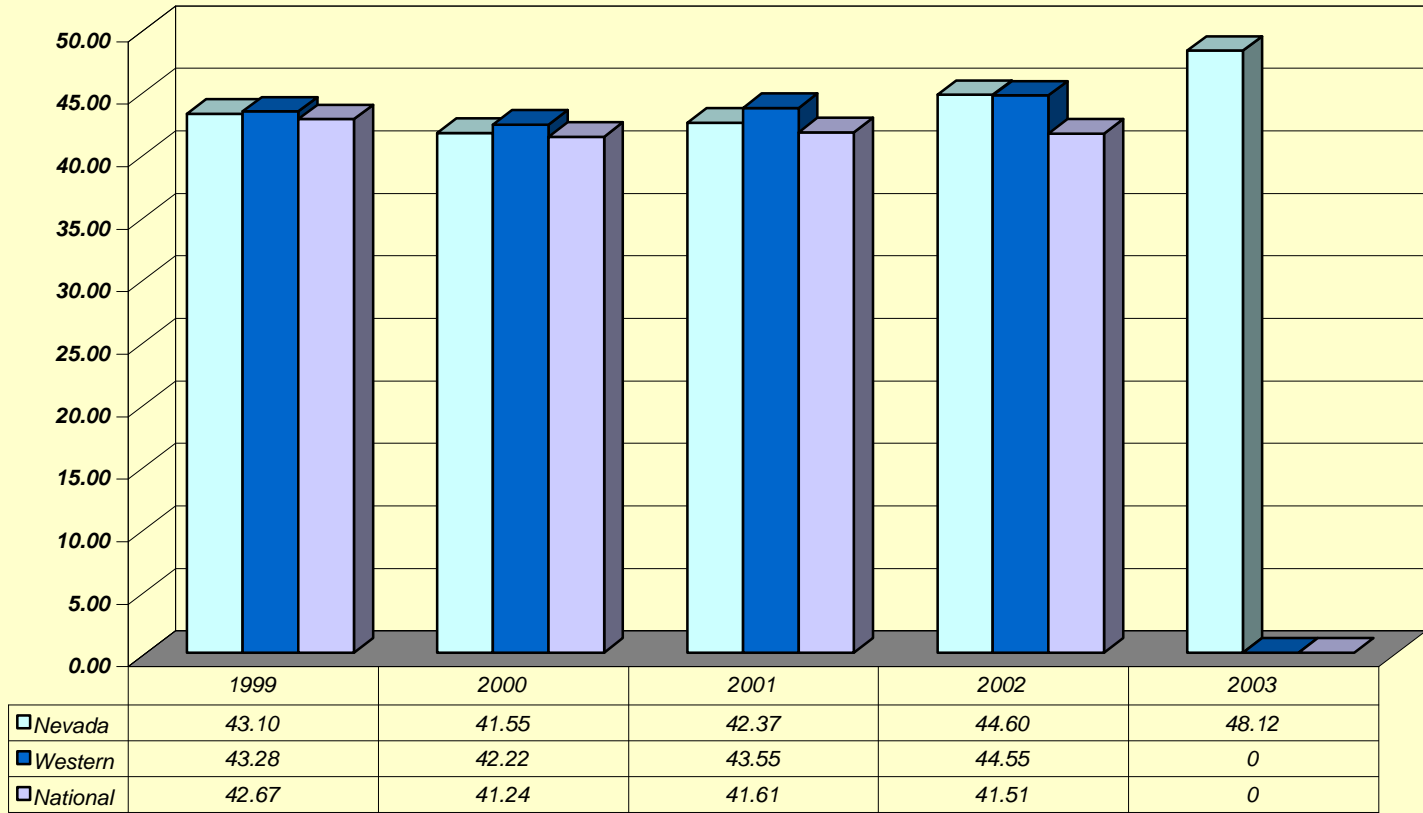
	Murder	Rape	Robbery	Assault	Burglary	Larceny	MV Theft	Arson	Total
Nevada									
2000	63.85	39.42	18.27	46.59	25.20	27.38	11.77	14.97	25.26
2001	67.74	40.54	19.55	47.21	25.57	26.62	12.94	17.72	25.41
2002	56.52	35.38	20.20	48.60	23.67	24.84	14.49	15.71	24.48
2003	50.25	31.34	19.75	38.23	22.28	16.09	12.07	13.09	18.41
National									
2000	63.10	46.90	25.70	56.90	13.40	18.20	14.10	16.00	20.50
2001	62.40	44.30	24.90	56.10	12.70	17.60	13.60	16.00	19.60
2002	64.00	44.50	25.70	56.50	13.00	18.00	13.80	16.50	20.00

Comparison of Index Crime Rates per 1,000 population 1999-2003

	Murder	Rape	Robbery	Assault	Burglary	Larceny	MV Theft	Arson	Total
1999									
Nevada	0.08	0.48	2.14	2.54	8.95	21.94	6.65	0.32	43.10
Western	0.06	0.34	1.46	3.47	7.56	25.33	5.06	0.37	43.28
National	0.06	0.33	1.50	3.36	7.70	25.51	4.20	0.37	42.67
2000									
Nevada	0.06	0.42	2.20	2.39	8.48	21.35	6.37	0.28	41.55
Western	0.05	0.34	1.42	2.61	7.30	24.47	5.24	0.40	42.22
National	0.06	0.32	1.45	3.23	7.28	24.75	4.14	0.37	41.24
2001									
Nevada	0.09	0.41	2.31	2.97	8.30	21.14	6.90	0.25	42.37
Western	0.06	0.33	1.50	2.36	7.36	25.19	5.80	0.37	43.55
National	0.06	0.32	1.49	3.19	7.41	24.85	4.31	0.36	41.61
2002									
Nevada	0.08	0.42	2.32	3.46	8.59	21.51	7.93	0.29	44.60
Western	0.06	0.34	1.46	3.22	7.52	25.34	6.25	0.36	44.55
National	0.06	0.33	1.46	3.10	7.46	24.46	4.32	0.32	41.51
2003									
Nevada	0.09	0.38	2.27	3.28	9.56	23.22	9.08	0.25	48.12
Western	n/a	n/a	n/a	n/a	n/a	n/a	n/a	n/a	n/a
National	n/a	n/a	n/a	n/a	n/a	n/a	n/a	n/a	n/a

The Western States consist of: Arizona, Colorado, Idaho, Montana, Nevada, New Mexico, Utah and Wyoming.

Total Index Crime Rates Nevada, Western States, National



VIOLENT CRIMES

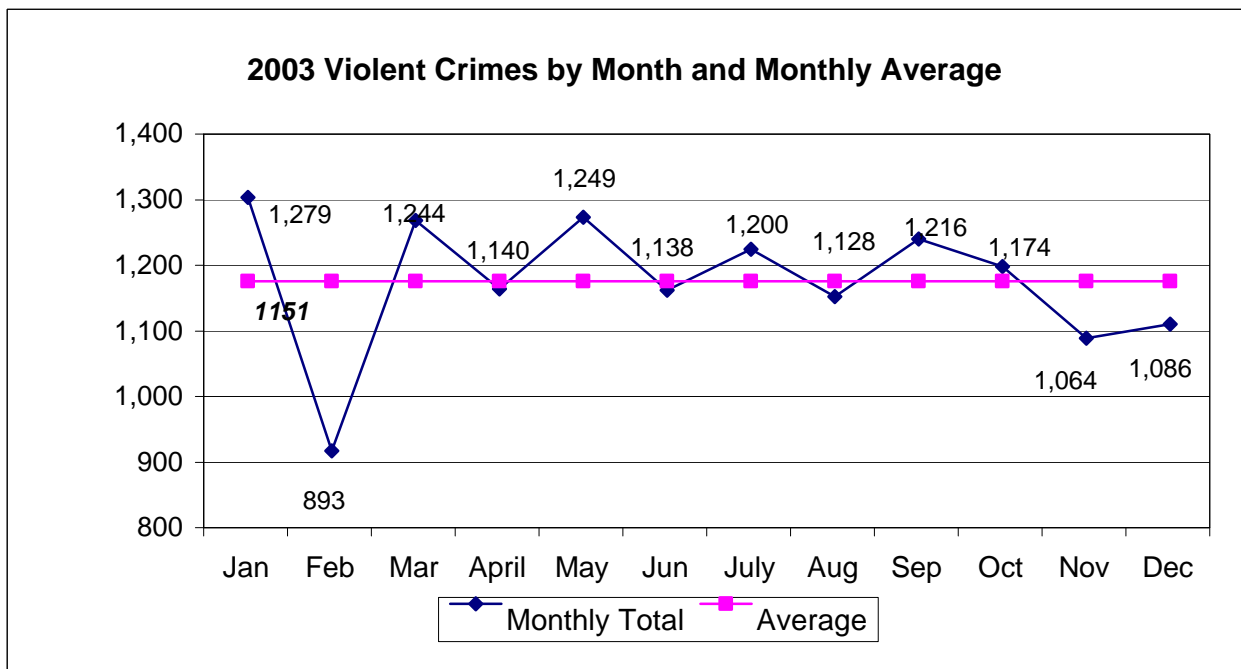
2003

Crime Clock - One Violent Crime Every 38 Minutes, 4 Seconds

Crimes of violence involve the element of personal confrontation between the perpetrator and victim and entail the threat or use of violence. By their very nature, violent crimes (murder, rape, robbery and aggravated assault) are considered more serious than property crimes. The total number indicates only the number of incidents reported to enforcement and does not reflect the number of criminals who committed them or the number of injuries inflicted.

The 2003 violent crime rate in Nevada was 6.0 offenses per 1,000 population. Violent crimes represented 12.5% of all reported index crimes. Enforcement agencies cleared 4,280 violent crimes for a 31.0% clearance rate.

	2001	2002	Number Change	Percent Change	2002	2003	Number Change	Percent Change
Murder	186	184	-2	-1.1%	184	197	13	7.1%
Rape	883	930	47	5.3%	930	871	-59	-6.3%
Robbery	4,932	5,119	187	3.8%	5,119	5,215	96	1.9%
Agg. Assault	6,337	7,634	1,297	20.5%	7,634	7,528	-106	-1.4%
Totals	12,338	13,867	1,529	12.4%	13,867	13,811	-56	-0.4%



PROPERTY CRIMES

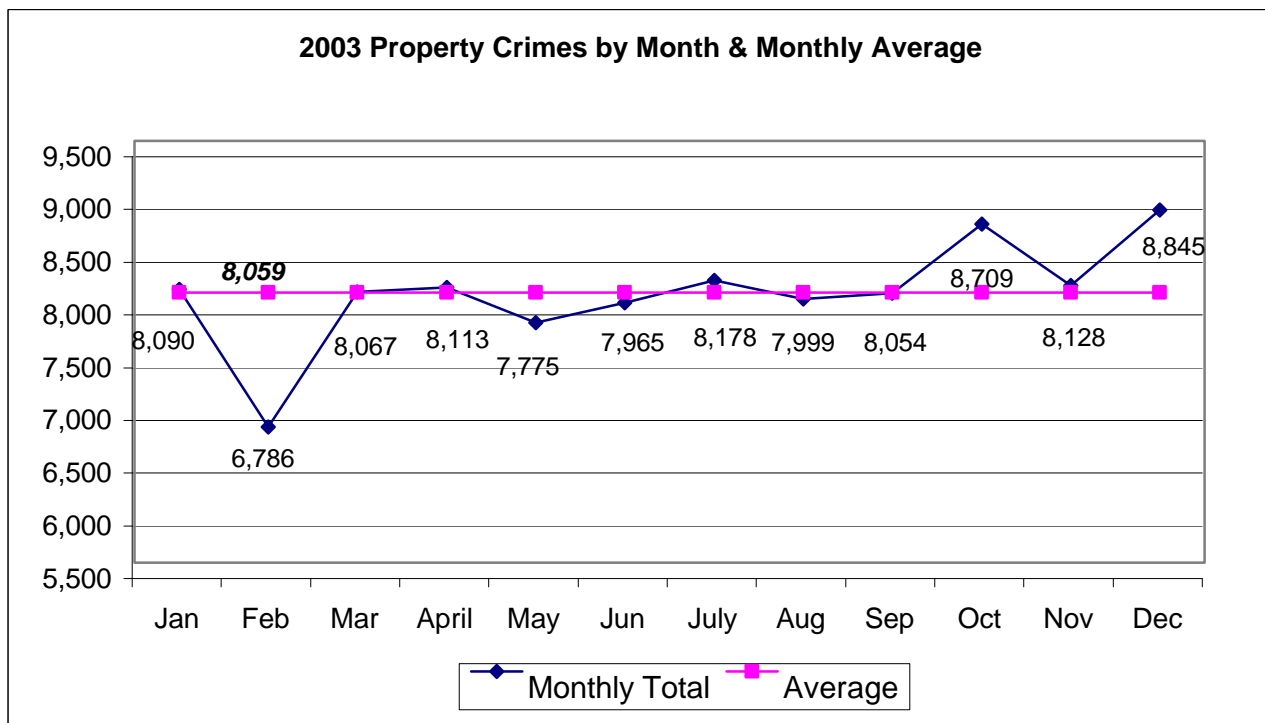
2003

Crime Clock - One Property Crime Every 5 Minutes, 26 Seconds

Property crimes include burglary, larceny, motor vehicle theft and arson. These crimes do not involve the threat of violence, but entail property taken from one by another, or the destruction of property by arson. Because arson is the most recent addition to the crime index, to this point in time, the UCR Program has not fully reported it along with the other offenses. The reason for this is not all agencies participating in the UCR Program have consistently reported arson information, thus data reliability is still marginal.

There were 96,709 property crimes reported in 2003, representing 87.5% of total reported index crimes. Enforcement agencies cleared 16,066 (16.1%) of the property offenses. Nevada's property crime rate per 1,000 population in 2003 was 42.11.

	2001	2002	Number Change	Percent Change	2002	2003	Number Change	Percent Change
Burglary	17,710	18,953	1,243	7.0%	18,953	21,962	3,009	15.9%
Larceny	45,072	47,461	2,389	5.3%	47,461	53,325	5,864	12.4%
MV Theft	14,703	17,485	2,782	18.9%	17,485	20,849	3,364	19.2%
Arson	536	630	94	17.5%	630	573	-57	-9.0%
Totals	78,021	84,529	6,508	8.3%	84,529	96,709	12,180	14.4%



MURDER AND NON-NEGLIGENT MANSLAUGHTER

2003

Crime Clock - One Murder Every 1 Day, 20 Hours

Murder and non-negligent manslaughter are described by UCR as the willful (non-negligent) killing of one human being by another, or, if the death is the result of the commission of another criminal act.

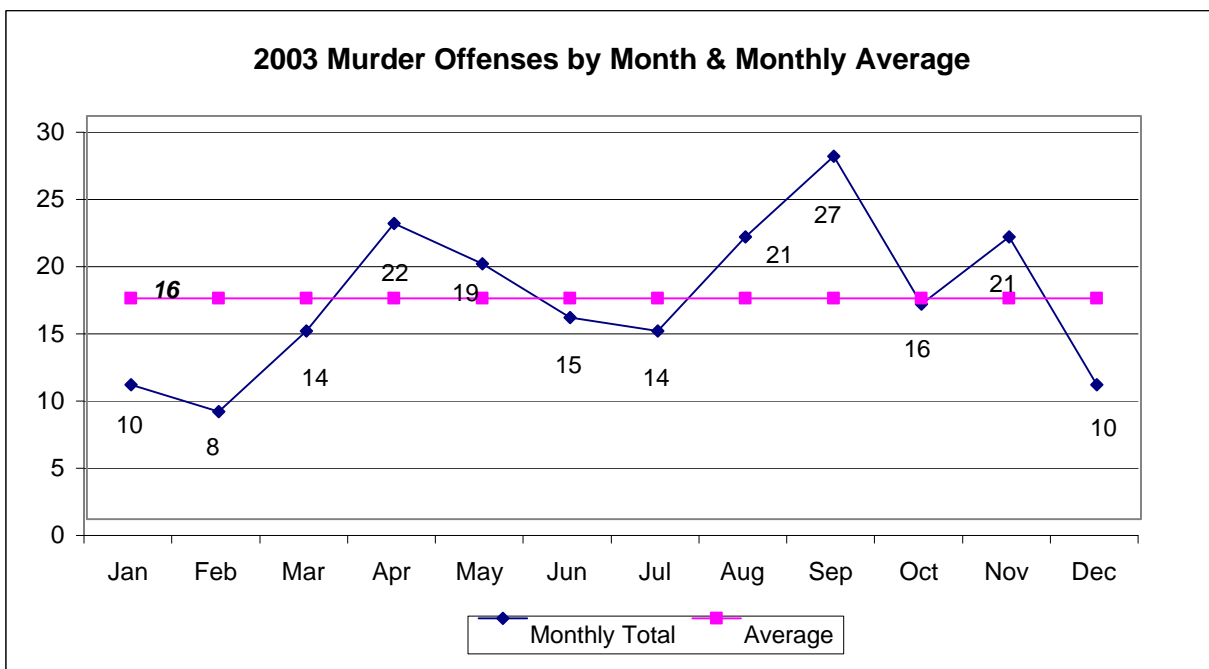
Murder--NRS 200.010: "Murder is the unlawful killing of a human being with malice aforethought, either express or implied, or caused by a controlled substance which was sold, given, traded or otherwise made available to a person in violation of Chapter 453 of NRS."

Manslaughter--NRS 200.040: (1) "Manslaughter: (a) Is the unlawful killing of a human being, without malice express or implied, and without any mixture of deliberation...(2) Manslaughter must be voluntary, upon a sudden heat of passion, caused by provocation apparently sufficient to make the passion irresistible; or, involuntary, in the commission of an unlawful act..."


Included in this publication's count for this offense classification are deaths caused by negligence. Although manslaughter by negligence is recorded on the "offense known to police" form along with murder, it is not considered by the UCR Program to be an index offense. Attempts to murder or assaults to murder are scored as aggravated assaults and not murder.

Trends

	Number Reported	% Change from Previous Year	Rate/1,000
1999	165	-9.8%	0.08
2000	130	-5.2%	0.06
2001	186	43.1%	0.09
2002	184	-1.1%	0.08
2003	197	7.1%	0.09



Murder

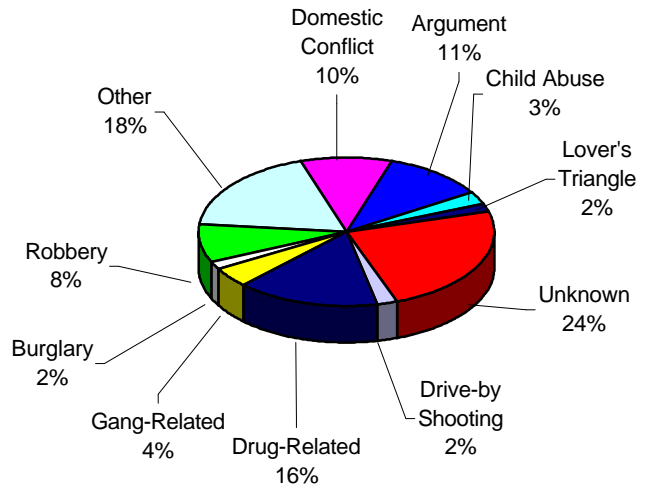


In the Rubies, past Overland Lake
Photo courtesy of Bill Homan

State of Nevada
Department of Public Safety

Murder Distribution by Circumstances and Relationship

Circumstances*	Number	% of Total
Burglary	3	2%
Robbery	15	8%
Other	33	18%
Domestic Conflict	18	10%
Argument	20	11%
Child Abuse	5	3%
Lover's Triangle	3	2%
Unknown	43	24%
Drive-by Shooting	4	2%
Drug-Related	28	16%
Gang-Related	8	4%
Total	180	100%



*Due to the unlimited set of possible circumstances surrounding homicides, it is difficult to provide clear-cut or precise statistical categories for all. To achieve uniformity, the number of circumstance categories has been kept to a minimum. Caution is suggested in drawing generalizations from the data without more deliberate analysis. This table makes no attempt to analyze the motives of offenders, but rather to display general circumstances surrounding events. Also note that it is possible to have more than one victim/murder for each circumstance.

**The number of relationships may not agree with the number of victims due to instances of multiple offenders or victims.

Relationship - Victim to Offender**	Number					% of Total				
	1999	2000	2001	2002	2003	1999	2000	2001	2002	2003
Wife	8	4	2	11	6	4.8%	3.1%	1.1%	5.8%	3.3%
Husband	2	0	4	1	1	1.2%	0.0%	2.2%	0.5%	0.5%
Son	3	2	2	2	4	1.8%	1.5%	1.1%	1.0%	2.2%
Daughter	6	3	0	2	2	3.6%	2.3%	0.0%	1.0%	1.1%
Other Family Member	9	6	14	8	4	5.4%	4.6%	7.5%	4.2%	2.2%
Total Family	28	15	22	24	17	16.9%	11.5%	11.8%	12.6%	9.3%
Dating Relationship	13	7	13	5	7	7.8%	5.4%	7.0%	2.6%	3.8%
Former Spouse	2	2	1	2	1	1.2%	1.5%	0.5%	1.0%	0.5%
Former Cohabitant	2	1	1	1	4	1.2%	0.8%	0.5%	0.5%	2.2%
Friend	8	10	3	13	4	4.8%	7.7%	1.6%	6.8%	2.2%
Acquaintance	34	29	38	36	31	20.5%	22.3%	20.4%	18.8%	16.9%
Stranger	31	21	38	21	14	18.7%	16.2%	20.4%	11.0%	7.7%
Unknown	48	45	70	89	105	28.9%	34.6%	37.6%	46.6%	57.4%
Total Other	138	115	164	167	166	83.1%	88.5%	88.2%	87.4%	90.7%
Total	166	130	186	191	183	100%	100%	100%	100%	100%

Murder Distribution by Age, Sex and Weapon, 1999 - 2003

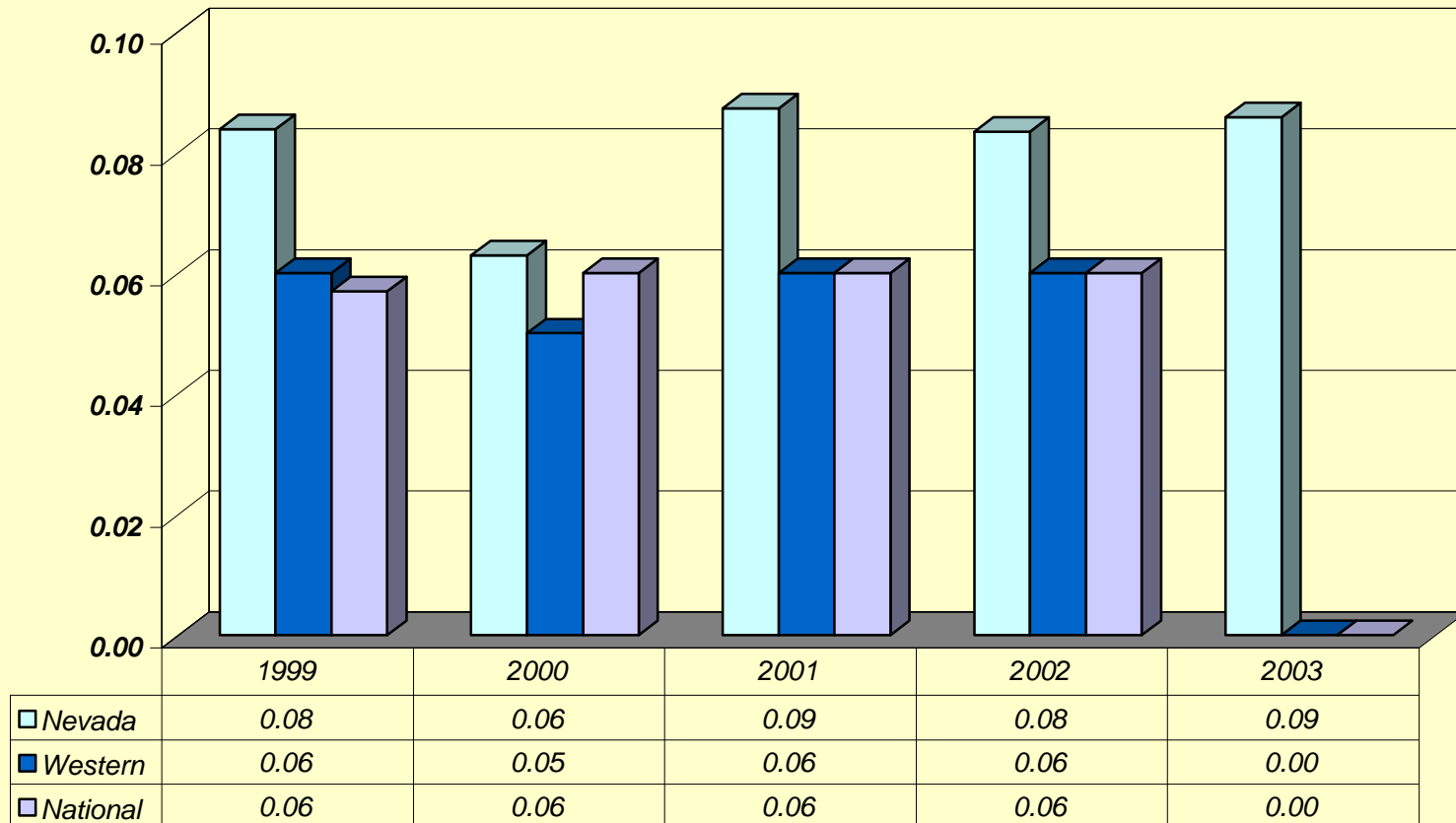
Victims	Male						Female					Cumulative Total
	1999	2000	2001	2002	2003		1999	2000	2001	2002	2003	
00 - 14	4	2	7	6	7		7	4	4	7	7	55
15 - 24	32	28	42	51	32		7	6	9	4	14	225
25 - 34	25	35	37	36	42		7	6	12	9	14	223
35 - 44	21	17	24	31	22		11	2	8	11	12	159
45 - 54	19	12	12	14	15		3	4	3	7	3	92
55 - 64	12	5	6	8	10		4	3	3	4	3	58
65+	5	5	8	3	4		8	0	6	3	5	47
Unknown	1	1	3	4	1		0	0	2	0	1	13
Total	119	105	139	153	133		47	25	47	45	59	872

Offenders	Male						Female					Cumulative Total
	1999	2000	2001	2002	2003		1999	2000	2001	2002	2003	
00 - 14	2	0	2	3	0		0	0	4	1	1	13
15 - 24	43	37	38	49	35		7	2	5	2	2	220
25 - 34	22	15	31	38	25		4	3	0	3	3	144
35 - 44	14	13	21	20	10		4	2	3	4	4	95
45 - 54	10	8	8	6	8		4	1	2	1	1	49
55 - 64	9	5	5	4	2		0	0	0	0	0	25
65+	4	3	3	3	3		0	0	0	2	2	20
Unknown*	--	--	--	93	90		--	--	--	7	7	589
Total*	104	81	108	216	173		19	8	14	20	20	1,155

*5 year compilation when the age of the offender is unknown

Weapon	Number						% of Total				
	1999	2000	2001	2002	2003		1999	2000	2001	2002	2003
Handgun	80	73	96	102	102		48.5%	55.3%	51.6%	52.2%	55.1%
Long-gun	7	11	10	9	9		4.2%	8.3%	5.4%	7.4%	4.9%
Firearm, Unknown	16	6	3	3	3		9.7%	4.5%	1.6%	3.0%	1.6%
Knife, Cutting Device	17	17	27	22	22		10.3%	12.9%	14.5%	13.3%	11.9%
Hands, Fists, Feet	15	14	24	10	10		9.1%	10.6%	12.9%	5.4%	5.4%
Blunt Inst.	18	5	11	18	18		10.9%	3.8%	5.9%	7.4%	9.7%
Fire/Smoke Inhalation	0	2	3	1	1		0.0%	1.5%	1.6%	1.0%	0.5%
Asphyxiation/Gas	1	0	0	9	9		0.6%	0.0%	0.0%	2.5%	4.9%
Unknown	4	1	6	6	6		2.4%	0.8%	3.2%	5.9%	3.2%
Other	7	3	6	5	5		4.2%	2.3%	3.2%	2.0%	2.7%
Total	165	132	186	185	185		100%	100%	100%	100%	100%

Murder Rates Nevada, Western States, National



Rape



Photo courtesy of Nevada State Parks

Cathedral Gorge State Park: The Park is located in a long narrow valley where erosion has carved dramatic and unique patterns in the soft bentonite clay. Trails abound for exploring the cave-like formations and cathedral-like spires. The Park is located in Lincoln County near the community of Panaca, Nevada.

State of Nevada
Department of Public Safety

FORCIBLE RAPE

2003

Crime Clock - One Rape Every 10 Hours, 3 Minutes

Forcible rape, as defined in the UCR Program, is the carnal knowledge of a female forcibly and against her will. Assaults or attempts to commit rape by force or threat of force are also included. Statutory rape (without force) and other sex offenses are excluded.

Sexual Assault--NRS 200.366: (1) "A person who subjects another person to sexual penetration, or who forces another person to make a sexual penetration on himself or another, or on a beast, against the victim's will or under conditions in which the perpetrator knows or should know that the victim is mentally or physically incapable of resisting or understanding the nature of his conduct, is guilty of sexual assault."

Forcible rape differs from other violent crimes in that the victim, in many cases, is reluctant to report the offense to police. The investigation by police, medical examination, court procedure, embarrassment and fear of accompanying stigma all have a deterrent effect on the victim's willingness to make the offense known to police.

Most rapes in Nevada in 2003 occurred during the months of May, March, and September, accounting for 287 (32.9%) of the yearly total of 871. May had the highest monthly total at 114 (13.1%).

In 2003, Nevada's rate per 1,000 population was .42. In comparison, the 2002 national rate was .32. Nevada has experienced significantly higher rates than the nation as a whole.

Law enforcement was able to clear 37.92% of forcible rapes in 2003.

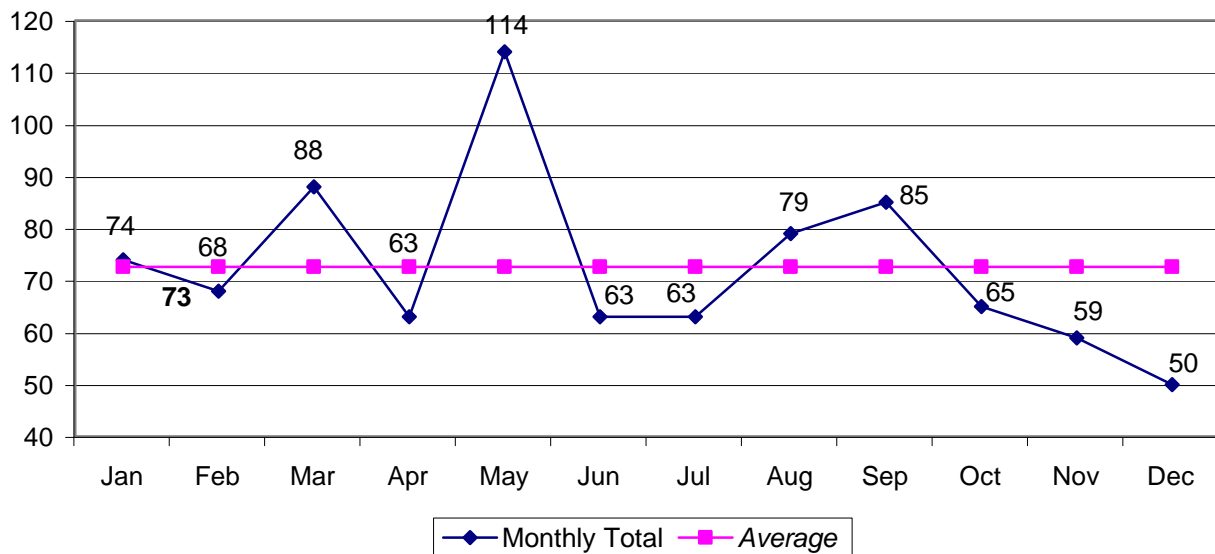
Trends

	Number Reported	% Change from Previous Year	Rate/1,000
1999	943	3.51%	0.48
2000	860	-8.80%	0.42
2001	883	2.67%	0.41
2002	602	-31.82%	0.27
2003	871	44.68%	0.38

Forcible and Attempted Rapes

	Forcible	Attempted	Total
1999	779	164	943
2000	701	159	860
2001	738	145	883
2002	744	186	930
2003	723	148	871

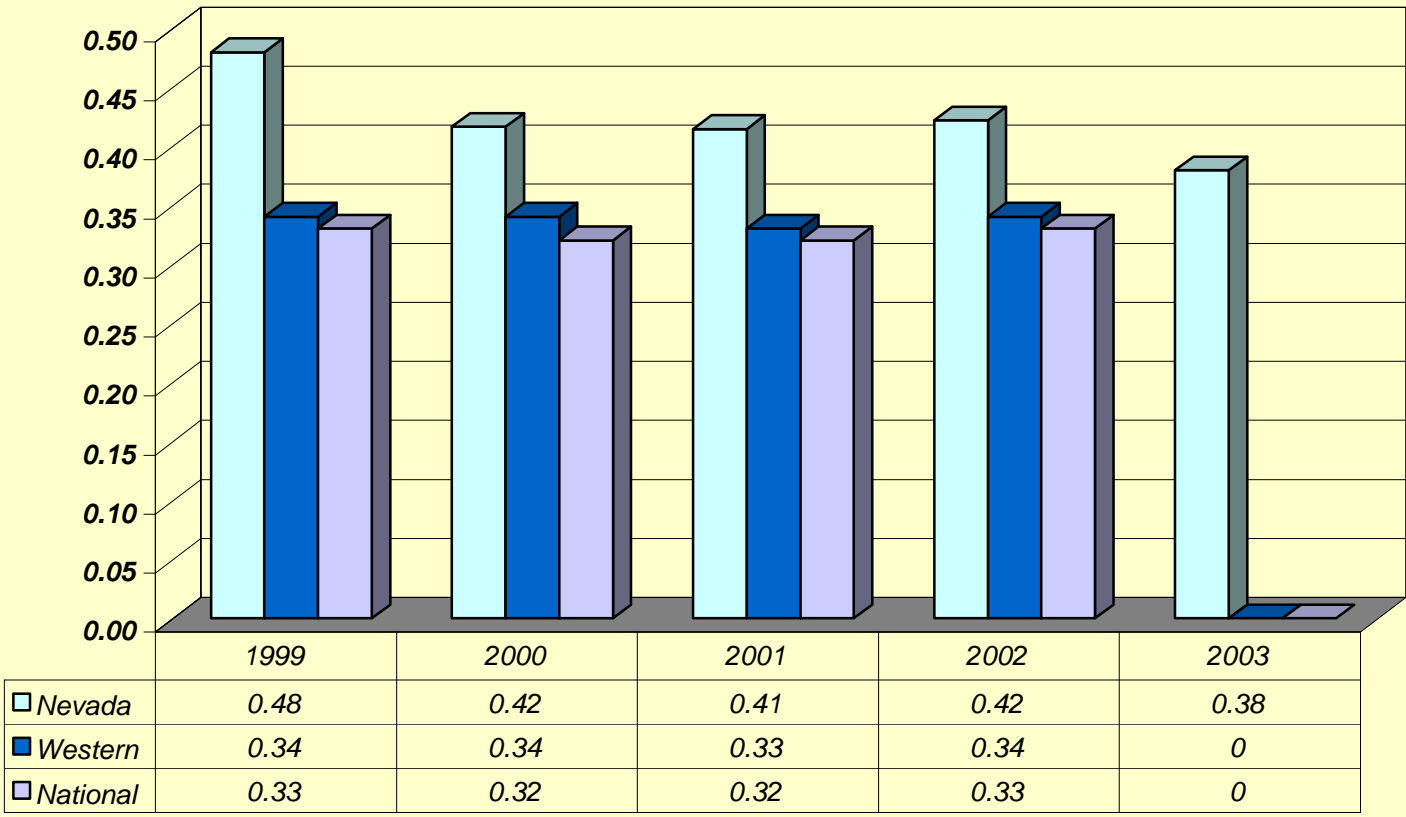
2003 Rape Offenses by Month & Monthly Average



Profile of Persons Arrested

AGE	1999	2000	2001	2002	2003	5-year Total
17 and Under	30	42	45	28	31	176
18-24	52	67	55	44	86	304
25-29	43	33	44	18	38	176
30-34	28	34	29	30	43	164
35-39	30	36	39	42	41	188
40 and Over	47	88	49	60	73	317
Total	230	300	261	222	312	1,325
Male	229	297	260	221	311	1,318
Female	1	3	1	1	1	7

Rape Rates Nevada, Western States, National



Robbery



Photo courtesy of Bill Homan

Lamoille Canyon

State of Nevada
Department of Public Safety

ROBBERY

2003

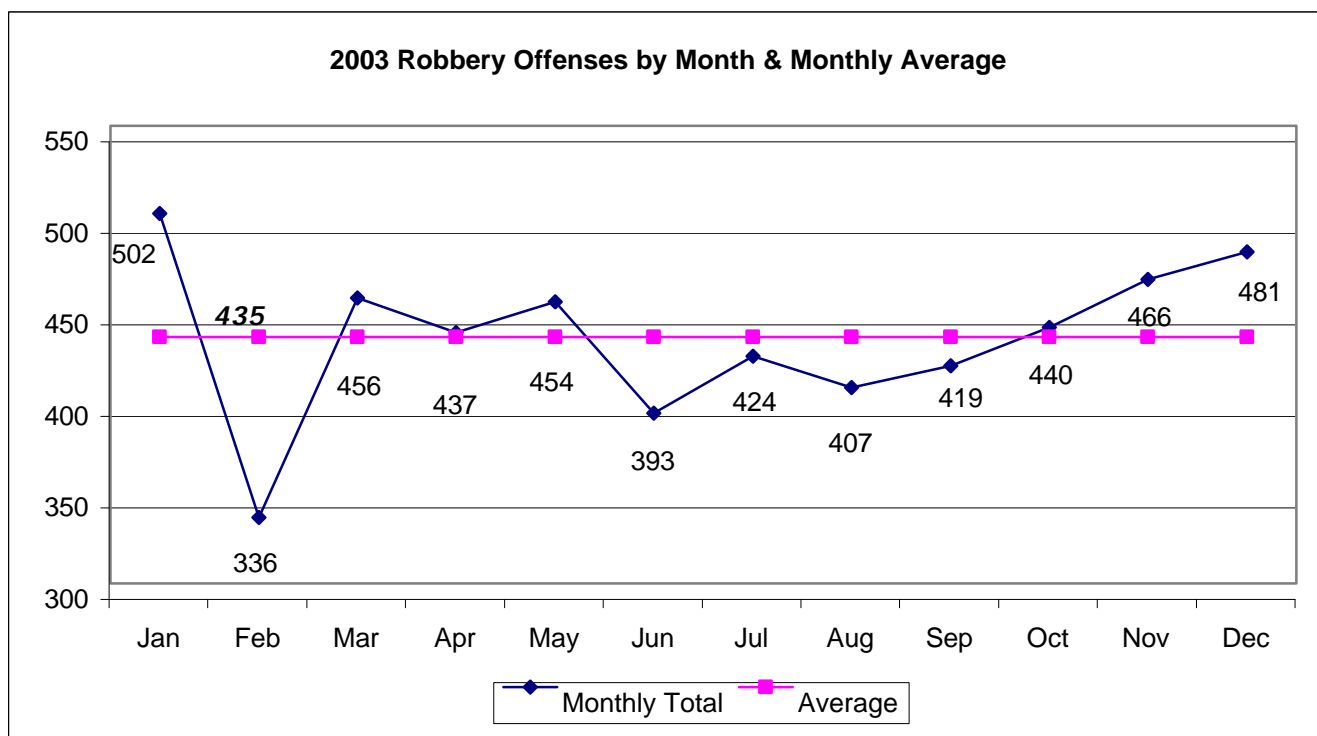
Crime Clock - One Robbery Every 1 Hour, 41 Minutes

Robbery is defined by UCR as "the felonious and forcible taking of the property of another against his will by violence or by putting him in fear." All attempts to rob are included in the UCR report.

Robbery--NRS 200.380: "Robbery is the unlawful taking of personal property from the person of another, or in the presence, against his will, by means of force or violence or fear of injury, immediate or future, to his person or property, or the person or property of a member of his family, or of anyone in his company at the time of the robbery. A taking is by means of force or fear if used to: (a) Obtain or retain possession of the property; (b) Prevent or overcome resistance to the taking; or (c) Facilitate escape. The degree of force used is immaterial if it is used to compel acquiescence to the taking of or escaping with the property. A taking constitutes robbery whenever it appears that, although the taking was fully completed without the knowledge of the person from whom taken, such knowledge was prevented by the use of force or fear."

Trends

	Number Reported	% Change from Previous Year	Rate/1,000
1999	4,209	-5.48%	2.14
2000	4,543	7.94%	2.20
2001	4,932	8.56%	2.31
2002	5,119	3.79%	2.32
2003	5,215	1.88%	2.27



Robbery

Weapon Types, Persons Arrested, Offenses by Location

Weapon Types Used

TYPE	1999	2000	2001	2002	2003	5-year Total
Firearm	1,631	1,837	1,982	2,023	2,107	9,580
Knife	370	427	532	500	515	2,344
Other Weapon	331	358	380	476	410	1,955
Strong Arm	1,877	1,921	2,038	2,120	2,183	10,139
Total	4,209	4,543	4,932	5,119	5,215	24,018

Profile of Persons Arrested

AGE	1999	2000	2001	2002	2003	5-year Total
17 and Under	258	220	209	269	235	1,191
18-24	324	396	408	494	460	2,082
25-29	156	161	162	167	194	840
30-34	153	151	155	127	127	713
35-39	120	129	137	120	131	637
40 and Over	132	136	162	181	179	790
Total	1,143	1,193	1,233	1,358	1,326	6,253
Male	1,022	1,070	1,087	1,226	1,171	5,576
Female	121	123	146	132	155	677

Classification by Location and Number of Offenses

LOCATION	1999	2000	2001	2002	2003	5-year Total
Highway, Street, Alley, etc.	910	1,379	1,238	1,618	1,799	6,944
Commercial House	389	1,301	1,319	1,251	1,271	5,531
Gas/Service Station	42	64	87	42	53	288
Convenience Store	403	486	385	331	374	1,979
Residence	324	742	793	766	801	3,426
Bank/Lending Inst.	134	202	207	165	128	836
Miscellaneous	2,007	369	903	946	789	5,014
Total	4,209	4,543	4,932	5,119	5,215	24,018

Robbery Value of Property Stolen in Nevada

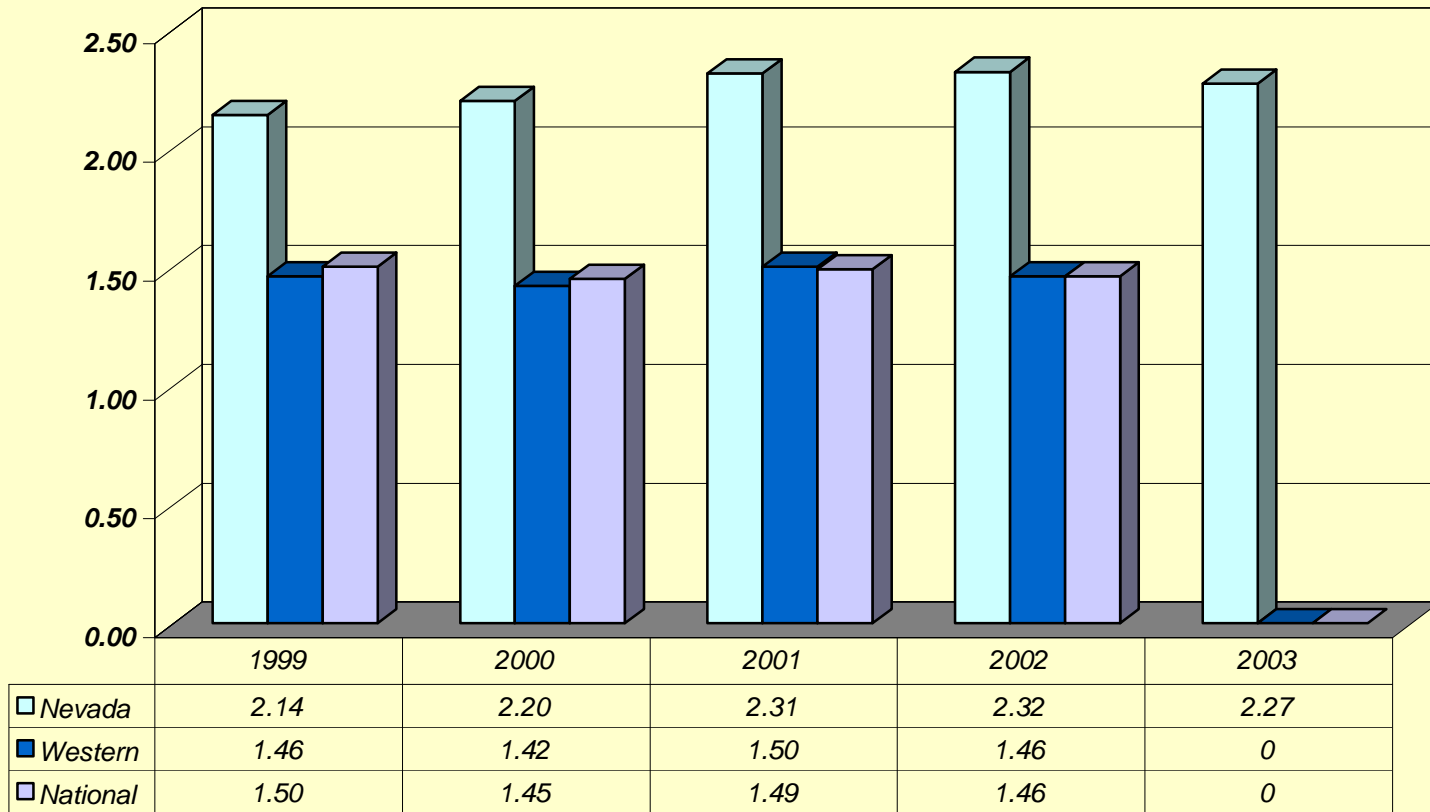
Classification by Location and Value of Property Stolen

LOCATION	1999	2000	2001	2002	2003	5-year Total
Highway, Street, Alley, etc.	\$573,311	\$826,390	\$859,645	\$1,661,682	\$1,811,916	\$5,732,944
Commercial House	\$1,220,608	\$2,315,489	\$3,457,556	\$4,109,714	\$3,349,369	\$14,452,736
Gas/Service Station	\$28,788	\$34,374	\$139,718	\$24,709	\$30,598	\$258,187
Convenience Store	\$128,615	\$350,682	\$193,576	\$83,480	\$148,506	\$904,859
Residence	\$760,019	\$793,638	\$1,320,952	\$1,028,178	\$1,461,468	\$5,364,255
Bank/Lending Inst.	\$531,843	\$818,862	\$776,466	\$905,112	\$488,734	\$3,521,017
Miscellaneous	\$2,472,877	\$304,368	\$885,699	\$1,400,288	\$1,001,398	\$6,064,630
Total	\$5,716,061	\$5,443,803	\$7,633,612	\$9,213,163	\$8,291,990	\$36,298,628

Classification by Location and Value of Property Stolen

LOCATION	1999	2000	2001	2002	2003
Highway, Street, Alley, etc.	10.0%	15.2%	11.3%	18.0%	21.9%
Commercial House	21.4%	42.5%	45.3%	44.6%	40.4%
Gas/Service Station	0.5%	0.6%	1.8%	0.3%	0.4%
Convenience Store	2.3%	6.4%	2.5%	0.9%	1.8%
Residence	13.3%	14.6%	17.3%	11.2%	17.6%
Bank/Lending Inst.	9.3%	15.0%	10.2%	9.8%	5.9%
Miscellaneous	43.3%	5.6%	11.6%	15.2%	12.1%
Total	100.0%	100.0%	100.0%	100.0%	100.0%

Robbery Rates Nevada, Western States, National



Assault



Photo courtesy of Nevada State Parks

Berlin-Ichthyosaur State Park: The Park is located about 20 miles east of Gabbs, Nevada on State Route 844; it is nestled at 7,000 feet on the scenic western slope of the Shoshone mountains

State of Nevada
Department of Public Safety

AGGRAVATED ASSAULT

2003

Crime Clock - One Aggravated Assault Every 1 Hour, 10 Minutes

An aggravated assault is an attempt or offer, with unlawful force or violence, to do physical injury to another. This type of assault is usually accompanied by the use of a weapon or other means likely to produce death or serious bodily injury. Attempts are included since it is not necessary that an injury result when a gun, knife, or other weapon is used which could and probably would result in serious personal injury if the crime is successfully completed. Assaults with personal weapons (hands, fists, feet) are scored as aggravated if there is personal injury requiring more than simple first-aid treatment.

Assault--NRS 200.471: (1) "...means an unlawful attempt, coupled with a present ability, to commit a violent injury on the person of another...(2) (b)...use of a deadly weapon, or the present ability to use a deadly weapon..."

Battery--NRS 200.481: (1) (a) "...means any willful and unlawful use of force or violence upon the person of another."

Not included in this class are simple (non-aggravated) assaults. Simple assaults are non-index offenses, although a record is kept of these assaults on the "Offenses Known to Police" form. During 2003, there were 32,104 simple assaults reported in Nevada, with a clearance rate of 55.14%.

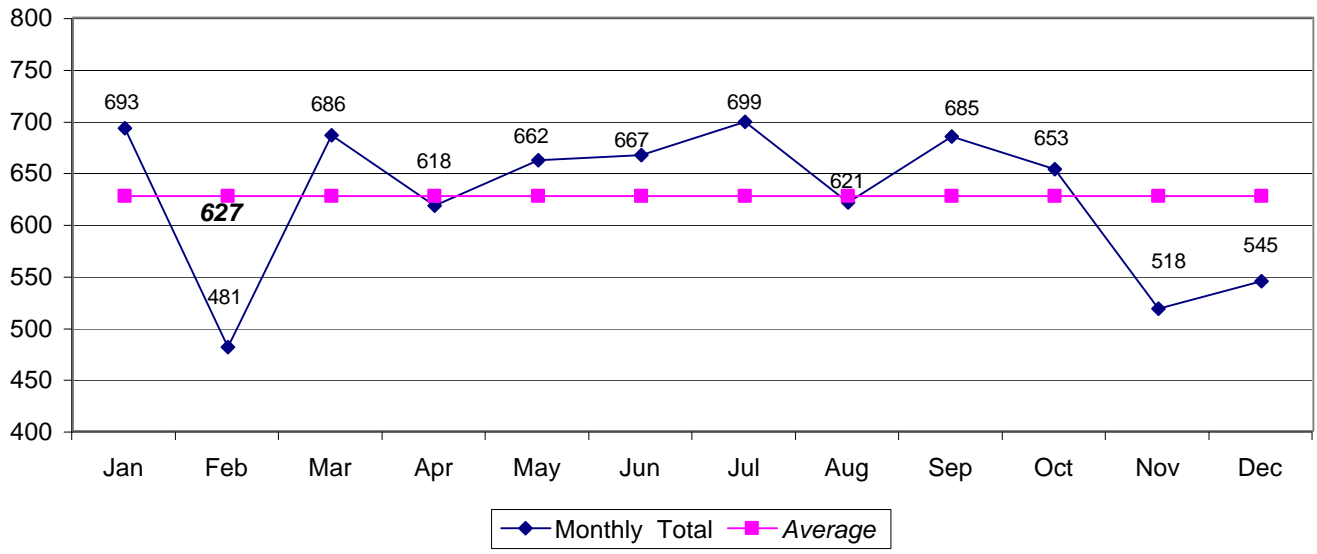
There were 7,528 aggravated assault offenses reported to enforcement in 2003 and the occurrence rate was consistent throughout the entire year. The highest single month was January with 693 (9.2%).

Nevada law enforcement cleared 2,878 aggravated assaults (38.23%).

Trends

	Number Reported	% Change from Previous Year	Rate/1,000
1999	4,994	-12.54%	2.54
2000	4,943	-1.02%	2.39
2001	6,337	28.20%	2.97
2002	7,634	20.47%	3.46
2003	7,528	-1.39%	3.28

2003 Assault Offenses by Month & Monthly Average



Weapon Types Used

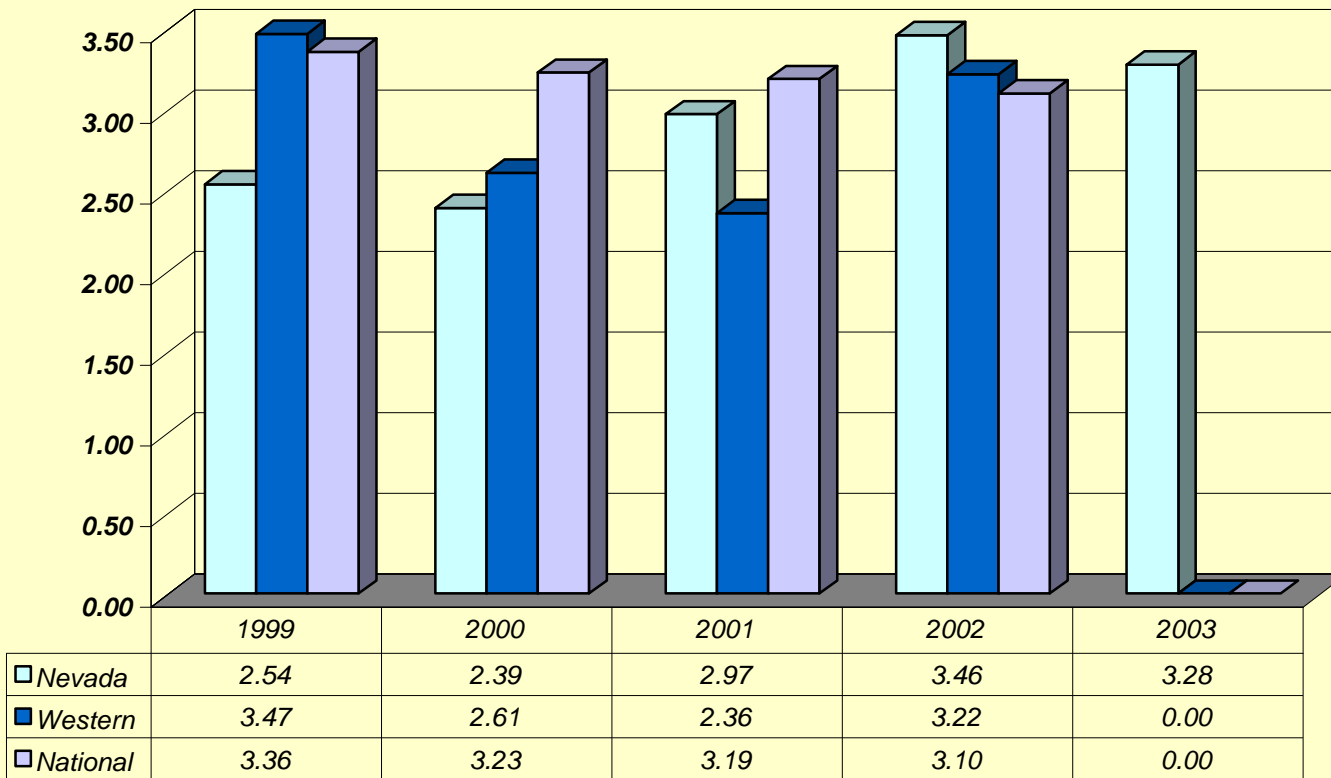
TYPE	1999	2000	2001	2002	2003	5-year Total
Firearm	755	757	808	1,285	1,593	5,198
Knife	1,030	1,163	1,392	1,582	1,665	6,832
Other Weapon	1,619	1,947	2,616	2,954	2,987	12,123
Strong Arm	1,590	1,076	1,521	1,813	1,283	7,283
Total	4,994	4,943	6,337	7,634	7,528	31,436

Profile of Persons Arrested

AGE	1999	2000	2001	2002	2003	5-year Total
17 and Under	294	261	332	271	351	1,509
18-24	431	427	595	488	553	2,494
25-29	221	164	291	307	314	1,297
30-34	235	194	345	282	316	1,372
35-39	238	189	331	274	281	1,313
40 and Over	339	364	572	547	526	2,348
Total	1,758	1,599	2,466	2,169	2,341	10,333

Male	1,423	1,300	1,948	1,724	1,893	8,288
Female	335	299	518	445	448	2,045

Aggravated Assault Rates Nevada, Western States, National



Burglary



Photo courtesy of Nevada State Parks

Old Las Vegas Mormon Fort State Park: The adobe fort was one of the first permanent non-native settlements in the Las Vegas Valley -- The settlers were composed of a group of Mormon missionaries who built the adobe fort along Las Vegas Creek in 1855.

State of Nevada
Department of Public Safety

BURGLARY

2003

Crime Clock - One Burglary Every 23 Minutes, 56 Seconds

Burglary, also known as breaking and entering, is "...the unlawful entry or attempted forcible entry of any structure to commit a felony or larceny."

Burglary--NRS 205.060: (1) "Every person who, by day or night, enters any house, room, apartment, tenement, shop, warehouse, store, mill, barn, stable, outhouse, or other building, tent, vessel, vehicle, vehicle trailer, semi-trailer or house trailer, airplane, glider, boat or railroad car, with intent to commit grand or petit larceny, assault or battery on any person or any felony, is guilty of burglary."

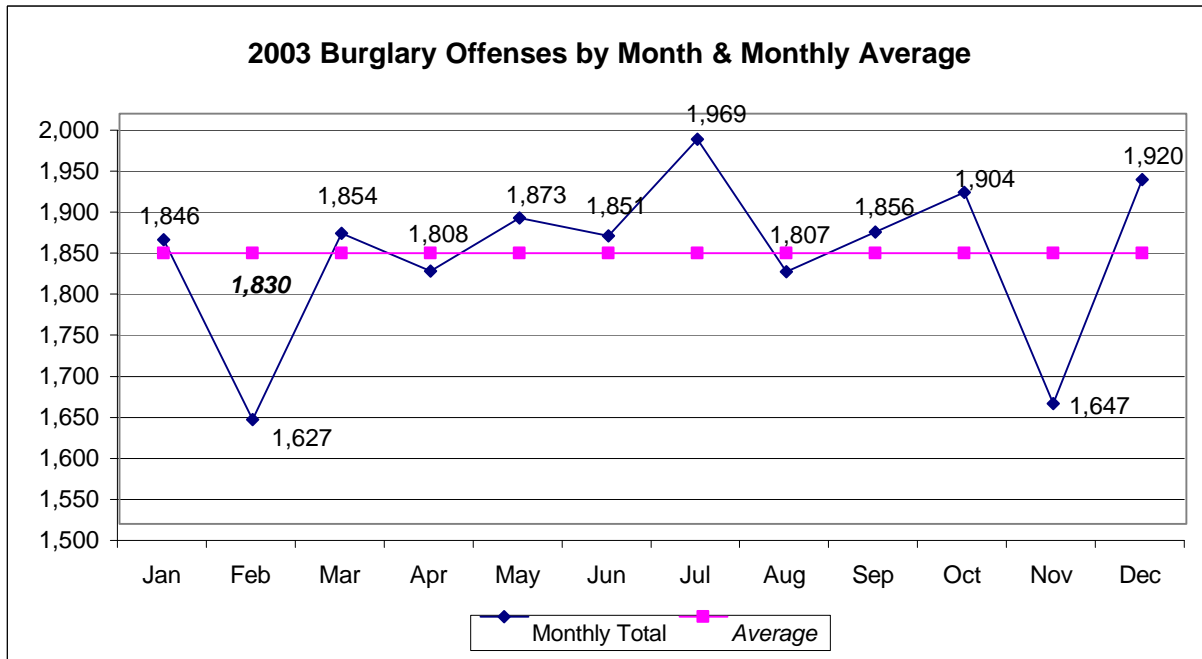
Incidents of burglary occurred most frequently during the months of July (1,969), and December (1,920). Their cumulative number represented 17.7% of the annual total.

Of the 21,962 burglaries reported to law enforcement in Nevada in 2003, 4,893 (22.3%) were cleared.

Nevada's burglary rate per 1,000 population in 2003 was 9.56. The highest recorded rate for the past ten years was in 1994 (13.94).

Trends

	Number Reported	% Change from Previous Year	Rate/1,000
1999	17,613	-11.4%	8.95
2000	17,526	-0.5%	8.48
2001	17,710	1.0%	8.30
2002	18,953	7.0%	8.59
2003	21,962	15.9%	9.56



Profile of Persons Arrested

AGE	1999	2000	2001	2002	2003	5-year Total
17 and Under	1,071	1,056	969	745	847	4,688
18-24	827	1,175	1,209	1,307	1,495	6,013
25-29	417	493	585	645	739	2,879
30-34	482	558	558	598	663	2,859
35-39	418	542	504	589	583	2,636
40 and Over	537	712	802	897	904	3,852
Total	3,752	4,536	4,627	4,781	5,231	22,927
Male	2,896	3,485	3,591	3,718	3,972	17,662
Female	856	1,051	1,036	1,063	1,259	5,265

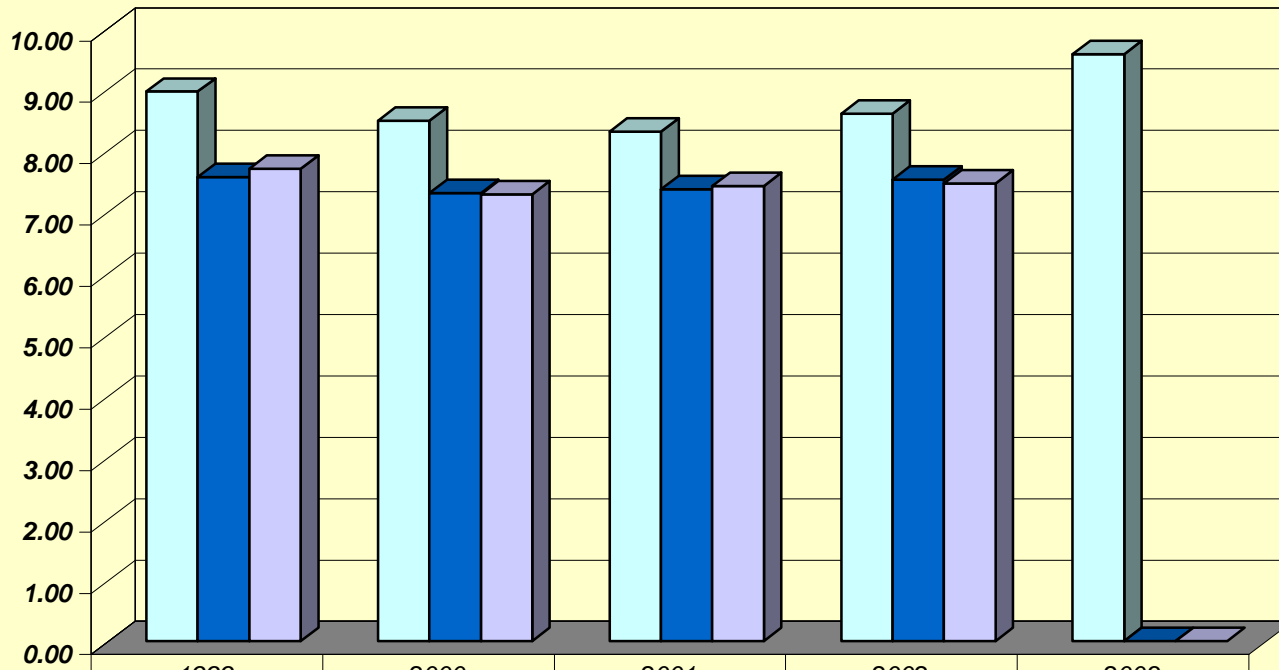
Type of Entry

TYPE	1999	2000	2001	2002	2003	5-year Total
Forcible Entry	9,994	10,201	10,266	10,956	12,788	54,205
Unlawful Entry-No Force	6,753	6,404	6,543	7,113	8,369	35,182
Attempted Forcible Entry	866	921	901	884	805	4,377
Total	17,613	17,526	17,710	18,953	21,962	93,764

Burglary Offenses and Value by Time of Day

Residence	1999		2000		2001		2002		2003	
6 pm - 6 am	2,307	\$3,412,909	2,473	\$3,634,681	2,022	\$3,908,508	1,897	\$4,457,284	1,986	\$5,728,326
6 am - 6 pm	3,506	\$6,386,206	4,015	\$7,825,381	3,605	\$7,468,566	3,517	\$8,318,096	3,597	\$11,010,861
Unknown	5,127	\$9,352,033	5,189	\$11,031,647	6,548	\$15,944,677	7,529	\$16,729,882	8,672	\$28,448,332
Subtotal	10,940	\$19,151,148	11,677	\$22,491,709	12,175	\$27,321,751	12,943	\$29,505,263	14,255	\$45,187,518
Non Residence										
6 pm - 6 am	1,820	\$2,472,026	1,904	\$2,249,934	1,437	\$2,267,504	1,347	\$3,518,336	1,660	\$3,439,465
6 am - 6 pm	1,064	\$1,417,793	890	\$1,039,962	775	\$1,176,278	654	\$713,130	919	\$1,069,930
Unknown	3,790	\$7,582,518	3,055	\$8,751,860	3,323	\$9,579,015	4,009	\$10,171,308	5,128	\$21,046,282
Subtotal	6,674	\$11,472,337	5,849	\$12,041,756	5,535	\$13,022,797	6,010	\$14,402,774	7,707	\$25,555,677
Grand Total	17,614	\$30,623,484	17,526	\$34,533,465	17,710	\$40,344,548	18,953	\$43,908,037	21,962	\$70,743,195

Burglary Rates
Nevada, Western States, National



	1999	2000	2001	2002	2003
□ Nevada	8.95	8.48	8.30	8.59	9.56
■ Western	7.56	7.30	7.36	7.52	0.00
■ National	7.70	7.28	7.41	7.46	0.00

Larceny



- Photo courtesy of Nevada State Parks

Lake Tahoe in Winter

State of Nevada
Department of Public Safety

LARCENY-THEFT

2003

Crime Clock - One Larceny Every 9 Minutes, 52 Seconds

Larceny is the unlawful taking of the property of another with the intent to deprive him of ownership.

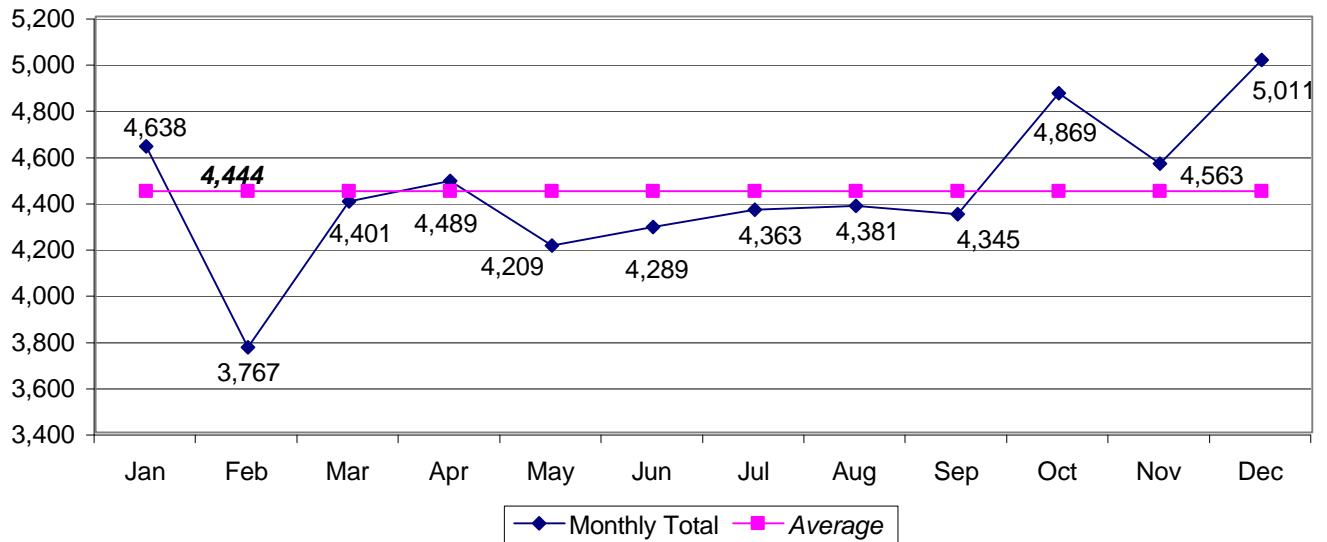
Theft--NRS 205.0832: "A person commits theft if, without lawful authority, he knowingly:

- (1) Controls any property of another person with the intent to deprive that person of the property.
- (2) Converts, makes an unauthorized transfer of an interest in, or without authorization controls any property of another person, or uses the services or property of another person entrusted to him or placed in his possession for a limited, authorized period of determined or prescribed duration or for a limited use.
- (3) Obtains real or personal property or the services of another person by a material misrepresentation with intent to deprive that person of the property or services. As used in this subsection, "material misrepresentation" means the use of any pretense, or the making of any promise, representation or statement of present, past or future fact which is fraudulent and which, when used or made, is instrumental in causing the wrongful control or transfer of property or services. The pretense may be verbal or it may be a physical
- (4) Comes into control of lost, mislaid or misdelivered property of another person under circumstances providing means of inquiry as to the true owner and appropriates that property to his own use or that of another person without reasonable efforts to notify the true owner.
- (5) Controls property of another person knowing or having reason to know that the property was stolen.
- (6) Obtains services which he knows are available only for compensation without paying or agreeing to pay compensation or diverts the services of another person to his own benefit or that of another person without lawful authority to do so.
- (7) Takes, destroys, conceals or disposes of property in which another person has a security interest, with intent to defraud that person.
- (8) Commits any act that is declared to be theft by a specific statute.
- (9) Draws or passes a check, and in exchange obtains property or services, if he knows that the check will not be paid when presented."

Trends

	Number Reported	% Change from Previous Year	Rate/1,000
1999	43,167	-8.9%	21.94
2000	44,125	2.2%	21.35
2001	45,072	2.1%	21.14
2002	47,461	5.3%	21.51
2003	53,325	12.4%	23.22

2003 Larceny Offenses by Month & Monthly Average



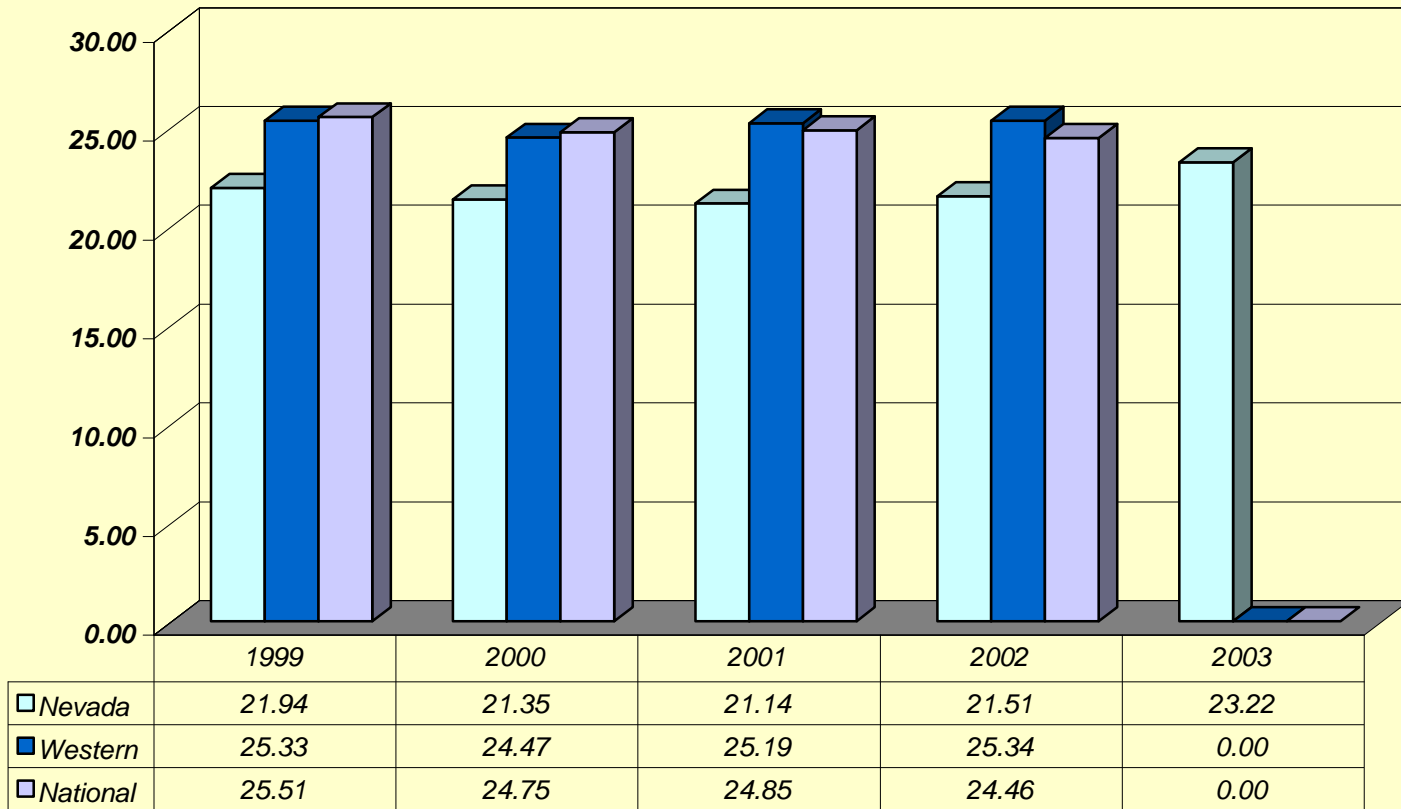
Profile of Persons Arrested

AGE	1999	2000	2001	2002	2003	5-year Total
17 and Under	3,528	3,516	3,382	3,480	3,177	17,083
18-24	2,047	2,239	2,345	2,482	2,666	11,779
25-29	1,090	950	1,062	1,136	1,094	5,332
30-34	1,153	1,077	1,122	1,204	1,192	5,748
35-39	1,214	1,211	1,241	1,223	1,187	6,076
40 and Over	2,068	2,381	2,484	2,595	2,836	12,364
Total	11,100	11,374	11,636	12,120	12,152	58,382
Male	7,521	7,668	7,795	8,024	8,068	39,076
Female	3,579	3,706	3,841	4,096	4,084	19,306

Larceny Offenses and Value by Classification

	1999		2000		2001		2002		2003	
Pocket-Picking	509	\$358,182	326	\$204,914	333	\$180,598	313	\$162,271	311	\$250,520
Purse-Snatching	240	\$137,354	424	\$233,849	642	\$387,675	599	\$308,630	553	\$1,017,290
Shoplifting	4,584	\$533,476	4,578	\$649,695	4,695	\$2,401,714	4,578	\$1,039,392	4,366	\$1,090,449
From Motor Vehicles	6,829	\$4,546,249	8,245	\$6,692,267	9,920	\$7,752,645	11,260	\$7,692,116	11,309	\$9,323,693
MV Parts & Accessories	11,853	\$13,855,095	7,043	\$7,430,616	6,166	\$9,159,352	5,703	\$6,871,223	6,241	\$8,946,038
Bicycles	946	\$297,537	1,160	\$390,506	1,266	\$506,941	1,562	\$647,079	1,011	\$311,009
From Buildings	8,366	\$7,937,445	15,239	\$18,120,344	15,197	\$19,688,396	16,187	\$16,726,269	20,104	\$27,115,019
From Coin-Op Machines	137	\$44,619	144	\$55,387	196	\$86,975	248	\$138,299	192	\$250,289
All Other	9,703	\$16,764,048	6,966	\$10,005,172	6,657	\$17,374,625	7,011	\$12,189,844	9,238	\$18,366,124
Total	43,167	\$ 44,474,006	44,125	\$43,782,749	45,072	\$57,538,920	47,461	\$45,775,124	53,325	\$66,670,431

Larceny Rates Nevada, Western States, National



Motor Vehicle Theft



- Photo of courtesy of Nevada State Parks

Fort Churchill State Historic Park: Fort Churchill was once a U.S. Army fort built in 1861 to provide protection for early settlers. It was abandoned ten years later, and today the ruins are preserved in a state of arrested decay. Twice a year the Nevada Civil War Volunteers puts on a civil war encampment at Fort Churchill.

State of Nevada
Department of Public Safety

MOTOR VEHICLE THEFT

2003

Crime Clock 1 Motor Vehicle Theft Every 25 Minutes, 13 Seconds

Uniform Crime Reporting defines motor vehicle theft as the larceny or attempted larceny of a motor vehicle, including "joy riding." Excluded from this class is a reported offense where there is lawful access to the vehicle, such as a family situation or unauthorized use by others with lawful access, such as with employees.

Motor vehicles are defined by UCR as self-propelled vehicles that run on the surface of the land and not on rails, such as automobiles, trucks, buses, motorcycles, motor scooters, snowmobiles, ATV's, etc. Not included are farm equipment, construction equipment, airplanes, motorboats.

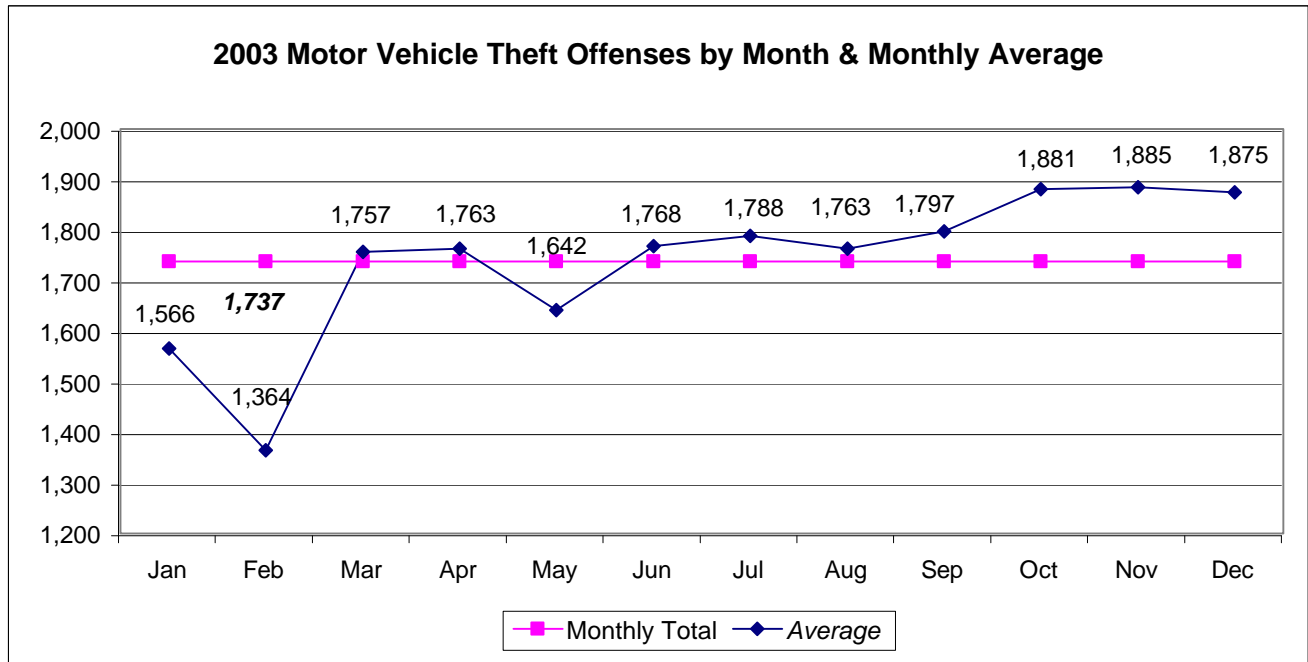
Motor Vehicle Theft--NRS 205.2715: "(1) Every person who takes and carries away or drives away the vehicle of another without the intent to permanently deprive the owner thereof but without the consent of the owner of such vehicles is guilty of a gross misdemeanor. (2) Every person who is in possession of a vehicle without the consent of the owner of such vehicle may reasonably be inferred to have taken and carried away or driven away the vehicle."

Motor vehicle thefts occurred most frequently during the months of October and December. These months collectively accounted for 19.28% of 2003's total motor vehicle theft offenses.

Law enforcement cleared 2,533 (14.5%) of all motor vehicle thefts in Nevada in 2003.

Trends

	Number Reported	% Change from Previous Year	Rate/1,000
1999	13,094	-4.9%	6.65
2000	13,172	0.6%	6.37
2001	14,703	11.6%	6.89
2002	17,485	18.9%	7.93
2003	20,849	19.2%	9.08



Profile of Persons Arrested

AGE	1999	2000	2001	2002	2003	5-year Total
17 and Under	533	526	506	528	455	2,548
18-24	491	475	594	687	715	2,962
25-29	172	184	246	241	295	1,138
30-34	151	179	220	219	248	1,017
35-39	118	122	158	170	187	755
40 and Over	133	142	161	224	192	852
Total	1,598	1,628	1,885	2,069	2,092	9,272
Male	1,312	1,370	1,555	1,719	1,731	7,687
Female	286	258	330	350	361	1,585

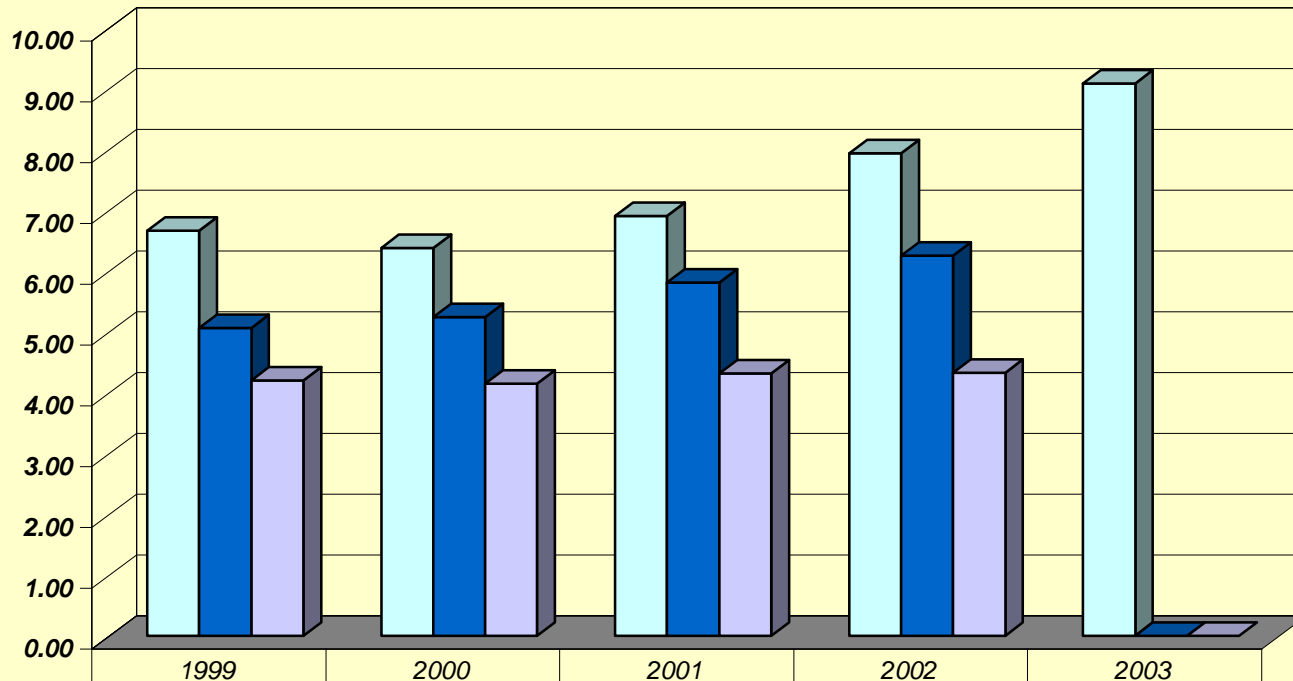
Type of Vehicle

	1999	2000	2001	2002	2003	5-year Total
Automobile	8,191	8,633	9,916	12,075	15,106	53,921
Truck/Bus	4,052	3,746	4,138	4,501	4,597	21,034
Other Vehicle	854	793	865	911	1,146	4,569
Grand Total	13,097	13,172	14,919	17,485	20,849	79,522

Locally Stolen Motor Vehicles Recovered

	1999	2000	2001	2002	2003	5-year Total
Stolen and Recovered Locally	9,171	9,470	10,774	13,615	16,467	59,497
Stolen Locally - Recovered by Other Jurisdiction	2,386	2,566	2,592	3,252	3,566	14,362
Total	11,557	12,036	13,366	16,867	20,033	73,859
Stolen in Other Jurisdiction - Recovered Locally	1,968	2,160	2,122	2,459	2,458	11,167

**Motor Vehicle Thefts
Nevada, Western States, National**



	1999	2000	2001	2002	2003
□ Nevada	6.65	6.37	6.90	7.93	9.08
■ Western	5.06	5.24	5.80	6.25	0
■ National	4.20	4.14	4.31	4.32	0

Arson

- Photo courtesy of
Nevada State Parks

Spring Mountain
Ranch State Park:
The Park is located
within the Red Rock
Canyon National
Conservation Area,
beneath the colorful
cliffs of the
magnificent Wilson
Range. The old
blacksmith shop is
shown with the main
ranch house -- The
main house has been
converted into a
visitor center.



State of Nevada
Department of Public Safety

ARSON

2003

Crime Clock - One Arson Every 15 Hours, 17 Minutes

Arson was the eighth and latest index offense to be added to the UCR Program by congressional mandate in 1979. Since only 8,528 agencies covering 65.2% of the United State's population submitted reports for all 12 months of the year, data users should be aware that the figures do not represent the Nation's total arson experience. Caution is recommended when viewing arson trend information. Figures may have been influenced by improved arson reporting procedures. It is expected that year-to-year statistical comparability will improve as collection continues.

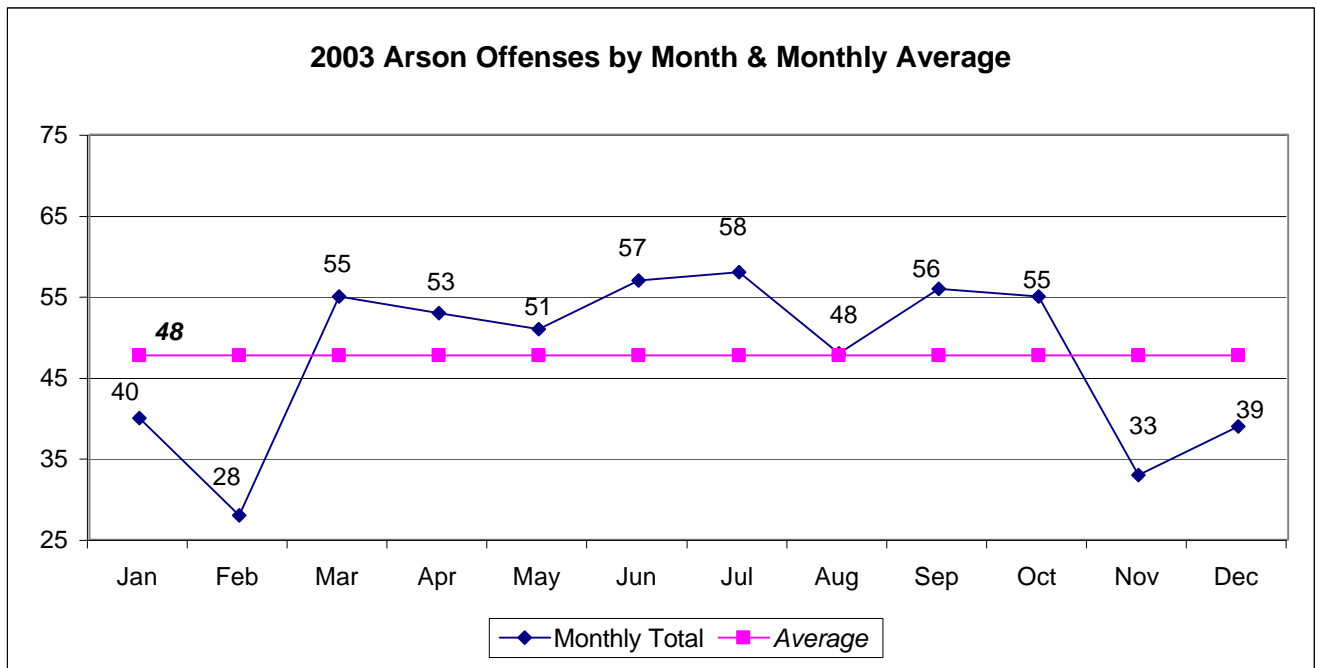
Nationally, reported arsons were reported in 2003. The national arson rate of arsons per 1,000 population was 35.5. Nationally, the average dollar loss for property damage or destroyed in reported arsons was \$11,098 per incident. There were 630 arsons reported in Nevada in 2003, compared to 536 in 2003. Nevada's arson rate per 1,000 population has generally decreased since the 1995 rate of .47. The 2003 rate is the lowest at .24.

Arson--NRS 205.005: "Any person shall be deemed to have set fire to a building, structure or any property mentioned in NRS 205.010 to 205.030, inclusive, whenever any part thereof or anything therein shall be scorched, charred or burned."

In 2003, arson offenses in Nevada occurred most frequently during the months of June (57), and July (58). These months represented 20.1% of the year's total. Law enforcement cleared 75 (13.01%) of reported arson offenses in 2003.

Trends

	Number Reported	% Change from Previous Year	Rate/1,000
1999	624	-6.4%	0.32
2000	581	-6.9%	0.28
2001	536	-7.7%	0.25
2002	630	17.5%	0.29
2003	573	-9.0%	0.25



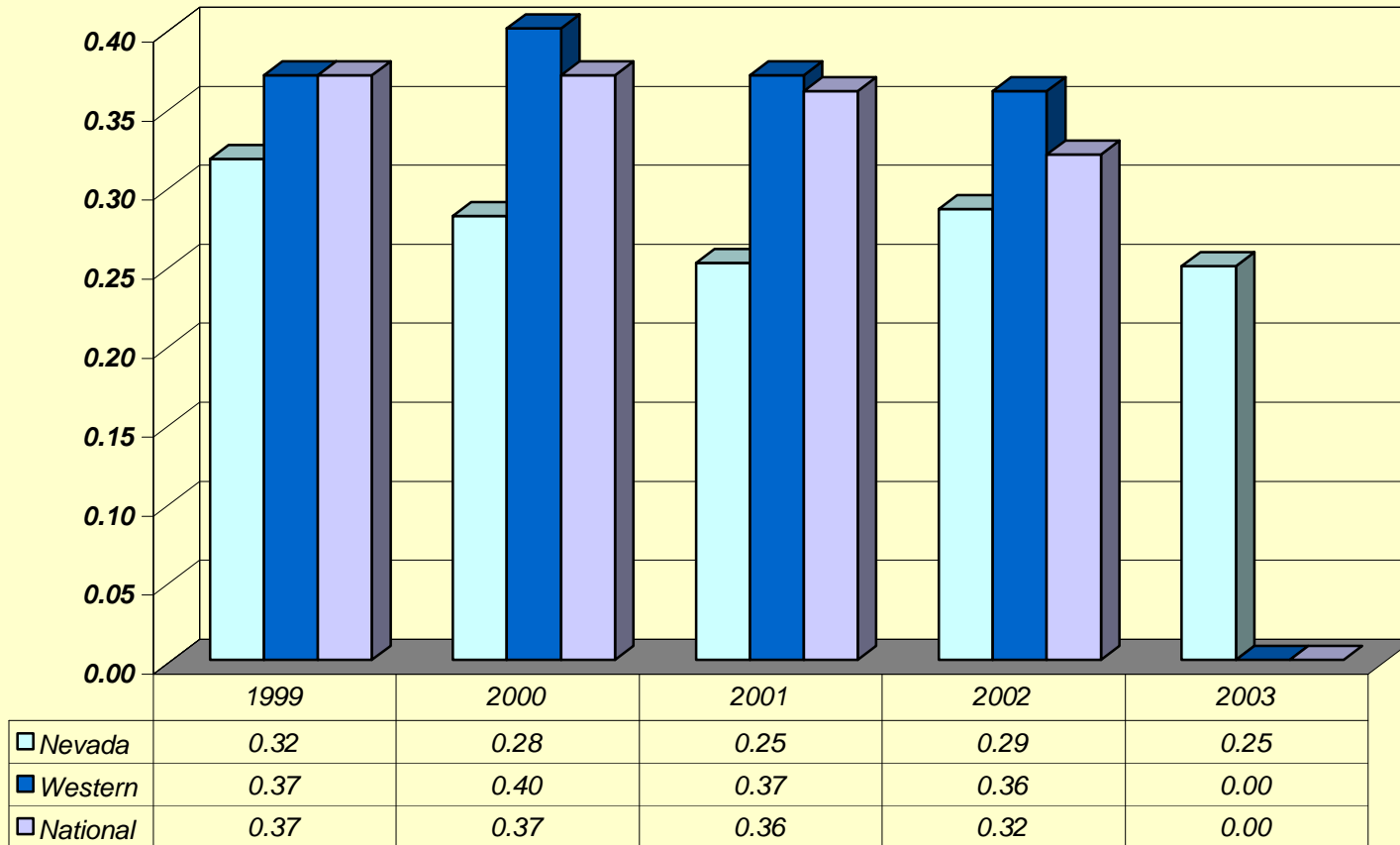
Profile of Persons Arrested

AGE	1999	2000	2001	2002	2003	5-year Total
17 and Under	84	62	143	91	72	452
18-24	11	5	7	18	13	54
25-29	2	2	2	5	5	16
30-34	1	1	4	2	5	13
35-39	2	1	7	8	6	24
40 and Over	7	8	15	17	6	53
Total	107	79	178	141	107	612
Male	99	65	122	123	85	494
Female	8	14	56	18	22	118

Arson Offenses by Property Type and Estimated Value

Structural	1999		2000		2001		2002		2003	
			# of offenses	Value of loss	# of offenses	Value of loss	# of offenses	Value of loss	# of offenses	Value of loss
Residential	155	\$2,348,113	115	\$2,450,428	118	\$1,713,463	148	\$1,867,500	103	\$2,276,976
Non-Residential	83	\$5,222,578	98	\$3,458,190	52	\$1,909,274	89	\$4,498,790	82	\$17,862,508
Mobile										
Cars, Trailers, Boats, etc...	240	\$1,838,583	213	\$1,336,774	236	\$1,889,626	272	\$1,585,961	266	\$2,004,060
All Other										
Crops, Fields, Signs, etc...	146	\$97,403	155	\$32,867	130	\$64,422	121	\$27,389	122	\$133,043
Total	624	\$9,506,677	581	\$7,278,259	536	\$5,576,785	630	\$7,979,640	573	\$22,276,587

Arson Rates - Nevada, Western States, National



Clearance Rates



- Photo courtesy of Nevada State Parks

Lake Tahoe in Summer

State of Nevada
Department of Public Safety

CLEARANCE RATES

2003

For Uniform Crime Reporting purposes, a crime index offense is cleared when a law enforcement agency has identified the offender, there is enough evidence to charge him and he is actually taken into custody. The arrest of one person can clear several crimes, or several persons may be arrested in the process of clearing one crime.

Crime solutions are also recorded in exceptional circumstances when some elements beyond law enforcement control preclude formal charges against the offender. An offense may be exceptionally cleared when it falls into one of the following categories:

1. The offender commits suicide.
2. A double murder occurs (two persons kill each other).
3. The offender dies after making a confession (dying declaration).
4. The offender is killed by law enforcement officers.
5. The offender confesses to committing a crime while already in custody for another crime or serving a sentence for another crime.
6. The offender is prosecuted in another city for a different crime or the same crime by federal, state or local authorities, and the other jurisdiction refuses to release the order.
7. Another jurisdiction refuses to extradite the offender.
8. The victim of a crime refuses to cooperate in the prosecution.
9. The offender is prosecuted for a less serious charge than the one for which he was arrested.
10. The offender is a juvenile who is handled by a verbal or written notice to the parents in instances involving minor offenses such as petit or simple larceny.

During 2003, 18.4% of reported index crimes in Nevada were cleared, either by arrest or exceptional means. The percentage of violent crimes cleared in Nevada in 2003 was 31.0% compared to the national 2002 figure of 46.8%, while property crime clearances were 16.5% compared to the national 2002 level of 24.1% (arson is not included in the national clearance percentage).

Clearance Rates for Index Offenses, 1999-2003

Offenses	1999		2000		2001		2002		2003	
	Offenses	Clearances	Offenses	Clearances	Offenses	Clearances	Offenses	Clearances	Offenses	Clearances
Murder	165	127	130	83	186	126	184	104	197	99
Rape	943	339	860	339	883	358	930	329	871	273
Robbery	4,209	1,086	4,543	830	4,932	964	5,119	1,034	5,215	1,030
Assault	4,994	2,427	4,943	2,303	6,337	2,992	7,634	3,710	7,528	2,878
Burglary	17,613	4,012	17,526	4,417	17,710	4,529	18,953	4,487	21,962	4,893
Larceny	43,167	11,188	44,125	12,081	45,072	11,996	47,461	11,790	53,325	8,581
MV Theft	13,094	1,511	13,172	1,550	14,703	1,902	17,485	2,533	20,849	2,517
Arson	624	99	581	87	536	95	630	99	573	75
Total	84,809	20,789	85,880	21,690	90,359	22,962	98,396	24,086	110,520	20,346

Note: Offenses cleared do not necessarily relate to the actual offenses which occurred during the calendar year period. Offenses can be cleared from prior periods.

Arrest Data



- Photos courtesy of Washoe Lake State Recreation Area

Washoe Lake State Park: Washoe and Little Washoe Lakes are located in scenic Washoe Valley, between Carson City and Reno. Popular activities in the park include nature study, bird watching, hiking, horseback riding, picnicking, windsurfing, water skiing, catamaran sailing, jet skiing and fishing.

State of Nevada
Department of Public Safety

ARREST DATA

2003

Primarily a gauge of law enforcement's response to crime, arrest counts also provide definitive data concerning the age, sex and race of perpetrators. Arrest practices, policies and enforcement emphases vary from place to place and even within a community from time to time. While the practices for certain unlawful conduct such as drunkenness, disorderly conduct, vagrancy and related violations may differ among agencies, those for robbery, burglary and other serious crime arrests are more likely to be uniform and consistent throughout all jurisdictions. The UCR Program procedures require that an arrest be counted on each separate occasion a person is taken into custody, notified or cited. Annual arrest figures do not measure the number of individuals arrested since one person may be arrested several times during the year for the same or different offenses. For UCR purposes, a juvenile is counted as "arrested" when the circumstances are such that if he or she were an adult an arrest would result, but in fact, there may not have been a formal charge.

Nationwide, law enforcement agencies made an estimated 9.8 million arrests in 2002 (the latest figures available) for all criminal infractions except traffic violations. When the overall arrest volume was related to the total United States population, the rate was 47.83 arrests per 100,000 inhabitants. In Nevada, enforcement reports to UCR in 2003 indicated a total arrest figure of 152,919. The arrest rate per 1,000 in population for the state was 66.6.

During 2003:

*Note: NDI Drug arrest totals are not included. NDI Drug arrests are the last page of this section.
NHP Drug and Alcohol arrests are not available.

-- 14.82% of all arrests were juveniles, 85.18% were adults

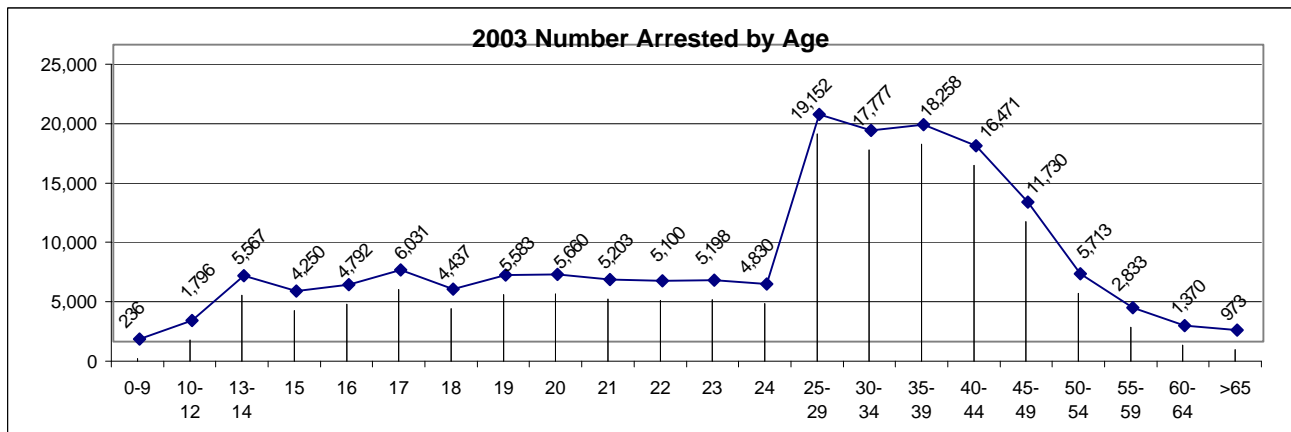
-- Index Offenses accounted for 32.85% of juvenile arrests

-- For Adults, 25.74% of arrests were for index offenses

-- 42.36% of adult arrests were between the ages of 25 and 40.

Number of Persons Arrested by Age Category* 2000-2003

	Number of Persons Arrested				Percent Distribution			
	2000	2001	2002	2003	2000	2001	2002	2003
Juveniles								
0-9	305	280	236	236	0.2	0.2	0.1	0.2
10-12	2,042	2,079	1,888	1,796	1.4	1.4	1.1	1.2
13-14	6,163	6,092	5,696	5,567	4.1	4.1	3.6	3.6
15	4,941	5,118	4,450	4,250	3.3	3.4	2.7	2.8
16	5,682	5,556	5,142	4,792	3.8	3.7	3.2	3.1
17	6,597	6,113	6,375	6,031	4.4	4.1	4.3	3.9
Total Juveniles	25,730	25,238	23,787	22,672	17.3	16.8	15.1	14.8
Adults								
18	4,394	4,328	4,029	4,437	3.0	2.9	2.8	2.9
19	5,075	5,269	5,430	5,583	3.4	3.5	3.7	3.6
20	4,884	5,051	5,235	5,660	3.3	3.4	3.7	3.7
21	4,618	4,963	5,005	5,203	3.1	3.3	3.4	3.4
22	4,229	4,484	4,938	5,100	2.8	3.0	3.3	3.3
23	4,053	4,379	4,688	5,198	2.7	2.9	3.3	3.4
24	3,645	4,134	4,475	4,830	2.5	2.3	3.1	3.2
25-29	17,514	17,500	18,320	19,152	11.8	11.7	12.6	12.5
30-34	18,388	18,123	18,137	17,777	12.4	12.1	11.7	11.6
35-39	19,829	19,253	19,082	18,258	13.4	12.8	11.8	11.9
40-44	15,875	16,467	17,353	16,471	10.7	11.0	10.6	10.8
45-49	9,865	10,375	11,160	11,730	6.6	6.9	7.7	7.7
50-54	5,179	5,478	5,827	5,713	3.5	3.7	3.7	3.7
55-59	2,639	2,523	3,006	2,833	1.8	1.7	1.9	1.9
60-64	1,298	1,259	1,426	1,370	0.9	0.8	0.9	0.9
>65	1,305	1,069	1,167	973	0.9	0.7	0.6	0.6
Total Adults	122,790	124,655	129,278	130,288	82.7	83.2	84.9	85.2
Grand Totals	148,520	149,893	153,065	152,960	100	100	100	100



*Note: NDI Drug, NHP Drug and DUI arrest totals are not included.

Statewide Arrests By Offense and Age

OFFENSE	SEX	10 &									
		Under	11-12	13-14	15	16	17	Total <18	18	19	20
Murder	M	0	0	1	1	2	2	6	3	2	7
	F	0	0	0	1	0	0	1	0	1	1
Manslaughter by Negligence	M	0	0	0	0	1	1	2	1	0	0
	F	0	0	0	0	0	0	0	0	0	0
Forcible Rape	M	1	5	11	2	6	6	31	15	14	8
	F	0	0	0	0	0	0	0	0	0	0
Robbery	M	0	6	44	31	58	78	217	56	84	67
	F	0	1	4	4	9	0	18	5	4	8
Aggravated Assault	M	7	27	57	53	70	79	293	72	84	54
	F	1	5	13	12	13	14	58	16	9	21
Other Assaults	M	34	242	425	244	262	269	1,476	291	316	372
	F	4	114	275	137	126	137	793	117	133	149
Burglary	M	24	59	184	135	147	182	731	214	169	176
	F	2	15	28	19	23	29	116	54	64	42
Larceny--Theft	M	40	264	482	318	353	458	1,915	309	318	296
	F	20	92	373	225	254	298	1,262	144	177	133
Motor Vehicle Theft	M	0	5	48	68	103	151	375	109	113	96
	F	0	1	17	18	28	16	80	13	14	17
Arson	M	4	14	16	8	11	5	58	5	1	1
	F	0	3	9	1	1	0	14	1	0	0
Forgery & Counterfeiting	M	0	2	4	1	1	9	17	10	10	14
	F	1	0	2	2	0	2	7	1	4	6
Fraud	M	0	1	10	5	10	25	51	28	44	56
	F	0	1	3	3	3	9	19	14	47	38
Embezzlement	M	0	0	1	1	3	16	21	8	8	10
	F	0	0	0	0	3	9	12	11	10	10
Stolen Property-Buy, Possess, Receive	M	1	13	44	46	37	45	186	83	65	61
	F	1	1	10	1	6	11	30	12	14	14
Vandalism	M	28	117	210	150	139	146	790	65	59	46
	F	3	31	45	15	17	20	131	6	5	7
Weapons-carrying, possession, etc...	M	6	36	90	43	67	95	337	83	80	82
	F	0	1	6	6	4	8	25	6	5	2
Prostitution & Commercialized Vice	M	0	0	0	1	2	5	8	6	15	27
	F	0	1	10	9	20	55	95	156	220	240
Other Sex Offenses	M	3	17	45	22	23	26	136	27	35	28
	F	0	3	6	2	0	1	12	8	7	11
Drug Abuse Violations	M	1	51	217	198	237	351	1,055	352	437	409
	F	0	20	88	58	49	75	290	81	73	66
Gambling	M	0	0	0	0	0	1	1	6	11	11
	F	0	0	0	0	3	0	3	1	2	6
Offenses Against Family & Children	M	0	2	5	5	8	13	33	71	50	44
	F	0	2	7	5	2	4	20	22	12	8
Driving Under the Influence	M	0	0	5	2	11	44	62	121	162	180
	F	0	0	0	1	2	6	9	32	38	55
Liquor Laws	M	1	7	76	126	267	462	939	441	545	438
	F	0	6	61	84	105	155	411	123	133	106
Drunkenness	M	1	1	2	7	4	8	23	2	1	3
	F	0	0	0	1	9	6	16	1	2	1
Disorderly Conduct	M	7	72	167	89	88	75	498	50	71	61
	F	0	30	128	44	39	19	260	11	8	7
Vagrancy	M	0	0	3	1	4	1	9	29	26	16
	F	0	0	0	1	1	0	2	1	3	4
All Other Offenses (except Traffic)	M	29	259	855	730	701	646	3,220	900	1,400	1,532
	F	9	151	563	393	264	226	1,606	243	477	613
Suspicion	M	0	5	3	11	3	6	28	0	1	0
	F	0	1	1	5	1	0	8	1	0	0
Curfew and Loitering Law Violations	M	2	43	334	407	575	1,066	2,427	0	0	0
	F	1	23	248	199	313	430	1,214	0	0	0
Runaway	M	4	24	103	104	115	110	460	0	0	0
	F	1	22	228	195	189	119	754	0	0	0
GRAND TOTAL		236	1,796	5,567	4,250	4,792	6,030	22,671	4,437	5,583	5,660

Statewide Arrests By Offense and Age

	21	22	23	24	25-29	30-34	35-39	40-44	45-49	50-54	55-59	60-64	over 64	Total >18	Grand Total
8	3	5	3	17	15	5	3	4	4	3	2	0	0	84	90
0	1	0	0	5	0	3	3	1	1	0	0	0	0	16	17
1	0	0	0	3	2	0	2	0	0	0	1	0	0	10	12
0	0	0	0	0	0	0	0	1	0	0	0	0	0	1	1
13	6	15	15	37	43	41	35	16	10	6	4	2	2	280	311
0	0	0	0	1	0	0	0	0	0	0	0	0	0	1	1
60	49	62	34	162	109	118	85	42	15	10	0	1	0	954	1,171
6	6	8	11	32	18	13	13	9	2	2	0	0	0	137	155
70	55	57	58	259	248	225	166	134	53	30	19	16	16	1,600	1,893
22	13	9	13	55	68	56	47	33	13	8	4	3	3	390	448
416	478	436	455	1,955	1,725	1,716	1,422	974	468	265	99	99	99	11,487	12,963
175	131	149	132	547	571	538	449	252	95	61	26	21	21	3,546	4,339
141	151	144	123	542	469	426	332	225	89	27	12	1	1	3,241	3,972
60	55	51	51	197	194	157	112	66	25	9	6	0	0	1,143	1,259
206	196	236	187	744	788	846	850	627	297	143	51	59	59	6,153	8,068
156	99	106	103	350	404	341	337	236	111	54	41	30	30	2,822	4,084
73	67	71	75	239	192	159	84	39	27	5	3	4	4	1,356	1,731
13	19	19	16	56	56	28	16	5	4	3	0	2	2	281	361
0	1	1	2	3	3	6	2	1	1	0	0	0	0	27	85
0	0	0	1	2	2	0	2	0	0	0	0	0	0	8	22
11	8	12	20	68	58	38	30	22	5	4	3	2	2	315	332
12	20	8	13	30	39	33	15	4	2	1	1	0	0	189	196
54	47	60	46	264	302	297	256	210	111	53	28	26	26	1,882	1,933
47	34	46	46	164	165	169	100	77	41	27	14	3	3	1,032	1,051
7	9	8	8	32	27	29	20	15	6	3	0	0	0	190	211
11	5	5	7	31	24	22	23	11	6	5	1	3	3	185	197
46	57	53	71	229	183	171	142	67	21	16	3	4	4	1,272	1,458
14	19	15	13	56	37	31	29	10	2	1	0	0	0	267	297
44	36	29	36	96	71	82	63	52	22	7	3	3	3	714	1,504
5	8	9	6	16	16	19	15	12	6	2	2	1	1	135	266
90	89	66	55	238	170	143	79	74	33	22	6	12	12	1,322	1,659
3	2	8	5	13	8	12	9	1	5	2	1	0	0	82	107
22	31	24	21	113	98	127	100	48	29	22	20	11	11	714	722
220	276	250	220	642	474	471	402	199	67	13	5	2	2	3,857	3,952
31	25	29	26	104	133	163	158	128	83	61	42	28	28	1,101	1,237
6	11	20	11	43	52	41	27	15	9	3	2	0	0	266	278
379	346	370	345	1,205	934	798	593	408	149	76	35	16	16	6,852	7,907
73	80	69	73	280	255	255	199	93	50	9	3	2	2	1,661	1,951
0	0	0	0	0	0	0	0	0	0	0	0	0	0	28	29
0	0	0	0	0	0	0	0	0	0	0	0	0	0	9	12
53	33	30	30	90	91	105	77	48	32	12	4	6	6	776	809
15	20	22	17	97	70	59	51	23	8	3	1	0	0	428	448
294	274	292	275	1,092	907	861	910	690	428	255	138	121	121	7,000	7,062
75	48	58	57	191	216	220	249	194	110	48	25	17	17	1,633	1,642
144	110	87	70	282	334	478	616	528	343	159	98	65	65	4,738	5,677
23	17	14	9	52	50	107	106	70	34	17	15	7	7	883	1,294
6	5	4	11	7	16	14	9	15	10	3	3	2	2	111	134
1	0	5	1	0	7	2	3	2	2	1	0	0	0	28	44
80	93	79	63	238	192	187	184	180	80	49	27	15	15	1,649	2,147
7	7	15	9	42	31	30	45	26	17	9	3	7	7	274	534
20	16	24	21	118	100	199	246	296	161	106	60	19	19	1,457	1,466
5	3	5	4	23	26	21	28	15	10	4	0	2	2	154	156
1,545	1,521	1,569	1,457	6,121	5,935	6,568	6,120	4,625	2,247	1,092	485	312	312	43,429	46,649
440	519	543	505	1,969	1,849	1,827	1,605	907	369	121	75	49	49	12,111	13,717
0	1	1	0	0	0	1	1	0	0	0	0	0	0	5	33
0	0	0	0	0	0	0	0	1	0	0	0	0	0	2	10
0	0	0	0	0	0	0	0	0	0	0	0	0	0	0	2,427
0	0	0	0	0	0	0	0	0	0	0	0	0	0	0	1,214
0	0	0	0	0	0	0	0	0	0	0	0	0	0	0	460
0	0	0	0	0	0	0	0	0	0	0	0	0	0	0	754
5,203	5,100	5,198	4,830	19,152	17,777	18,258	16,471	11,730	5,713	2,833	1,370	973	973	130,288	152,959

Boulder City PD Arrests By Offense and Age

OFFENSE	SEX	10 & Under 11-12 13-14 15 16 17 Total <18 18 19 20 21											
		10 & Under	11-12	13-14	15	16	17	Total <18	18	19	20	21	
Murder	M	0	0	0	0	0	0	0	0	0	0	0	0
Murder	F	0	0	0	0	0	0	0	0	0	0	0	0
Manslaughter by Negligence	M	0	0	0	0	0	0	0	0	0	0	0	0
Manslaughter by Negligence	F	0	0	0	0	0	0	0	0	0	0	0	0
Forcible Rape	M	0	0	0	0	0	0	0	0	0	0	0	0
Forcible Rape	F	0	0	0	0	0	0	0	0	0	0	0	0
Robbery	M	0	0	1	0	0	0	1	0	1	2	0	0
Robbery	F	0	0	0	0	0	0	0	0	0	0	0	0
Aggravated Assault	M	0	0	1	0	1	0	2	0	1	0	0	0
Aggravated Assault	F	0	0	0	0	0	1	1	0	0	0	0	0
Other Assaults	M	0	0	0	0	0	1	1	1	0	0	0	0
Other Assaults	F	0	0	0	0	0	0	0	0	0	0	0	0
Burglary	M	0	1	4	0	0	3	8	2	1	0	0	0
Burglary	F	0	0	0	0	0	0	0	0	0	0	0	0
Larceny--Theft	M	0	0	0	0	1	0	1	0	2	1	0	0
Larceny--Theft	F	0	0	0	0	0	0	0	1	0	0	0	0
Motor Vehicle Theft	M	0	0	1	0	0	0	1	0	1	1	0	0
Motor Vehicle Theft	F	0	0	0	0	0	0	0	1	0	0	0	0
Arson	M	0	0	1	0	0	0	1	0	0	0	0	0
Arson	F	0	0	0	0	0	0	0	0	0	0	0	0
Forgery & Counterfeiting	M	0	0	0	0	0	0	0	0	0	0	0	0
Forgery & Counterfeiting	F	0	0	0	0	0	0	0	0	0	0	0	0
Fraud	M	0	0	0	0	0	0	0	1	0	0	0	0
Fraud	F	0	0	0	0	0	0	0	0	0	0	0	0
Embezzlement	M	0	0	0	0	0	0	0	0	0	0	0	0
Embezzlement	F	0	0	0	0	0	0	0	0	0	0	0	0
Stolen Property-Buy, Possess, Receive	M	0	0	0	0	0	0	0	0	0	0	0	0
Stolen Property-Buy, Possess, Receive	F	0	0	0	0	0	1	1	0	0	0	0	0
Vandalism	M	0	0	0	0	0	0	0	0	0	0	0	0
Vandalism	F	0	0	0	0	0	0	0	0	0	0	0	0
Weapons-carrying, possession, etc...	M	0	0	0	0	0	0	0	1	1	0	0	1
Weapons-carrying, possession, etc...	F	0	0	0	0	0	0	0	0	0	0	0	0
Prostitution & Commercialized Vice	M	0	0	0	0	0	0	0	0	0	0	0	0
Prostitution & Commercialized Vice	F	0	0	0	0	0	0	0	0	0	0	0	0
Other Sex Offenses	M	0	0	1	0	0	0	1	0	0	0	0	0
Other Sex Offenses	F	0	0	0	0	0	0	0	0	0	0	0	0
Drug Abuse Violations	M	0	0	0	0	4	0	4	1	2	4	1	1
Drug Abuse Violations	F	0	0	0	0	0	2	2	0	0	1	0	0
Gambling	M	0	0	0	0	0	0	0	0	0	0	0	0
Gambling	F	0	0	0	0	0	0	0	0	0	0	0	0
Offenses Against Family & Children	M	0	0	1	0	1	2	4	2	1	0	0	0
Offenses Against Family & Children	F	0	1	2	2	0	1	6	1	0	0	0	0
Driving Under the Influence	M	0	0	0	0	0	1	1	2	3	2	5	5
Driving Under the Influence	F	0	0	0	0	0	0	0	1	0	0	2	2
Liquor Laws	M	0	0	0	1	0	1	2	1	0	1	0	0
Liquor Laws	F	0	0	0	0	0	1	1	1	0	0	0	0
Drunkenness	M	0	0	0	0	0	0	0	0	0	0	0	0
Drunkenness	F	0	0	0	0	0	0	0	0	0	0	0	0
Disorderly Conduct	M	0	0	1	0	0	0	1	0	0	0	0	0
Disorderly Conduct	F	0	0	0	0	0	0	0	0	0	0	0	0
Vagrancy	M	0	0	0	0	0	0	0	0	0	0	0	0
Vagrancy	F	0	0	0	0	0	0	0	0	0	0	0	0
All Other Offenses (except Traffic)	M	0	2	3	0	0	1	6	1	2	1	1	1
All Other Offenses (except Traffic)	F	0	1	0	0	1	1	3	0	0	0	0	0
Suspicion	M	0	0	0	0	0	0	0	0	0	0	0	0
Suspicion	F	0	0	0	0	0	0	0	0	0	0	0	0
Curfew and Loitering Law Violations	M	0	0	1	0	0	0	1	0	0	0	0	0
Curfew and Loitering Law Violations	F	0	0	0	0	0	1	1	0	0	0	0	0
Runaway	M	0	0	0	0	0	0	0	0	0	0	0	0
Runaway	F	0	0	0	0	0	0	0	0	0	0	0	0
GRAND TOTAL		0	5	17	3	8	17	50	17	15	13	10	

Boulder City PD Arrests By Offense and Age

												over		
22	23	24	25-29	30-34	35-39	40-44	45-49	50-54	55-59	60-64	64	Total >18	Grand Total	
0	0	0	0	0	0	0	0	0	0	0	0	0	0	
0	0	0	0	0	0	0	0	0	0	0	0	0	0	
0	0	0	0	0	0	1	0	0	0	0	0	1	1	
0	0	0	0	0	0	0	0	0	0	0	0	0	0	
0	0	0	0	0	0	0	0	0	0	0	0	0	0	
0	0	0	0	0	0	0	0	0	0	0	0	0	0	
0	0	0	1	0	1	1	0	0	0	0	0	6	7	
0	0	0	0	0	0	0	0	0	0	0	0	0	0	
0	0	0	0	1	0	1	0	0	0	0	0	3	5	
0	0	0	0	0	0	0	0	0	0	0	0	0	1	
1	0	0	1	0	0	0	0	0	0	0	0	3	4	
0	0	0	0	0	0	0	0	0	0	0	0	0	0	
0	1	0	1	3	1	1	2	0	0	0	0	12	20	
0	0	1	0	3	0	0	0	0	0	0	0	4	4	
0	0	0	1	0	0	0	0	0	0	0	0	4	5	
0	0	0	0	0	1	1	0	0	1	0	0	4	4	
1	1	0	3	1	1	0	1	0	0	0	0	10	11	
0	0	0	0	0	0	0	0	0	0	0	0	1	1	
0	0	0	0	0	0	0	0	0	0	0	0	0	1	
0	0	0	0	0	0	0	0	0	0	0	0	0	0	
0	0	0	1	1	0	0	0	0	0	0	0	2	2	
0	0	0	0	0	0	0	0	0	0	0	0	0	0	
0	1	0	0	0	0	0	0	0	0	0	0	2	2	
0	0	0	0	0	0	0	0	0	0	0	0	0	0	
0	0	0	0	0	0	0	0	0	0	0	0	0	0	
0	0	0	0	1	1	0	1	1	0	0	0	4	4	
0	0	0	0	0	0	0	0	0	0	0	0	0	1	
0	0	0	0	0	0	0	0	0	0	0	0	0	0	
0	0	0	0	0	0	0	0	0	0	0	0	0	0	
0	0	0	2	0	1	0	0	0	0	0	0	6	6	
0	0	0	0	0	0	0	0	0	0	0	0	0	0	
0	0	0	0	0	0	0	0	0	0	0	0	0	0	
0	0	0	1	0	0	0	0	0	0	0	0	1	1	
0	0	0	1	0	0	1	0	0	0	0	0	2	3	
0	0	0	0	0	0	0	0	0	0	0	0	0	0	
2	3	1	3	2	4	1	2	1	2	0	0	29	33	
0	0	0	1	4	0	1	1	0	1	0	0	9	11	
0	0	0	0	0	0	0	0	0	0	0	0	0	0	
0	0	0	0	0	0	0	0	0	0	0	0	0	0	
0	2	0	3	4	4	9	5	1	3	0	0	34	38	
1	0	2	3	1	1	1	1	1	0	0	0	12	18	
2	2	5	10	6	13	26	9	8	9	1	4	107	108	
0	1	0	3	2	4	3	4	4	0	0	3	27	27	
0	0	0	0	0	0	0	0	0	0	0	0	2	4	
0	0	0	0	0	0	0	0	0	0	0	0	1	2	
0	0	0	0	2	0	1	5	0	0	0	0	8	8	
0	0	0	0	0	0	0	1	0	0	0	0	1	1	
0	0	0	0	0	1	1	1	0	1	0	0	4	5	
0	0	0	0	0	0	0	0	0	0	0	0	0	0	
0	0	0	0	0	0	0	0	0	0	1	0	1	1	
0	0	0	0	0	0	0	0	0	0	0	0	0	0	
3	3	4	5	5	4	6	2	2	1	3	0	43	49	
0	0	0	1	3	2	3	2	2	1	1	0	15	18	
0	0	0	0	0	0	0	0	0	0	0	0	0	0	
0	0	0	0	0	0	0	0	0	0	0	0	0	0	
0	0	0	0	0	0	0	0	0	0	0	0	0	1	
0	0	0	0	0	0	0	0	0	0	0	0	0	1	
0	0	0	0	0	0	0	0	0	0	0	0	0	0	
0	0	0	0	0	0	0	0	0	0	0	0	0	0	
10	14	13	41	39	39	58	37	20	19	6	7	358	408	

Carlin PD Arrests By Offense and Age

OFFENSE	SEX	10 & Under											
		11-12	13-14	15	16	17	Total <18	18	19	20	21		
Murder	M	0	0	0	0	0	0	0	0	0	0	0	0
Murder	F	0	0	0	0	0	0	0	0	0	0	0	0
Manslaughter by Negligence	M	0	0	0	0	0	0	0	0	0	0	0	0
Manslaughter by Negligence	F	0	0	0	0	0	0	0	0	0	0	0	0
Forcible Rape	M	0	0	0	0	0	0	0	0	0	0	0	0
Forcible Rape	F	0	0	0	0	0	0	0	0	0	0	0	0
Robbery	M	0	0	0	0	0	0	0	0	0	0	0	0
Robbery	F	0	0	0	0	0	0	0	0	0	0	0	0
Aggravated Assault	M	0	0	0	0	0	0	0	0	0	0	0	0
Aggravated Assault	F	0	0	0	0	0	0	0	0	0	0	0	0
Other Assaults	M	0	0	0	0	0	0	0	0	0	0	1	1
Other Assaults	F	0	2	1	0	0	0	3	0	0	0	0	0
Burglary	M	0	2	1	0	0	0	3	0	0	0	0	1
Burglary	F	0	0	0	0	0	0	0	0	0	0	0	0
Larceny--Theft	M	0	0	0	0	0	0	0	0	0	0	0	0
Larceny--Theft	F	0	0	0	0	0	0	0	0	0	0	0	0
Motor Vehicle Theft	M	0	0	0	0	0	0	0	0	0	0	1	0
Motor Vehicle Theft	F	0	0	0	0	0	0	0	0	0	0	0	0
Arson	M	0	0	0	0	0	0	0	0	0	0	0	0
Arson	F	0	0	0	0	0	0	0	0	0	0	0	0
Forgery & Counterfeiting	M	0	0	0	0	0	0	0	0	0	0	0	0
Forgery & Counterfeiting	F	0	0	0	0	0	0	0	0	0	0	0	0
Fraud	M	0	0	0	0	0	0	0	0	0	0	0	0
Fraud	F	0	0	0	0	0	0	0	0	0	0	0	0
Embezzlement	M	0	0	0	0	0	0	0	0	0	0	0	0
Embezzlement	F	0	0	0	0	0	0	0	0	0	0	0	0
Stolen Property-Buy, Possess, Receive	M	0	0	0	0	0	0	0	0	0	0	0	0
Stolen Property-Buy, Possess, Receive	F	0	0	0	0	0	0	0	0	0	0	0	0
Vandalism	M	0	2	0	0	0	0	2	0	0	0	0	0
Vandalism	F	0	0	0	0	0	0	0	0	0	0	0	0
Weapons-carrying, possession, etc...	M	0	0	0	0	0	0	0	0	0	0	0	0
Weapons-carrying, possession, etc...	F	0	0	0	0	0	0	0	0	0	0	0	0
Prostitution & Commercialized Vice	M	0	0	0	0	0	0	0	0	0	0	0	0
Prostitution & Commercialized Vice	F	0	0	0	0	0	0	0	0	0	0	0	0
Other Sex Offenses	M	0	0	0	0	0	0	0	0	0	0	0	0
Other Sex Offenses	F	0	0	0	0	0	0	0	0	0	0	0	0
Drug Abuse Violations	M	0	0	0	0	0	0	0	0	1	0	0	0
Drug Abuse Violations	F	0	0	0	0	0	0	0	0	0	0	0	0
Gambling	M	0	0	0	0	0	0	0	0	0	0	0	0
Gambling	F	0	0	0	0	0	0	0	0	0	0	0	0
Offenses Against Family & Children	M	0	0	0	0	0	0	0	0	0	0	0	0
Offenses Against Family & Children	F	0	0	0	0	0	0	0	0	0	0	0	0
Driving Under the Influence	M	0	0	0	0	1	0	1	0	0	2	2	0
Driving Under the Influence	F	0	0	0	0	0	0	0	0	0	0	0	0
Liquor Laws	M	1	0	2	0	0	4	7	1	2	4	0	0
Liquor Laws	F	0	0	0	0	1	3	4	0	0	2	0	0
Drunkenness	M	0	0	0	0	0	0	0	0	0	1	0	0
Drunkenness	F	0	0	0	0	0	1	1	0	0	0	0	0
Disorderly Conduct	M	0	1	0	1	0	0	2	0	0	0	1	0
Disorderly Conduct	F	0	0	1	0	0	1	2	0	0	0	0	0
Vagrancy	M	0	0	0	0	0	0	0	0	0	0	0	0
Vagrancy	F	0	0	0	0	0	0	0	0	0	0	0	0
All Other Offenses (except Traffic)	M	0	1	0	0	0	1	2	0	0	0	0	0
All Other Offenses (except Traffic)	F	0	0	0	0	0	1	1	0	0	0	0	0
Suspicion	M	0	0	0	0	0	0	0	0	0	0	0	0
Suspicion	F	0	0	0	0	0	0	0	0	0	0	0	0
Curfew and Loitering Law Violations	M	0	0	0	0	0	0	0	0	0	0	0	0
Curfew and Loitering Law Violations	F	0	0	0	0	0	0	0	0	0	0	0	0
Runaway	M	0	0	0	0	0	0	0	0	0	0	0	0
Runaway	F	0	1	0	0	0	0	1	0	0	0	0	0
GRAND TOTAL		1	9	5	1	2	11	29	1	3	11	5	

Carlin PD Arrests By Offense and Age

												over		
22	23	24	25-29	30-34	35-39	40-44	45-49	50-54	55-59	60-64	64	Total >18	Grand Total	
0	0	0	0	0	0	0	0	0	0	0	0	0	0	
0	0	0	0	0	0	0	0	0	0	0	0	0	0	
0	0	0	0	0	0	0	0	0	0	0	0	0	0	
0	0	0	0	0	0	0	0	0	0	0	0	0	0	
0	0	0	0	0	0	0	0	0	0	0	0	0	0	
0	0	0	0	0	0	0	0	0	0	0	0	0	0	
1	0	0	0	0	0	0	0	0	0	0	0	1	1	
0	0	0	0	0	0	0	0	0	0	0	0	0	0	
0	0	0	1	5	6	2	2	0	0	2	0	20	20	
0	1	0	0	0	0	0	0	0	0	0	0	1	4	
0	1	0	0	1	0	0	0	0	0	0	0	3	6	
0	1	0	0	0	0	1	0	0	0	0	0	2	2	
0	0	0	0	0	0	0	0	0	0	0	0	0	0	
0	0	0	0	0	0	0	0	0	0	0	0	0	0	
0	0	0	0	0	0	0	0	0	0	0	0	1	1	
0	0	0	0	0	0	0	0	0	0	0	0	0	0	
0	0	0	0	0	0	0	0	0	0	0	0	0	0	
0	0	0	0	0	0	0	0	0	0	0	0	0	0	
0	0	0	0	0	0	0	0	0	0	0	0	0	0	
0	0	0	0	0	0	0	0	0	0	0	0	0	0	
0	0	0	0	1	0	0	0	0	0	0	0	1	1	
0	0	0	0	0	0	0	0	0	0	0	0	0	0	
0	0	0	0	0	0	0	0	0	0	0	0	0	0	
0	0	0	0	0	0	0	0	0	0	0	0	0	0	
0	0	0	0	0	0	0	0	0	0	0	0	0	0	
0	0	1	0	0	0	0	0	0	0	0	0	1	3	
0	0	0	0	0	0	0	0	0	0	0	0	0	0	
0	0	0	0	0	0	0	0	0	0	0	0	0	0	
0	0	0	0	0	0	0	0	0	0	0	0	0	0	
0	0	0	0	0	0	0	0	0	0	0	0	0	0	
0	0	0	0	0	0	0	0	0	0	0	0	0	0	
0	0	0	0	0	0	0	0	0	0	0	0	0	0	
0	0	0	0	0	0	0	0	0	0	0	0	0	0	
0	0	0	0	0	0	0	0	0	0	0	0	0	0	
1	1	0	1	1	3	1	3	0	0	0	0	12	12	
0	0	0	2	0	0	0	1	0	0	0	0	3	3	
0	0	0	0	0	0	0	0	0	0	0	0	0	0	
0	0	0	0	0	0	0	0	0	0	0	0	0	0	
0	0	0	0	0	0	0	0	0	0	0	0	0	0	
2	1	0	2	6	9	9	3	1	1	0	0	38	39	
0	0	1	1	2	1	0	0	1	0	1	0	7	7	
0	0	0	1	0	0	1	1	0	0	0	0	10	17	
0	0	0	0	0	0	0	0	0	0	0	0	2	6	
0	0	0	0	0	0	0	0	0	0	0	0	1	1	
0	0	0	0	0	0	0	0	0	0	0	0	0	1	
0	0	0	0	1	0	0	0	0	0	0	0	2	4	
0	0	0	0	0	0	0	0	0	0	0	0	0	2	
0	0	0	0	0	0	0	0	0	0	0	0	0	0	
0	0	0	0	0	0	1	0	0	0	0	0	1	1	
0	0	0	0	1	0	0	2	0	0	1	0	4	6	
0	1	0	0	0	1	0	1	0	0	0	0	3	4	
0	0	0	0	0	0	0	0	0	0	0	0	0	0	
0	0	0	0	0	0	0	0	0	0	0	0	0	0	
0	0	0	0	0	0	0	0	0	0	0	0	0	0	
0	0	0	0	0	0	0	0	0	0	0	0	0	0	
0	0	0	0	0	0	0	0	0	0	0	0	0	0	
0	0	0	0	0	0	0	0	0	0	0	0	0	1	
4	6	2	8	18	20	15	13	2	1	4	0	113	142	

Carson City SO Arrests by Offense and Age

OFFENSE	SEX	10 & Under												
		11-12	13-14	15	16	17	Total <18	18	19	20	21			
Murder	M	0	0	0	0	0	0	0	0	0	0	0	0	0
Murder	F	0	0	0	0	0	0	0	0	0	0	0	0	0
Manslaughter by Negligence	M	0	0	0	0	0	0	0	0	0	0	0	0	0
Manslaughter by Negligence	F	0	0	0	0	0	0	0	0	0	0	0	0	0
Forcible Rape	M	0	0	0	0	0	0	0	0	0	0	0	0	0
Forcible Rape	F	0	0	0	0	0	0	0	0	0	0	0	0	0
Robbery	M	0	0	0	0	0	0	0	0	0	1	0	0	0
Robbery	F	0	0	0	0	0	0	0	0	0	0	0	0	0
Aggravated Assault	M	0	0	5	4	8	2	19	10	3	5	9		
Aggravated Assault	F	0	0	1	2	0	2	5	0	0	0	0	0	0
Other Assaults	M	1	0	2	3	8	4	18	5	3	9	17		
Other Assaults	F	0	0	7	6	2	2	17	4	5	4	2		
Burglary	M	0	0	9	3	4	5	21	2	6	2	2		
Burglary	F	0	4	1	0	1	0	6	0	1	0	2		
Larceny--Theft	M	1	7	13	17	11	10	59	13	4	9	6		
Larceny--Theft	F	0	4	9	5	8	5	31	6	4	1	2		
Motor Vehicle Theft	M	0	0	0	1	2	2	5	0	1	1	0		
Motor Vehicle Theft	F	0	0	1	0	0	0	1	0	0	0	0		
Arson	M	0	0	0	0	1	0	1	0	0	0	0		
Arson	F	0	0	0	0	0	0	0	0	0	0	0		
Forgery & Counterfeiting	M	0	0	0	0	0	0	0	0	0	0	0		
Forgery & Counterfeiting	F	0	0	0	0	0	0	0	0	0	0	1		
Fraud	M	0	0	0	0	1	0	1	2	2	3	3		
Fraud	F	0	0	0	0	0	0	0	2	1	1	3		
Embezzlement	M	0	0	0	0	1	1	2	0	0	0	0		
Embezzlement	F	0	0	0	0	0	1	1	1	1	0	0		
Stolen Property-Buy, Possess, Receive	M	0	0	2	0	2	1	5	4	0	4	0		
Stolen Property-Buy, Possess, Receive	F	0	0	0	0	0	0	0	1	2	0	2		
Vandalism	M	0	0	5	1	1	0	7	3	1	3	0		
Vandalism	F	0	0	0	0	0	0	0	1	0	1	0		
Weapons-carrying, possession, etc...	M	0	0	2	0	0	0	2	0	0	1	4		
Weapons-carrying, possession, etc...	F	0	0	2	0	0	0	2	0	0	0	0		
Prostitution & Commercialized Vice	M	0	0	0	0	0	0	0	0	0	0	0		
Prostitution & Commercialized Vice	F	0	0	0	0	0	0	0	0	0	0	0		
Other Sex Offenses	M	0	0	1	0	1	3	5	2	2	0	0		
Other Sex Offenses	F	0	0	1	0	0	0	1	0	0	0	0		
Drug Abuse Violations	M	0	0	6	3	5	3	17	10	5	5	6		
Drug Abuse Violations	F	0	0	0	0	0	0	0	2	0	1	2		
Gambling	M	0	0	0	0	0	0	0	1	0	0	0		
Gambling	F	0	0	0	0	0	0	0	0	0	1	0		
Offenses Against Family & Children	M	0	0	0	2	1	0	3	1	0	1	1		
Offenses Against Family & Children	F	0	0	0	0	0	0	0	0	0	0	0		
Driving Under the Influence	M	0	0	0	0	0	0	0	1	2	4	5		
Driving Under the Influence	F	0	0	0	0	0	0	0	1	0	1	1		
Liquor Laws	M	0	2	3	6	26	21	58	31	30	27	7		
Liquor Laws	F	0	0	5	8	9	18	40	10	4	9	1		
Drunkenness	M	0	0	0	0	0	0	0	0	0	0	0		
Drunkenness	F	0	0	0	0	0	0	0	0	0	0	0		
Disorderly Conduct	M	0	0	1	0	0	0	1	0	1	0	2		
Disorderly Conduct	F	0	0	0	0	0	0	0	0	0	0	1		
Vagrancy	M	0	0	0	0	0	0	0	0	0	0	0		
Vagrancy	F	0	0	0	0	0	0	0	0	0	0	0		
All Other Offenses (except Traffic)	M	0	5	32	13	24	30	104	46	70	77	65		
All Other Offenses (except Traffic)	F	0	4	17	16	7	8	52	14	18	10	15		
Suspicion	M	0	0	0	0	0	0	0	0	0	0	0		
Suspicion	F	0	0	0	0	0	0	0	0	0	0	0		
Curfew and Loitering Law Violations	M	0	0	0	0	0	0	0	0	0	0	0		
Curfew and Loitering Law Violations	F	0	0	0	0	0	0	0	0	0	0	0		
Runaway	M	0	0	6	8	3	0	17	0	0	0	0		
Runaway	F	0	0	12	14	7	4	37	0	0	0	0		
GRAND TOTAL		2	26	143	112	133	122	538	173	167	180	159		

Carson City SO Arrests by Offense and Age

												over		
22	23	24	25-29	30-34	35-39	40-44	45-49	50-54	55-59	60-64	64	Total >18	Grand Total	
0	0	0	0	0	0	0	0	0	0	0	0	0	0	
0	0	0	0	0	0	0	0	0	0	0	0	0	0	
0	0	0	0	0	0	0	0	0	0	0	0	0	0	
0	0	0	0	0	0	0	0	0	0	0	0	0	0	
0	0	0	1	0	0	0	0	0	0	0	0	1	1	
0	0	0	0	0	0	0	0	0	0	0	0	0	0	
0	1	1	2	1	0	3	0	0	0	0	0	9	9	
0	0	0	0	0	0	0	0	0	0	0	0	0	0	
4	4	3	8	13	8	8	8	3	0	0	0	86	105	
0	0	0	1	2	3	4	0	0	2	0	0	12	17	
7	9	3	25	33	35	25	21	10	8	1	2	213	231	
1	3	1	4	9	13	10	3	2	1	0	1	63	80	
1	2	0	6	6	5	1	5	5	0	0	0	43	64	
0	1	0	1	0	1	0	0	0	0	0	0	6	12	
5	5	1	19	11	15	9	1	5	7	0	3	113	172	
0	3	3	1	12	5	7	3	0	3	2	0	52	83	
0	0	0	0	1	0	1	0	0	1	0	0	5	10	
0	0	0	0	0	0	0	0	0	0	0	0	0	1	
0	0	0	0	1	0	0	0	0	0	0	0	1	2	
0	0	0	0	0	0	0	0	0	0	0	0	0	0	
0	0	1	0	1	0	0	0	0	0	0	0	2	2	
1	0	0	2	2	0	0	0	0	0	0	0	6	6	
1	1	1	9	5	6	7	1	1	0	0	0	42	43	
1	4	2	4	3	12	2	2	0	1	0	0	38	38	
0	2	1	0	2	2	0	0	0	0	0	0	7	9	
1	1	2	2	0	3	0	1	0	1	0	0	13	14	
3	0	1	6	6	6	1	1	0	0	0	0	32	37	
0	0	1	4	4	0	0	0	0	0	0	0	14	14	
1	0	1	3	1	1	0	0	0	0	0	0	14	21	
0	0	0	0	1	0	0	0	0	0	0	0	3	3	
0	0	0	1	3	0	0	0	1	1	0	0	11	13	
0	0	0	0	0	0	0	0	0	0	0	0	0	2	
0	0	0	0	0	0	0	0	0	0	0	0	0	0	
0	0	0	0	0	0	0	0	0	0	0	0	0	0	
1	1	0	1	2	8	2	1	3	0	0	1	24	29	
0	0	0	0	0	0	0	0	0	0	0	0	0	1	
8	5	0	11	15	13	3	6	0	0	1	0	88	105	
2	3	2	2	1	10	2	2	0	0	0	0	29	29	
0	0	0	0	0	0	0	0	0	0	0	0	1	1	
0	0	0	0	0	0	0	0	0	0	0	0	1	1	
0	0	0	1	1	1	2	2	1	0	0	0	11	14	
0	0	0	2	2	1	1	0	0	0	0	0	6	6	
4	5	2	12	8	13	13	12	10	5	2	1	99	99	
1	1	0	0	1	7	6	5	5	2	1	0	32	32	
2	2	3	5	2	2	5	5	3	2	0	5	131	189	
0	1	0	1	1	3	0	2	1	1	2	0	36	76	
0	0	0	0	0	0	0	0	0	0	0	0	0	0	
0	0	0	0	0	0	0	0	0	0	0	0	0	0	
1	0	2	1	4	6	2	2	5	2	1	5	34	35	
0	0	0	0	0	1	0	1	1	2	0	0	6	6	
0	0	0	0	0	0	0	0	0	0	0	0	0	0	
0	0	0	0	0	0	0	0	0	0	0	0	0	0	
73	57	43	202	172	139	97	66	44	19	4	8	1,182	1,286	
10	17	19	36	57	56	43	20	4	4	1	6	330	382	
0	0	0	0	0	0	0	0	0	0	0	0	0	0	
0	0	0	0	0	0	0	0	0	0	0	0	0	0	
0	0	0	0	0	0	0	0	0	0	0	0	0	0	
0	0	0	0	0	0	0	0	0	0	0	0	0	0	
0	0	0	0	0	0	0	0	0	0	0	0	0	17	
0	0	0	0	0	0	0	0	0	0	0	0	0	37	
128	128	93	373	383	375	254	170	104	62	15	32	2,796	3,334	

Churchill Co SO Arrests By Offense and Age

OFFENSE	SEX	10 & Under											
		11-12	13-14	15	16	17	Total <18	18	19	20	21		
Murder	M	0	0	0	0	0	0	0	0	0	0	0	0
	F	0	0	0	0	0	0	0	0	0	0	0	0
Manslaughter by Negligence	M	0	0	0	0	0	0	0	0	0	0	0	0
	F	0	0	0	0	0	0	0	0	0	0	0	0
Forcible Rape	M	0	0	1	0	0	0	1	0	0	0	0	0
	F	0	0	0	0	0	0	0	0	0	0	0	0
Robbery	M	0	0	0	0	0	0	0	0	0	0	0	0
	F	0	0	0	0	0	0	0	0	0	0	0	0
Aggravated Assault	M	0	0	0	2	0	2	4	0	1	2	1	0
	F	0	0	1	0	1	0	2	0	0	0	0	0
Other Assaults	M	1	3	10	4	1	3	22	0	0	1	2	0
	F	0	0	2	4	1	3	10	1	0	2	2	0
Burglary	M	0	0	10	1	0	0	11	1	0	2	0	0
	F	0	0	4	0	0	0	4	0	0	0	0	0
Larceny--Theft	M	0	0	2	2	3	4	11	3	0	0	0	0
	F	1	0	0	0	0	0	1	0	0	0	0	0
Motor Vehicle Theft	M	0	0	3	1	2	0	6	0	0	0	0	0
	F	0	0	0	3	4	1	8	0	0	0	0	0
Arson	M	0	0	0	0	0	1	1	0	0	0	0	0
	F	0	0	0	0	0	0	0	0	0	0	0	0
Forgery & Counterfeiting	M	0	0	0	0	0	0	0	0	0	0	0	0
	F	0	0	0	0	0	0	0	0	0	0	0	0
Fraud	M	0	1	0	0	0	0	1	1	1	0	0	0
	F	0	0	0	0	0	0	0	0	2	1	0	0
Embezzlement	M	0	0	0	0	0	0	0	0	0	0	0	0
	F	0	0	0	0	0	0	0	0	0	0	0	0
Stolen Property-Buy, Possess, Receive	M	0	0	0	0	0	0	0	0	0	0	0	0
	F	0	0	0	0	0	0	0	0	0	0	0	0
Vandalism	M	11	8	10	2	2	24	57	0	0	0	0	0
	F	0	1	0	0	0	0	1	0	0	0	0	0
Weapons-carrying, possession, etc...	M	0	0	0	0	0	0	0	0	1	0	0	0
	F	0	0	0	0	0	0	0	0	0	0	0	0
Prostitution & Commercialized Vice	M	0	0	0	0	0	0	0	0	0	0	0	0
	F	0	0	0	0	0	0	0	0	0	0	0	0
Other Sex Offenses	M	0	0	0	1	0	0	1	0	0	0	1	0
	F	0	0	0	0	0	0	0	0	0	0	0	0
Drug Abuse Violations	M	0	0	0	0	0	1	1	0	0	1	0	0
	F	0	0	0	0	1	0	1	0	0	0	1	0
Gambling	M	0	0	0	0	0	0	0	0	0	0	0	0
	F	0	0	0	0	0	0	0	0	0	0	0	0
Offenses Against Family & Children	M	0	0	0	0	0	0	0	0	0	0	0	0
	F	0	0	0	0	0	0	0	0	0	0	0	0
Driving Under the Influence	M	0	0	0	0	0	0	0	2	2	2	5	0
	F	0	0	0	0	0	0	0	0	2	0	1	0
Liquor Laws	M	0	0	1	2	8	7	18	7	7	7	0	0
	F	0	0	1	2	5	2	10	3	0	0	0	0
Drunkenness	M	0	0	0	0	0	0	0	0	0	0	1	0
	F	0	0	0	0	0	0	0	0	0	0	0	0
Disorderly Conduct	M	1	1	3	1	0	0	6	0	0	0	0	0
	F	0	0	2	0	0	0	2	0	0	0	0	0
Vagrancy	M	0	0	0	0	0	0	0	0	0	0	0	0
	F	0	0	0	0	0	0	0	0	0	0	0	0
All Other Offenses (except Traffic)	M	2	1	8	3	7	0	21	5	3	7	5	0
	F	1	3	6	4	4	2	20	0	0	1	3	0
Suspicion	M	0	0	1	0	0	0	1	0	0	0	0	0
	F	0	0	0	0	0	0	0	0	0	0	0	0
Curfew and Loitering Law Violations	M	0	0	0	0	0	2	2	0	0	0	0	0
	F	0	0	0	0	0	0	0	0	0	0	0	0
Runaway	M	0	0	0	0	0	2	2	0	0	0	0	0
	F	0	1	3	3	7	3	17	0	0	0	0	0
GRAND TOTAL		17	19	68	35	46	57	242	23	19	26	22	

Churchill Co SO Arrests By Offense and Age

												over		
22	23	24	25-29	30-34	35-39	40-44	45-49	50-54	55-59	60-64	64	Total >18	Grand Total	
0	0	0	0	0	0	0	0	0	0	0	0	0	0	
0	0	0	0	0	0	0	0	0	0	0	0	0	0	
0	0	0	0	0	0	0	0	0	0	0	0	0	0	
0	0	0	0	0	0	0	0	0	0	0	0	0	0	
0	0	0	0	0	0	0	0	0	0	0	0	0	0	
0	0	0	0	0	0	0	0	0	0	0	0	0	0	
2	0	1	2	3	2	1	0	0	0	0	2	17	21	
0	0	0	1	1	1	0	0	0	0	0	0	3	5	
7	0	0	6	6	7	10	5	2	1	1	1	49	71	
0	0	0	4	1	5	4	1	1	1	0	0	22	32	
0	1	0	3	2	1	0	0	0	0	0	0	10	21	
0	0	0	0	1	0	1	0	0	0	0	0	2	6	
0	0	0	2	0	2	1	2	0	0	0	0	10	21	
0	0	0	0	1	2	1	0	0	0	0	0	4	5	
0	0	0	0	1	1	1	0	0	0	0	0	3	9	
0	0	1	0	0	0	0	0	0	0	0	0	1	9	
0	0	0	0	0	0	0	0	0	0	0	0	0	1	
0	0	0	0	0	0	0	0	0	0	0	0	0	0	
0	0	0	0	0	0	0	0	0	0	0	0	0	0	
0	0	0	0	0	0	1	0	0	0	0	0	1	1	
0	0	1	5	0	3	1	2	0	0	0	0	14	15	
1	0	1	2	0	2	2	0	0	0	0	0	11	11	
0	0	0	0	0	0	0	0	0	0	0	0	0	0	
0	0	0	0	1	0	1	0	0	0	0	0	2	2	
0	0	1	1	1	0	1	0	0	0	0	0	4	4	
0	0	0	0	0	0	0	0	0	0	0	0	0	0	
0	1	0	0	0	1	0	0	0	0	0	0	2	59	
0	0	0	0	0	0	0	0	0	0	0	0	0	1	
0	0	0	0	0	0	0	0	1	0	0	1	3	3	
0	0	0	0	0	0	0	0	0	0	0	0	0	0	
0	0	0	0	0	0	0	0	0	0	0	0	0	0	
0	0	0	0	0	0	0	0	0	0	0	0	0	0	
0	0	0	0	0	0	0	0	0	0	0	0	0	0	
0	0	0	1	0	0	0	1	0	0	0	0	3	4	
0	0	0	0	0	0	0	0	0	0	0	0	0	0	
0	0	1	2	1	0	1	0	0	0	0	0	6	7	
0	0	0	0	0	0	0	0	0	0	0	0	1	2	
0	0	0	0	0	0	0	0	0	0	0	0	0	0	
0	0	0	0	0	0	0	0	0	0	0	0	0	0	
0	0	0	0	0	0	0	0	0	1	0	0	1	1	
0	0	0	0	0	0	0	0	0	0	0	0	0	0	
3	4	1	12	6	11	14	10	4	4	1	1	82	82	
0	1	0	4	4	4	2	1	0	0	0	0	19	19	
0	0	0	0	0	0	0	0	0	0	0	0	21	39	
0	0	0	0	0	0	0	0	0	0	0	0	3	13	
0	0	0	1	1	6	0	1	1	0	1	0	12	12	
0	0	0	0	1	0	0	1	1	0	0	0	3	3	
0	0	0	0	0	1	0	0	0	0	0	0	1	7	
0	0	0	0	0	0	0	0	0	0	0	0	0	2	
0	0	0	0	0	0	0	0	0	0	0	0	0	0	
0	0	0	0	0	0	0	0	0	0	0	0	0	0	
9	10	2	42	20	19	30	7	4	10	0	1	174	195	
1	3	1	15	13	12	14	3	0	1	0	0	67	87	
0	0	0	0	0	0	0	0	0	0	0	0	0	1	
0	0	0	0	0	0	0	0	0	0	0	0	0	0	
0	0	0	0	0	0	0	0	0	0	0	0	0	2	
0	0	0	0	0	0	0	0	0	0	0	0	0	0	
0	0	0	0	0	0	0	0	0	0	0	0	0	2	
0	0	0	0	0	0	0	0	0	0	0	0	0	17	
23	20	10	103	64	81	85	34	14	18	3	6	551	793	

Clark Co Schools PD Arrests By Offense and Age

OFFENSE	SEX	10 & Under											
		11-12	13-14	15	16	17	Total <18	18	19	20	21		
Murder	M	0	0	0	0	0	0	0	0	0	0	0	0
	F	0	0	0	0	0	0	0	0	0	0	0	0
Manslaughter by Negligence	M	0	0	0	0	0	0	0	0	0	0	0	0
	F	0	0	0	0	0	0	0	0	0	0	0	0
Forcible Rape	M	0	1	1	0	0	0	2	0	0	0	0	0
	F	0	0	0	0	0	0	0	0	0	0	0	0
Robbery	M	0	4	11	6	2	0	23	0	0	0	0	0
	F	0	0	0	0	0	0	0	0	0	0	0	0
Aggravated Assault	M	3	8	8	2	1	3	25	0	0	1	0	0
	F	0	1	1	2	0	0	4	1	0	0	0	0
Other Assaults	M	9	97	142	56	51	36	391	5	1	1	0	0
	F	1	53	70	26	28	14	192	7	0	0	0	0
Burglary	M	7	13	20	5	11	3	59	5	3	0	0	0
	F	0	3	1	2	1	0	7	2	0	0	0	0
Larceny--Theft	M	0	26	35	9	16	19	105	1	1	0	0	0
	F	2	6	13	5	2	0	28	0	0	0	0	0
Motor Vehicle Theft	M	0	0	2	0	2	0	4	0	0	0	0	0
	F	0	0	0	0	0	0	0	0	0	0	0	0
Arson	M	0	4	6	2	4	0	16	0	0	0	0	0
	F	0	2	2	0	0	0	4	0	0	0	0	0
Forgery & Counterfeiting	M	0	1	2	0	0	1	4	0	0	0	0	0
	F	0	0	0	0	0	0	0	0	0	0	0	0
Fraud	M	0	0	1	0	0	0	1	0	0	0	0	0
	F	0	0	0	0	0	0	0	0	0	0	0	0
Embezzlement	M	0	0	1	0	0	0	1	0	0	0	0	0
	F	0	0	0	0	0	0	0	0	0	0	0	0
Stolen Property-Buy, Possess, Receive	M	1	3	9	7	5	2	27	1	0	1	0	0
	F	0	0	3	0	1	1	5	0	0	0	0	0
Vandalism	M	3	22	55	27	21	8	136	1	2	0	1	1
	F	0	17	14	4	4	4	43	0	0	0	0	0
Weapons-carrying, possession, etc...	M	3	26	63	31	32	23	178	2	1	1	2	2
	F	0	0	2	3	2	3	10	0	0	0	0	0
Prostitution & Commercialized Vice	M	0	0	0	0	0	0	0	0	0	0	0	1
	F	0	0	0	0	0	0	0	0	0	0	0	0
Other Sex Offenses	M	0	11	13	7	5	2	38	2	2	0	0	0
	F	0	1	1	1	0	0	3	0	0	0	0	0
Drug Abuse Violations	M	1	39	115	110	79	69	413	10	6	4	3	3
	F	0	17	64	30	19	15	145	3	0	0	0	1
Gambling	M	0	0	0	0	0	0	0	0	0	0	0	0
	F	0	0	0	0	0	0	0	0	0	0	0	0
Offenses Against Family & Children	M	0	0	0	0	0	0	0	1	0	0	0	0
	F	0	0	0	0	0	0	0	0	0	0	0	0
Driving Under the Influence	M	0	0	0	0	0	0	0	0	0	0	0	0
	F	0	0	0	0	0	0	0	0	0	0	0	0
Liquor Laws	M	0	0	0	0	0	0	0	0	0	0	0	0
	F	0	0	0	0	0	0	0	0	0	0	0	0
Drunkenness	M	0	0	0	0	0	0	0	0	0	0	0	0
	F	0	0	0	0	0	0	0	0	0	0	0	0
Disorderly Conduct	M	3	57	141	72	56	34	363	9	5	4	0	0
	F	0	28	106	37	27	9	207	4	0	0	0	0
Vagrancy	M	0	0	0	0	0	0	0	15	9	3	8	8
	F	0	0	0	0	0	0	0	1	0	0	0	1
All Other Offenses (except Traffic)	M	3	145	486	390	320	117	1,461	25	10	9	1	1
	F	0	104	339	213	141	65	862	7	4	3	1	1
Suspicion	M	0	0	0	0	0	0	0	0	0	0	0	0
	F	0	0	0	0	0	0	0	0	0	0	0	0
Curfew and Loitering Law Violations	M	1	7	42	39	39	27	155	0	0	0	0	0
	F	0	0	16	4	6	4	30	0	0	0	0	0
Runaway	M	0	0	0	0	0	0	0	0	0	0	0	0
	F	0	0	0	0	0	0	0	0	0	0	0	0
GRAND TOTAL		37	696	1,785	1,090	875	459	4,942	103	44	27	19	

Clark Co Schools PD Arrests By Offense and Age

22	23	24	25-29	30-34	35-39	40-44	45-49	50-54	55-59	60-64	over 64	Total >18	Grand Total
0	0	0	0	0	0	0	0	0	0	0	0	0	0
0	0	0	0	0	0	0	0	0	0	0	0	0	0
0	0	0	0	0	0	0	0	0	0	0	0	0	0
0	0	0	0	0	0	0	0	0	0	0	0	0	0
0	0	0	0	0	0	0	0	0	0	0	0	0	2
0	0	0	0	0	0	0	0	0	0	0	0	0	0
0	0	0	0	0	0	0	0	0	0	0	0	0	23
0	0	0	0	0	0	0	0	0	0	0	0	0	0
0	0	0	0	0	0	0	1	0	0	0	0	2	27
0	0	0	0	0	0	0	0	0	0	0	0	1	5
0	0	1	0	2	3	1	2	0	2	0	0	18	409
0	0	0	1	1	5	2	0	0	1	0	0	17	209
0	0	3	8	2	0	1	0	0	0	0	0	22	81
0	0	0	0	0	1	0	0	0	0	0	0	3	10
0	0	0	3	1	1	1	0	0	0	0	0	8	113
0	0	0	0	0	0	0	0	0	0	0	0	0	28
0	0	0	0	0	0	0	0	0	0	0	0	0	4
0	0	0	0	0	0	0	0	0	0	0	0	0	0
0	0	0	0	0	0	0	0	0	0	0	0	0	16
0	0	0	0	0	0	0	0	0	0	0	0	0	4
0	0	0	0	0	0	0	0	0	0	0	0	0	4
0	0	0	0	0	0	0	0	0	0	0	0	0	0
0	0	0	0	0	0	0	0	0	0	0	0	0	1
0	0	0	0	0	0	0	0	0	0	0	0	0	0
0	0	0	0	0	0	0	0	0	0	0	0	0	1
0	0	0	0	0	0	1	1	0	0	0	0	2	2
1	0	0	0	0	0	0	0	0	0	0	0	3	30
0	0	0	0	0	0	0	0	0	0	0	0	0	5
0	0	0	0	0	0	0	0	0	0	0	0	4	140
0	0	0	0	0	0	0	0	0	0	0	0	0	43
0	0	0	0	1	1	0	0	0	0	0	1	9	187
0	0	0	0	0	1	1	0	0	0	0	0	2	12
0	0	0	0	0	0	0	0	0	0	1	0	2	2
0	0	0	0	0	0	0	0	0	0	0	0	0	0
0	0	0	1	1	0	1	0	0	1	0	0	8	46
0	0	0	0	0	0	0	0	0	0	0	0	0	3
1	0	1	3	3	3	2	1	1	0	0	0	38	451
0	0	0	1	1	1	0	0	0	0	0	0	7	152
0	0	0	0	0	0	0	0	0	0	0	0	0	0
0	0	0	0	0	0	0	0	0	0	0	0	0	0
0	0	0	0	0	1	0	0	0	0	0	1	3	3
0	0	0	0	0	1	0	0	0	0	0	0	1	1
1	0	0	1	0	2	1	1	0	0	0	0	7	7
0	0	2	0	0	0	1	2	0	0	0	0	5	5
0	0	0	0	0	0	0	0	0	0	0	0	0	0
0	0	0	0	0	0	0	0	0	0	0	0	0	0
0	0	0	0	0	0	0	0	0	0	0	0	0	0
0	0	0	0	0	0	0	0	0	0	0	0	0	0
0	2	0	1	1	2	1	0	1	0	0	0	26	389
0	0	0	0	5	0	0	0	0	0	0	0	9	216
3	5	0	3	1	2	3	3	0	0	0	0	55	55
0	0	0	2	0	0	0	1	0	0	0	0	5	5
4	2	1	7	3	9	7	6	2	2	0	0	88	1,549
0	2	1	7	4	7	2	3	0	1	1	0	43	905
0	0	0	0	0	0	0	0	0	0	0	0	0	0
0	0	0	0	0	0	0	0	0	0	0	0	0	0
0	0	0	0	0	0	0	0	0	0	0	0	0	155
0	0	0	0	0	0	0	0	0	0	0	0	0	30
0	0	0	0	0	0	0	0	0	0	0	0	0	0
0	0	0	0	0	0	0	0	0	0	0	0	0	0
10	11	9	38	26	40	25	21	4	7	2	2	388	5,330

Douglas Co SO Arrests By Offense and Age

OFFENSE	SEX	10 & Under	11-12	13-14	15	16	17	Total <18	18	19	20	21
Murder	M	0	0	0	0	0	0	0	0	0	0	0
	F	0	0	0	0	0	0	0	0	0	0	0
Manslaughter by Negligence	M	0	0	0	0	0	0	0	0	0	0	0
	F	0	0	0	0	0	0	0	0	0	0	0
Forcible Rape	M	0	0	0	0	0	0	0	0	0	0	0
	F	0	0	0	0	0	0	0	0	0	0	0
Robbery	M	0	0	0	0	0	0	0	0	0	0	2
	F	0	0	0	0	0	0	0	0	0	0	0
Aggravated Assault	M	0	0	0	1	0	0	1	0	2	2	1
	F	0	0	0	0	0	0	0	0	0	1	0
Other Assaults	M	0	4	2	2	4	2	14	4	4	5	4
	F	0	0	2	0	0	2	4	0	2	1	2
Burglary	M	1	0	0	8	1	1	11	4	1	0	1
	F	0	0	0	0	0	0	0	1	0	0	0
Larceny--Theft	M	0	0	0	0	0	1	1	7	5	4	5
	F	0	0	0	0	0	0	0	0	1	1	0
Motor Vehicle Theft	M	0	0	1	0	1	2	4	0	0	0	1
	F	0	0	0	0	0	0	0	1	0	0	0
Arson	M	0	0	0	0	0	0	0	0	0	0	0
	F	0	0	0	0	0	0	0	0	0	0	0
Forgery & Counterfeiting	M	0	0	0	0	0	0	0	0	0	0	0
	F	0	0	0	0	0	0	0	0	0	0	0
Fraud	M	0	0	0	0	0	0	0	0	0	1	1
	F	0	0	0	0	0	0	0	0	1	0	0
Embezzlement	M	0	0	0	1	0	0	1	0	0	0	0
	F	0	0	0	0	0	0	0	0	0	0	0
Stolen Property-Buy, Possess, Receive	M	0	0	0	0	0	0	0	0	2	0	1
	F	0	0	0	0	0	0	0	0	0	0	0
Vandalism	M	0	0	0	0	0	0	0	0	0	0	0
	F	0	0	0	0	0	0	0	0	0	0	0
Weapons-carrying, possession, etc...	M	0	0	0	1	0	1	2	0	0	0	0
	F	0	0	0	0	0	0	0	0	0	0	0
Prostitution & Commercialized Vice	M	0	0	0	0	1	0	1	0	0	0	0
	F	0	0	0	0	0	0	0	0	0	0	0
Other Sex Offenses	M	0	0	0	0	0	0	0	0	0	0	0
	F	0	0	0	0	0	0	0	0	0	0	0
Drug Abuse Violations	M	0	2	2	1	0	1	6	4	7	6	2
	F	0	0	0	0	2	0	2	1	0	1	0
Gambling	M	0	0	0	0	0	0	0	0	0	0	0
	F	0	0	0	0	0	0	0	0	0	0	0
Offenses Against Family & Children	M	0	0	0	0	0	0	0	0	0	0	0
	F	0	0	0	0	0	0	0	0	0	0	0
Driving Under the Influence	M	0	0	0	0	0	1	1	5	7	4	6
	F	0	0	0	0	1	0	1	0	0	1	3
Liquor Laws	M	0	0	0	0	3	3	6	8	12	9	1
	F	0	0	1	0	0	1	2	0	2	0	0
Drunkenness	M	0	0	0	0	0	0	0	0	0	0	0
	F	0	0	0	0	0	0	0	0	0	0	0
Disorderly Conduct	M	0	0	0	0	1	1	2	4	6	6	8
	F	0	0	0	0	0	0	0	1	0	0	0
Vagrancy	M	0	0	0	0	0	0	0	0	0	0	0
	F	0	0	0	0	0	0	0	0	0	0	0
All Other Offenses (except Traffic)	M	2	3	6	12	6	5	34	24	26	26	28
	F	0	0	2	2	3	1	8	2	6	4	6
Suspicion	M	0	0	0	0	0	0	0	0	1	0	0
	F	0	0	0	0	0	0	0	1	0	0	0
Curfew and Loitering Law Violations	M	0	0	0	2	0	0	2	0	0	0	0
	F	0	0	0	1	0	0	1	0	0	0	0
Runaway	M	0	0	0	3	5	4	12	0	0	0	0
	F	0	0	0	1	4	2	7	0	0	0	0
GRAND TOTAL		3	9	16	35	32	28	123	67	85	72	72

Douglas Co SO Arrests By Offense and Age

22	23	24	25-29	30-34	35-39	40-44	45-49	50-54	55-59	60-64	over 64	Total >18	Grand Total
0	0	0	0	0	0	0	0	0	0	0	0	0	0
0	0	0	0	0	0	0	0	0	0	0	0	0	0
0	0	0	0	0	0	0	0	0	0	0	0	0	0
0	0	0	0	0	0	0	0	0	0	0	0	0	0
0	0	0	0	0	0	0	0	0	0	0	0	0	0
0	0	0	2	1	0	0	0	0	0	0	0	5	5
0	0	0	0	0	0	0	0	0	0	0	0	0	0
0	0	1	2	2	2	1	1	0	0	0	0	14	15
0	0	0	0	0	0	1	0	0	0	0	1	3	3
9	6	4	22	31	19	25	11	15	7	1	2	169	183
2	0	1	3	10	7	6	4	1	1	0	1	41	45
1	0	0	3	3	0	3	0	0	0	0	0	16	27
1	0	2	1	0	1	1	0	1	0	0	0	8	8
0	2	2	3	2	6	8	2	4	0	0	0	50	51
0	1	1	2	2	0	3	2	1	0	0	0	14	14
0	0	1	0	0	0	0	0	0	0	0	0	2	6
0	0	0	0	0	0	0	0	0	0	0	0	1	1
0	0	0	0	0	0	0	0	0	0	0	0	0	0
0	0	0	0	0	0	0	0	0	0	0	0	0	0
0	0	0	1	1	2	0	0	0	0	1	0	5	5
0	0	0	2	0	4	0	0	0	0	0	0	6	6
1	1	0	4	5	1	1	0	0	0	0	0	15	15
1	0	1	3	4	6	2	0	0	3	0	0	21	21
0	0	0	0	0	1	1	0	0	0	0	0	2	3
1	0	0	2	2	0	2	1	0	0	0	0	8	8
2	0	1	1	1	0	0	1	0	0	0	0	9	9
0	0	0	0	0	0	0	0	0	0	0	0	0	0
0	0	0	0	0	0	0	0	0	0	0	0	0	0
0	0	0	0	0	0	0	0	0	0	0	0	0	0
0	0	0	0	0	0	0	0	0	0	0	0	0	0
0	0	0	2	0	0	0	0	0	0	0	0	2	4
0	0	0	0	0	0	0	0	0	0	0	0	0	0
0	0	0	0	0	0	0	0	0	0	0	0	0	1
0	0	0	0	0	0	0	0	0	0	0	0	0	0
3	0	0	0	0	0	1	0	0	0	0	0	4	4
0	0	0	0	0	0	0	0	0	0	0	0	0	0
4	1	3	7	5	6	4	0	1	0	1	1	52	58
0	0	0	0	1	1	1	1	0	0	0	0	6	8
0	0	0	0	0	0	0	0	0	0	0	0	0	0
0	0	0	0	0	0	0	0	0	0	0	0	0	0
0	1	1	2	0	0	1	1	0	0	0	0	6	6
0	0	0	1	0	0	0	0	0	0	0	0	1	1
15	7	5	21	20	21	22	21	13	4	2	2	175	176
1	0	0	1	7	3	12	5	5	2	0	0	40	41
0	0	0	0	0	0	0	0	0	1	0	0	31	37
0	0	0	0	0	0	0	0	0	0	0	0	2	4
0	0	1	1	0	0	0	0	0	0	0	0	2	2
0	0	0	0	0	0	0	0	0	0	0	0	0	0
7	7	4	17	8	4	4	4	2	0	0	0	81	83
0	3	0	2	0	0	0	0	0	0	0	0	6	6
0	0	0	0	0	0	0	0	0	0	0	0	0	0
0	0	0	0	0	0	0	0	0	0	0	0	0	0
28	20	31	93	43	64	48	41	13	4	6	1	496	530
6	8	5	18	22	14	21	12	8	2	1	1	136	144
0	0	0	0	0	0	0	0	0	0	0	0	1	1
0	0	0	0	0	0	0	0	0	0	0	0	1	1
0	0	0	0	0	0	0	0	0	0	0	0	0	2
0	0	0	0	0	0	0	0	0	0	0	0	0	1
0	0	0	0	0	0	0	0	0	0	0	0	0	12
0	0	0	0	0	0	0	0	0	0	0	0	0	7
82	57	64	216	170	162	168	107	64	24	12	9	1,431	1,554

Elko Co SO Arrests By Offense and Age

OFFENSE	SEX	10 &						Total <18	18	19	20	21
		Under	11-12	13-14	15	16	17					
Murder	M	0	0	0	0	0	0	0	0	0	0	0
	F	0	0	0	0	0	0	0	0	0	0	0
Manslaughter by Negligence	M	0	0	0	0	0	0	0	0	0	0	0
	F	0	0	0	0	0	0	0	0	0	0	0
Forcible Rape	M	0	0	0	0	0	0	0	1	0	0	0
	F	0	0	0	0	0	0	0	0	0	0	0
Robbery	M	0	0	0	0	0	0	0	1	1	0	0
	F	0	0	0	0	0	0	0	0	0	0	0
Aggravated Assault	M	0	0	0	0	0	0	0	0	0	0	0
	F	0	0	0	0	0	0	0	0	0	0	0
Other Assaults	M	0	0	1	0	0	1	2	0	0	0	0
	F	0	0	0	0	0	0	0	1	0	0	0
Burglary	M	2	3	2	2	0	2	11	0	1	0	0
	F	0	1	1	0	0	0	2	0	0	0	0
Larceny--Theft	M	0	2	0	0	0	0	2	1	0	0	0
	F	0	0	0	1	0	0	1	0	0	0	0
Motor Vehicle Theft	M	0	0	2	0	1	2	5	0	0	0	0
	F	0	0	2	2	2	0	6	1	0	0	0
Arson	M	0	0	1	0	0	0	1	0	0	0	0
	F	0	1	3	0	0	0	4	0	0	0	0
Forgery & Counterfeiting	M	0	0	0	0	0	0	0	0	0	0	0
	F	0	0	0	0	0	0	0	0	0	0	0
Fraud	M	0	0	0	0	0	0	0	0	0	0	0
	F	0	0	0	0	0	0	0	0	0	0	0
Embezzlement	M	0	0	0	0	0	0	0	0	0	0	0
	F	0	0	0	0	0	0	0	0	0	0	0
Stolen Property-Buy, Possess, Receive	M	0	2	2	2	0	0	6	0	0	1	0
	F	0	0	0	0	0	0	0	0	1	0	0
Vandalism	M	0	0	0	0	2	2	4	1	0	0	0
	F	0	0	0	1	0	1	2	0	0	0	0
Weapons-carrying, possession, etc...	M	0	0	0	0	0	0	0	0	0	0	0
	F	0	0	0	0	0	0	0	0	0	0	0
Prostitution & Commercialized Vice	M	0	0	0	0	0	0	0	0	0	0	0
	F	0	0	0	0	0	0	0	0	0	0	0
Other Sex Offenses	M	0	0	0	0	0	0	0	0	0	0	0
	F	0	0	0	0	0	0	0	0	0	0	0
Drug Abuse Violations	M	0	0	0	0	0	1	1	1	4	2	2
	F	0	0	0	0	0	1	1	1	0	0	0
Gambling	M	0	0	0	0	0	0	0	0	0	0	0
	F	0	0	0	0	0	0	0	0	0	0	0
Offenses Against Family & Children	M	0	1	1	1	2	1	6	0	1	0	1
	F	0	1	1	0	2	1	5	0	1	1	0
Driving Under the Influence	M	0	0	0	0	1	3	4	1	0	0	2
	F	0	0	0	0	0	0	0	0	0	0	0
Liquor Laws	M	0	0	0	4	2	5	11	11	3	1	0
	F	0	0	0	0	0	0	0	0	0	1	0
Drunkenness	M	0	0	0	1	0	0	1	0	0	0	0
	F	0	0	0	1	0	1	2	0	0	0	0
Disorderly Conduct	M	0	0	0	0	0	0	0	0	0	0	0
	F	0	0	0	0	0	0	0	0	0	0	0
Vagrancy	M	0	0	0	0	0	0	0	0	0	0	0
	F	0	0	0	0	0	0	0	0	0	0	0
All Other Offenses (except Traffic)	M	0	1	2	4	6	5	18	12	22	12	9
	F	0	0	3	3	1	2	9	3	1	1	1
Suspicion	M	0	0	0	0	0	0	0	0	0	0	0
	F	0	0	0	0	0	0	0	0	0	0	0
Curfew and Loitering Law Violations	M	0	0	1	2	3	0	6	0	0	0	0
	F	0	0	2	1	1	0	4	0	0	0	0
Runaway	M	0	0	0	2	0	1	3	0	0	0	0
	F	0	0	6	2	2	0	10	0	0	0	0
GRAND TOTAL		2	12	30	29	25	29	127	35	35	19	15

**Arrest Data for Wells PD is included.

Elko Co SO Arrests By Offense and Age

22	23	24	25-29	30-34	35-39	40-44	45-49	50-54	55-59	60-64	over 64	Total >18	Grand Total
0	0	0	1	0	0	0	0	0	0	0	0	1	1
0	0	0	0	0	0	0	0	0	0	0	0	0	0
0	0	0	0	0	0	0	0	0	0	0	0	0	0
0	0	0	0	0	0	0	0	0	0	0	0	0	0
0	0	0	0	1	0	0	0	0	0	0	0	2	2
0	0	0	0	0	0	0	0	0	0	0	0	0	0
0	0	0	0	0	1	0	0	0	0	0	0	3	3
0	0	0	0	0	0	0	0	0	0	0	0	0	0
0	1	0	0	0	0	0	0	0	0	0	0	1	1
0	0	0	0	0	0	0	1	0	0	0	0	1	1
0	2	2	3	2	0	5	0	1	0	0	0	15	17
0	0	0	0	1	1	0	2	0	0	0	0	5	5
0	0	0	0	2	0	1	0	0	0	1	0	5	16
0	0	0	0	1	0	0	0	0	0	0	0	1	3
0	0	0	0	0	0	1	0	0	0	0	0	2	4
0	0	0	0	0	0	0	0	0	0	0	0	0	1
0	0	0	2	0	0	0	0	0	0	0	0	2	7
0	0	0	0	0	0	0	0	0	0	0	0	1	7
0	0	0	0	0	0	0	0	0	0	0	0	0	1
0	0	0	0	0	0	0	0	0	0	0	0	0	4
0	0	0	0	0	0	0	0	0	0	0	0	0	0
0	0	0	0	0	0	0	0	0	0	0	0	0	0
0	0	0	0	0	0	0	0	0	0	0	0	0	0
0	0	0	0	0	0	0	0	0	0	0	0	0	0
0	0	0	0	0	0	0	0	0	0	0	0	0	0
0	0	0	0	0	0	0	0	0	0	0	0	0	0
0	0	0	0	0	0	0	0	0	0	0	0	0	0
0	0	0	1	1	1	0	1	0	0	0	0	5	11
0	0	0	0	0	0	0	0	0	0	0	0	1	1
0	0	0	0	1	1	0	0	0	0	0	0	3	7
0	0	0	0	1	0	0	0	0	0	0	0	1	3
0	0	0	0	0	0	0	0	0	0	0	0	0	0
0	0	0	0	0	1	0	0	0	0	0	0	1	1
0	0	0	0	0	0	0	0	0	0	0	0	0	0
0	0	0	0	0	0	0	0	0	0	0	0	0	0
0	0	0	0	0	0	0	0	0	0	0	0	0	0
0	0	0	0	0	0	0	0	0	0	0	0	0	0
0	0	2	1	1	2	0	2	0	0	0	0	17	18
0	0	0	1	0	0	0	1	0	0	0	0	3	4
0	0	0	0	0	0	0	0	0	0	0	0	0	0
0	0	0	0	0	0	0	0	0	0	0	0	0	0
1	0	0	7	4	4	7	4	4	1	0	0	34	40
1	0	2	2	1	1	1	0	0	1	0	0	11	16
2	3	1	10	10	10	13	11	9	3	0	0	75	79
2	1	0	4	1	1	4	0	2	2	0	0	17	17
0	1	0	0	0	0	0	0	1	0	0	0	17	28
0	0	0	0	0	0	0	0	0	0	0	0	1	1
0	0	0	0	0	0	0	0	0	0	0	0	0	1
0	0	0	0	0	0	0	0	0	0	0	0	0	2
0	0	0	0	0	0	0	0	0	0	0	0	0	0
0	0	0	0	0	0	0	0	0	0	0	0	0	0
0	0	0	0	0	0	0	0	0	0	0	0	0	0
0	0	0	0	0	0	0	0	0	0	0	0	0	0
15	20	11	43	39	37	39	18	11	7	6	1	302	320
1	5	4	20	14	16	9	5	6	2	0	0	88	97
0	0	0	0	0	0	0	0	0	0	0	0	0	0
0	0	0	0	0	0	0	0	0	0	0	0	0	0
0	0	0	0	0	0	0	0	0	0	0	0	0	6
0	0	0	0	0	0	0	0	0	0	0	0	0	4
0	0	0	0	0	0	0	0	0	0	0	0	0	3
0	0	0	0	0	0	0	0	0	0	0	0	0	10
22	33	22	95	80	76	80	45	34	16	7	1	615	742

Elko PD Arrests By Offense and Age

OFFENSE	SEX	10 & Under										Total <18	18	19	20	21	
		10 & Under	11-12	13-14	15	16	17										
Murder	M	0	0	0	0	0	0	0	0	0	0	0	0	0	0	0	0
	F	0	0	0	0	0	0	0	0	0	0	0	0	0	0	0	0
Manslaughter by Negligence	M	0	0	0	0	0	0	0	0	0	0	0	0	0	0	0	0
	F	0	0	0	0	0	0	0	0	0	0	0	0	0	0	0	0
Forcible Rape	M	0	0	1	0	0	0	0	0	0	1	0	0	0	0	0	0
	F	0	0	0	0	0	0	0	0	0	0	0	0	0	0	0	0
Robbery	M	0	0	0	0	0	0	0	0	0	0	0	0	0	0	0	0
	F	0	0	0	0	0	0	0	0	0	0	0	0	0	0	0	0
Aggravated Assault	M	1	0	1	1	0	0	3	1	0	0	1	0	0	0	1	0
	F	0	0	0	0	0	0	0	0	0	0	0	0	0	0	0	0
Other Assaults	M	0	0	1	1	3	2	7	4	3	2	2	2	2	2	2	2
	F	0	0	2	2	0	1	5	0	0	0	0	0	4	0	0	4
Burglary	M	2	0	0	2	1	1	6	5	2	0	0	0	0	0	0	0
	F	0	0	0	0	0	1	1	0	0	1	0	0	0	0	0	0
Larceny--Theft	M	0	1	1	1	3	1	7	7	3	0	0	2	0	0	2	0
	F	1	0	6	0	1	0	8	0	1	0	0	0	0	0	0	0
Motor Vehicle Theft	M	0	0	0	0	0	0	0	1	0	0	0	0	0	0	0	0
	F	0	0	0	0	0	0	0	0	0	0	0	0	0	0	0	0
Arson	M	1	2	0	1	0	0	4	1	0	0	0	0	0	0	0	0
	F	0	0	0	0	0	0	0	0	0	0	0	0	0	0	0	0
Forgery & Counterfeiting	M	0	0	0	0	0	0	0	0	0	0	0	0	0	0	0	0
	F	0	0	0	0	0	0	0	0	0	0	0	0	0	0	0	0
Fraud	M	0	0	0	0	0	0	0	0	0	0	0	0	0	0	0	0
	F	0	0	0	0	0	0	0	0	0	0	0	0	0	0	0	0
Embezzlement	M	0	0	0	0	0	0	0	0	0	0	0	0	0	0	0	0
	F	0	0	0	0	0	1	1	0	0	1	0	0	1	0	0	0
Stolen Property-Buy, Possess, Receive	M	0	1	1	1	2	0	5	3	1	0	0	1	0	1	0	1
	F	0	0	0	0	0	0	0	0	0	0	0	0	0	0	0	0
Vandalism	M	0	0	2	0	1	0	3	1	0	0	2	0	0	2	0	0
	F	0	0	0	0	0	0	0	0	0	0	0	0	0	0	0	0
Weapons-carrying, possession, etc...	M	0	0	0	0	0	1	1	0	1	0	1	0	0	0	0	0
	F	0	0	0	0	0	0	0	0	0	0	0	0	0	0	0	0
Prostitution & Commercialized Vice	M	0	0	0	0	0	0	0	0	0	0	0	0	0	0	0	0
	F	0	0	0	0	0	0	0	0	0	0	0	0	0	0	0	0
Other Sex Offenses	M	0	0	0	1	0	1	2	0	0	0	0	0	0	0	0	0
	F	0	0	0	0	0	0	0	0	0	0	0	0	0	0	0	1
Drug Abuse Violations	M	0	0	0	0	1	1	2	4	1	0	1	0	3	0	0	3
	F	0	0	0	0	0	0	0	0	0	0	1	0	0	0	0	0
Gambling	M	0	0	0	0	0	0	0	0	0	0	0	0	0	0	0	0
	F	0	0	0	0	0	0	0	0	0	0	0	0	0	0	0	0
Offenses Against Family & Children	M	0	0	0	0	0	1	1	0	0	0	0	0	0	0	0	0
	F	0	0	2	2	0	0	4	0	0	0	1	0	0	1	0	0
Driving Under the Influence	M	0	0	1	0	0	1	2	4	2	0	2	0	4	0	0	4
	F	0	0	0	0	0	0	0	0	0	0	0	0	0	0	0	2
Liquor Laws	M	0	0	6	7	21	15	49	12	11	17	3	3	0	0	0	3
	F	0	0	4	6	5	3	18	0	1	0	0	0	0	0	0	0
Drunkenness	M	0	0	0	0	0	0	0	0	0	0	0	0	0	0	0	0
	F	0	0	0	0	0	0	0	0	0	0	0	0	0	0	0	0
Disorderly Conduct	M	0	0	2	1	2	3	8	3	2	1	3	0	0	1	3	0
	F	0	0	2	0	0	0	2	0	0	0	0	0	0	0	0	0
Vagrancy	M	0	0	1	0	0	0	1	0	0	0	0	0	0	0	0	0
	F	0	0	0	1	1	0	2	0	0	0	0	0	0	0	0	0
All Other Offenses (except Traffic)	M	2	0	2	2	4	4	14	7	9	18	16	3	0	3	1	1
	F	0	0	1	2	0	0	3	0	0	3	1	0	0	0	0	0
Suspicion	M	0	0	0	0	0	0	0	0	0	0	0	0	0	0	0	0
	F	0	0	0	0	0	0	0	0	0	0	0	0	0	0	0	0
Curfew and Loitering Law Violations	M	0	1	9	3	6	7	26	0	0	0	0	0	0	0	0	0
	F	0	2	7	8	2	4	23	0	0	0	0	0	0	0	0	0
Runaway	M	2	2	4	12	9	13	42	0	0	0	0	0	0	0	0	0
	F	0	3	13	11	10	9	46	0	0	0	0	0	0	0	0	0
GRAND TOTAL			9	12	69	65	72	70	297	53	38	45	43				

Elko PD Arrests By Offense and Age

22	23	24	25-29	30-34	35-39	40-44	45-49	50-54	55-59	60-64	over 64	Total >18	Grand Total
0	0	0	0	0	0	0	0	0	1	0	0	1	1
0	0	0	0	0	0	0	0	0	0	0	0	0	0
0	0	0	0	0	0	0	0	0	0	0	0	0	0
0	0	0	0	0	0	0	0	0	0	0	0	0	0
0	0	0	0	0	0	0	1	0	1	0	0	2	3
0	0	0	0	0	0	0	0	0	0	0	0	0	0
0	0	0	0	1	1	0	0	0	0	0	0	2	2
0	0	0	0	0	0	0	0	0	0	0	0	0	0
0	0	0	1	0	1	0	0	0	0	1	0	5	8
0	0	0	0	0	1	0	1	0	0	0	0	2	2
6	8	1	10	11	13	2	4	4	0	0	0	70	77
2	2	0	2	0	5	1	1	1	0	0	0	18	23
0	1	0	2	1	0	0	1	0	0	0	0	12	18
0	0	0	0	0	1	0	0	0	0	0	0	1	2
1	2	0	5	1	2	2	0	1	1	0	0	27	34
1	0	2	1	2	4	4	1	2	2	0	0	20	28
0	0	0	2	0	0	0	0	0	0	0	0	3	3
0	0	0	0	0	0	0	0	0	0	0	0	0	0
0	0	0	0	0	0	0	0	0	0	0	0	1	5
0	0	0	0	0	0	0	0	0	0	0	0	0	0
0	1	0	0	0	0	0	0	0	0	0	0	1	1
0	0	0	1	1	0	0	1	1	0	0	0	4	4
0	0	0	0	0	0	0	0	0	0	0	0	0	0
0	0	0	1	1	0	0	0	0	0	0	0	2	2
0	0	0	0	0	0	1	0	0	0	0	0	2	3
1	0	0	3	0	3	0	0	0	0	0	0	12	17
0	0	0	0	0	0	0	0	0	0	0	0	0	0
0	0	0	0	1	0	0	0	0	0	0	0	4	7
0	0	0	0	0	0	0	0	0	0	0	0	0	0
0	0	1	1	0	0	0	0	0	0	0	0	3	4
0	0	0	0	0	0	0	0	0	0	0	0	0	0
0	0	0	0	0	0	0	0	0	0	0	0	0	0
0	0	0	0	0	0	0	0	0	0	0	0	0	0
0	0	0	0	0	1	0	0	0	0	0	0	1	3
0	0	0	0	0	0	1	0	1	0	0	0	3	3
0	1	0	2	0	2	2	0	0	0	0	0	15	17
1	0	0	1	1	1	0	1	0	0	0	0	6	6
0	0	0	0	0	0	0	0	0	0	0	0	0	0
0	0	0	0	0	0	0	0	0	0	0	0	0	0
0	0	0	0	0	0	0	0	0	0	0	0	0	1
0	0	0	0	0	0	0	0	0	0	0	0	1	5
2	6	4	10	9	9	8	7	5	7	2	0	79	81
1	1	0	5	5	5	2	2	1	0	0	0	24	24
0	0	1	4	0	0	0	0	0	0	0	0	48	97
2	0	0	1	0	1	0	0	0	0	0	0	5	23
0	0	0	0	0	0	0	0	0	0	0	0	0	0
0	0	0	0	0	0	0	0	0	0	0	0	0	0
4	1	1	2	3	5	0	4	2	1	1	0	33	41
0	0	0	2	1	1	2	1	2	0	0	0	9	11
0	0	0	0	0	0	0	0	0	0	0	0	0	1
0	0	0	0	0	0	0	0	0	0	0	0	0	2
10	12	15	27	16	22	19	17	8	4	1	1	202	216
3	1	2	14	13	11	8	3	3	1	2	1	66	69
0	0	0	0	0	0	0	0	0	0	0	0	0	0
0	0	0	0	0	0	0	0	0	0	0	0	0	0
0	0	0	0	0	0	0	0	0	0	0	0	0	26
0	0	0	0	0	0	0	0	0	0	0	0	0	23
0	0	0	0	0	0	0	0	0	0	0	0	0	42
0	0	0	0	0	0	0	0	0	0	0	0	0	46
34	36	27	97	67	89	52	45	31	18	7	2	684	981

Esmeralda SO Arrests By Offense and Age

OFFENSE	SEX	10 &						Total <18	18	19	20	21
		Under	11-12	13-14	15	16	17					
Murder	M	0	0	0	0	0	0	0	0	0	0	0
	F	0	0	0	0	0	0	0	0	0	0	0
Manslaughter by Negligence	M	0	0	0	0	0	0	0	0	0	0	0
	F	0	0	0	0	0	0	0	0	0	0	0
Forcible Rape	M	0	0	0	0	0	0	0	0	0	0	0
	F	0	0	0	0	0	0	0	0	0	0	0
Robbery	M	0	0	0	0	0	0	0	0	0	0	0
	F	0	0	0	0	0	0	0	0	0	0	0
Aggravated Assault	M	0	0	0	0	0	0	0	0	0	0	0
	F	0	0	0	0	0	0	0	0	0	0	0
Other Assaults	M	0	0	0	0	0	0	0	0	0	0	0
	F	0	0	0	0	0	0	0	0	0	0	0
Burglary	M	3	1	0	0	0	0	4	0	0	0	0
	F	0	0	0	0	0	0	0	0	0	0	0
Larceny--Theft	M	0	0	0	0	0	0	0	0	0	0	0
	F	0	0	0	0	0	0	0	0	0	0	0
Motor Vehicle Theft	M	0	0	0	0	0	0	0	0	0	0	0
	F	0	0	0	0	0	0	0	0	0	0	0
Arson	M	0	0	0	0	0	0	0	0	0	0	0
	F	0	0	0	0	0	0	0	0	0	0	0
Forgery & Counterfeiting	M	0	0	0	0	0	0	0	0	0	0	0
	F	0	0	0	0	0	0	0	0	0	0	0
Fraud	M	0	0	0	0	0	0	0	0	0	0	0
	F	0	0	0	0	0	0	0	0	0	0	0
Embezzlement	M	0	0	0	0	0	0	0	0	0	0	0
	F	0	0	0	0	0	0	0	0	0	0	0
Stolen Property-Buy, Possess, Receive	M	0	0	1	0	3	0	4	0	0	0	1
	F	0	0	0	0	0	0	0	0	0	1	0
Vandalism	M	0	0	0	0	0	0	0	0	0	0	0
	F	0	0	0	0	0	0	0	0	0	0	0
Weapons-carrying, possession, etc...	M	0	0	0	0	0	0	0	0	0	0	0
	F	0	0	0	0	0	0	0	0	0	0	0
Prostitution & Commercialized Vice	M	0	0	0	0	0	0	0	0	0	0	0
	F	0	0	0	0	0	0	0	0	0	0	0
Other Sex Offenses	M	0	0	0	0	0	0	0	0	0	0	0
	F	0	0	0	0	0	0	0	0	0	0	0
Drug Abuse Violations	M	0	0	0	0	0	0	0	0	0	1	1
	F	0	0	0	0	0	0	0	0	0	0	0
Gambling	M	0	0	0	0	0	0	0	0	0	0	0
	F	0	0	0	0	0	0	0	0	0	0	0
Offenses Against Family & Children	M	0	0	0	0	0	0	0	0	0	0	0
	F	0	0	0	0	0	0	0	0	0	0	0
Driving Under the Influence	M	0	0	0	0	0	0	0	0	0	0	0
	F	0	0	0	0	0	0	0	0	0	0	0
Liquor Laws	M	0	0	0	0	0	0	0	0	0	0	0
	F	0	0	0	0	0	0	0	0	0	0	0
Drunkenness	M	0	0	0	0	0	0	0	0	0	0	0
	F	0	0	0	0	0	0	0	0	0	0	0
Disorderly Conduct	M	0	0	0	0	0	0	0	0	0	0	0
	F	0	0	0	0	0	0	0	0	0	0	0
Vagrancy	M	0	0	0	0	0	0	0	0	0	0	0
	F	0	0	0	0	0	0	0	0	0	0	0
All Other Offenses (except Traffic)	M	0	0	0	0	0	0	0	0	0	0	1
	F	0	0	0	0	0	0	0	0	1	1	0
Suspicion	M	0	0	0	0	0	0	0	0	0	0	0
	F	0	0	0	0	0	0	0	0	0	0	0
Curfew and Loitering Law Violations	M	0	0	0	0	0	0	0	0	0	0	0
	F	0	0	0	0	0	0	0	0	0	0	0
Runaway	M	0	0	0	0	0	0	0	0	0	0	0
	F	0	0	0	0	0	0	0	0	0	0	0
GRAND TOTAL		3	1	1	0	3	0	8	0	1	3	3

Esmeralda SO Arrests By Offense and Age

22	23	24	25-29	30-34	35-39	40-44	45-49	50-54	55-59	60-64	over 64	Total >18	Grand Total
0	0	0	0	0	0	0	0	0	0	0	0	0	0
0	0	0	0	0	0	0	0	0	0	0	0	0	0
0	0	0	0	0	0	0	0	0	0	0	0	0	0
0	0	0	0	0	0	0	0	0	0	0	0	0	0
0	0	0	1	0	0	0	0	0	0	0	0	1	1
0	0	0	0	0	0	0	0	0	0	0	0	0	0
0	0	0	0	0	0	0	0	0	0	0	0	0	0
0	1	0	0	1	1	2	0	1	0	0	0	6	6
0	0	0	0	0	0	0	0	0	0	0	0	0	0
0	0	0	0	0	0	1	0	0	0	0	0	1	1
0	0	0	0	0	0	0	0	0	0	0	0	0	0
0	0	0	0	1	0	1	0	0	0	0	0	2	6
0	0	0	0	0	0	0	0	0	0	0	0	0	0
0	0	0	0	0	0	0	0	1	0	1	0	2	2
0	0	0	0	0	0	0	0	0	0	0	0	0	0
0	0	0	0	0	0	0	0	0	0	0	0	0	0
0	0	0	0	0	0	0	0	0	0	0	0	0	0
0	0	0	0	0	0	0	0	0	0	0	0	0	0
0	0	0	0	0	0	0	0	0	0	0	0	0	0
0	0	0	0	0	0	0	0	0	0	0	0	0	0
0	0	0	0	0	0	0	0	0	0	0	0	0	0
0	0	0	0	0	0	0	0	0	0	0	0	0	0
0	0	0	0	0	0	0	0	0	0	0	0	0	0
0	1	0	2	0	0	0	0	0	0	0	1	5	9
0	0	0	0	0	0	0	0	0	0	0	0	1	1
0	0	0	0	0	0	0	0	0	0	0	0	0	0
0	0	0	0	0	0	0	0	0	0	0	0	0	0
0	1	0	0	0	0	0	0	0	0	0	0	1	1
0	0	0	0	0	0	0	0	0	0	0	0	0	0
0	0	0	0	0	0	0	0	0	0	0	0	0	0
0	0	0	0	0	0	0	0	0	0	0	0	0	0
0	0	0	0	0	0	0	0	0	0	0	0	0	0
0	0	0	0	0	0	0	0	0	0	0	0	0	0
0	1	0	0	1	0	1	1	0	0	0	0	6	6
0	0	0	0	1	1	0	0	0	0	0	0	2	2
0	0	0	0	0	0	0	0	0	0	0	0	0	0
0	0	0	0	0	0	0	0	0	0	0	0	0	0
0	0	0	0	0	0	0	0	0	0	0	0	0	0
0	0	0	0	0	0	0	0	0	0	0	0	0	0
1	1	0	3	1	2	3	2	1	1	0	3	18	18
0	0	0	0	0	0	0	0	0	0	0	0	0	0
0	0	0	0	0	0	0	0	0	1	0	0	1	1
0	0	0	0	0	0	0	0	0	0	0	0	0	0
0	0	0	0	0	0	0	0	0	0	0	0	0	0
0	0	0	0	0	0	0	0	0	0	0	0	0	0
0	0	0	0	0	0	0	0	0	0	0	0	0	0
0	0	0	0	0	0	0	0	0	0	0	0	0	0
0	0	0	0	0	0	0	0	0	0	0	0	0	0
0	0	0	0	0	0	0	0	0	0	0	0	0	0
0	0	0	0	0	0	0	0	0	0	0	0	0	0
0	0	0	0	0	0	0	0	0	0	0	0	0	0
0	0	0	0	0	0	0	0	0	0	0	0	0	0
0	0	0	0	0	0	0	0	0	0	0	0	0	0
0	0	0	0	0	0	0	0	0	0	0	0	0	0
0	0	0	0	0	0	0	0	0	0	0	0	0	0
0	0	0	0	0	0	0	0	0	0	0	0	0	0
0	0	0	0	0	0	0	0	0	0	0	0	0	0
0	0	0	0	0	0	0	0	0	0	0	0	0	0
1	5	0	7	9	7	11	6	3	3	1	4	64	72

Eureka Co SO Arrests By Offense and Age

OFFENSE	SEX	10 &						Total <18	18	19	20	21
		Under	11-12	13-14	15	16	17					
Murder	M	0	0	0	0	0	0	0	0	0	0	0
	F	0	0	0	0	0	0	0	0	0	0	0
Manslaughter by Negligence	M	0	0	0	0	0	0	0	0	0	0	0
	F	0	0	0	0	0	0	0	0	0	0	0
Forcible Rape	M	0	0	0	0	0	0	0	0	0	0	0
	F	0	0	0	0	0	0	0	0	0	0	0
Robbery	M	0	0	0	0	0	0	0	0	0	0	0
	F	0	0	0	0	0	0	0	0	0	0	0
Aggravated Assault	M	0	0	0	0	0	0	0	0	0	0	0
	F	0	0	0	0	0	0	0	0	0	0	0
Other Assaults	M	0	0	0	0	0	0	0	0	0	0	0
	F	0	0	0	0	0	0	0	0	0	0	0
Burglary	M	0	0	0	0	0	0	0	0	0	0	0
	F	0	0	0	0	0	0	0	0	0	0	0
Larceny--Theft	M	0	0	0	0	0	0	0	0	0	0	0
	F	0	0	0	0	0	0	0	0	0	0	0
Motor Vehicle Theft	M	0	0	0	0	0	0	0	0	0	0	0
	F	0	0	0	0	0	0	0	0	0	0	0
Arson	M	0	0	0	0	0	0	0	0	0	0	0
	F	0	0	0	0	0	0	0	0	0	0	0
Forgery & Counterfeiting	M	0	0	0	0	0	0	0	0	0	0	0
	F	0	0	0	0	0	0	0	0	0	0	0
Fraud	M	0	0	0	0	0	0	0	0	0	0	0
	F	0	0	0	0	0	0	0	0	0	0	0
Embezzlement	M	0	0	0	0	0	0	0	0	0	0	0
	F	0	0	0	0	0	0	0	0	0	0	0
Stolen Property-Buy, Possess, Receive	M	0	0	0	0	0	0	0	0	0	0	0
	F	0	0	0	0	0	0	0	0	0	0	0
Vandalism	M	0	0	0	0	0	0	0	0	0	0	0
	F	0	0	0	0	0	0	0	0	0	0	0
Weapons-carrying, possession, etc...	M	0	0	0	0	0	0	0	0	0	0	0
	F	0	0	0	0	0	0	0	0	0	0	0
Prostitution & Commercialized Vice	M	0	0	0	0	0	0	0	0	0	0	0
	F	0	0	0	0	0	0	0	0	0	0	0
Other Sex Offenses	M	0	0	0	0	0	0	0	0	0	0	0
	F	0	0	0	0	0	0	0	0	0	0	0
Drug Abuse Violations	M	0	0	0	0	0	0	0	0	0	0	0
	F	0	0	0	0	0	0	0	0	0	0	0
Gambling	M	0	0	0	0	0	0	0	0	0	0	0
	F	0	0	0	0	0	0	0	0	0	0	0
Offenses Against Family & Children	M	0	0	0	0	0	0	0	0	0	0	0
	F	0	0	0	0	0	0	0	0	0	0	0
Driving Under the Influence	M	0	0	0	0	0	0	0	0	0	0	0
	F	0	0	0	0	0	0	0	0	0	0	1
Liquor Laws	M	0	0	0	0	0	0	0	0	0	0	0
	F	0	0	0	0	0	0	0	0	0	0	0
Drunkenness	M	0	0	0	0	0	0	0	0	0	0	0
	F	0	0	0	0	0	0	0	0	0	0	0
Disorderly Conduct	M	0	0	0	0	0	0	0	0	0	0	0
	F	0	0	0	0	0	0	0	0	0	0	0
Vagrancy	M	0	0	0	0	0	0	0	0	0	0	0
	F	0	0	0	0	0	0	0	0	0	0	0
All Other Offenses (except Traffic)	M	0	0	0	1	0	0	1	0	0	0	0
	F	0	0	0	0	0	0	0	0	0	0	0
Suspicion	M	0	0	0	0	0	0	0	0	0	0	0
	F	0	0	0	0	0	0	0	0	0	0	0
Curfew and Loitering Law Violations	M	0	0	0	0	0	0	0	0	0	0	0
	F	0	0	0	0	0	0	0	0	0	0	0
Runaway	M	0	0	0	0	0	0	0	0	0	0	0
	F	0	0	0	0	0	0	0	0	0	0	0
GRAND TOTAL		0	0	0	1	0	0	1	0	0	0	1

Eureka Co SO Arrests By Offense and Age

22	23	24	25-29	30-34	35-39	40-44	45-49	50-54	55-59	60-64	over 64	Total >18	Grand Total
0	0	0	0	0	0	0	0	0	0	0	0	0	0
0	0	0	0	0	0	0	0	0	0	0	0	0	0
0	0	0	0	0	0	0	0	0	0	0	0	0	0
0	0	0	0	0	0	0	0	0	0	0	0	0	0
0	0	0	0	0	0	0	0	0	0	0	0	0	0
0	0	0	0	0	0	0	0	0	0	0	0	0	0
0	0	0	0	0	0	0	0	0	1	0	0	1	1
0	0	0	0	0	0	0	0	0	0	0	0	0	0
0	0	1	0	0	0	0	0	0	0	0	0	1	1
0	0	0	0	0	0	1	0	0	0	0	0	1	1
0	0	0	0	0	0	0	0	0	0	0	0	0	0
0	0	0	0	0	0	0	0	0	0	0	0	0	0
0	0	0	1	0	0	1	0	0	0	0	0	2	2
0	0	0	0	0	0	0	1	1	0	0	1	3	3
0	0	0	0	0	0	0	0	0	0	1	0	1	1
0	0	0	0	1	0	0	1	0	0	0	0	2	2
0	0	0	0	0	0	0	0	0	0	0	0	0	0
0	0	0	0	0	0	0	0	0	0	0	0	0	0
0	0	0	0	0	0	0	0	0	0	0	0	0	0
0	0	0	0	0	0	0	0	0	0	0	0	0	0
0	0	0	0	0	0	0	0	0	0	0	0	0	0
0	0	0	0	0	0	0	0	0	0	0	0	0	0
0	0	0	0	0	0	0	0	0	0	0	0	0	0
0	0	0	0	0	0	0	0	0	0	0	0	0	0
0	0	0	0	0	0	0	0	0	0	0	0	0	0
0	0	0	0	0	0	0	0	0	0	0	0	0	0
0	0	0	0	0	0	0	0	0	0	0	0	0	0
0	0	0	0	0	0	0	0	0	0	0	0	0	0
0	0	0	0	0	0	0	0	0	0	0	0	0	0
0	0	0	0	0	0	0	0	0	0	0	0	0	0
0	0	0	0	0	0	0	0	0	0	0	0	0	0
0	0	0	0	0	0	0	0	0	0	0	0	0	0
0	0	0	0	0	0	0	0	0	0	0	0	0	0
0	0	0	0	0	0	0	0	0	0	0	0	0	0
0	0	0	0	0	0	0	0	0	0	0	0	0	0
0	0	0	0	0	0	0	0	0	0	0	0	0	0
0	0	0	0	0	0	0	0	0	0	0	0	0	0
0	0	0	0	0	0	0	0	0	0	0	0	0	0
0	0	0	0	0	0	0	0	0	0	0	0	0	0
0	0	0	0	0	0	0	0	0	0	0	0	0	0
0	0	0	0	0	0	0	0	0	0	0	0	0	0
0	0	0	0	0	0	0	0	0	0	0	0	0	0
0	0	0	0	0	0	0	0	0	0	0	0	0	0
0	0	0	0	0	0	0	0	0	0	0	0	0	0
0	0	0	0	0	0	0	0	0	0	0	0	0	0
0	0	0	0	0	0	0	0	0	0	0	0	0	0
0	0	0	0	0	0	0	0	0	0	0	0	0	0
0	0	0	0	0	0	0	0	0	0	0	0	0	0
0	0	0	0	0	0	0	0	0	0	0	0	0	0
0	0	0	0	0	0	0	0	0	0	0	0	0	0
0	0	0	0	0	0	0	0	0	0	0	0	0	0
0	0	0	0	0	0	0	0	0	0	0	0	0	0
0	0	0	0	0	0	0	0	0	0	0	0	0	0
0	0	0	0	0	0	0	0	0	0	0	0	0	0
0	0	0	0	0	0	0	0	0	0	0	0	0	0
0	0	0	0	0	0	0	0	0	0	0	0	0	0
2	0	0	0	2	1	1	0	1	0	1	0	8	9
0	0	0	0	1	1	0	0	0	0	0	0	2	2
0	0	0	0	0	0	0	0	0	0	0	0	0	0
0	0	0	0	0	0	0	0	0	0	0	0	0	0
0	0	0	0	0	0	0	0	0	0	0	0	0	0
0	0	0	0	0	0	0	0	0	0	0	0	0	0
0	0	0	0	0	0	0	0	0	0	0	0	0	0
0	0	0	0	0	0	0	0	0	0	0	0	0	0
0	0	0	0	0	0	0	0	0	0	0	0	0	0
0	0	0	0	0	0	0	0	0	0	0	0	0	0
2	0	2	2	7	4	7	5	3	2	3	1	39	40

Fallon PD Arrests By Offense and Age

OFFENSE	SEX	10 & Under											
		11-12	13-14	15	16	17	Total <18	18	19	20	21		
Murder	M	0	0	0	0	0	0	0	0	0	0	0	0
	F	0	0	0	0	0	0	0	0	0	0	0	0
Manslaughter by Negligence	M	0	0	0	0	0	0	0	0	0	0	0	0
	F	0	0	0	0	0	0	0	0	0	0	0	0
Forcible Rape	M	0	0	0	0	0	0	0	0	0	0	0	0
	F	0	0	0	0	0	0	0	0	0	0	0	0
Robbery	M	0	0	0	0	0	0	0	0	0	0	0	0
	F	0	0	0	0	0	0	0	0	0	0	0	0
Aggravated Assault	M	0	1	1	1	0	1	4	3	0	0	0	2
	F	0	0	0	2	1	0	3	1	0	0	0	0
Other Assaults	M	0	1	0	0	0	1	2	0	0	1	0	0
	F	0	0	0	1	0	1	2	2	1	0	0	0
Burglary	M	0	0	3	1	2	1	7	0	0	1	0	0
	F	0	0	0	0	0	0	0	0	0	0	1	0
Larceny--Theft	M	1	3	8	3	2	0	17	0	2	1	2	0
	F	1	4	5	4	0	4	18	1	1	0	1	0
Motor Vehicle Theft	M	0	0	0	0	0	0	0	0	0	0	0	0
	F	0	0	0	0	0	0	0	0	0	0	0	1
Arson	M	0	0	0	0	0	0	0	0	0	0	0	0
	F	0	0	0	0	0	0	0	0	0	0	0	0
Forgery & Counterfeiting	M	0	0	0	0	0	0	0	0	0	0	0	1
	F	0	0	0	0	0	0	0	0	0	0	0	0
Fraud	M	0	0	0	0	0	0	0	0	0	0	0	2
	F	0	0	0	0	0	0	0	0	1	0	0	2
Embezzlement	M	0	0	0	0	0	0	0	1	0	0	0	1
	F	0	0	0	0	0	0	0	0	0	0	0	0
Stolen Property-Buy, Possess, Receive	M	0	1	0	1	0	0	2	0	0	0	0	0
	F	0	0	0	0	0	0	0	0	1	0	0	0
Vandalism	M	0	1	0	0	0	0	1	0	0	0	0	1
	F	0	0	0	0	0	0	0	0	0	0	0	0
Weapons-carrying, possession, etc...	M	0	0	1	0	1	0	2	0	0	1	0	0
	F	0	0	0	0	0	0	0	0	0	0	0	0
Prostitution & Commercialized Vice	M	0	0	0	0	0	0	0	0	0	0	0	0
	F	0	0	0	0	0	0	0	0	0	0	0	0
Other Sex Offenses	M	0	0	0	0	0	0	0	0	0	0	0	0
	F	0	0	0	0	0	0	0	0	0	0	0	0
Drug Abuse Violations	M	0	1	3	1	0	1	6	1	2	1	1	1
	F	0	0	0	1	0	0	1	0	0	0	0	1
Gambling	M	0	0	0	0	0	0	0	0	0	0	0	0
	F	0	0	0	0	0	0	0	0	0	0	0	0
Offenses Against Family & Children	M	0	0	0	0	0	0	0	0	0	0	0	0
	F	0	0	0	0	0	0	0	0	1	0	0	0
Driving Under the Influence	M	0	0	0	0	1	1	2	0	0	1	1	1
	F	0	0	0	0	0	0	0	0	0	0	0	1
Liquor Laws	M	0	0	5	4	3	5	17	11	9	12	2	2
	F	0	0	2	2	5	4	13	1	4	2	0	0
Drunkenness	M	0	0	0	0	0	0	0	0	0	0	0	0
	F	0	0	0	0	0	0	0	0	0	0	0	0
Disorderly Conduct	M	0	0	0	0	0	0	0	0	1	0	0	0
	F	0	0	0	0	0	0	0	0	0	0	0	0
Vagrancy	M	0	0	0	0	0	0	0	0	0	0	0	0
	F	0	0	0	0	0	0	0	0	0	0	0	0
All Other Offenses (except Traffic)	M	0	0	5	1	0	1	7	2	1	0	0	0
	F	0	0	0	0	0	0	0	0	1	0	0	1
Suspicion	M	0	0	0	0	0	0	0	0	0	0	0	0
	F	0	0	0	0	0	0	0	0	0	0	0	0
Curfew and Loitering Law Violations	M	0	0	0	0	0	0	0	0	0	0	0	0
	F	0	0	0	0	0	0	0	0	0	0	0	0
Runaway	M	0	0	1	1	1	1	4	0	0	0	0	0
	F	0	0	0	0	1	0	1	0	0	0	0	0
GRAND TOTAL		2	12	34	23	17	21	109	23	25	21	20	

Fallon PD Arrests By Offense and Age

												over	Total >18	Grand Total
22	23	24	25-29	30-34	35-39	40-44	45-49	50-54	55-59	60-64	64			
0	0	0	0	0	0	0	0	0	0	0	0	0	0	0
0	0	0	0	0	0	0	0	0	0	0	0	0	0	0
0	0	0	0	0	0	0	0	0	0	0	0	0	0	0
0	0	0	0	0	0	0	0	0	0	0	0	0	0	0
0	0	0	0	0	0	0	0	0	0	0	0	0	0	0
1	1	0	0	1	1	0	0	0	0	0	0	0	4	4
0	0	0	0	0	1	0	0	0	0	0	0	0	1	1
0	0	1	9	4	4	3	1	1	0	0	0	0	28	32
1	0	1	0	1	2	2	1	0	0	0	0	0	9	12
2	1	0	1	1	1	4	1	0	0	0	0	0	12	14
0	0	1	2	2	1	0	0	0	0	0	0	0	9	11
2	1	0	1	1	0	0	0	0	0	0	0	0	6	13
0	0	2	2	0	4	1	0	0	0	0	0	0	10	10
0	0	1	0	4	1	7	2	2	1	0	0	0	23	40
1	0	0	0	1	1	0	0	1	0	0	0	0	7	25
0	0	0	0	0	1	0	0	0	0	0	0	0	1	1
0	0	0	0	0	0	0	0	0	0	0	0	0	1	1
0	0	0	0	0	0	0	0	0	0	0	0	0	0	0
0	0	0	0	0	0	0	0	0	0	0	0	0	0	0
0	0	0	0	0	0	0	0	0	0	0	0	0	1	1
0	0	0	0	1	0	0	0	0	0	0	0	0	1	1
1	0	1	0	2	5	1	1	3	0	0	0	0	16	16
2	1	2	3	3	5	3	0	2	0	0	0	0	24	24
0	0	0	0	0	0	1	1	0	0	0	0	0	4	4
0	0	0	2	0	0	1	0	1	0	0	0	0	4	4
2	1	0	1	0	0	0	0	0	0	0	0	0	4	6
0	0	0	0	0	0	0	0	0	0	0	0	0	1	1
0	1	0	1	1	1	0	1	0	0	0	0	0	5	6
0	0	0	0	1	0	0	0	0	0	0	0	0	1	1
1	0	1	1	0	0	0	0	0	0	0	0	0	4	6
0	0	0	0	0	0	0	0	0	0	0	0	0	0	0
0	0	0	0	0	0	0	0	0	0	0	0	0	0	0
0	0	0	0	0	0	0	0	0	0	0	0	0	0	0
0	0	0	0	0	0	0	0	0	0	0	0	0	0	0
0	0	0	0	0	0	0	0	0	0	0	0	0	0	0
2	5	0	0	1	0	1	1	1	0	0	0	0	16	22
0	0	0	0	0	0	1	0	0	0	0	0	0	2	3
0	0	0	0	0	0	0	0	0	0	0	0	0	0	0
0	0	0	0	0	0	0	0	0	0	0	0	0	0	0
0	0	0	0	0	0	1	0	0	0	0	0	0	1	1
0	0	0	0	0	0	0	0	0	0	0	0	0	1	1
1	3	1	3	8	4	4	6	3	0	0	0	2	37	39
0	3	1	1	1	2	3	1	1	0	0	0	0	14	14
0	0	0	1	1	0	1	0	1	0	0	0	0	38	55
1	0	0	0	0	0	0	0	0	0	0	0	0	8	21
0	0	0	0	0	0	0	0	0	0	0	0	0	0	0
0	0	0	0	0	0	0	0	0	0	0	0	0	0	0
0	2	1	0	0	2	0	1	0	0	0	0	0	7	7
0	0	0	0	0	0	1	0	0	0	0	0	0	1	1
0	0	0	0	0	0	0	0	0	0	0	0	0	0	0
0	0	0	0	0	0	0	0	0	0	0	0	0	0	0
1	0	1	3	2	1	1	3	1	0	0	0	0	16	23
1	0	0	1	1	0	1	0	0	0	0	0	0	6	6
0	0	0	0	0	0	0	0	0	0	0	0	0	0	0
0	0	0	0	0	0	0	0	0	0	0	0	0	0	0
0	0	0	0	0	0	0	0	0	0	0	0	0	0	0
0	0	0	0	0	0	0	0	0	0	0	0	0	0	0
0	0	0	0	0	0	0	0	0	0	0	0	0	0	4
0	0	0	0	0	0	0	0	0	0	0	0	0	0	1
19	19	14	32	37	36	38	19	17	1	0	2	323	432	

Henderson PD Arrests By Offense and Age

OFFENSE	SEX	10 &							Total <18	18	19	20	21
		Under	11-12	13-14	15	16	17						
Murder	M	0	0	0	0	0	0	0	0	0	0	1	
	F	0	0	0	0	0	0	0	0	0	0	0	
Manslaughter by Negligence	M	0	0	0	0	1	0	1	0	0	0	0	
	F	0	0	0	0	0	0	0	0	0	0	0	
Forcible Rape	M	0	2	4	0	0	0	6	1	2	0	1	
	F	0	0	0	0	0	0	0	0	0	0	0	
Robbery	M	0	0	1	2	5	0	8	2	0	4	1	
	F	0	0	0	1	1	0	2	0	1	1	0	
Aggravated Assault	M	1	0	1	2	2	4	10	7	9	3	3	
	F	0	0	1	1	0	0	2	1	2	0	2	
Other Assaults	M	0	13	25	19	26	27	110	25	19	26	24	
	F	0	4	27	10	14	26	81	6	13	3	9	
Burglary	M	0	3	6	5	8	13	35	10	5	13	4	
	F	0	2	5	0	0	1	8	2	4	0	3	
Larceny--Theft	M	2	14	26	27	33	20	122	29	19	22	11	
	F	2	5	35	21	22	15	100	12	14	7	8	
Motor Vehicle Theft	M	0	1	1	2	4	3	11	3	8	6	0	
	F	0	0	0	1	0	1	2	0	0	0	1	
Arson	M	0	2	1	1	3	2	9	0	0	0	0	
	F	0	0	2	0	1	0	3	0	0	0	0	
Forgery & Counterfeiting	M	0	0	0	0	0	1	1	3	3	4	1	
	F	0	0	1	0	0	0	1	0	0	0	0	
Fraud	M	0	0	0	0	0	3	3	2	4	8	7	
	F	0	0	0	0	0	1	1	0	3	0	3	
Embezzlement	M	0	0	0	0	0	1	1	0	0	0	0	
	F	0	0	0	0	0	0	0	1	0	0	0	
Stolen Property-Buy, Possess, Receive	M	0	1	0	2	2	0	5	3	0	1	1	
	F	0	0	0	0	0	0	0	0	0	0	0	
Vandalism	M	0	2	6	9	19	6	42	2	1	2	0	
	F	0	0	7	2	0	0	9	0	1	0	0	
Weapons-carrying, possession, etc...	M	1	1	0	2	3	10	17	13	7	7	5	
	F	0	0	0	0	0	1	1	1	2	0	0	
Prostitution & Commercialized Vice	M	0	0	0	0	0	0	0	0	0	0	0	
	F	0	0	0	0	0	0	0	0	0	0	0	
Other Sex Offenses	M	0	0	1	0	2	0	3	4	0	1	0	
	F	0	0	0	0	0	0	0	0	0	0	0	
Drug Abuse Violations	M	0	2	5	7	9	23	46	30	30	21	31	
	F	0	0	1	5	3	5	14	8	13	10	1	
Gambling	M	0	0	0	0	0	0	0	0	0	1	0	
	F	0	0	0	0	0	0	0	0	0	1	0	
Offenses Against Family & Children	M	0	0	0	0	0	0	0	17	10	10	8	
	F	0	0	0	0	0	0	0	6	2	0	0	
Driving Under the Influence	M	0	0	0	0	0	9	9	11	14	15	16	
	F	0	0	0	0	0	0	0	0	3	7	3	
Liquor Laws	M	0	0	0	1	8	15	24	15	8	6	1	
	F	0	0	1	1	2	4	8	1	1	0	0	
Drunkenness	M	0	0	0	0	0	0	0	0	0	0	0	
	F	0	0	0	0	0	0	0	0	0	0	0	
Disorderly Conduct	M	0	1	1	1	2	5	10	3	4	2	2	
	F	0	0	0	0	4	0	4	1	1	0	0	
Vagrancy	M	0	0	0	0	0	0	0	0	0	0	0	
	F	0	0	0	0	0	0	0	0	0	0	0	
All Other Offenses (except Traffic)	M	0	3	5	11	21	21	61	49	78	71	64	
	F	0	1	3	5	4	4	17	7	14	9	14	
Suspicion	M	0	0	0	0	0	0	0	0	0	0	0	
	F	0	0	0	0	0	0	0	0	0	0	0	
Curfew and Loitering Law Violations	M	0	2	16	24	28	32	102	0	0	0	0	
	F	1	0	18	13	10	17	59	0	0	0	0	
Runaway	M	2	11	48	35	60	42	198	0	0	0	0	
	F	1	6	82	68	72	43	272	0	0	0	0	
GRAND TOTAL		10	76	330	278	369	355	1,418	275	295	261	225	

Henderson PD Arrests By Offense and Age

												over	Total >18	Grand Total
22	23	24	25-29	30-34	35-39	40-44	45-49	50-54	55-59	60-64	64			
0	0	0	1	0	1	0	0	1	0	0	0	0	4	4
0	0	0	0	0	0	0	0	0	0	0	0	0	0	0
0	0	0	0	0	0	0	0	0	0	0	0	0	0	1
0	0	0	0	0	0	0	0	0	0	0	0	0	0	0
0	1	0	2	2	0	5	0	0	1	0	1	16	22	
0	0	0	0	0	0	0	0	0	0	0	0	0	0	0
3	3	1	4	2	0	4	1	0	0	0	0	25	33	
0	0	0	0	0	1	0	0	0	0	0	0	3	5	
5	4	6	10	21	12	9	7	3	3	2	0	104	114	
1	1	1	3	7	5	1	1	1	0	0	0	26	28	
24	16	27	107	101	96	101	41	27	12	6	7	659	769	
6	11	4	35	37	25	27	10	3	0	0	3	192	273	
9	8	5	22	16	9	16	7	4	1	1	0	130	165	
0	2	2	8	13	6	3	4	0	0	1	0	48	56	
10	11	8	35	43	41	36	31	7	6	2	1	312	434	
4	6	7	16	16	12	18	8	3	3	3	0	137	237	
1	1	4	7	6	4	2	1	1	0	0	0	44	55	
1	1	0	2	1	0	1	0	0	0	0	0	7	9	
0	0	0	0	0	0	0	0	0	0	0	0	0	0	9
0	0	0	0	2	0	0	0	0	0	0	0	2	5	
1	0	4	12	4	2	3	2	0	1	0	0	40	41	
1	2	0	0	7	2	0	1	1	0	0	0	14	15	
4	5	1	20	19	18	20	9	3	3	0	0	123	126	
2	0	0	4	3	4	6	2	0	1	0	0	28	29	
0	0	0	1	0	2	0	0	0	0	0	0	3	4	
0	0	0	0	0	0	1	0	0	0	0	0	2	2	
0	1	0	4	1	3	3	0	0	0	0	0	17	22	
0	0	0	0	0	0	0	0	0	0	0	0	0	0	0
1	0	1	1	4	4	2	2	1	1	0	0	22	64	
0	0	0	0	0	0	0	1	1	0	0	0	3	12	
5	4	6	15	20	13	6	3	2	1	1	1	109	126	
0	3	0	1	0	0	0	0	1	0	0	0	8	9	
0	0	0	0	0	1	0	0	0	0	0	0	1	1	
0	0	0	0	0	0	0	0	0	0	0	0	0	0	0
0	1	1	1	2	3	2	4	1	1	4	0	25	28	
0	0	0	0	0	0	0	0	0	0	0	0	0	0	0
18	19	22	52	42	46	21	11	5	3	0	0	351	397	
9	6	8	17	16	20	11	2	4	0	0	0	125	139	
0	0	0	0	0	0	0	0	0	0	0	0	1	1	
0	0	0	0	0	0	0	0	0	0	0	0	1	1	
1	2	2	4	7	7	3	1	2	0	0	1	75	75	
0	4	2	6	7	4	4	3	0	0	0	0	38	38	
9	18	19	65	61	56	46	30	23	14	10	6	413	422	
2	6	4	10	18	18	24	16	6	6	0	2	125	125	
1	2	1	10	11	3	8	8	5	0	2	0	81	105	
1	1	2	6	3	6	7	3	3	2	0	0	36	44	
0	0	0	0	0	0	0	0	0	0	0	0	0	0	0
0	0	0	0	0	0	0	0	0	0	0	0	0	0	0
4	5	4	12	9	7	10	5	1	3	0	0	71	81	
0	0	0	0	4	0	3	2	2	0	0	0	13	17	
0	0	0	0	0	0	0	0	0	0	0	0	0	0	0
0	0	0	0	0	0	0	0	0	0	0	0	0	0	0
69	78	56	258	207	213	147	127	44	23	8	4	1,496	1,557	
16	20	18	55	56	65	56	25	6	8	0	1	370	387	
0	0	0	0	0	0	0	0	0	0	0	0	0	0	0
0	0	0	0	0	0	0	0	0	0	0	0	0	0	0
0	0	0	0	0	0	0	0	0	0	0	0	0	0	102
0	0	0	0	0	0	0	0	0	0	0	0	0	0	59
0	0	0	0	0	0	0	0	0	0	0	0	0	0	198
0	0	0	0	0	0	0	0	0	0	0	0	0	0	272
208	242	216	806	768	709	606	368	161	93	40	27	5,300	6,718	

Humboldt Co SO Arrests By Offense and Age

OFFENSE	SEX	10 & Under	11-12	13-14	15	16	17	Total <18	18	19	20	21
Murder	M	0	0	0	0	0	0	0	0	0	0	0
	F	0	0	0	0	0	0	0	0	0	0	0
Manslaughter by Negligence	M	0	0	0	0	0	0	0	0	0	0	0
	F	0	0	0	0	0	0	0	0	0	0	0
Forcible Rape	M	0	0	0	0	0	0	0	0	0	0	0
	F	0	0	0	0	0	0	0	0	0	0	0
Robbery	M	0	0	0	0	0	0	0	0	0	0	0
	F	0	0	0	0	0	0	0	0	0	0	0
Aggravated Assault	M	0	0	0	0	1	0	1	0	0	0	0
	F	0	0	0	0	0	0	0	0	0	0	0
Other Assaults	M	0	0	0	0	0	0	0	1	1	0	1
	F	0	0	0	0	1	0	1	0	0	0	0
Burglary	M	0	0	0	0	0	0	0	0	0	0	0
	F	0	0	0	0	0	0	0	0	0	0	0
Larceny--Theft	M	0	0	0	0	1	0	1	0	2	0	0
	F	0	0	0	0	0	0	0	0	0	0	0
Motor Vehicle Theft	M	0	0	0	1	1	1	3	0	0	0	0
	F	0	0	0	0	1	0	1	0	0	0	0
Arson	M	0	0	0	0	0	0	0	0	0	0	0
	F	0	0	0	0	0	0	0	0	0	0	0
Forgery & Counterfeiting	M	0	0	0	0	0	0	0	0	0	0	0
	F	0	0	0	0	0	0	0	0	0	0	0
Fraud	M	0	0	0	0	0	0	0	0	0	0	0
	F	0	0	0	0	0	0	0	0	0	0	0
Embezzlement	M	0	0	0	0	0	0	0	0	0	0	0
	F	0	0	0	0	0	0	0	0	0	0	0
Stolen Property-Buy, Possess, Receive	M	0	0	0	0	0	0	0	0	1	0	1
	F	0	0	0	0	0	0	0	0	0	0	0
Vandalism	M	0	0	0	0	0	0	0	0	0	0	0
	F	0	0	0	0	0	0	0	0	0	0	0
Weapons-carrying, possession, etc...	M	0	0	0	0	0	0	0	0	0	0	0
	F	0	0	0	0	0	0	0	0	0	0	0
Prostitution & Commercialized Vice	M	0	0	0	0	0	0	0	0	0	0	0
	F	0	0	0	0	0	0	0	0	0	0	0
Other Sex Offenses	M	0	0	0	0	0	0	0	1	0	0	0
	F	0	0	0	0	0	0	0	0	0	0	0
Drug Abuse Violations	M	0	0	2	0	2	1	5	2	3	3	2
	F	0	0	1	3	0	2	6	0	1	0	0
Gambling	M	0	0	0	0	0	0	0	0	0	0	0
	F	0	0	0	0	0	0	0	0	0	0	0
Offenses Against Family & Children	M	0	0	0	0	0	0	0	0	0	0	0
	F	0	0	0	1	0	0	1	0	0	0	0
Driving Under the Influence	M	0	0	0	0	1	0	1	0	1	3	1
	F	0	0	0	0	0	0	0	0	0	1	1
Liquor Laws	M	0	0	0	2	6	15	23	10	11	3	0
	F	0	0	0	5	3	3	11	3	4	4	2
Drunkenness	M	0	0	0	0	0	0	0	0	0	0	1
	F	0	0	0	0	0	0	0	0	0	0	0
Disorderly Conduct	M	0	0	0	0	0	0	0	0	0	0	0
	F	0	0	0	0	0	0	0	0	0	0	0
Vagrancy	M	0	0	0	0	0	0	0	1	0	0	0
	F	0	0	0	0	0	0	0	0	0	0	0
All Other Offenses (except Traffic)	M	0	0	0	3	1	3	7	0	0	1	1
	F	0	0	0	2	1	0	3	0	0	1	0
Suspicion	M	0	0	0	2	0	0	2	0	0	0	0
	F	0	0	0	0	1	0	1	0	0	0	0
Curfew and Loitering Law Violations	M	0	0	0	0	0	1	1	0	0	0	0
	F	0	0	3	1	0	4	8	0	0	0	0
Runaway	M	0	0	0	3	0	3	6	0	0	0	0
	F	0	0	1	0	3	1	5	0	0	0	0
GRAND TOTAL		0	0	7	23	23	34	87	18	24	16	10

Humboldt Co SO Arrests By Offense and Age

22	23	24	25-29	30-34	35-39	40-44	45-49	50-54	55-59	60-64	over 64	Total >18	Grand Total
0	0	0	0	0	0	0	0	0	0	0	0	0	0
0	0	0	0	0	0	0	0	0	0	0	0	0	0
0	0	0	0	0	0	0	0	0	0	0	0	0	0
0	0	0	0	0	0	0	0	0	0	0	0	0	0
0	0	0	0	0	0	0	0	0	0	0	0	0	0
0	0	0	0	0	0	0	0	0	0	0	0	0	0
0	0	0	1	1	0	0	1	0	1	0	0	4	5
0	0	0	0	0	0	0	0	0	0	0	0	0	0
0	0	1	3	1	2	3	3	1	0	0	0	17	17
0	0	0	0	0	0	2	1	0	0	0	0	3	4
0	0	1	0	0	0	0	0	0	0	0	0	1	1
0	0	0	0	0	0	0	0	0	0	0	0	0	0
1	1	0	0	0	0	0	0	0	0	0	0	4	5
0	0	0	0	0	0	0	0	0	0	0	0	0	0
0	0	0	0	0	0	0	0	1	0	0	0	1	4
0	0	0	0	0	0	0	0	0	0	0	0	0	1
0	0	0	0	0	0	0	0	0	0	0	0	0	0
0	0	0	0	0	0	0	0	0	0	0	0	0	0
0	0	0	0	0	0	0	0	0	0	0	0	0	0
0	0	0	0	0	0	0	0	0	0	0	0	0	0
0	0	0	1	0	0	0	0	0	0	0	0	1	1
0	0	0	1	0	0	0	0	0	0	0	0	1	1
0	0	0	0	0	0	0	0	0	0	0	0	0	0
0	0	0	0	0	0	0	0	0	0	0	0	0	0
0	0	0	0	0	0	0	0	0	0	0	0	0	0
0	0	0	1	0	0	0	0	0	0	0	0	3	3
0	0	0	0	0	0	1	0	0	0	0	0	1	1
0	0	0	0	0	0	0	0	0	0	0	0	0	0
0	0	0	0	0	0	0	0	0	0	0	0	0	0
0	0	0	0	0	0	0	0	0	0	0	0	0	0
0	0	0	0	0	0	0	0	0	0	0	0	0	0
0	0	0	0	0	0	0	0	0	0	0	0	0	0
0	0	0	0	0	0	0	0	0	0	0	0	0	0
0	0	0	0	0	0	0	0	0	0	0	0	0	0
0	0	0	0	0	0	0	0	0	0	0	0	0	0
0	0	0	0	0	0	0	0	0	0	0	0	0	0
0	0	0	0	0	0	0	0	0	0	0	0	0	0
0	0	0	0	0	0	0	0	0	0	0	0	0	0
0	0	0	0	0	0	0	0	0	0	0	0	0	0
0	0	0	0	0	0	0	0	0	0	0	0	0	0
0	0	0	0	0	0	0	0	0	0	0	0	0	0
0	0	0	0	0	0	0	0	0	0	0	0	0	0
0	0	0	0	0	0	0	0	0	0	0	0	0	0
0	0	0	0	0	0	0	0	0	0	0	0	0	0
1	2	0	10	0	4	1	0	2	1	0	0	31	36
0	0	0	1	0	4	0	0	0	0	0	0	6	12
0	0	0	0	0	0	0	0	0	0	0	0	0	0
0	0	0	0	0	0	0	0	0	0	0	0	0	0
0	0	0	0	0	2	1	0	0	0	0	0	3	3
0	0	0	0	0	0	0	0	0	0	0	0	0	1
1	3	1	13	7	5	12	7	6	3	0	1	64	65
0	0	0	5	1	4	4	8	2	0	0	0	26	26
0	1	0	2	1	0	2	0	0	1	0	0	31	54
0	0	0	0	0	0	1	0	0	0	0	0	14	25
0	0	0	0	0	0	1	0	0	0	0	0	2	2
0	0	0	0	0	0	0	0	0	0	0	0	0	0
0	0	0	0	0	0	0	1	0	0	0	0	1	1
0	0	0	0	0	0	0	0	0	0	0	0	0	0
0	0	0	0	0	0	0	1	0	0	0	0	2	2
0	0	0	0	0	0	0	0	0	0	0	0	0	0
1	2	0	1	2	2	3	3	1	0	0	0	17	24
0	0	0	2	1	0	1	0	0	0	0	0	5	8
0	0	0	0	0	0	0	0	0	0	0	0	0	2
0	0	0	0	0	0	0	0	0	0	0	0	0	1
0	0	0	0	0	0	0	0	0	0	0	0	0	1
0	0	0	0	0	0	0	0	0	0	0	0	0	8
0	0	0	0	0	0	0	0	0	0	0	0	0	6
0	0	0	0	0	0	0	0	0	0	0	0	0	5
4	9	3	41	14	23	32	25	13	6	0	1	239	326

Lander Co SO Arrests By Offense and Age

OFFENSE	SEX	10 & Under											
		11-12	13-14	15	16	17	Total <18	18	19	20	21		
Murder	M	0	0	0	0	0	0	0	0	0	0	0	0
	F	0	0	0	0	0	0	0	0	0	0	0	0
Manslaughter by Negligence	M	0	0	0	0	0	0	0	0	0	0	0	0
	F	0	0	0	0	0	0	0	0	0	0	0	0
Forcible Rape	M	0	0	0	0	0	0	0	0	0	0	0	0
	F	0	0	0	0	0	0	0	0	0	0	0	0
Robbery	M	0	0	0	0	0	0	0	0	0	0	0	0
	F	0	0	0	0	0	0	0	0	0	0	0	0
Aggravated Assault	M	0	0	0	0	0	0	0	0	0	0	0	0
	F	0	0	0	0	0	0	0	0	0	0	0	0
Other Assaults	M	0	1	2	0	0	0	3	0	0	1	0	0
	F	0	0	0	1	0	1	2	0	1	1	0	0
Burglary	M	0	0	4	2	1	1	8	0	0	0	0	1
	F	0	1	1	0	1	0	3	0	0	0	0	0
Larceny--Theft	M	0	1	0	0	0	0	1	0	0	0	0	1
	F	0	0	0	1	0	1	2	0	0	0	0	0
Motor Vehicle Theft	M	0	0	0	0	0	0	0	0	0	0	0	0
	F	0	0	0	0	1	0	1	0	0	0	0	0
Arson	M	0	0	0	0	0	0	0	0	0	0	0	0
	F	0	0	0	1	0	0	1	0	0	0	0	0
Forgery & Counterfeiting	M	0	0	0	0	0	0	0	0	0	0	0	0
	F	0	0	0	0	0	0	0	0	0	0	0	0
Fraud	M	0	0	0	0	0	0	0	0	0	0	0	0
	F	0	0	0	0	0	0	0	0	0	0	0	0
Embezzlement	M	0	0	0	0	0	0	0	0	0	0	0	0
	F	0	0	0	0	0	0	0	0	0	0	0	0
Stolen Property-Buy, Possess, Receive	M	0	0	0	0	0	0	0	0	0	0	0	0
	F	0	0	0	0	0	0	0	0	0	0	0	0
Vandalism	M	0	0	0	0	0	0	0	0	0	0	0	0
	F	0	0	0	0	0	0	0	0	0	0	0	0
Weapons-carrying, possession, etc...	M	0	0	0	0	0	0	0	0	0	0	0	0
	F	0	0	0	0	0	0	0	0	0	0	0	0
Prostitution & Commercialized Vice	M	0	0	0	0	0	0	0	0	0	0	0	0
	F	0	0	0	0	0	0	0	0	0	0	0	0
Other Sex Offenses	M	0	0	0	0	0	0	0	0	0	0	0	0
	F	0	0	0	0	0	0	0	0	0	0	0	0
Drug Abuse Violations	M	0	0	0	0	0	0	0	1	0	1	1	1
	F	0	0	0	0	1	0	1	1	1	1	0	0
Gambling	M	0	0	0	0	0	0	0	0	0	0	0	0
	F	0	0	0	0	0	0	0	0	0	0	0	0
Offenses Against Family & Children	M	0	0	0	0	2	0	2	1	0	0	0	0
	F	0	0	0	0	-1	0	-1	1	1	0	0	0
Driving Under the Influence	M	0	0	0	0	0	0	0	0	0	0	0	0
	F	0	0	0	0	0	0	0	0	2	0	0	0
Liquor Laws	M	0	0	0	1	0	2	3	4	2	0	0	0
	F	0	0	0	1	0	0	1	0	2	0	0	0
Drunkenness	M	0	0	0	0	0	0	0	0	0	0	0	0
	F	0	0	0	0	0	0	0	0	0	0	0	0
Disorderly Conduct	M	0	0	0	0	0	0	0	0	0	0	0	0
	F	0	0	0	0	0	0	0	0	0	0	0	0
Vagrancy	M	0	0	0	0	0	0	0	0	0	0	0	0
	F	0	0	0	0	0	0	0	0	0	0	0	0
All Other Offenses (except Traffic)	M	0	1	2	2	0	0	5	0	0	3	2	2
	F	0	0	1	0	0	0	1	0	2	1	0	0
Suspicion	M	0	0	0	0	0	0	0	0	0	0	0	0
	F	0	0	0	0	0	0	0	0	0	0	0	0
Curfew and Loitering Law Violations	M	0	0	0	0	0	0	0	0	0	0	0	0
	F	0	0	0	0	0	0	0	0	0	0	0	0
Runaway	M	0	0	0	0	0	0	0	0	0	0	0	0
	F	0	0	0	0	0	0	0	0	0	0	0	0
GRAND TOTAL		0	4	10	9	5	5	33	8	11	7	5	

Lander Co SO Arrests By Offense and Age

22	23	24	25-29	30-34	35-39	40-44	45-49	50-54	55-59	60-64	over 64	Total >18	Grand Total	
0	0	0	0	0	0	0	0	0	0	0	0	0	0	
0	0	0	0	0	0	0	0	0	0	0	0	0	0	
0	0	0	0	0	0	0	0	0	0	0	0	0	0	
0	0	0	0	0	0	0	0	0	0	0	0	0	0	
0	0	0	0	0	0	0	0	0	0	0	0	0	0	
0	0	0	0	0	0	0	0	0	0	0	0	0	0	
0	0	0	0	0	0	0	0	0	0	0	0	0	0	
0	0	0	0	0	0	0	0	0	0	0	0	0	0	
0	0	0	0	0	0	0	2	0	1	0	0	0	3	3
0	0	0	0	0	0	0	0	0	0	0	0	0	0	0
0	1	0	3	1	3	5	0	1	0	0	0	1	16	19
0	1	0	2	4	1	2	1	0	0	0	0	0	13	15
0	0	0	0	0	0	0	0	0	0	0	0	0	1	9
0	0	0	0	0	0	0	0	0	0	0	0	0	0	3
0	0	0	0	0	0	0	0	0	0	0	0	1	1	2
0	0	0	0	0	0	0	0	0	0	0	0	0	0	2
0	0	0	0	0	0	0	1	0	0	0	0	1	1	1
0	0	0	0	0	0	0	0	0	0	0	0	0	0	1
0	0	0	0	0	0	0	0	0	0	0	0	0	0	0
0	0	0	0	0	0	0	0	0	0	0	0	0	0	1
0	0	0	0	0	0	0	0	0	0	0	0	0	0	0
0	0	0	0	0	0	0	0	0	0	0	0	0	0	0
0	0	0	0	0	0	0	0	0	0	0	0	0	0	0
0	0	0	0	0	0	0	0	0	0	0	0	0	0	0
0	0	0	0	0	0	0	0	0	0	0	0	0	0	0
0	0	0	0	0	0	0	0	0	0	0	0	0	0	0
0	0	0	0	0	0	0	0	0	0	0	0	0	0	0
0	0	0	0	0	0	0	0	0	0	0	0	0	0	0
0	0	0	0	0	0	0	0	0	0	0	0	0	0	0
0	0	0	0	0	0	0	0	0	0	0	0	0	0	0
0	0	0	0	0	0	0	0	0	0	0	0	0	0	0
0	0	0	0	0	0	0	0	0	0	0	0	0	0	0
0	0	0	0	0	0	0	0	0	0	0	0	0	0	0
0	0	0	0	0	0	0	0	0	0	0	0	0	0	0
2	0	0	3	0	0	0	0	0	0	0	0	0	8	8
0	0	0	0	1	0	0	0	0	0	0	0	0	3	4
0	0	0	0	0	0	0	0	0	0	0	0	0	0	0
0	0	0	0	0	0	0	0	0	0	0	0	0	0	0
0	1	1	0	0	0	0	0	0	0	0	0	0	3	5
0	0	0	1	0	0	1	0	0	0	0	0	4	4	3
0	1	1	1	2	2	2	0	0	2	0	2	13	13	13
1	0	0	0	0	1	2	0	0	0	0	0	6	6	6
0	0	0	0	0	1	0	0	0	1	0	0	8	8	11
0	0	0	0	0	0	0	0	0	0	0	0	2	2	3
0	0	0	0	0	0	0	0	0	0	0	0	0	0	0
0	0	0	0	0	0	0	0	0	0	0	0	0	0	0
0	0	0	0	0	0	0	0	0	0	0	0	0	0	0
0	0	0	0	0	0	0	0	0	0	0	0	0	0	0
0	0	0	0	0	0	0	0	0	0	0	0	0	0	0
0	0	0	0	0	0	0	0	0	0	0	0	0	0	0
0	0	0	0	1	0	0	0	0	0	0	0	1	1	1
0	0	0	0	0	0	0	0	0	0	0	0	0	0	0
0	0	0	0	0	0	0	0	0	0	0	0	0	0	0
0	0	0	0	0	0	0	0	0	0	0	0	0	0	0
0	0	0	0	0	0	0	0	0	0	0	0	0	0	0
0	0	0	0	0	0	0	0	0	0	0	0	0	0	0
0	0	0	0	0	0	0	0	0	0	0	0	0	0	0
0	0	0	0	0	0	0	0	0	0	0	0	0	0	0
0	0	0	0	0	0	0	0	0	0	0	0	0	0	0
0	0	0	0	0	0	0	0	0	0	0	0	0	0	0
0	0	0	0	0	0	0	0	0	0	0	0	0	0	0
0	0	0	0	0	0	0	0	0	0	0	0	0	0	0
0	0	0	0	0	0	0	0	0	0	0	0	0	0	0
0	0	0	0	0	0	0	0	0	0	0	0	0	0	0
5	5	3	15	13	11	18	4	2	3	0	3	113	146	

Las Vegas Metro PD Arrests By Offense and Age

OFFENSE	SEX	10 &							Total <18	18	19	20	21
		Under	11-12	13-14	15	16	17						
Murder	M	0	0	0	1	1	2	4	3	1	7	2	
	F	0	0	0	1	0	0	1	0	1	1	0	
Manslaughter by Negligence	M	0	0	0	0	0	1	1	1	0	0	1	
	F	0	0	0	0	0	0	0	0	0	0	0	
Forcible Rape	M	0	1	0	2	2	2	7	8	6	5	7	
	F	0	0	0	0	0	0	0	0	0	0	0	
Robbery	M	0	0	15	17	43	66	141	40	65	40	45	
	F	0	0	3	2	6	0	11	1	3	2	0	
Aggravated Assault	M	0	6	13	20	30	43	112	37	35	26	27	
	F	1	0	4	2	2	6	15	6	2	11	7	
Other Assaults	M	1	29	80	51	79	108	348	162	200	227	260	
	F	0	17	38	27	38	48	168	68	84	106	120	
Burglary	M	0	9	51	45	48	81	234	145	121	110	105	
	F	0	1	7	7	9	12	36	31	43	35	40	
Larceny--Theft	M	13	86	218	164	175	304	960	144	196	198	118	
	F	4	46	195	143	161	227	776	69	113	80	114	
Motor Vehicle Theft	M	0	0	18	48	70	125	261	88	94	79	64	
	F	0	1	9	7	11	13	41	8	14	16	10	
Arson	M	1	0	0	0	0	0	1	2	1	1	0	
	F	0	0	0	0	0	0	0	0	0	0	0	
Forgery & Counterfeiting	M	0	0	0	0	0	3	3	3	4	5	3	
	F	0	0	0	2	0	0	2	1	2	5	2	
Fraud	M	0	0	3	4	5	15	27	2	11	14	23	
	F	0	0	2	0	2	6	10	3	15	17	23	
Embezzlement	M	0	0	0	0	0	7	7	4	6	7	2	
	F	0	0	0	0	1	1	2	7	2	5	6	
Stolen Property-Buy, Possess, Receive	M	0	1	3	8	4	9	25	33	32	33	17	
	F	0	0	0	0	0	1	1	3	2	5	4	
Vandalism	M	6	44	67	58	43	61	279	30	38	20	22	
	F	1	7	7	2	2	7	26	2	3	4	3	
Weapons-carrying, possession, etc...	M	0	3	8	3	14	36	64	40	48	46	48	
	F	0	0	0	0	1	1	2	3	2	2	1	
Prostitution & Commercialized Vice	M	0	0	0	0	0	5	5	3	15	25	19	
	F	0	1	10	7	18	54	90	151	220	233	215	
Other Sex Offenses	M	0	1	9	0	2	8	20	14	20	18	25	
	F	0	0	1	0	0	1	2	5	7	10	3	
Drug Abuse Violations	M	0	3	19	30	62	145	259	144	238	224	211	
	F	0	0	3	6	7	23	39	33	33	35	44	
Gambling	M	0	0	0	0	0	0	0	0	0	0	0	
	F	0	0	0	0	0	0	0	0	0	0	0	
Offenses Against Family & Children	M	0	0	1	0	0	0	1	15	10	13	8	
	F	0	0	0	0	0	0	0	3	1	3	5	
Driving Under the Influence	M	0	0	0	0	1	7	8	54	62	63	129	
	F	0	0	0	0	0	2	2	16	17	24	33	
Liquor Laws	M	0	1	24	35	89	213	362	136	268	199	100	
	F	0	3	14	21	32	61	131	36	49	43	19	
Drunkenness	M	0	0	0	0	0	0	0	0	0	0	0	
	F	0	0	0	0	0	0	0	0	1	0	0	
Disorderly Conduct	M	0	0	6	2	12	16	36	19	39	36	48	
	F	0	0	4	2	3	6	15	1	4	7	5	
Vagrancy	M	0	0	1	0	2	1	4	9	11	6	6	
	F	0	0	0	0	0	0	0	0	3	3	4	
All Other Offenses (except Traffic)	M	0	13	47	65	92	264	481	447	790	862	893	
	F	0	2	16	32	22	73	145	134	325	469	311	
Suspicion	M	0	0	0	0	0	0	0	0	0	0	0	
	F	0	0	0	0	0	0	0	0	0	0	0	
Curfew and Loitering Law Violations	M	1	23	199	291	413	914	1,841	0	0	0	0	
	F	0	13	127	125	243	356	864	0	0	0	0	
Runaway	M	0	0	0	0	0	0	0	0	0	0	0	
	F	0	0	0	0	0	0	0	0	0	0	0	
GRAND TOTAL			28	311	1,222	1,230	1,745	3,334	7,870	2,164	3,257	3,380	3,152

Las Vegas Metro PD Arrests By Offense and Age

22	23	24	25-29	30-34	35-39	40-44	45-49	50-54	55-59	60-64	over 64	Total >18	Grand Total
2	2	1	11	10	3	3	2	3	2	1	0	53	57
1	0	0	1	0	2	2	0	1	0	0	0	9	10
0	0	0	1	2	0	1	0	0	1	0	0	7	8
0	0	0	0	0	0	0	0	0	0	0	0	0	0
5	9	8	24	33	32	24	13	8	4	3	1	190	197
0	0	0	0	0	0	0	0	0	0	0	0	0	0
28	39	27	112	72	88	52	29	11	3	0	0	651	792
5	8	5	23	12	9	6	8	1	2	0	0	85	96
19	20	21	111	89	102	61	52	24	11	9	9	653	765
4	4	4	23	27	21	19	15	5	3	2	1	154	169
309	278	297	1,301	1,124	1,089	881	612	284	149	58	57	7,288	7,636
95	104	90	375	361	343	290	167	61	43	20	12	2,339	2,507
105	92	81	375	340	333	238	180	58	20	10	0	2,313	2,547
47	39	29	148	143	117	97	55	19	8	3	0	854	890
129	166	122	495	529	589	593	464	215	92	44	40	4,134	5,094
70	65	64	258	288	246	243	159	77	36	26	20	1,928	2,704
59	63	67	200	173	138	73	33	23	4	1	4	1,163	1,424
16	17	15	52	51	27	15	2	4	3	0	0	250	291
0	0	2	0	1	0	2	0	1	0	0	0	10	11
0	0	0	1	0	0	1	0	0	0	0	0	2	2
4	6	9	30	22	18	13	11	1	1	2	2	134	137
10	3	4	10	12	11	5	0	1	0	0	0	66	68
20	39	23	138	159	170	146	149	64	35	20	16	1,029	1,056
9	19	20	76	98	67	39	54	28	13	11	1	493	503
2	2	4	12	8	5	8	2	3	2	0	0	67	74
3	1	3	10	6	4	5	2	1	1	0	1	57	59
26	26	34	117	97	93	83	37	13	9	3	2	655	680
6	6	5	29	17	21	14	7	1	0	0	0	120	121
20	16	20	67	44	47	39	35	16	2	3	3	422	701
6	5	4	11	10	14	12	9	5	2	0	1	91	117
60	42	30	158	104	86	49	48	14	15	2	6	796	860
1	3	4	9	8	8	7	0	4	1	0	0	53	55
29	22	21	110	88	118	94	42	24	21	16	10	657	662
268	247	213	631	467	452	380	188	64	10	5	2	3,746	3,836
15	21	18	75	99	119	120	106	68	46	32	21	817	837
11	20	11	43	50	40	25	15	8	2	2	0	252	254
197	214	180	717	559	460	338	245	96	41	26	10	3,900	4,159
37	35	32	144	139	121	99	55	24	6	1	0	838	877
0	0	0	0	0	0	0	0	0	0	0	0	0	0
0	0	0	0	0	0	0	0	0	0	0	0	0	0
10	10	4	27	30	28	14	8	7	2	0	1	187	188
9	8	3	31	26	22	10	10	3	2	0	0	136	136
120	123	120	547	448	396	420	307	186	118	65	48	3,206	3,214
24	21	28	109	112	97	102	86	42	20	9	6	746	748
81	57	43	195	249	344	446	372	234	105	68	24	2,921	3,283
10	9	4	33	29	72	70	46	17	8	8	6	459	590
0	1	0	0	0	0	0	0	0	0	0	0	1	1
0	2	0	0	0	0	0	0	0	0	0	0	3	3
53	42	43	156	131	131	127	125	51	35	15	5	1,056	1,092
5	11	6	31	16	22	28	17	9	6	2	3	173	188
9	11	18	90	88	177	225	279	152	100	58	18	1,257	1,261
1	3	2	14	19	14	23	12	8	4	0	2	112	112
841	895	898	3,845	3,906	4,549	4,349	3,332	1,571	773	351	210	28,512	28,993
346	346	347	1,383	1,227	1,234	1,065	638	249	76	48	24	8,222	8,367
0	0	0	0	0	0	0	0	0	0	0	0	0	0
0	0	0	0	0	0	0	0	0	0	0	0	0	0
0	0	0	0	0	0	0	0	0	0	0	0	0	1,841
0	0	0	0	0	0	0	0	0	0	0	0	0	864
0	0	0	0	0	0	0	0	0	0	0	0	0	0
0	0	0	0	0	0	0	0	0	0	0	0	0	0
3,127	3,172	2,984	12,359	11,523	12,079	10,956	8,028	3,759	1,837	924	566	83,267	91,137

Lincoln Co SO Arrests By Offense and Age

OFFENSE	SEX	10 &												
		Under	11-12	13-14	15	16	17	Total <18	18	19	20	21		
Murder	M	0	0	0	0	0	0	0	0	0	0	0	0	0
	F	0	0	0	0	0	0	0	0	0	0	0	0	0
Manslaughter by Negligence	M	0	0	0	0	0	0	0	0	0	0	0	0	0
	F	0	0	0	0	0	0	0	0	0	0	0	0	0
Forcible Rape	M	0	0	0	0	0	0	0	0	0	0	0	0	0
	F	0	0	0	0	0	0	0	0	0	0	0	0	0
Robbery	M	0	0	0	0	0	0	0	0	0	0	0	0	0
	F	0	0	0	0	0	0	0	0	0	0	0	0	0
Aggravated Assault	M	0	0	0	0	0	0	0	0	0	0	0	0	0
	F	0	0	0	0	0	0	0	0	0	0	0	0	0
Other Assaults	M	0	0	0	0	0	0	0	0	0	0	1	0	0
	F	0	0	0	0	0	0	0	0	0	0	0	0	1
Burglary	M	4	0	2	2	1	1	10	1	0	0	1	0	0
	F	0	0	0	0	0	0	0	0	0	0	0	0	0
Larceny--Theft	M	0	0	1	0	0	2	3	1	0	0	0	0	0
	F	0	0	0	0	3	0	3	0	0	0	0	0	0
Motor Vehicle Theft	M	0	1	0	0	0	0	1	0	0	0	0	0	0
	F	0	0	0	0	0	0	0	0	0	0	0	0	0
Arson	M	0	0	0	0	0	0	0	0	0	0	0	0	0
	F	0	0	0	0	0	0	0	0	0	0	0	0	0
Forgery & Counterfeiting	M	0	0	0	0	0	0	0	0	0	0	0	0	0
	F	0	0	0	0	0	0	0	0	0	0	0	0	0
Fraud	M	0	0	0	0	0	0	0	0	0	0	0	0	0
	F	0	0	0	0	0	0	0	0	0	0	0	0	0
Embezzlement	M	0	0	0	0	0	0	0	0	0	0	0	0	0
	F	0	0	0	0	0	0	0	0	0	0	0	0	0
Stolen Property-Buy, Possess, Receive	M	0	0	0	0	0	0	0	0	0	0	0	0	0
	F	0	0	0	0	0	0	0	0	0	0	0	0	0
Vandalism	M	0	0	0	0	0	0	0	0	0	0	0	0	0
	F	0	0	0	0	0	0	0	0	0	0	0	0	0
Weapons-carrying, possession, etc...	M	0	0	0	0	0	0	0	0	0	0	0	0	0
	F	0	0	0	0	0	0	0	0	0	0	0	0	0
Prostitution & Commercialized Vice	M	0	0	0	0	0	0	0	0	0	0	0	0	0
	F	0	0	0	0	0	0	0	0	0	0	0	0	0
Other Sex Offenses	M	0	0	0	0	0	0	0	0	0	0	0	0	0
	F	0	0	0	0	0	0	0	0	0	0	0	0	0
Drug Abuse Violations	M	0	0	0	1	0	0	1	0	1	0	1	0	0
	F	0	0	0	0	1	0	1	0	0	0	0	0	0
Gambling	M	0	0	0	0	0	0	0	0	0	0	0	0	0
	F	0	0	0	0	0	0	0	0	0	0	0	0	0
Offenses Against Family & Children	M	0	0	0	0	0	0	0	0	0	0	0	0	0
	F	0	0	0	0	0	0	0	0	0	0	0	0	0
Driving Under the Influence	M	0	0	0	0	0	0	0	0	0	0	0	0	0
	F	0	0	0	0	0	0	0	0	0	0	0	0	0
Liquor Laws	M	0	0	0	0	0	0	0	2	1	0	0	0	0
	F	0	0	0	0	0	0	0	0	0	0	0	0	0
Drunkenness	M	1	0	0	0	0	0	1	0	0	0	0	0	0
	F	0	0	0	0	0	0	0	0	0	0	0	0	0
Disorderly Conduct	M	0	0	0	0	0	0	0	0	0	0	0	0	0
	F	0	0	0	0	0	0	0	0	0	0	0	0	0
Vagrancy	M	0	0	0	0	0	0	0	0	0	0	0	0	0
	F	0	0	0	0	0	0	0	0	0	0	0	0	0
All Other Offenses (except Traffic)	M	0	0	0	0	0	0	0	1	1	2	0	0	0
	F	0	0	0	0	0	0	0	1	0	0	0	0	0
Suspicion	M	0	0	0	0	0	0	0	0	0	0	0	0	0
	F	0	0	0	0	0	0	0	0	0	0	0	0	0
Curfew and Loitering Law Violations	M	0	0	0	0	0	0	0	0	0	0	0	0	0
	F	0	0	0	0	0	0	0	0	0	0	0	0	0
Runaway	M	0	0	0	0	0	0	0	0	0	0	0	0	0
	F	0	0	0	0	0	0	0	0	0	0	0	0	0
GRAND TOTAL		5	1	3	3	5	3	20	6	3	4	1		

Lincoln Co SO Arrests By Offense and Age

22	23	24	25-29	30-34	35-39	40-44	45-49	50-54	55-59	60-64	over 64	Total >18	Grand Total
0	0	0	0	0	0	0	0	0	0	0	0	0	0
0	0	0	0	0	0	0	0	0	0	0	0	0	0
0	0	0	0	0	0	0	0	0	0	0	0	0	0
0	0	0	0	0	0	0	0	0	0	0	0	0	0
0	0	0	0	0	0	0	0	0	0	0	0	0	0
0	0	0	0	0	0	0	0	0	0	0	0	0	0
0	0	0	0	0	0	0	0	0	0	0	0	0	0
0	0	1	1	0	0	0	2	0	0	0	2	7	7
0	0	0	0	0	0	1	0	0	0	0	0	2	2
0	0	0	0	0	0	1	0	0	0	0	0	3	13
0	0	0	0	1	0	0	0	0	0	0	0	1	1
0	0	0	0	0	0	0	0	0	0	0	0	1	4
0	0	0	0	0	0	0	0	0	0	0	0	0	3
0	0	0	0	1	0	1	0	0	0	0	0	2	3
0	0	0	0	0	0	0	0	0	0	0	0	0	0
0	0	0	0	0	0	0	0	0	0	0	0	0	0
0	0	0	1	0	0	0	0	0	0	0	0	1	1
0	0	0	0	0	0	0	0	0	0	0	0	0	0
0	0	0	0	0	0	0	0	0	0	0	0	0	0
0	0	0	0	0	0	0	0	0	0	0	0	0	0
0	0	0	0	0	0	0	0	0	0	0	0	0	0
0	0	0	0	0	0	0	0	0	0	0	0	0	0
0	0	0	0	0	0	0	0	0	0	0	0	0	0
0	0	0	0	0	0	0	0	0	0	0	0	0	0
1	0	0	0	0	0	0	0	0	0	0	0	1	1
0	0	0	0	0	0	0	0	0	0	0	0	0	0
0	0	0	0	0	0	0	0	0	0	0	0	0	0
0	0	0	0	0	0	0	0	0	0	0	0	0	0
0	0	0	0	0	0	0	0	0	0	0	0	0	0
0	0	0	0	0	0	0	0	0	0	0	0	0	0
0	0	0	0	0	0	0	0	0	0	0	0	0	0
0	0	0	0	0	0	0	0	0	0	0	0	0	0
0	0	0	0	0	0	0	0	0	0	0	0	0	0
1	0	0	1	0	1	1	0	0	0	0	0	5	6
1	0	0	0	1	0	1	0	0	0	0	0	3	4
0	0	0	0	0	0	0	0	0	0	0	0	0	0
0	0	0	0	0	0	0	0	0	0	0	0	0	0
0	0	0	0	0	0	0	0	0	0	0	0	0	0
2	0	0	0	2	0	1	4	1	0	1	2	13	13
0	0	0	3	0	1	0	1	0	0	0	0	5	5
0	0	1	0	0	0	1	0	0	0	0	0	5	5
0	0	0	0	0	0	0	0	0	0	0	0	0	0
0	1	0	2	0	0	0	1	0	0	0	0	4	5
0	0	0	0	1	0	0	0	1	0	0	0	2	2
0	0	0	0	0	0	0	0	0	0	0	0	0	0
0	0	0	0	0	0	0	0	0	0	0	0	0	0
0	0	0	0	0	0	0	0	0	0	0	0	0	0
0	0	0	0	0	0	0	0	0	0	0	0	0	0
0	0	1	1	1	4	2	1	1	1	1	0	16	16
0	0	1	0	0	1	1	0	0	0	0	0	4	4
0	0	0	0	0	1	0	0	0	0	0	0	1	1
0	0	0	0	0	0	0	0	0	0	0	0	0	0
0	0	0	0	0	0	0	0	0	0	0	0	0	0
0	0	0	0	0	0	0	0	0	0	0	0	0	0
0	0	0	0	0	0	0	0	0	0	0	0	0	0
5	1	4	9	7	8	10	9	3	1	1	4	76	96

Loveloek PD Arrests By Offense and Age

OFFENSE	SEX	10 &							Total <18	18	19	20	21
		Under	11-12	13-14	15	16	17						
Murder	M	0	0	0	0	0	0	0	0	0	0	0	
	F	0	0	0	0	0	0	0	0	0	0	0	
Manslaughter by Negligence	M	0	0	0	0	0	0	0	0	0	0	0	
	F	0	0	0	0	0	0	0	0	0	0	0	
Forcible Rape	M	0	0	0	0	0	0	0	0	0	0	0	
	F	0	0	0	0	0	0	0	0	0	0	0	
Robbery	M	0	0	0	0	0	0	0	0	0	0	0	
	F	0	0	0	0	0	0	0	0	0	0	0	
Aggravated Assault	M	0	0	0	0	0	0	0	0	0	0	0	
	F	0	0	0	0	0	0	0	0	0	0	0	
Other Assaults	M	1	0	0	0	0	1	2	0	0	0	0	
	F	0	2	1	1	1	1	6	0	0	0	0	
Burglary	M	0	0	0	1	0	0	1	0	0	0	0	
	F	0	0	0	0	0	0	0	0	0	0	0	
Larceny--Theft	M	0	0	0	1	0	0	1	0	0	0	0	
	F	0	0	0	0	0	0	0	0	0	0	0	
Motor Vehicle Theft	M	0	0	0	0	0	0	0	0	0	0	0	
	F	0	0	0	0	0	0	0	0	0	0	0	
Arson	M	0	0	0	0	0	0	0	0	0	0	0	
	F	0	0	0	0	0	0	0	0	0	0	0	
Forgery & Counterfeiting	M	0	0	0	0	0	0	0	0	0	0	0	
	F	0	0	0	0	0	0	0	0	0	0	0	
Fraud	M	0	0	0	0	0	0	0	0	0	0	0	
	F	0	0	0	0	0	0	0	0	0	0	0	
Embezzlement	M	0	0	0	0	0	0	0	0	0	0	0	
	F	0	0	0	0	0	0	0	0	0	0	0	
Stolen Property-Buy, Possess, Receive	M	0	0	0	0	0	1	1	0	0	0	0	
	F	0	0	0	0	0	0	0	0	0	0	0	
Vandalism	M	0	0	0	1	0	0	1	0	0	0	0	
	F	0	0	0	0	0	0	0	0	0	0	0	
Weapons-carrying, possession, etc...	M	0	0	0	0	0	0	0	0	0	0	0	
	F	0	0	0	0	0	0	0	0	0	0	0	
Prostitution & Commercialized Vice	M	0	0	0	0	0	0	0	0	0	0	0	
	F	0	0	0	0	0	0	0	0	0	0	0	
Other Sex Offenses	M	0	0	0	0	0	0	0	0	0	0	0	
	F	0	0	0	0	0	0	0	0	0	0	0	
Drug Abuse Violations	M	0	0	0	1	0	0	1	0	0	0	0	
	F	0	0	0	0	0	0	0	0	0	0	0	
Gambling	M	0	0	0	0	0	0	0	0	0	0	0	
	F	0	0	0	0	0	0	0	0	0	0	0	
Offenses Against Family & Children	M	0	0	0	0	0	0	0	0	0	0	0	
	F	0	0	0	0	0	0	0	0	0	0	0	
Driving Under the Influence	M	0	0	0	0	0	0	0	2	0	0	1	
	F	0	0	0	0	0	0	0	0	0	0	0	
Liquor Laws	M	0	0	2	3	3	6	14	9	4	3	1	
	F	0	0	1	1	0	0	2	1	1	0	0	
Drunkenness	M	0	0	0	0	0	0	0	0	0	0	0	
	F	0	0	0	0	0	0	0	0	0	0	0	
Disorderly Conduct	M	0	0	0	0	0	0	0	0	0	0	0	
	F	0	0	0	0	0	0	0	0	0	0	0	
Vagrancy	M	0	0	0	0	0	0	0	0	0	0	0	
	F	0	0	0	0	0	0	0	0	0	0	0	
All Other Offenses (except Traffic)	M	0	0	1	0	1	0	2	1	1	0	1	
	F	0	0	0	0	1	0	1	0	0	1	0	
Suspicion	M	0	0	0	0	0	0	0	0	0	0	0	
	F	0	0	0	0	0	0	0	0	0	0	0	
Curfew and Loitering Law Violations	M	0	0	0	0	0	0	0	0	0	0	0	
	F	0	0	0	0	0	0	0	0	0	0	0	
Runaway	M	0	0	0	0	0	0	0	0	0	0	0	
	F	0	0	0	0	0	0	0	0	0	0	0	
GRAND TOTAL		1	2	5	9	6	9	32	13	6	4	3	

Lyon Co SO Arrests By Offense and Age

OFFENSE	SEX	10 &							Total <18	18	19	20	21
		Under	11-12	13-14	15	16	17						
Murder	M	0	0	0	0	0	0	0	0	0	0	0	
	F	0	0	0	0	0	0	0	0	0	0	0	
Manslaughter by Negligence	M	0	0	0	0	0	0	0	0	0	0	0	
	F	0	0	0	0	0	0	0	0	0	0	0	
Forcible Rape	M	0	0	0	0	0	0	0	0	0	0	0	
	F	0	0	0	0	0	0	0	0	0	0	0	
Robbery	M	0	0	0	0	0	0	0	0	0	0	0	
	F	0	0	0	0	0	0	0	0	0	0	0	
Aggravated Assault	M	0	0	0	0	0	0	0	0	0	0	1	
	F	0	0	0	0	0	0	0	0	0	0	0	
Other Assaults	M	0	0	0	0	0	0	0	0	3	0	3	
	F	0	0	0	0	0	0	0	0	1	0	0	
Burglary	M	0	0	0	0	0	0	0	2	2	0	0	
	F	0	0	0	0	0	0	0	0	0	0	0	
Larceny--Theft	M	0	0	0	0	0	0	0	0	0	0	0	
	F	0	0	0	0	0	0	0	0	0	0	0	
Motor Vehicle Theft	M	0	0	0	0	0	0	0	0	0	0	0	
	F	0	0	0	0	0	0	0	0	0	0	0	
Arson	M	0	0	0	0	0	0	0	0	0	0	0	
	F	0	0	0	0	0	0	0	0	0	0	0	
Forgery & Counterfeiting	M	0	0	0	0	0	0	0	1	0	0	0	
	F	0	0	0	0	0	0	0	0	0	0	0	
Fraud	M	0	0	0	0	0	0	0	0	0	0	0	
	F	0	0	0	0	0	0	0	0	0	0	0	
Embezzlement	M	0	0	0	0	0	0	0	0	0	0	0	
	F	0	0	0	0	0	0	0	0	0	0	0	
Stolen Property-Buy, Possess, Receive	M	0	0	0	0	0	0	0	2	1	0	0	
	F	0	0	0	0	0	0	0	0	0	0	0	
Vandalism	M	0	0	0	0	0	0	0	0	0	0	0	
	F	0	0	0	0	0	0	0	0	0	0	0	
Weapons-carrying, possession, etc...	M	0	0	0	0	0	0	0	0	0	0	0	
	F	0	0	0	0	0	0	0	0	0	0	0	
Prostitution & Commercialized Vice	M	0	0	0	0	0	0	0	0	0	0	0	
	F	0	0	0	0	0	0	0	0	0	0	0	
Other Sex Offenses	M	0	0	0	0	0	0	0	0	0	2	0	
	F	0	0	0	0	0	0	0	0	0	0	0	
Drug Abuse Violations	M	0	0	0	0	0	0	0	5	8	6	6	
	F	0	0	0	0	0	0	0	0	2	1	2	
Gambling	M	0	0	0	0	0	0	0	0	0	0	0	
	F	0	0	0	0	0	0	0	0	0	0	0	
Offenses Against Family & Children	M	0	0	0	0	0	0	0	2	0	2	3	
	F	0	0	0	0	0	0	0	0	0	1	0	
Driving Under the Influence	M	0	0	0	0	0	0	0	2	4	9	4	
	F	0	0	0	0	0	0	0	0	0	0	3	
Liquor Laws	M	0	0	0	0	0	0	0	3	3	3	0	
	F	0	0	0	0	0	0	0	1	0	0	0	
Drunkenness	M	0	0	0	0	0	0	0	0	0	0	0	
	F	0	0	0	0	0	0	0	0	0	0	0	
Disorderly Conduct	M	0	0	0	0	0	0	0	0	0	0	0	
	F	0	0	0	0	0	0	0	0	0	0	0	
Vagrancy	M	0	0	0	0	0	0	0	0	0	0	0	
	F	0	0	0	0	0	0	0	0	0	0	0	
All Other Offenses (except Traffic)	M	0	0	0	0	0	0	0	10	27	19	25	
	F	0	0	0	0	0	0	0	3	7	3	4	
Suspicion	M	0	0	0	0	0	0	0	0	0	0	0	
	F	0	0	0	0	0	0	0	0	0	0	0	
Curfew and Loitering Law Violations	M	0	0	0	0	0	0	0	0	0	0	0	
	F	0	0	0	0	0	0	0	0	0	0	0	
Runaway	M	0	0	0	0	0	0	0	0	0	0	0	
	F	0	0	0	0	0	0	0	0	0	0	0	
		0	0	0	0	0	0	0	31	58	46	51	

*Lyon County Sheriff's Office does not report juvenile arrests

Lyon Co SO Arrests By Offense and Age

22	23	24	25-29	30-34	35-39	40-44	45-49	50-54	55-59	60-64	over 64	Total >18	Grand Total
0	0	0	0	0	0	0	0	0	0	0	0	0	0
0	0	0	0	0	0	0	0	0	0	0	0	0	0
0	0	0	1	0	0	0	0	0	0	0	0	1	1
0	0	0	0	0	0	0	0	0	0	0	0	0	0
0	0	0	0	0	0	0	0	0	0	0	0	0	0
0	0	0	0	1	0	0	0	0	0	0	0	1	1
0	0	0	0	0	0	0	0	0	0	0	0	0	0
0	0	0	0	0	0	0	1	0	0	0	0	2	2
0	0	0	0	0	0	0	0	0	0	0	0	0	0
2	4	1	3	4	3	1	1	1	0	0	0	26	26
0	0	0	1	1	1	3	0	0	0	0	0	7	7
0	1	0	2	1	0	1	1	0	0	0	0	10	10
0	0	0	0	0	0	0	0	0	0	0	0	0	0
0	0	0	1	2	0	0	0	0	0	0	0	3	3
0	0	0	0	0	0	0	0	0	0	0	0	0	0
0	0	0	1	0	0	0	0	0	0	0	0	1	1
0	0	0	0	0	0	0	0	0	0	0	0	0	0
0	0	0	0	0	0	0	0	0	0	0	0	0	0
0	0	0	1	0	0	0	0	0	0	0	0	1	1
0	0	0	0	0	0	0	0	0	0	0	0	0	0
0	0	0	0	0	0	0	0	0	0	0	0	0	0
0	0	0	0	1	0	0	0	0	0	0	0	1	1
0	0	0	0	0	0	0	0	0	0	0	0	0	0
0	0	0	0	0	0	1	0	0	0	0	0	1	1
2	0	0	0	1	0	0	0	0	0	0	0	6	6
0	0	0	0	0	0	0	0	0	1	0	0	1	1
0	0	0	0	0	0	1	1	0	0	0	0	2	2
0	0	0	0	0	0	0	0	0	0	0	0	0	0
0	0	0	0	2	1	1	0	1	0	0	1	6	6
0	0	0	0	0	0	0	0	0	0	0	0	0	0
0	0	0	0	0	0	0	0	0	0	0	0	0	0
0	0	0	0	0	0	0	0	0	0	0	0	0	0
0	0	0	2	2	0	1	0	2	2	0	0	11	11
0	0	0	0	0	0	0	0	0	0	0	0	0	0
3	8	3	12	9	8	10	4	5	1	2	0	90	90
1	1	0	6	8	7	7	4	4	0	0	0	43	43
0	0	0	0	0	0	0	0	0	0	0	0	0	0
0	0	0	0	0	0	0	0	0	0	0	0	0	0
0	3	4	5	12	22	11	9	5	2	1	2	83	83
0	1	0	4	6	5	7	3	0	0	0	0	27	27
7	5	1	18	15	27	27	26	15	6	6	2	174	174
1	2	0	2	4	6	3	8	4	1	3	1	38	38
1	0	0	0	0	0	0	1	0	0	0	0	11	11
0	0	0	0	0	0	0	0	0	0	0	0	0	0
0	0	0	0	0	0	0	0	0	0	0	0	0	0
0	0	0	0	0	0	0	0	0	0	0	0	0	0
0	0	0	0	0	0	0	0	0	0	0	0	0	0
0	0	0	0	0	0	0	1	0	1	0	0	2	2
0	0	0	0	0	0	0	0	0	0	0	0	0	0
20	27	16	49	65	49	56	31	22	11	5	3	435	435
12	7	7	32	22	17	19	8	5	0	1	0	147	147
0	0	0	0	0	0	0	0	0	0	0	0	0	0
0	0	0	0	0	0	0	0	0	0	0	0	0	0
0	0	0	0	0	0	0	0	0	0	0	0	0	0
0	0	0	0	0	0	0	0	0	0	0	0	0	0
0	0	0	0	0	0	0	0	0	0	0	0	0	0
0	0	0	0	0	0	0	0	0	0	0	0	0	0
49	59	32	140	156	146	149	99	64	25	18	9	1,132	1,132

*Lyon County Sheriff's Office does not report juvenile arrests

Mesquite PD Arrests By Offense and Age

OFFENSE	SEX	10 & Under							Total <18	18	19	20	21
		10 & Under	11-12	13-14	15	16	17						
Murder	M	0	0	0	0	0	0	0	0	0	0	0	
	F	0	0	0	0	0	0	0	0	0	0	0	
Manslaughter by Negligence	M	0	0	0	0	0	0	0	0	0	0	0	
	F	0	0	0	0	0	0	0	0	0	0	0	
Forcible Rape	M	0	0	0	0	0	0	0	0	0	0	0	
	F	0	0	0	0	0	0	0	0	0	0	0	
Robbery	M	0	0	0	0	0	0	0	0	1	1	0	
	F	0	0	0	0	0	0	0	0	0	0	0	
Aggravated Assault	M	0	0	1	1	2	1	5	0	0	0	0	
	F	0	0	0	0	0	0	0	0	0	0	0	
Other Assaults	M	0	0	3	2	3	2	10	6	3	2	4	
	F	0	1	4	2	0	2	9	0	1	4	0	
Burglary	M	0	0	2	0	0	0	2	1	0	1	1	
	F	0	0	0	0	0	0	0	0	0	0	0	
Larceny--Theft	M	0	0	3	1	3	2	9	3	2	0	2	
	F	0	0	2	3	1	0	6	0	0	0	0	
Motor Vehicle Theft	M	0	0	0	0	0	0	0	0	0	0	0	
	F	0	0	0	0	0	0	0	0	0	0	0	
Arson	M	0	0	0	0	0	0	0	0	0	0	0	
	F	0	0	0	0	0	0	0	0	0	0	0	
Forgery & Counterfeiting	M	0	0	0	0	1	1	2	0	0	0	0	
	F	0	0	0	0	0	0	0	0	0	0	0	
Fraud	M	0	0	0	0	0	1	1	4	5	6	0	
	F	0	0	0	0	0	0	0	0	2	2	0	
Embezzlement	M	0	0	0	0	0	0	0	0	0	0	0	
	F	0	0	0	0	0	0	0	0	0	0	0	
Stolen Property-Buy, Possess, Receive	M	0	2	1	0	0	0	3	0	0	0	2	
	F	0	0	0	0	0	0	0	0	1	0	0	
Vandalism	M	0	2	5	0	2	1	10	1	2	0	4	
	F	0	0	2	1	2	1	6	0	0	0	0	
Weapons-carrying, possession, etc...	M	0	0	1	0	0	1	2	1	0	0	1	
	F	0	0	0	0	0	0	0	0	0	0	0	
Prostitution & Commercialized Vice	M	0	0	0	0	0	0	0	0	0	0	0	
	F	0	0	0	0	0	0	0	0	0	0	0	
Other Sex Offenses	M	0	0	0	0	0	0	0	0	1	0	0	
	F	0	0	0	0	0	0	0	0	0	0	0	
Drug Abuse Violations	M	0	0	4	3	5	6	18	9	8	4	5	
	F	0	0	1	0	0	0	1	1	3	1	0	
Gambling	M	0	0	0	0	0	0	0	4	10	9	0	
	F	0	0	0	0	1	0	1	1	2	3	0	
Offenses Against Family & Children	M	0	0	0	0	0	0	0	0	0	0	0	
	F	0	0	0	0	0	0	0	0	0	0	0	
Driving Under the Influence	M	0	0	0	0	1	2	3	1	5	2	1	
	F	0	0	0	0	0	0	0	0	0	0	0	
Liquor Laws	M	0	2	4	8	10	7	31	29	11	13	2	
	F	0	0	4	3	4	1	12	6	2	1	0	
Drunkenness	M	0	0	0	0	0	0	0	0	0	0	0	
	F	0	0	0	0	0	0	0	0	0	0	0	
Disorderly Conduct	M	0	0	0	0	1	2	3	2	0	1	4	
	F	0	0	0	0	0	0	0	0	0	0	0	
Vagrancy	M	0	0	0	0	0	0	0	0	1	0	0	
	F	0	0	0	0	0	0	0	0	0	0	0	
All Other Offenses (except Traffic)	M	0	0	4	7	1	1	13	3	2	1	6	
	F	0	0	1	2	1	2	6	0	0	0	0	
Suspicion	M	0	0	0	0	0	0	0	0	0	0	0	
	F	0	0	0	0	0	0	0	0	0	0	0	
Curfew and Loitering Law Violations	M	0	0	0	2	5	7	14	0	0	0	0	
	F	0	0	11	6	2	2	21	0	0	0	0	
Runaway	M	0	0	0	0	0	0	0	0	0	0	0	
	F	0	0	0	0	0	0	0	0	0	0	0	
GRAND TOTAL			0	7	53	41	45	42	188	73	62	50	32

Mesquite PD Arrests By Offense and Age

22	23	24	25-29	30-34	35-39	40-44	45-49	50-54	55-59	60-64	over 64	Total >18	Grand Total
0	0	0	0	0	0	0	0	0	0	0	0	0	0
0	0	0	0	0	0	0	0	0	0	0	0	0	0
0	0	0	0	0	0	0	0	0	0	0	0	0	0
0	0	0	0	0	0	0	0	0	0	0	0	0	0
0	0	0	0	0	0	0	0	0	0	0	0	0	0
0	0	0	0	0	1	0	0	0	0	0	0	3	3
0	0	0	0	0	0	0	0	0	0	0	0	0	0
0	1	0	0	0	1	0	0	0	0	0	0	2	7
0	0	0	0	0	0	1	1	0	0	0	0	2	2
3	1	3	14	14	17	8	14	2	3	3	2	99	109
1	0	2	6	11	1	7	0	5	2	0	0	40	49
0	1	0	3	4	0	3	0	1	0	0	0	15	17
0	0	0	0	1	0	0	0	0	0	0	0	1	1
2	3	2	6	2	1	0	0	0	0	1	0	24	33
1	0	1	1	0	1	2	0	0	0	0	0	6	12
0	0	0	0	1	0	0	0	0	0	0	0	1	1
0	0	0	0	0	0	0	0	0	0	0	0	0	0
0	0	0	0	0	0	0	0	0	0	0	0	0	0
0	0	0	0	2	0	0	0	0	0	0	0	2	4
0	0	0	0	2	0	0	0	0	0	0	0	2	2
0	0	0	4	1	0	1	0	0	0	0	0	21	22
0	0	0	2	1	0	0	0	1	0	0	0	8	8
0	0	0	0	0	0	0	0	0	0	0	0	0	0
0	0	0	0	0	0	0	0	0	0	0	0	0	0
0	1	0	2	2	0	0	0	0	0	0	0	7	10
1	0	1	0	0	0	0	1	0	0	0	0	4	4
2	1	0	0	0	1	0	0	0	0	0	0	11	21
0	2	0	0	1	0	0	0	0	0	0	0	3	9
0	2	0	1	0	0	0	0	0	0	0	0	5	7
0	0	0	0	0	0	0	0	0	0	0	0	0	0
0	0	0	0	0	0	0	0	0	0	0	0	0	0
0	0	0	0	0	0	0	0	0	0	0	0	0	0
0	0	0	0	0	1	0	0	0	0	0	0	2	2
0	0	0	0	0	0	0	0	0	0	0	0	0	0
3	6	2	11	7	11	8	6	4	3	1	0	88	106
2	0	0	3	4	8	1	0	0	0	0	0	23	24
0	0	0	0	0	0	0	0	0	0	0	0	23	23
0	0	0	0	0	0	0	0	0	0	0	0	6	7
0	0	1	1	0	1	1	0	0	0	0	0	4	4
0	1	0	1	1	1	0	0	2	0	0	0	6	6
3	3	5	18	10	8	24	10	7	7	5	1	110	113
0	1	1	4	6	4	4	3	2	1	0	0	26	26
3	4	0	1	3	1	2	0	0	0	0	0	69	100
0	0	0	0	1	0	2	0	0	0	0	0	12	24
0	0	0	0	0	0	0	0	0	0	0	0	0	0
0	0	0	0	0	0	0	0	0	0	0	0	0	0
7	5	1	13	7	8	3	1	1	0	3	2	58	61
0	0	1	0	0	0	0	1	0	0	0	0	2	2
0	0	1	1	0	0	0	0	0	0	0	0	3	3
0	0	0	0	0	0	0	0	0	0	0	0	0	0
2	7	6	16	10	8	5	4	5	2	1	5	83	96
0	2	1	9	6	4	4	1	2	1	0	0	30	36
0	0	0	0	0	0	0	0	0	0	0	0	0	0
0	0	0	0	0	0	0	0	0	0	0	0	0	0
0	0	0	0	0	0	0	0	0	0	0	0	0	14
0	0	0	0	0	0	0	0	0	0	0	0	0	21
0	0	0	0	0	0	0	0	0	0	0	0	0	0
0	0	0	0	0	0	0	0	0	0	0	0	0	0
30	41	28	117	97	78	76	42	32	19	14	10	801	989

Mineral Co SO Arrests By Offense and Age

OFFENSE	SEX	10 &							Total <18	18	19	20	21
		Under	11-12	13-14	15	16	17						
Murder	M	0	0	0	0	0	0	0	0	0	0	0	
	F	0	0	0	0	0	0	0	0	0	0	0	
Manslaughter by Negligence	M	0	0	0	0	0	0	0	0	0	0	0	
	F	0	0	0	0	0	0	0	0	0	0	0	
Forcible Rape	M	0	0	0	0	0	0	0	0	0	0	0	
	F	0	0	0	0	0	0	0	0	0	0	0	
Robbery	M	0	0	0	0	0	0	0	0	0	0	0	
	F	0	0	0	0	0	0	0	0	0	0	0	
Aggravated Assault	M	0	0	0	0	0	0	0	0	0	0	0	
	F	0	0	0	0	0	0	0	0	0	0	0	
Other Assaults	M	0	1	2	1	2	3	9	2	2	0	2	
	F	2	1	0	0	0	0	3	0	0	0	2	
Burglary	M	0	1	0	2	0	0	3	0	0	0	0	
	F	0	0	0	0	0	0	0	0	0	0	0	
Larceny--Theft	M	0	0	2	0	0	0	2	0	1	0	0	
	F	0	0	0	0	0	0	0	0	0	0	0	
Motor Vehicle Theft	M	0	0	0	0	1	1	2	0	0	0	0	
	F	0	0	0	0	0	0	0	0	0	0	0	
Arson	M	0	0	0	0	0	0	0	0	0	0	0	
	F	0	0	0	0	0	0	0	0	0	0	0	
Forgery & Counterfeiting	M	0	0	0	0	0	0	0	0	0	0	0	
	F	0	0	0	0	0	0	0	0	0	0	0	
Fraud	M	0	0	0	0	0	0	0	0	0	0	0	
	F	0	0	0	0	0	0	0	0	0	0	0	
Embezzlement	M	0	0	0	0	0	0	0	0	0	0	0	
	F	0	0	0	0	0	0	0	1	0	0	0	
Stolen Property-Buy, Possess, Receive	M	0	0	0	0	0	0	0	0	0	0	0	
	F	0	0	0	0	0	0	0	0	0	0	0	
Vandalism	M	0	0	0	0	0	0	0	0	0	0	0	
	F	0	0	0	0	0	0	0	0	0	0	0	
Weapons-carrying, possession, etc...	M	0	0	0	0	0	0	0	0	0	0	0	
	F	0	0	0	0	0	0	0	0	0	0	0	
Prostitution & Commercialized Vice	M	0	0	0	0	0	0	0	0	0	0	0	
	F	0	0	0	0	0	0	0	0	0	0	0	
Other Sex Offenses	M	1	0	2	0	3	0	6	1	2	0	0	
	F	0	0	0	0	0	0	0	0	0	0	0	
Drug Abuse Violations	M	0	0	3	0	2	1	6	0	0	0	1	
	F	0	1	2	1	0	0	4	2	0	1	0	
Gambling	M	0	0	0	0	0	0	0	0	0	0	0	
	F	0	0	0	0	0	0	0	0	0	0	0	
Offenses Against Family & Children	M	0	0	0	0	0	0	0	0	0	0	0	
	F	0	0	0	0	0	0	0	0	0	0	0	
Driving Under the Influence	M	0	0	0	0	0	0	0	1	0	0	1	
	F	0	0	0	0	0	0	0	0	0	0	0	
Liquor Laws	M	0	0	0	4	1	0	5	4	2	1	0	
	F	0	0	1	1	1	0	3	0	0	1	0	
Drunkenness	M	0	0	1	0	0	0	1	0	0	0	0	
	F	0	0	0	0	0	0	0	0	0	0	0	
Disorderly Conduct	M	0	0	0	0	0	0	0	1	0	0	1	
	F	0	0	0	0	0	0	0	0	0	0	0	
Vagrancy	M	0	0	0	0	0	0	0	0	0	0	0	
	F	0	0	0	0	0	0	0	0	0	0	0	
All Other Offenses (except Traffic)	M	0	1	0	1	1	2	5	2	4	3	2	
	F	0	2	3	1	1	1	8	1	0	0	0	
Suspicion	M	0	0	0	0	0	0	0	0	0	0	0	
	F	0	0	0	0	0	0	0	0	0	0	0	
Curfew and Loitering Law Violations	M	0	2	1	0	3	0	6	0	0	0	0	
	F	0	0	1	1	0	0	2	0	0	0	0	
Runaway	M	0	0	0	0	0	0	0	0	0	0	0	
	F	0	0	0	0	0	0	0	0	0	0	0	
GRAND TOTAL			3	9	18	12	15	8	65	15	11	6	9

Mineral Co SO Arrests By Offense and Age

22	23	24	25-29	30-34	35-39	40-44	45-49	50-54	55-59	60-64	over 64	Total >18	Grand Total
0	0	0	0	0	0	0	0	0	0	0	0	0	0
0	0	0	0	0	0	0	0	0	0	0	0	0	0
0	0	0	0	0	0	0	0	0	0	0	0	0	0
0	0	0	0	0	0	0	0	0	0	0	0	0	0
0	0	0	0	0	0	0	0	0	0	0	0	0	0
0	0	0	0	0	0	0	0	0	0	0	0	0	0
0	0	0	0	0	0	0	0	0	0	0	0	0	0
0	0	0	0	0	0	0	0	0	0	0	0	0	0
0	0	0	0	0	0	0	0	0	0	0	0	0	0
0	0	0	0	2	7	3	0	1	1	0	1	21	30
0	0	0	1	5	0	1	0	0	0	0	0	9	12
1	0	0	0	0	0	1	0	0	0	0	0	2	5
0	0	0	0	0	0	0	1	0	0	0	0	1	1
0	0	0	1	0	1	0	1	0	0	0	0	4	6
1	0	0	0	0	0	1	0	0	0	0	0	2	2
0	0	0	0	0	0	0	0	0	0	0	0	0	2
0	0	0	0	0	0	0	0	0	0	0	0	0	0
0	0	0	0	0	0	0	0	0	0	0	0	0	0
0	0	0	0	0	0	0	0	0	0	0	0	0	0
0	0	0	0	0	0	0	0	0	0	0	0	0	0
0	0	0	0	0	0	0	0	0	0	0	0	0	0
0	0	0	0	0	0	0	0	0	0	0	0	0	0
0	0	0	0	0	0	0	0	0	0	0	0	0	0
0	0	0	0	0	0	0	0	0	0	0	0	0	0
0	0	0	0	0	0	0	0	0	0	0	0	0	0
0	0	0	0	0	0	0	0	0	0	0	0	0	0
0	0	0	0	0	0	0	0	0	0	0	0	0	0
0	0	0	0	0	0	0	0	0	0	0	0	0	0
1	0	0	0	0	0	2	0	0	0	0	0	3	3
0	0	0	0	0	0	0	0	0	0	0	0	0	0
0	0	0	0	0	0	0	0	0	0	0	0	0	0
0	0	0	0	0	0	0	0	0	0	0	0	0	0
0	0	0	0	0	0	0	0	1	0	0	0	1	1
0	0	0	0	0	0	0	0	0	0	1	0	1	1
0	0	0	0	0	0	0	0	0	0	0	0	0	0
0	0	0	0	0	0	0	0	0	0	0	0	0	0
0	0	2	0	0	1	1	0	0	0	0	0	7	13
0	0	0	0	0	0	0	0	0	0	0	0	0	0
0	0	0	0	1	1	0	1	1	0	0	0	5	11
1	0	0	2	3	0	2	1	1	0	0	0	13	17
0	0	0	0	0	0	0	0	0	0	0	0	0	0
0	0	0	0	0	0	0	0	0	0	0	0	0	0
0	0	0	0	0	0	0	0	0	0	0	0	0	0
0	0	0	0	0	1	0	0	0	0	0	0	1	1
0	0	0	0	2	1	1	1	0	0	1	2	10	10
0	0	0	0	1	0	0	0	0	0	0	0	1	1
0	0	0	0	1	1	0	0	0	0	0	1	10	15
0	0	0	0	0	0	0	0	2	0	0	0	3	6
0	0	0	0	0	0	0	0	0	0	0	0	0	1
0	0	0	0	0	0	0	0	0	0	0	0	0	0
0	0	1	2	0	0	3	4	0	2	0	0	14	14
0	0	0	0	1	0	1	0	0	0	0	0	2	2
0	0	0	0	0	0	0	0	0	0	0	0	0	0
0	0	0	0	0	0	0	0	0	0	0	0	0	0
2	2	1	7	0	7	8	2	2	0	1	0	43	48
0	1	0	3	3	2	4	1	1	0	1	0	17	25
0	0	0	0	0	0	0	0	0	0	0	0	0	0
0	0	0	0	0	0	0	0	0	0	0	0	0	0
0	0	0	0	0	0	0	0	0	0	0	0	0	6
0	0	0	0	0	0	0	0	0	0	0	0	0	2
0	0	0	0	0	0	0	0	0	0	0	0	0	0
0	0	0	0	0	0	0	0	0	0	0	0	0	0
6	3	4	16	19	22	28	12	9	3	4	4	171	236

North Las Vegas PD Arrests By Offense and Age

OFFENSE	SEX	10 & Under							Total <18	18	19	20	21
		10 & Under	11-12	13-14	15	16	17						
Murder	M	0	0	0	0	0	0	0	0	1	0	3	
	F	0	0	0	0	0	0	0	0	0	0	0	
Manslaughter by Negligence	M	0	0	0	0	0	0	0	0	0	0	0	
	F	0	0	0	0	0	0	0	0	0	0	0	
Forcible Rape	M	0	0	1	0	0	2	3	0	2	1	0	
	F	0	0	0	0	0	0	0	0	0	0	0	
Robbery	M	0	0	7	3	4	5	19	3	3	4	3	
	F	0	0	0	0	0	0	0	2	0	3	0	
Aggravated Assault	M	2	7	3	3	9	6	30	6	13	6	7	
	F	0	0	5	2	3	2	12	3	3	7	4	
Other Assaults	M	0	5	21	5	20	17	68	26	22	15	18	
	F	0	0	11	3	8	6	28	12	9	9	13	
Burglary	M	0	6	28	26	38	20	118	10	4	3	8	
	F	0	0	4	4	0	2	10	3	0	1	1	
Larceny--Theft	M	1	19	26	12	20	15	93	15	12	12	9	
	F	0	4	7	5	9	7	32	2	4	3	2	
Motor Vehicle Theft	M	0	1	5	5	8	9	28	4	2	2	3	
	F	0	0	1	2	0	0	3	1	0	0	0	
Arson	M	0	0	0	0	0	1	1	0	0	0	0	
	F	0	0	0	0	0	0	0	1	0	0	0	
Forgery & Counterfeiting	M	0	0	0	0	0	0	0	0	0	2	3	
	F	0	0	0	0	0	1	1	0	0	0	4	
Fraud	M	0	0	2	0	1	1	4	1	2	1	2	
	F	0	0	0	0	0	0	0	0	4	0	1	
Embezzlement	M	0	0	0	0	1	1	2	1	1	0	1	
	F	0	0	0	0	0	1	1	0	1	0	1	
Stolen Property-Buy, Possess, Receive	M	0	0	6	7	8	11	32	6	8	2	1	
	F	0	0	4	0	3	0	7	1	0	1	0	
Vandalism	M	0	4	6	12	7	6	35	2	3	1	3	
	F	0	0	2	1	1	2	6	0	0	0	0	
Weapons-carrying, possession, etc...	M	0	0	1	3	9	11	24	18	13	20	20	
	F	0	0	0	1	0	2	3	1	1	0	2	
Prostitution & Commercialized Vice	M	0	0	0	1	0	0	1	0	0	0	0	
	F	0	0	0	0	0	0	0	0	0	0	0	
Other Sex Offenses	M	0	2	4	0	2	0	8	2	0	1	0	
	F	0	1	0	0	0	0	1	1	0	0	0	
Drug Abuse Violations	M	0	0	11	11	12	27	61	45	51	63	51	
	F	0	0	1	1	0	4	6	7	8	4	9	
Gambling	M	0	0	0	0	0	1	1	0	0	0	0	
	F	0	0	0	0	0	0	0	0	0	0	0	
Offenses Against Family & Children	M	0	0	0	0	0	0	0	0	0	0	0	
	F	0	0	0	0	0	0	0	0	0	0	2	
Driving Under the Influence	M	0	0	0	1	1	5	7	5	14	13	18	
	F	0	0	0	0	0	0	0	0	2	3	3	
Liquor Laws	M	0	0	0	2	2	8	12	5	3	2	3	
	F	0	0	0	0	0	0	0	0	0	0	0	
Drunkenness	M	0	0	0	0	1	1	2	0	1	0	0	
	F	0	0	0	0	0	0	0	0	0	0	0	
Disorderly Conduct	M	0	0	0	0	1	4	5	3	3	2	1	
	F	0	0	0	0	0	0	0	1	0	0	0	
Vagrancy	M	0	0	1	1	1	0	3	3	5	7	6	
	F	0	0	0	0	0	0	0	0	0	0	0	
All Other Offenses (except Traffic)	M	0	6	14	23	28	30	101	83	121	108	96	
	F	0	1	3	2	7	7	20	16	14	24	15	
Suspicion	M	0	0	0	0	0	0	0	0	0	0	0	
	F	0	0	0	0	0	0	0	0	0	0	0	
Curfew and Loitering Law Violations	M	0	0	4	1	3	5	13	0	0	0	0	
	F	0	0	0	2	2	0	4	0	0	0	0	
Runaway	M	0	0	0	0	0	0	0	0	0	0	0	
	F	0	0	0	0	0	0	0	0	0	0	0	
GRAND TOTAL		3	56	178	139	209	220	805	289	330	320	313	

North Las Vegas PD Arrests By Offense and Age

22	23	24	25-29	30-34	35-39	40-44	45-49	50-54	55-59	60-64	over 64	Total >18	Grand Total
0	1	0	2	1	0	0	0	0	0	0	0	8	8
0	0	0	1	0	1	0	1	0	0	0	0	3	3
0	0	0	1	0	0	0	0	0	0	0	0	1	1
0	0	0	0	0	0	0	0	0	0	0	0	0	0
0	1	2	2	1	6	3	1	0	0	0	0	19	22
0	0	0	0	0	0	0	0	0	0	0	0	0	0
0	2	0	7	5	5	0	3	2	0	0	0	37	56
0	0	0	0	1	0	0	1	0	0	0	0	7	7
5	9	6	44	32	32	25	14	6	3	0	2	210	240
4	2	2	10	18	14	5	5	4	2	2	2	86	98
16	24	21	123	96	125	86	49	23	19	8	3	674	742
5	6	6	38	38	30	21	12	2	6	0	0	207	235
1	2	2	9	7	10	3	6	1	0	0	0	66	184
0	0	0	2	0	1	0	0	0	0	0	0	8	18
4	12	8	31	44	53	50	35	15	9	0	3	312	405
5	2	2	5	17	16	9	11	7	2	1	0	88	120
2	0	0	6	1	2	3	0	0	0	0	0	25	53
1	0	0	0	1	0	0	0	0	0	0	0	3	6
0	0	0	1	0	1	0	0	0	0	0	0	2	3
0	0	1	0	0	0	0	0	0	0	0	0	2	2
2	1	3	14	10	11	9	6	2	1	0	0	64	64
4	1	7	11	12	12	7	2	0	0	0	0	60	61
2	2	0	7	7	4	7	6	0	0	0	0	41	45
0	2	3	4	2	5	6	0	1	0	1	0	29	29
1	0	0	3	3	3	0	0	1	0	0	0	14	16
0	0	2	2	5	1	1	2	0	0	0	0	15	16
1	2	6	10	7	5	4	3	0	1	0	0	56	88
2	0	1	2	2	1	0	0	1	0	0	0	11	18
2	1	4	8	6	4	1	1	1	0	0	0	37	72
0	0	1	3	1	0	0	0	0	0	0	0	5	11
11	13	6	38	26	22	14	9	6	3	1	0	220	244
1	2	1	2	0	1	1	0	0	0	0	0	12	15
0	0	0	0	0	0	1	1	0	0	0	0	2	3
0	0	0	0	0	0	0	0	0	1	0	0	1	1
0	1	1	6	9	10	4	4	2	2	3	1	46	54
0	0	0	0	1	0	1	0	0	0	0	0	3	4
49	38	55	192	124	99	73	65	14	10	3	2	934	995
6	5	5	36	22	24	25	4	5	0	0	0	160	166
0	0	0	0	0	0	0	0	0	0	0	0	0	1
0	0	0	0	0	0	0	0	0	0	0	0	0	0
1	0	0	1	2	0	1	1	1	0	0	0	7	7
1	0	0	1	1	3	1	0	0	0	0	0	9	9
23	18	30	99	98	75	59	60	25	11	8	5	561	568
1	1	1	4	5	16	11	8	4	1	0	1	61	61
4	4	4	24	22	35	23	21	12	6	3	4	175	187
0	0	0	3	3	8	2	2	1	2	1	0	22	22
0	0	0	0	0	0	1	1	1	0	0	0	4	6
0	0	0	0	0	0	0	0	0	0	0	0	0	0
2	6	2	10	7	1	4	9	0	0	1	0	51	56
2	0	1	3	0	1	1	0	0	0	0	1	10	10
3	7	1	20	5	12	12	5	5	2	0	0	93	96
1	1	0	3	6	5	4	1	0	0	0	0	21	21
97	136	102	462	371	368	335	229	104	37	20	13	2,682	2,783
28	21	22	88	110	93	76	44	13	1	4	1	570	590
0	0	0	0	0	0	0	0	0	0	0	0	0	0
0	0	0	0	0	0	0	0	0	0	0	0	0	0
0	0	0	0	0	0	0	0	0	0	0	0	0	13
0	0	0	0	0	0	0	0	0	0	0	0	0	4
0	0	0	0	0	0	0	0	0	0	0	0	0	0
0	0	0	0	0	0	0	0	0	0	0	0	0	0
287	323	308	1,338	1,129	1,115	889	622	259	119	56	37	7,734	8,539

Nye Co SO Arrests By Offense and Age

OFFENSE	SEX	10 &							Total <18	18	19	20	21
		Under	11-12	13-14	15	16	17						
Murder	M	0	0	0	0	0	0	0	0	0	0	0	
	F	0	0	0	0	0	0	0	0	0	0	0	
Manslaughter by Negligence	M	0	0	0	0	0	0	0	0	0	0	0	
	F	0	0	0	0	0	0	0	0	0	0	0	
Forcible Rape	M	0	0	0	0	0	0	0	0	0	0	0	
	F	0	0	0	0	0	0	0	0	0	0	0	
Robbery	M	0	0	0	0	0	1	1	0	0	0	0	
	F	0	0	0	0	0	0	0	0	0	0	0	
Aggravated Assault	M	0	0	1	1	4	3	9	0	0	0	2	
	F	0	0	0	0	1	0	1	0	0	0	0	
Other Assaults	M	0	2	2	6	1	2	13	2	7	5	7	
	F	0	0	1	2	1	0	4	0	0	2	3	
Burglary	M	0	0	0	1	0	4	5	0	1	10	4	
	F	0	0	0	0	0	0	0	0	0	1	3	
Larceny--Theft	M	0	0	2	0	1	0	3	0	2	2	2	
	F	0	0	0	0	0	0	0	0	0	2	0	
Motor Vehicle Theft	M	0	0	1	0	0	0	1	0	0	0	1	
	F	0	0	0	0	0	0	0	0	0	0	0	
Arson	M	0	0	0	0	0	0	0	0	0	0	0	
	F	0	0	0	0	0	0	0	0	0	0	0	
Forgery & Counterfeiting	M	0	0	0	0	0	0	0	0	0	0	0	
	F	0	0	0	0	0	0	0	0	0	0	0	
Fraud	M	0	0	0	0	0	0	0	0	0	0	1	
	F	0	0	0	0	0	0	0	0	0	0	0	
Embezzlement	M	0	0	0	0	0	0	0	0	0	0	0	
	F	0	0	0	0	0	0	0	0	0	0	0	
Stolen Property-Buy, Possess, Receive	M	0	0	0	0	0	0	0	0	0	0	4	
	F	0	0	0	0	0	0	0	0	0	0	0	
Vandalism	M	0	0	0	0	0	0	0	0	0	0	0	
	F	0	0	0	0	0	0	0	0	0	0	0	
Weapons-carrying, possession, etc...	M	0	0	0	0	0	0	0	0	0	0	1	
	F	0	0	0	0	0	0	0	0	0	0	0	
Prostitution & Commercialized Vice	M	0	0	0	0	0	0	0	0	0	0	0	
	F	0	0	0	0	0	0	0	0	0	0	0	
Other Sex Offenses	M	0	0	0	0	0	0	0	0	1	0	0	
	F	0	0	0	0	0	0	0	0	0	0	0	
Drug Abuse Violations	M	0	0	0	0	1	1	2	1	3	5	9	
	F	0	0	0	1	0	0	1	0	0	0	1	
Gambling	M	0	0	0	0	0	0	0	0	0	0	0	
	F	0	0	0	0	0	0	0	0	0	0	0	
Offenses Against Family & Children	M	0	0	0	0	0	0	0	0	0	0	0	
	F	0	0	0	0	0	0	0	0	0	0	0	
Driving Under the Influence	M	0	0	0	0	0	0	0	1	2	5	7	
	F	0	0	0	0	0	0	0	0	0	0	1	
Liquor Laws	M	0	0	0	0	0	0	0	0	1	1	1	
	F	0	0	0	0	0	0	0	0	0	0	0	
Drunkenness	M	0	0	0	0	0	0	0	0	0	0	4	
	F	0	0	0	0	0	0	0	0	0	0	1	
Disorderly Conduct	M	0	0	0	0	0	0	0	0	0	0	0	
	F	0	0	0	0	0	0	0	0	0	0	0	
Vagrancy	M	0	0	0	0	0	0	0	0	0	0	0	
	F	0	0	0	0	0	0	0	0	0	1	0	
All Other Offenses (except Traffic)	M	0	0	1	0	2	0	3	1	6	13	15	
	F	0	0	0	0	0	0	0	0	1	2	2	
Suspicion	M	0	0	0	0	0	0	0	0	0	0	0	
	F	0	0	0	0	0	0	0	0	0	0	0	
Curfew and Loitering Law Violations	M	0	0	0	0	0	0	0	0	0	0	0	
	F	0	0	0	0	0	0	0	0	0	0	0	
Runaway	M	0	0	0	0	1	0	1	0	0	0	0	
	F	0	0	0	1	1	0	2	0	0	0	0	
GRAND TOTAL		0	2	8	12	13	11	46	5	24	49	69	

Nye Co SO Arrests By Offense and Age

22	23	24	25-29	30-34	35-39	40-44	45-49	50-54	55-59	60-64	over 64	Total >18	Grand Total
0	0	0	0	0	0	0	0	0	0	0	0	0	0
0	0	0	0	0	0	0	0	0	0	0	0	0	0
0	0	0	0	0	0	0	0	0	0	0	0	0	0
0	0	0	0	0	0	0	0	0	0	0	0	0	0
0	0	0	0	0	0	0	0	0	0	0	0	0	0
0	1	1	1	0	2	0	0	0	0	0	0	5	6
0	0	0	0	0	0	0	0	0	0	0	0	0	0
3	4	5	11	10	8	6	2	0	0	0	0	51	60
0	0	1	2	1	0	0	1	0	0	0	0	5	6
14	11	17	19	27	20	18	18	8	7	2	2	184	197
3	6	12	11	14	14	2	4	0	0	0	0	71	75
7	12	13	11	10	11	2	2	5	2	0	0	90	95
2	3	3	3	3	0	2	0	1	0	0	0	21	21
10	6	8	10	10	9	5	2	1	4	1	0	72	75
1	2	1	4	1	2	2	1	1	0	0	0	17	17
0	2	1	1	2	2	0	0	0	0	0	0	9	10
0	0	0	1	0	1	0	0	0	0	0	0	2	2
0	1	0	0	0	1	0	0	0	0	0	0	2	2
0	0	0	0	0	0	0	0	0	0	0	0	0	0
0	4	2	1	1	0	0	0	0	0	0	0	8	8
0	0	0	1	1	0	0	0	0	0	0	0	2	2
0	0	0	0	0	0	0	0	0	0	0	0	0	0
0	0	0	0	0	0	0	0	0	0	0	0	0	0
0	1	1	2	1	3	0	0	0	0	0	0	9	9
0	0	0	0	0	0	0	0	0	0	0	0	0	0
3	2	7	5	6	4	2	4	1	0	0	0	38	38
0	2	1	4	1	0	0	0	0	0	0	0	8	8
0	0	0	0	0	0	0	0	0	0	0	0	0	0
0	0	0	0	0	0	0	0	0	0	0	0	0	0
2	2	4	2	4	1	4	2	0	0	0	0	22	22
0	0	0	0	0	0	0	0	0	0	0	0	0	0
0	0	0	0	0	0	0	0	0	0	0	0	0	0
0	0	0	0	0	0	0	0	0	0	0	0	0	0
2	1	2	1	1	2	1	1	0	0	0	0	12	12
0	0	0	0	0	0	0	0	0	0	0	0	0	0
13	24	26	39	41	34	14	2	1	0	0	0	212	214
5	4	16	16	12	6	0	0	0	0	0	0	60	61
0	0	0	0	0	0	0	0	0	0	0	0	0	0
0	0	0	0	0	0	0	0	0	0	0	0	0	0
2	1	3	2	4	3	1	3	4	0	0	0	23	23
0	0	2	0	0	0	0	0	0	0	0	0	2	2
11	8	11	17	20	16	22	14	9	4	6	3	156	156
1	3	7	1	6	4	6	3	1	0	1	0	34	34
4	3	2	4	7	3	2	1	0	1	0	0	30	30
0	1	2	0	0	0	0	0	0	0	0	0	3	3
4	2	10	3	13	7	5	7	8	3	2	2	70	70
0	3	1	0	5	2	2	0	0	1	0	0	15	15
0	0	0	0	0	0	0	0	0	0	0	0	0	0
0	0	0	1	0	0	0	0	0	0	0	0	1	1
1	0	1	2	5	5	5	4	3	2	1	1	30	30
1	1	2	3	1	2	0	1	1	0	0	0	13	13
18	25	28	28	35	43	23	20	16	15	9	3	298	301
12	7	19	16	20	14	5	3	6	1	2	0	110	110
0	0	0	0	0	0	0	0	0	0	0	0	0	0
0	0	0	0	0	0	0	0	0	0	0	0	0	0
0	0	0	0	0	0	0	0	0	0	0	0	0	0
0	0	0	0	0	0	0	0	0	0	0	0	0	0
0	0	0	0	0	0	0	0	0	0	0	0	0	1
0	0	0	0	0	0	0	0	0	0	0	0	0	2
119	142	209	222	262	219	129	95	66	40	24	11	1,685	1,731

Pershing Co SO Arrests By Offense and Age

OFFENSE	SEX	10 & Under											
		11-12	13-14	15	16	17	Total <18	18	19	20	21		
Murder	M	0	0	0	0	0	0	0	0	0	0	0	0
	F	0	0	0	0	0	0	0	0	0	0	0	0
Manslaughter by Negligence	M	0	0	0	0	0	0	0	0	0	0	0	0
	F	0	0	0	0	0	0	0	0	0	0	0	0
Forcible Rape	M	0	0	0	0	0	0	0	0	0	0	0	0
	F	0	0	0	0	0	0	0	0	0	0	0	0
Robbery	M	0	0	0	0	0	0	0	0	0	0	0	0
	F	0	0	0	0	0	0	0	0	0	0	0	0
Aggravated Assault	M	0	0	0	0	0	0	0	0	0	0	0	0
	F	0	0	0	0	0	0	0	0	0	0	0	0
Other Assaults	M	0	0	0	1	0	0	1	0	0	0	1	0
	F	0	0	0	0	0	0	0	0	0	0	0	0
Burglary	M	0	0	0	0	0	0	0	0	0	0	0	0
	F	0	0	0	0	0	0	0	0	0	0	0	1
Larceny--Theft	M	0	0	0	0	0	0	0	0	0	0	0	0
	F	0	0	0	0	0	0	0	0	0	0	0	0
Motor Vehicle Theft	M	0	0	0	0	0	0	0	0	0	0	0	0
	F	0	0	0	0	0	0	0	0	0	0	0	1
Arson	M	0	0	0	0	0	0	0	0	0	0	0	0
	F	0	0	0	0	0	0	0	0	0	0	0	0
Forgery & Counterfeiting	M	0	0	0	0	0	1	1	0	0	0	0	0
	F	0	0	0	0	0	0	0	0	0	0	0	0
Fraud	M	0	0	0	0	0	0	0	0	1	0	0	0
	F	0	0	0	0	0	0	0	0	0	0	0	0
Embezzlement	M	0	0	0	0	0	0	0	0	0	0	0	0
	F	0	0	0	0	0	0	0	0	0	0	0	0
Stolen Property-Buy, Possess, Receive	M	0	0	0	0	0	0	0	0	0	0	0	0
	F	0	0	0	0	0	0	0	0	0	0	0	1
Vandalism	M	0	0	0	0	0	1	1	0	1	0	0	0
	F	0	0	0	0	0	0	0	0	0	0	0	0
Weapons-carrying, possession, etc...	M	0	0	0	0	0	0	0	0	0	0	0	0
	F	0	0	0	0	0	0	0	0	0	0	0	0
Prostitution & Commercialized Vice	M	0	0	0	0	0	0	0	0	0	0	0	0
	F	0	0	0	0	0	0	0	0	0	0	0	0
Other Sex Offenses	M	0	0	0	0	0	0	0	0	0	0	0	0
	F	0	0	0	0	0	0	0	0	0	0	0	0
Drug Abuse Violations	M	0	0	0	0	0	0	0	0	0	0	0	0
	F	0	0	0	0	0	0	0	0	0	0	0	0
Gambling	M	0	0	0	0	0	0	0	0	0	0	0	0
	F	0	0	0	0	0	0	0	0	0	0	0	0
Offenses Against Family & Children	M	0	0	0	0	0	0	0	0	0	0	0	0
	F	0	0	0	0	0	0	0	0	0	0	0	0
Driving Under the Influence	M	0	0	0	0	0	0	0	0	0	0	0	0
	F	0	0	0	0	0	0	0	0	0	0	0	0
Liquor Laws	M	0	0	0	0	1	0	1	0	0	1	0	0
	F	0	0	0	0	0	0	0	0	2	0	0	0
Drunkenness	M	0	0	0	0	0	0	0	0	0	0	0	0
	F	0	0	0	0	0	0	0	0	0	0	0	0
Disorderly Conduct	M	0	0	0	0	0	0	0	0	0	0	0	0
	F	0	0	0	0	0	0	0	0	0	0	0	0
Vagrancy	M	0	0	0	0	0	0	0	0	0	0	0	0
	F	0	0	0	0	0	0	0	0	0	0	0	0
All Other Offenses (except Traffic)	M	0	0	0	1	0	0	1	3	0	1	2	0
	F	0	0	0	0	0	0	0	0	0	0	0	0
Suspicion	M	0	0	0	0	0	0	0	0	0	0	0	0
	F	0	0	0	0	0	0	0	0	0	0	0	0
Curfew and Loitering Law Violations	M	0	0	0	0	0	0	0	0	0	0	0	0
	F	0	0	0	0	0	0	0	0	0	0	0	0
Runaway	M	0	0	0	0	0	0	0	0	0	0	0	0
	F	0	0	0	0	1	0	1	0	0	0	0	0
GRAND TOTAL		0	0	0	2	2	2	6	3	4	2	6	

Pershing Co SO Arrests By Offense and Age

22	23	24	25-29	30-34	35-39	40-44	45-49	50-54	55-59	60-64	over 64	Total >18	Grand Total
0	0	0	0	0	0	0	1	0	0	1	0	2	2
0	0	0	0	0	0	0	0	0	0	0	0	0	0
0	0	0	0	0	0	0	0	0	0	0	0	0	0
0	0	0	0	0	0	0	0	0	0	0	0	0	0
0	0	0	0	0	0	0	0	0	0	0	0	0	0
0	0	0	0	0	0	0	0	0	0	0	0	0	0
1	0	0	0	1	0	0	2	2	0	1	0	7	7
0	0	0	0	1	0	0	0	0	0	0	0	1	1
0	0	0	0	0	1	2	0	0	1	0	0	5	6
0	0	0	0	0	0	0	0	0	0	0	0	0	0
0	0	0	0	0	0	0	1	0	0	0	0	1	1
0	0	0	0	0	0	0	0	0	0	0	0	1	1
0	0	0	0	0	0	1	0	0	0	0	0	1	1
0	0	0	0	1	1	0	0	0	0	0	0	2	2
0	0	0	0	0	0	0	0	0	0	0	0	1	1
0	0	0	0	0	0	0	0	0	0	0	0	0	0
0	0	0	0	0	0	0	0	0	0	0	0	0	0
0	0	0	0	0	0	0	0	0	0	0	0	0	0
0	0	0	0	0	0	0	0	0	0	0	0	0	0
0	0	0	0	0	0	0	0	0	0	0	0	0	0
0	0	0	0	0	0	0	0	0	0	0	0	0	0
0	0	0	0	0	0	0	0	0	0	0	0	0	0
0	0	0	0	0	0	0	0	0	0	0	0	0	0
0	0	0	0	0	0	0	0	0	0	0	0	0	0
0	0	0	1	0	0	0	0	1	0	0	0	3	3
0	0	0	0	0	1	0	0	0	0	0	0	1	1
0	0	0	0	0	0	0	0	0	0	0	0	0	0
0	0	0	0	0	0	0	0	0	0	0	0	0	0
0	0	0	0	0	0	0	0	0	0	0	0	0	0
0	0	0	0	0	0	0	0	0	0	0	0	0	0
0	0	0	0	0	0	0	0	0	0	0	0	0	0
0	0	0	0	0	0	0	0	0	0	0	0	0	0
0	0	0	0	0	0	0	0	0	0	0	0	0	0
0	0	0	0	0	0	0	0	0	0	0	0	0	0
0	0	0	0	0	0	0	0	0	0	0	0	0	0
0	0	0	0	0	0	0	0	0	0	0	0	0	0
0	0	0	0	0	0	0	0	0	0	0	0	0	0
0	0	0	0	0	0	0	0	0	0	0	0	0	0
0	0	0	0	0	0	0	0	0	0	0	0	0	0
0	0	0	0	0	0	0	0	0	0	0	0	0	0
0	0	0	0	0	0	0	0	0	0	0	0	0	0
0	0	0	0	0	0	0	0	0	0	0	0	0	0
0	0	0	0	0	0	0	0	0	0	0	0	0	0
0	0	0	0	0	0	0	0	0	0	0	0	0	0
0	0	0	0	0	0	0	0	0	0	0	0	0	0
0	0	0	0	0	0	0	0	0	0	0	0	0	0
0	0	0	0	0	0	0	0	0	0	0	0	0	0
0	0	0	0	0	0	0	0	0	0	0	0	0	0
0	0	0	0	0	0	0	0	0	0	0	0	0	0
0	0	0	0	0	0	0	0	0	0	0	0	0	0
1	1	3	3	6	3	0	0	1	1	0	0	25	26
0	2	0	0	0	1	0	0	0	0	0	0	3	3
0	0	0	0	0	0	0	0	0	0	0	0	0	0
0	0	0	0	0	0	0	0	0	0	0	0	0	0
0	0	0	0	0	0	0	0	0	0	0	0	0	0
0	0	0	0	0	0	0	0	0	0	0	0	0	0
0	0	0	0	0	0	0	0	0	0	0	0	0	0
0	0	0	0	0	0	0	0	0	0	0	0	0	0
0	0	0	0	0	0	0	0	0	0	0	0	0	0
0	0	0	0	0	0	0	0	0	0	0	0	0	0
2	4	3	6	12	10	5	5	4	3	4	0	73	79

Reno PD Arrests By Offenses and Age

OFFENSE	SEX	10 & Under							Total <18	18	19	20	21
		10 & Under	11-12	13-14	15	16	17						
Murder	M	0	0	1	0	1	0	2	0	0	0	2	
	F	0	0	0	0	0	0	0	0	0	0	0	
Manslaughter by Negligence	M	0	0	0	0	0	0	0	0	0	0	0	
	F	0	0	0	0	0	0	0	0	0	0	0	
Forcible Rape	M	0	1	3	0	0	1	5	1	1	1	4	
	F	0	0	0	0	0	0	0	0	0	0	0	
Robbery	M	0	0	1	1	2	4	8	7	10	8	5	
	F	0	0	0	1	1	0	2	2	0	2	3	
Aggravated Assault	M	0	3	6	3	1	2	15	3	17	3	9	
	F	0	1	0	1	2	0	4	3	1	1	3	
Other Assaults	M	1	11	29	21	20	23	105	17	24	35	43	
	F	0	6	20	14	10	9	59	9	13	8	12	
Burglary	M	0	4	23	9	12	22	70	9	8	6	6	
	F	0	1	3	3	8	6	21	11	11	2	3	
Larceny--Theft	M	3	44	81	44	54	54	280	65	44	37	37	
	F	4	14	55	27	35	34	169	44	35	35	24	
Motor Vehicle Theft	M	0	0	3	3	2	1	9	2	5	3	3	
	F	0	0	0	0	0	1	1	0	0	1	0	
Arson	M	0	0	0	0	1	1	2	0	0	0	0	
	F	0	0	0	0	0	0	0	0	0	0	0	
Forgery & Counterfeiting	M	0	1	1	0	0	0	2	0	0	1	0	
	F	0	0	0	0	0	0	0	0	0	0	0	
Fraud	M	0	0	3	1	2	3	9	7	5	9	12	
	F	0	1	1	1	0	0	3	4	11	12	7	
Embezzlement	M	0	0	0	0	0	4	4	1	1	1	1	
	F	0	0	0	0	1	3	4	1	5	2	3	
Stolen Property-Buy, Possess, Receive	M	0	1	5	6	3	8	23	13	11	10	10	
	F	0	1	0	0	1	0	2	5	6	3	3	
Vandalism	M	1	6	13	7	13	14	54	12	2	13	8	
	F	0	0	5	1	3	4	13	0	1	1	1	
Weapons-carrying, possession, etc...	M	0	1	1	1	2	0	5	2	3	2	4	
	F	0	0	0	1	1	0	2	1	0	0	0	
Prostitution & Commercialized Vice	M	0	0	0	0	1	0	1	3	0	2	2	
	F	0	0	0	2	2	1	5	5	0	7	5	
Other Sex Offenses	M	0	1	3	3	5	6	18	1	2	2	3	
	F	0	0	1	1	0	0	2	0	0	0	1	
Drug Abuse Violations	M	0	0	1	2	5	13	21	12	15	21	12	
	F	0	0	2	0	3	4	9	4	3	2	1	
Gambling	M	0	0	0	0	0	0	0	0	0	0	0	
	F	0	0	0	0	2	0	2	0	0	1	0	
Offenses Against Family & Children	M	0	0	0	0	0	1	1	4	7	4	9	
	F	0	0	0	0	0	0	0	3	3	2	1	
Driving Under the Influence	M	0	0	4	1	2	1	8	7	21	22	41	
	F	0	0	0	1	0	0	1	9	3	9	11	
Liquor Laws	M	0	1	7	12	19	45	84	49	65	58	16	
	F	0	2	7	4	14	18	45	20	26	22	0	
Drunkenness	M	0	0	0	0	0	0	0	0	0	0	0	
	F	0	0	0	0	0	0	0	0	0	0	0	
Disorderly Conduct	M	0	0	0	0	1	0	1	0	2	2	2	
	F	0	0	0	0	1	0	1	0	0	0	0	
Vagrancy	M	0	0	0	0	0	0	0	0	0	0	0	
	F	0	0	0	0	0	0	0	0	0	0	0	
All Other Offenses (except Traffic)	M	1	5	28	29	29	47	139	99	112	172	190	
	F	0	3	14	11	14	19	61	31	56	49	40	
Suspicion	M	0	0	1	2	0	3	6	0	0	0	0	
	F	0	0	1	2	0	0	3	0	0	0	0	
Curfew and Loitering Law Violations	M	0	6	34	27	43	43	153	0	0	0	0	
	F	0	3	25	16	33	22	99	0	0	0	0	
Runaway	M	0	4	19	17	13	22	75	0	0	0	0	
	F	0	7	59	40	35	20	161	0	0	0	0	
GRAND TOTAL			10	128	460	315	397	459	1,769	466	529	571	537

Reno PD Arrests By Offenses and Age

22	23	24	25-29	30-34	35-39	40-44	45-49	50-54	55-59	60-64	over 64	Total >18	Grand Total
0	1	1	1	4	1	0	1	0	0	0	0	11	13
0	0	0	2	0	0	1	0	0	0	0	0	3	3
0	0	0	0	0	0	0	0	0	0	0	0	0	0
0	0	0	0	0	0	1	0	0	0	0	0	1	1
0	1	3	3	3	1	2	0	2	0	1	0	23	28
0	0	0	1	0	0	0	0	0	0	0	0	1	1
11	13	3	21	18	14	21	5	2	5	0	0	143	151
1	0	2	7	3	1	7	0	1	0	0	0	29	31
6	6	9	33	38	28	24	23	8	8	5	1	221	236
1	1	1	8	5	6	7	7	3	0	0	0	47	51
41	45	43	180	141	147	138	94	42	33	11	8	1,042	1,147
11	9	9	35	30	40	33	26	11	5	1	3	255	314
10	10	5	47	33	40	30	9	6	1	0	1	221	291
5	3	7	18	15	18	3	4	2	1	2	0	105	126
23	19	26	93	115	96	110	70	38	13	2	10	798	1,078
13	24	19	49	48	38	38	38	15	7	8	6	441	610
1	2	2	8	2	4	1	1	2	0	0	0	36	45
0	0	0	0	0	0	0	0	0	0	0	0	1	2
1	0	0	0	0	2	0	0	0	0	0	0	3	5
0	0	0	0	0	0	1	0	0	0	0	0	1	1
0	0	0	1	3	0	2	0	0	0	0	0	7	9
0	0	0	1	0	0	1	0	0	0	0	0	2	2
8	5	14	52	74	70	60	25	26	11	6	6	390	399
12	13	13	47	33	39	27	12	6	4	1	1	242	245
2	1	1	7	3	5	4	5	1	0	0	0	33	37
0	2	0	5	4	6	3	3	4	2	0	2	42	46
10	13	17	39	31	35	18	11	4	4	0	1	227	250
4	2	2	7	5	3	8	0	0	0	0	0	48	50
5	6	4	10	9	13	14	9	4	1	0	0	110	164
1	1	0	2	0	2	1	0	0	0	1	0	11	24
5	2	5	7	6	12	1	6	5	1	1	1	63	68
0	0	0	0	0	0	0	0	0	0	0	0	1	3
2	2	0	3	10	8	5	5	5	1	3	1	52	53
8	3	7	10	7	19	22	11	3	2	0	0	109	114
2	2	2	6	7	7	14	2	5	5	2	2	64	82
0	0	0	0	1	1	0	0	0	1	0	0	4	6
16	12	14	52	40	37	29	21	6	5	1	0	293	314
8	3	3	9	8	14	12	11	1	1	2	0	82	91
0	0	0	0	0	0	0	0	0	0	0	0	0	0
0	0	0	0	0	0	0	0	0	0	0	0	1	3
6	3	5	16	9	13	8	3	5	1	2	1	96	97
2	7	3	30	14	9	13	5	1	0	1	0	94	94
27	28	31	93	65	75	68	53	33	20	9	13	606	614
6	6	4	11	12	14	26	14	15	3	2	2	147	148
11	11	14	33	30	83	116	115	83	38	25	29	776	860
2	1	1	6	11	12	23	17	4	4	3	1	153	198
0	0	0	0	0	0	0	0	0	0	0	0	0	0
0	0	0	0	0	0	0	0	0	0	0	0	0	0
2	1	1	6	4	6	13	4	14	2	1	2	62	63
0	0	0	0	0	1	0	1	0	0	0	0	2	3
0	0	0	0	0	0	0	0	0	0	0	0	0	0
0	0	0	0	0	0	0	0	0	0	0	0	0	0
199	150	141	618	614	600	610	468	286	129	53	50	4,491	4,630
61	61	33	165	166	162	193	96	46	18	7	8	1,192	1,253
0	0	0	0	0	0	0	0	0	0	0	0	0	6
0	0	0	0	0	0	0	0	0	0	0	0	0	3
0	0	0	0	0	0	0	0	0	0	0	0	0	153
0	0	0	0	0	0	0	0	0	0	0	0	0	99
0	0	0	0	0	0	0	0	0	0	0	0	0	75
0	0	0	0	0	0	0	0	0	0	0	0	0	161
523	469	445	1,742	1,621	1,682	1,708	1,175	689	326	150	149	12,782	14,551

Sparks PD Arrests By Offenses and Ages

OFFENSE	SEX	10 &						Total <18	18	19	20	21	
		Under	11-12	13-14	15	16	17						
Murder	M	0	0	0	0	0	0	0	0	0	0	0	
	F	0	0	0	0	0	0	0	0	0	0	0	
Manslaughter by Negligence	M	0	0	0	0	0	0	0	0	0	0	0	
	F	0	0	0	0	0	0	0	0	0	0	0	
Forcible Rape	M	1	0	0	0	0	0	1	0	1	0	1	
	F	0	0	0	0	0	0	0	0	0	0	0	
Robbery	M	0	0	1	0	2	0	3	1	1	7	3	
	F	0	0	0	0	1	0	1	0	0	0	0	
Aggravated Assault	M	0	2	6	5	6	4	23	3	1	2	3	
	F	0	0	0	0	2	2	4	1	1	0	3	
Other Assaults	M	3	9	25	19	11	14	81	12	10	23	11	
	F	0	5	13	6	4	12	40	3	2	5	2	
Burglary	M	1	6	10	10	10	7	44	11	8	10	3	
	F	0	1	1	0	2	3	7	4	4	2	1	
Larceny--Theft	M	11	29	37	20	26	12	135	13	12	4	4	
	F	1	3	27	5	7	4	47	5	2	2	1	
Motor Vehicle Theft	M	0	0	5	4	5	2	16	4	1	1	0	
	F	0	0	2	2	2	0	6	0	0	0	0	
Arson	M	1	0	1	0	1	0	3	0	0	0	0	
	F	0	0	0	0	0	0	0	0	0	0	0	
Forgery & Counterfeiting	M	0	0	0	0	0	0	0	2	2	1	0	
	F	0	0	0	0	0	1	1	0	2	1	4	
Fraud	M	0	0	0	0	0	1	1	0	1	2	3	
	F	0	0	0	2	0	1	3	1	0	1	1	
Embezzlement	M	0	0	0	0	1	1	2	1	0	0	0	
	F	0	0	0	0	0	2	2	0	1	1	1	
Stolen Property-Buy, Possess, Receive	M	0	1	3	4	3	5	16	7	5	4	4	
	F	0	0	2	0	0	2	4	0	1	2	0	
Vandalism	M	3	15	21	19	8	12	78	9	7	4	0	
	F	0	2	2	3	4	1	12	3	0	0	0	
Weapons-carrying, possession, etc...	M	1	2	2	1	1	1	8	2	0	3	0	
	F	0	1	0	0	0	0	1	0	0	0	0	
Prostitution & Commercialized Vice	M	0	0	0	0	0	0	0	0	0	0	0	
	F	0	0	0	0	0	0	0	0	0	0	0	
Other Sex Offenses	M	1	0	3	3	0	1	8	0	3	3	1	
	F	0	0	1	0	0	0	1	2	0	1	1	
Drug Abuse Violations	M	0	1	12	8	17	32	70	33	28	27	18	
	F	0	0	3	5	7	11	26	12	4	9	5	
Gambling	M	0	0	0	0	0	0	0	1	1	0	0	
	F	0	0	0	0	0	0	0	0	0	0	0	
Offenses Against Family & Children	M	0	0	0	0	0	3	3	22	17	9	12	
	F	0	0	1	0	1	2	4	8	1	0	7	
Driving Under the Influence	M	0	0	0	0	0	6	6	6	11	10	10	
	F	0	0	0	0	0	1	1	2	4	1	3	
Liquor Laws	M	0	0	11	10	33	42	96	35	49	36	4	
	F	0	1	7	16	12	21	57	10	21	14	1	
Drunkenness	M	0	0	0	0	0	0	0	0	0	0	0	
	F	0	0	0	0	0	0	0	0	0	0	0	
Disorderly Conduct	M	0	3	3	3	2	3	14	4	3	4	5	
	F	0	0	6	2	0	0	8	2	1	0	0	
Vagrancy	M	0	0	0	0	1	0	1	0	0	0	0	
	F	0	0	0	0	0	0	0	0	0	0	0	
All Other Offenses (except Traffic)	M	1	17	32	35	33	31	149	22	11	19	11	
	F	0	8	33	25	8	15	89	5	2	5	5	
Suspicion	M	0	0	0	0	0	0	0	0	0	0	0	
	F	0	0	0	0	0	0	0	0	0	0	0	
Curfew and Loitering Law Violations	M	0	2	13	7	19	21	62	0	0	0	0	
	F	0	2	19	10	11	10	52	0	0	0	0	
Runaway	M	0	6	11	14	8	9	48	0	0	0	0	
	F	0	1	22	37	24	17	101	0	0	0	0	
GRAND TOTAL			24	117	335	275	272	312	1,335	246	218	213	128

Sparks PD Arrests By Offenses and Ages

												over	Total >18	Grand Total
22	23	24	25-29	30-34	35-39	40-44	45-49	50-54	55-59	60-64	64			
1	0	0	0	0	0	0	0	0	0	0	0	0	1	1
0	0	0	1	0	0	0	0	0	0	0	0	0	1	1
0	0	0	0	0	0	0	0	0	0	0	0	0	0	0
0	0	0	0	0	0	0	0	0	0	0	0	0	0	0
0	0	1	0	1	1	1	1	0	0	0	0	0	6	7
0	0	0	0	0	0	0	0	0	0	0	0	0	0	0
2	1	1	5	2	2	2	2	0	0	0	0	1	30	33
0	0	1	2	0	1	0	0	0	0	0	0	0	4	5
4	5	1	7	14	12	3	7	1	0	0	0	1	64	87
1	1	0	3	4	2	2	0	0	0	1	0	0	19	23
19	17	14	67	68	51	63	52	20	11	5	1	1	444	525
4	3	4	11	18	20	14	8	5	0	2	0	0	101	141
2	2	5	29	20	12	17	8	6	1	0	0	0	134	178
0	2	1	10	5	4	2	2	1	0	0	0	0	38	45
5	5	4	18	14	23	12	11	6	4	0	1	1	136	271
1	2	2	10	8	6	5	9	2	0	1	2	2	58	105
1	1	0	4	2	3	2	1	0	0	1	0	0	21	37
0	0	0	0	0	0	0	1	0	0	0	0	2	3	9
0	0	0	0	0	0	0	0	0	0	0	0	0	0	3
0	0	0	0	0	0	0	0	0	0	0	0	0	0	0
0	1	0	2	5	3	2	2	1	1	0	0	0	22	22
2	1	1	2	1	3	1	1	0	0	1	0	0	20	21
4	2	3	9	9	5	5	5	2	2	0	2	2	54	55
1	2	0	4	1	5	1	3	0	0	0	0	0	20	23
1	1	0	2	4	1	0	1	1	0	0	0	0	12	14
0	1	0	1	4	0	3	0	0	0	1	1	0	14	16
2	3	2	15	10	9	19	3	2	0	0	0	0	85	101
4	3	0	5	1	3	3	1	0	0	0	0	0	23	27
3	1	1	3	2	4	0	2	0	1	0	0	0	37	115
0	0	1	0	0	0	2	2	0	0	1	0	0	9	21
2	0	1	7	3	2	2	2	0	0	0	0	0	24	32
0	0	0	1	0	1	0	1	0	0	0	0	0	3	4
0	0	0	0	0	0	0	0	0	0	0	0	0	0	0
0	0	0	0	0	0	0	0	0	0	0	0	0	0	0
1	0	0	2	2	4	6	4	0	2	1	1	1	30	38
0	0	0	0	0	0	0	0	0	0	0	0	0	4	5
16	20	18	38	61	37	59	20	8	3	0	1	1	387	457
6	8	5	28	22	31	31	7	1	0	0	0	0	169	195
0	0	0	0	0	0	0	0	0	0	0	0	0	2	2
0	0	0	0	0	0	0	0	0	0	0	0	0	0	0
5	3	7	9	2	12	7	3	1	0	0	0	0	109	112
0	1	2	12	6	8	8	0	1	0	0	0	0	54	58
10	19	5	34	25	35	31	37	27	6	6	11	11	283	289
1	2	3	6	3	9	7	13	5	2	2	0	0	63	64
1	0	0	2	5	1	3	3	3	3	0	0	0	145	241
0	1	0	2	2	4	0	0	6	0	1	0	0	62	119
0	0	0	0	0	0	0	0	0	0	0	0	0	0	0
0	0	0	0	0	0	0	0	0	0	0	0	0	0	0
7	6	2	12	9	4	5	4	2	2	0	0	0	69	83
0	0	1	0	1	1	6	3	0	1	1	1	2	19	27
0	1	0	1	1	1	0	2	1	1	0	0	0	8	9
0	0	0	0	0	0	0	0	1	0	0	0	0	1	1
20	15	6	58	61	56	64	36	28	11	3	3	3	424	573
3	4	1	10	17	19	11	5	3	0	3	4	4	97	186
0	0	0	0	0	0	0	0	0	0	0	0	0	0	0
0	0	0	0	0	0	0	0	0	0	0	0	0	0	0
0	0	0	0	0	0	0	0	0	0	0	0	0	0	62
0	0	0	0	0	0	0	0	0	0	0	0	0	0	52
0	0	0	0	0	0	0	0	0	0	0	0	0	0	48
0	0	0	0	0	0	0	0	0	0	0	0	0	0	101
129	134	93	432	413	395	399	261	134	53	29	32	3,309	4,644	

Storey Co SO Arrests By Offense and Age

OFFENSE	SEX	10 & Under												
		11-12	13-14	15	16	17	Total <18	18	19	20	21			
Murder	M	0	0	0	0	0	0	0	0	0	0	0	0	0
	F	0	0	0	0	0	0	0	0	0	0	0	0	0
Manslaughter by Negligence	M	0	0	0	0	0	0	0	0	0	0	0	0	0
	F	0	0	0	0	0	0	0	0	0	0	0	0	0
Forcible Rape	M	0	0	0	0	0	0	0	0	0	0	0	0	0
	F	0	0	0	0	0	0	0	0	0	0	0	0	0
Robbery	M	0	0	0	0	0	0	0	0	0	0	0	0	0
	F	0	0	0	0	0	0	0	0	0	0	0	0	0
Aggravated Assault	M	0	0	1	0	0	1	2	0	0	0	0	0	0
	F	0	0	0	0	0	0	0	0	0	0	0	0	0
Other Assaults	M	0	0	5	2	1	2	10	0	0	0	0	0	0
	F	0	0	1	2	2	0	5	0	1	0	0	1	0
Burglary	M	0	0	1	2	1	1	5	0	0	0	0	0	0
	F	0	0	0	0	0	0	0	0	0	0	0	0	0
Larceny--Theft	M	2	3	4	3	0	1	13	0	0	0	0	0	0
	F	1	0	9	1	1	0	12	0	0	0	0	0	0
Motor Vehicle Theft	M	0	0	1	0	0	0	1	0	0	0	0	0	0
	F	0	0	0	0	0	0	0	0	0	0	0	0	0
Arson	M	0	0	3	0	0	0	3	0	0	0	0	0	0
	F	0	0	0	0	0	0	0	0	0	0	0	0	0
Forgery & Counterfeiting	M	0	0	0	0	0	0	0	0	0	0	0	0	0
	F	0	0	0	0	0	0	0	0	0	0	0	0	0
Fraud	M	0	0	0	0	0	0	0	0	0	0	0	0	0
	F	0	0	0	0	0	0	0	0	0	0	0	0	0
Embezzlement	M	0	0	0	0	0	0	0	0	0	0	0	0	0
	F	0	0	0	0	0	0	0	0	0	0	0	0	0
Stolen Property-Buy, Possess, Receive	M	0	0	0	0	0	0	0	0	0	0	0	0	0
	F	0	0	0	0	0	0	0	0	0	0	0	0	0
Vandalism	M	1	1	1	1	0	0	4	0	0	0	0	0	0
	F	0	0	1	0	1	0	2	0	0	0	0	0	0
Weapons-carrying, possession, etc...	M	0	0	0	0	0	0	0	0	0	0	0	0	0
	F	0	0	0	0	0	0	0	0	0	0	0	0	0
Prostitution & Commercialized Vice	M	0	0	0	0	0	0	0	0	0	0	0	0	0
	F	0	0	0	0	0	0	0	0	0	0	0	0	0
Other Sex Offenses	M	0	0	0	1	0	1	2	0	0	0	0	0	0
	F	0	0	0	0	0	0	0	0	0	0	0	0	0
Drug Abuse Violations	M	0	0	0	1	2	2	5	0	0	0	0	0	0
	F	0	0	0	1	1	1	3	0	0	0	0	0	0
Gambling	M	0	0	0	0	0	0	0	0	0	0	0	0	0
	F	0	0	0	0	0	0	0	0	0	0	0	0	0
Offenses Against Family & Children	M	0	0	0	0	0	0	0	0	0	0	0	0	0
	F	0	0	0	0	0	0	0	0	0	0	0	0	0
Driving Under the Influence	M	0	0	0	0	0	2	2	1	0	0	0	0	0
	F	0	0	0	0	0	0	0	0	0	0	0	0	0
Liquor Laws	M	0	0	3	1	4	5	13	0	0	0	0	0	0
	F	0	0	0	0	3	2	5	0	0	0	0	0	0
Drunkenness	M	0	0	0	0	0	0	0	0	0	0	0	0	0
	F	0	0	0	0	0	0	0	0	0	0	0	0	0
Disorderly Conduct	M	0	0	0	0	0	1	1	0	0	0	0	0	0
	F	0	0	0	0	0	1	3	0	0	0	0	0	0
Vagrancy	M	0	0	0	0	0	0	0	0	0	0	0	0	0
	F	0	0	0	0	0	0	0	0	0	0	0	0	0
All Other Offenses (except Traffic)	M	0	1	2	3	4	7	17	1	0	1	0	0	0
	F	0	0	8	6	2	1	17	0	0	0	0	0	0
Suspicion	M	0	0	0	0	0	0	0	0	0	0	0	0	0
	F	0	0	0	0	0	0	0	0	0	0	0	0	0
Curfew and Loitering Law Violations	M	0	0	1	1	2	1	5	0	0	0	0	0	0
	F	0	0	2	0	0	2	4	0	0	0	0	0	0
Runaway	M	0	0	0	0	0	1	1	0	0	0	0	0	0
	F	0	0	3	5	2	5	15	0	0	0	0	0	0
GRAND TOTAL		4	5	46	30	27	38	150	2	1	1	1	1	1

TMCC PD Arrests By Offenses and Age

OFFENSE	SEX	10 &							Total <18	18	19	20	21
		Under	11-12	13-14	15	16	17						
Murder	M	0	0	0	0	0	0	0	0	0	0	0	
	F	0	0	0	0	0	0	0	0	0	0	0	
Manslaughter by Negligence	M	0	0	0	0	0	0	0	0	0	0	0	
	F	0	0	0	0	0	0	0	0	0	0	0	
Forcible Rape	M	0	0	0	0	0	0	0	0	0	0	0	
	F	0	0	0	0	0	0	0	0	0	0	0	
Robbery	M	0	0	0	0	0	0	0	0	0	0	0	
	F	0	0	0	0	0	0	0	0	0	0	0	
Aggravated Assault	M	0	0	0	0	0	0	0	0	0	0	0	
	F	0	0	0	0	0	0	0	0	0	0	0	
Other Assaults	M	0	0	0	0	0	0	0	0	0	0	0	
	F	0	0	0	0	0	0	0	0	0	0	0	
Burglary	M	0	0	0	0	0	0	0	0	0	0	0	
	F	0	0	0	0	0	0	0	0	0	0	0	
Larceny--Theft	M	0	0	0	0	0	0	0	0	0	0	0	
	F	0	0	0	0	0	0	0	0	0	0	0	
Motor Vehicle Theft	M	0	0	0	0	0	0	0	0	0	0	0	
	F	0	0	0	0	0	0	0	0	0	0	0	
Arson	M	0	0	0	0	0	0	0	0	0	0	0	
	F	0	0	0	0	0	0	0	0	0	0	0	
Forgery & Counterfeiting	M	0	0	0	0	0	0	0	0	0	0	0	
	F	0	0	0	0	0	0	0	0	0	0	0	
Fraud	M	0	0	0	0	0	0	0	0	0	0	0	
	F	0	0	0	0	0	0	0	0	0	0	0	
Embezzlement	M	0	0	0	0	0	0	0	0	0	0	0	
	F	0	0	0	0	0	0	0	0	0	0	0	
Stolen Property-Buy, Possess, Receive	M	0	0	0	0	0	0	0	0	0	0	0	
	F	0	0	0	0	0	0	0	0	0	0	0	
Vandalism	M	0	0	0	0	0	0	0	0	0	0	1	
	F	0	0	0	0	0	0	0	0	0	0	0	
Weapons-carrying, possession, etc...	M	0	0	0	0	0	0	0	0	0	0	0	
	F	0	0	0	0	0	0	0	0	0	0	0	
Prostitution & Commercialized Vice	M	0	0	0	0	0	0	0	0	0	0	0	
	F	0	0	0	0	0	0	0	0	0	0	0	
Other Sex Offenses	M	0	0	0	0	0	0	0	0	0	0	0	
	F	0	0	0	0	0	0	0	0	0	0	0	
Drug Abuse Violations	M	0	0	0	0	0	0	0	0	0	2	0	
	F	0	0	0	0	0	0	0	0	0	0	0	
Gambling	M	0	0	0	0	0	0	0	0	0	0	0	
	F	0	0	0	0	0	0	0	0	0	0	0	
Offenses Against Family & Children	M	0	0	0	0	0	0	0	0	0	0	0	
	F	0	0	0	0	0	0	0	0	0	0	0	
Driving Under the Influence	M	0	0	0	0	0	0	0	0	0	0	0	
	F	0	0	0	0	0	0	0	0	0	0	0	
Liquor Laws	M	0	0	0	0	0	0	0	0	0	0	0	
	F	0	0	0	0	0	0	0	0	0	0	0	
Drunkenness	M	0	0	0	0	0	0	0	0	0	0	0	
	F	0	0	0	0	0	0	0	0	0	0	0	
Disorderly Conduct	M	0	0	0	0	0	0	0	0	0	0	0	
	F	0	0	0	0	0	0	0	0	0	0	0	
Vagrancy	M	0	0	0	0	0	0	0	0	0	0	0	
	F	0	0	0	0	0	0	0	0	0	0	0	
All Other Offenses (except Traffic)	M	0	0	0	1	0	0	1	0	0	0	0	
	F	0	0	0	0	0	0	0	0	0	0	0	
Suspicion	M	0	0	0	0	0	0	0	0	0	0	0	
	F	0	0	0	0	0	0	0	0	0	0	0	
Curfew and Loitering Law Violations	M	0	0	0	0	0	0	0	0	0	0	0	
	F	0	0	0	0	0	0	0	0	0	0	0	
Runaway	M	0	0	0	0	0	0	0	0	0	0	0	
	F	0	0	0	0	0	0	0	0	0	0	0	
GRAND TOTAL		0	0	0	1	0	0	1	0	0	2	1	

TMCC PD Arrests By Offenses and Age

22	23	24	25-29	30-34	35-39	40-44	45-49	50-54	55-59	60-64	over 64	Total >18	Grand Total
0	0	0	0	0	0	0	0	0	0	0	0	0	0
0	0	0	0	0	0	0	0	0	0	0	0	0	0
0	0	0	0	0	0	0	0	0	0	0	0	0	0
0	0	0	0	0	0	0	0	0	0	0	0	0	0
0	0	0	0	0	0	0	0	0	0	0	0	0	0
0	0	0	0	0	0	0	0	0	0	0	0	0	0
0	0	0	0	0	0	0	0	0	0	0	0	0	0
0	0	0	0	0	0	0	0	0	0	0	0	0	0
0	0	0	0	0	0	0	0	0	0	0	0	0	0
0	0	0	0	0	0	0	0	0	0	0	0	0	0
0	0	0	0	0	0	0	0	0	0	0	0	0	0
0	0	0	0	0	0	0	0	0	0	0	0	0	0
0	0	0	0	0	0	0	0	0	0	0	0	0	0
0	0	0	0	0	0	0	0	0	0	0	0	0	0
0	0	0	0	0	0	0	0	0	0	0	0	0	0
0	0	1	0	0	0	0	0	0	0	0	0	1	1
0	0	0	0	0	0	0	0	0	0	0	0	0	0
0	0	0	0	0	0	0	0	0	0	0	0	0	0
0	0	0	0	0	0	0	0	0	0	0	0	0	0
0	0	0	0	0	0	0	0	0	0	0	0	0	0
0	0	0	0	0	0	0	0	0	0	0	0	0	0
0	0	0	0	0	0	0	0	0	0	0	0	0	0
0	0	0	0	0	0	0	0	0	0	0	0	0	0
0	0	0	0	0	0	0	0	0	0	0	0	0	0
0	0	0	0	0	0	0	0	1	0	0	0	1	1
0	0	0	0	0	0	0	0	0	0	0	0	0	0
0	0	0	0	0	0	0	0	0	0	0	0	2	2
0	0	0	0	0	0	0	0	0	0	0	0	0	0
0	0	0	0	0	0	0	0	0	0	0	0	0	0
0	0	0	0	0	0	0	0	0	0	0	0	0	0
0	0	0	0	0	0	0	0	0	0	0	0	0	0
0	0	0	0	0	0	0	0	0	0	0	0	0	0
0	0	0	0	0	0	0	0	0	0	0	0	0	0
0	0	0	0	0	0	0	0	0	0	0	0	0	0
0	0	0	0	0	0	0	0	0	0	0	0	0	0
0	0	0	0	0	0	0	0	0	0	0	0	0	0
0	0	0	0	0	0	0	0	0	0	0	0	0	0
0	0	0	0	0	0	0	0	0	0	0	0	0	0
0	0	0	0	0	0	0	0	0	0	0	0	0	0
0	0	0	0	0	0	0	0	0	0	0	0	0	0
0	0	0	0	0	0	0	0	0	0	0	0	0	0
0	0	0	0	0	0	0	0	0	0	0	0	0	0
0	0	0	0	0	0	0	0	0	0	0	0	0	0
0	0	0	0	0	0	0	0	0	0	0	0	0	0
0	0	0	0	0	0	0	0	0	0	0	0	0	0
0	0	0	0	0	0	0	0	0	0	0	0	0	0
0	0	0	0	0	0	0	0	0	0	0	0	0	0
1	0	0	2	2	2	0	0	0	0	0	0	6	7
1	0	0	0	0	0	0	0	0	0	0	0	1	1
0	0	0	0	0	0	0	0	0	0	0	0	0	0
0	0	0	0	0	0	0	0	0	0	0	0	0	0
0	0	0	0	0	0	0	0	0	0	0	0	0	0
0	0	0	0	0	0	0	0	0	0	0	0	0	0
0	0	0	0	0	0	0	0	0	0	0	0	0	0
0	0	0	0	0	0	0	0	0	0	0	0	0	0
1	0	1	2	2	2	1	0	1	0	0	0	13	14

UNLV PD Arrests By Offenses and Age

OFFENSE	SEX	10 &							Total <18	18	19	20	21
		Under	11-12	13-14	15	16	17						
Murder	M	0	0	0	0	0	0	0	0	0	0	0	
	F	0	0	0	0	0	0	0	0	0	0	0	
Manslaughter by Negligence	M	0	0	0	0	0	0	0	0	0	0	0	
	F	0	0	0	0	0	0	0	0	0	0	0	
Forcible Rape	M	0	0	0	0	0	0	0	0	0	0	1	
	F	0	0	0	0	0	0	0	0	0	0	0	
Robbery	M	0	0	0	0	0	0	0	0	0	0	1	
	F	0	0	0	0	0	0	0	0	0	0	0	
Aggravated Assault	M	0	0	0	0	0	0	0	0	0	0	0	
	F	0	0	0	0	0	0	0	0	0	0	0	
Other Assaults	M	1	0	0	0	0	0	1	0	2	0	5	
	F	0	0	0	0	0	0	0	0	0	1	1	
Burglary	M	0	0	0	0	0	0	0	0	0	2	0	
	F	0	0	0	0	0	0	0	0	0	0	0	
Larceny--Theft	M	0	0	0	0	0	0	0	2	0	0	1	
	F	0	0	0	0	0	0	0	1	0	0	0	
Motor Vehicle Theft	M	0	0	0	0	0	1	1	4	1	1	1	
	F	0	0	0	0	1	0	1	0	0	0	0	
Arson	M	0	0	0	0	0	0	0	0	0	0	0	
	F	0	0	0	0	0	0	0	0	0	0	0	
Forgery & Counterfeiting	M	0	0	0	0	0	0	0	1	0	0	1	
	F	0	0	0	0	0	0	0	0	0	0	0	
Fraud	M	0	0	1	0	0	0	1	1	4	2	0	
	F	0	0	0	0	0	0	0	2	2	0	0	
Embezzlement	M	0	0	0	0	0	0	0	0	0	0	1	
	F	0	0	0	0	0	0	0	0	0	0	0	
Stolen Property-Buy, Possess, Receive	M	0	0	0	0	0	2	2	0	0	1	0	
	F	0	0	0	0	0	0	0	0	0	0	0	
Vandalism	M	0	0	2	1	1	1	4	0	0	0	1	
	F	0	0	0	0	0	0	0	0	0	0	0	
Weapons-carrying, possession, etc...	M	0	0	0	0	0	0	0	1	3	1	3	
	F	0	0	0	0	0	0	0	0	0	0	0	
Prostitution & Commercialized Vice	M	0	0	0	0	0	0	0	0	0	0	0	
	F	0	0	0	0	0	0	0	0	0	0	0	
Other Sex Offenses	M	0	0	0	0	0	0	0	0	0	0	1	
	F	0	0	0	0	0	0	0	0	0	0	0	
Drug Abuse Violations	M	0	0	1	0	1	0	2	14	6	1	2	
	F	0	0	0	0	0	1	1	4	1	0	0	
Gambling	M	0	0	0	0	0	0	0	0	0	0	0	
	F	0	0	0	0	0	0	0	0	0	0	0	
Offenses Against Family & Children	M	0	0	0	0	0	0	0	0	0	0	0	
	F	0	0	0	0	0	0	0	0	0	0	0	
Driving Under the Influence	M	0	0	0	0	0	0	0	0	1	4	3	
	F	0	0	0	0	0	0	0	0	0	0	0	
Liquor Laws	M	0	0	0	1	1	2	4	22	4	9	2	
	F	0	0	1	1	0	1	3	15	9	4	0	
Drunkenness	M	0	0	0	0	0	0	0	0	0	0	0	
	F	0	0	0	0	0	0	0	1	1	0	0	
Disorderly Conduct	M	0	0	0	0	0	0	0	1	2	1	1	
	F	0	0	0	0	0	0	0	0	1	0	0	
Vagrancy	M	0	0	0	0	0	0	0	0	0	0	0	
	F	0	0	0	0	0	0	0	0	0	0	0	
All Other Offenses (except Traffic)	M	0	1	3	4	3	1	12	6	8	3	7	
	F	0	0	0	0	0	1	1	0	0	1	1	
Suspicion	M	0	0	0	0	0	0	0	0	0	0	0	
	F	0	0	0	0	0	0	0	0	0	0	0	
Curfew and Loitering Law Violations	M	0	0	0	0	0	1	1	0	0	0	0	
	F	0	0	0	0	1	0	1	0	0	0	0	
Runaway	M	0	0	0	0	1	0	1	0	0	0	0	
	F	0	0	1	0	0	0	1	0	0	0	0	
GRAND TOTAL		1	1	9	7	9	10	37	75	45	33	31	

UNLV PD Arrests By Offenses and Age

22	23	24	25-29	30-34	35-39	40-44	45-49	50-54	55-59	60-64	over 64	Total >18	Grand Total
0	0	0	0	0	0	0	0	0	0	0	0	0	0
0	0	0	0	0	0	0	0	0	0	0	0	0	0
0	0	0	0	0	0	0	0	0	0	0	0	0	0
0	0	0	0	0	0	0	0	0	0	0	0	0	0
0	0	0	0	0	0	0	0	0	0	0	0	1	1
0	0	0	0	0	0	0	0	0	0	0	0	0	0
0	0	0	0	0	0	0	0	0	0	0	0	1	1
0	0	0	0	0	0	0	1	0	0	0	0	1	1
0	0	0	0	0	0	1	0	0	0	0	0	1	1
1	1	0	7	4	2	2	3	1	0	0	1	29	30
0	0	0	1	1	1	0	0	0	0	1	0	6	6
0	0	0	0	1	0	1	0	0	0	0	0	4	4
0	0	0	0	0	0	0	0	0	0	0	0	0	0
2	1	0	1	0	0	1	0	0	1	0	0	9	9
0	0	0	0	0	0	0	0	0	0	0	0	1	1
0	1	0	1	0	0	0	0	0	0	0	0	9	10
0	0	0	0	0	0	0	0	0	0	0	0	0	1
0	0	0	0	0	0	0	1	0	0	0	0	1	1
0	0	0	0	0	0	0	0	0	0	0	0	0	0
1	0	0	0	0	0	0	0	0	0	0	0	3	3
0	0	0	0	0	0	0	0	0	0	0	0	0	0
1	1	0	0	1	0	2	1	0	0	0	0	13	14
0	0	0	0	0	0	0	0	0	0	0	0	4	4
0	0	0	0	0	0	0	0	0	0	0	0	1	1
0	0	0	0	0	0	0	0	0	0	0	0	0	0
0	0	0	4	0	0	1	0	0	0	0	0	6	8
0	0	0	2	0	0	0	0	0	0	0	0	2	2
0	0	0	0	0	0	0	0	0	0	0	0	1	5
0	0	0	0	0	0	0	0	0	0	0	0	0	0
0	0	0	1	0	0	1	1	0	0	0	0	11	11
0	0	0	0	0	0	0	0	0	0	0	0	0	0
0	0	0	0	0	0	0	0	0	0	0	0	0	0
0	0	0	0	0	0	0	0	0	0	0	0	0	0
0	0	0	0	1	1	1	0	1	1	0	0	6	6
0	0	0	0	0	0	0	0	0	0	0	0	0	0
1	1	7	5	2	3	0	3	0	1	0	0	46	48
0	0	1	4	0	0	0	0	0	0	0	0	10	11
0	0	0	0	0	0	0	0	0	0	0	0	0	0
0	0	0	0	0	0	0	0	0	0	0	0	0	0
0	0	0	0	0	0	0	0	0	0	0	0	0	0
6	2	2	11	8	6	4	6	4	0	0	1	58	58
0	1	0	3	5	2	0	1	0	0	0	0	12	12
1	1	1	0	0	2	4	0	1	0	0	2	49	53
1	0	0	0	0	0	0	0	0	0	0	0	29	32
1	0	0	0	0	0	0	0	0	0	0	0	1	1
0	0	0	0	0	0	0	0	0	0	0	0	2	2
1	1	1	1	0	1	0	0	0	0	0	0	10	10
0	0	0	0	0	0	0	0	0	0	0	0	1	1
0	0	0	0	0	1	0	0	0	0	0	0	1	1
0	0	0	0	0	0	0	0	0	0	0	0	0	0
4	3	2	15	17	33	15	15	5	3	1	1	138	150
0	0	2	0	0	1	2	2	1	0	0	0	10	11
0	0	0	0	0	0	0	0	0	0	0	0	0	0
0	0	0	0	0	0	0	0	0	0	0	0	0	0
0	0	0	0	0	0	0	0	0	0	0	0	0	1
0	0	0	0	0	0	0	0	0	0	0	0	0	1
0	0	0	0	0	0	0	0	0	0	0	0	0	1
0	0	0	0	0	0	0	0	0	0	0	0	0	1
0	0	0	0	0	0	0	0	0	0	0	0	0	1
20	13	16	56	40	53	35	34	13	6	2	5	477	514

UNR PD Arrests By Offenses and Age

OFFENSE	SEX	10 &							Total <18	18	19	20	21
		Under	11-12	13-14	15	16	17						
Murder	M	0	0	0	0	0	0	0	0	0	0	0	
	F	0	0	0	0	0	0	0	0	0	0	0	
Manslaughter by Negligence	M	0	0	0	0	0	0	0	0	0	0	0	
	F	0	0	0	0	0	0	0	0	0	0	0	
Forcible Rape	M	0	0	0	0	0	0	0	0	0	0	0	
	F	0	0	0	0	0	0	0	0	0	0	0	
Robbery	M	0	0	0	0	0	0	0	0	0	0	0	
	F	0	0	0	0	0	0	0	0	0	0	0	
Aggravated Assault	M	0	0	0	0	0	1	1	0	0	0	1	
	F	0	0	0	0	0	0	0	0	0	0	0	
Other Assaults	M	0	1	1	0	0	0	2	1	1	0	1	
	F	0	0	0	0	0	0	0	0	0	0	0	
Burglary	M	0	0	0	0	0	0	0	1	1	0	0	
	F	0	0	0	0	0	0	0	0	0	0	1	
Larceny--Theft	M	0	0	0	0	0	1	1	0	1	0	0	
	F	0	0	0	0	0	0	0	0	0	0	0	
Motor Vehicle Theft	M	0	1	0	1	0	0	2	0	0	1	0	
	F	0	0	0	0	0	0	0	0	0	0	0	
Arson	M	0	0	0	0	0	0	0	0	0	0	0	
	F	0	0	0	0	0	0	0	0	0	0	0	
Forgery & Counterfeiting	M	0	0	0	0	0	0	0	0	0	0	0	
	F	0	0	0	0	0	0	0	0	0	0	0	
Fraud	M	0	0	0	0	0	0	0	3	3	3	0	
	F	0	0	0	0	0	0	0	1	1	1	0	
Embezzlement	M	0	0	0	0	0	0	0	0	0	0	0	
	F	0	0	0	0	0	0	0	0	0	0	0	
Stolen Property-Buy, Possess, Receive	M	0	0	0	0	0	0	0	0	0	0	0	
	F	0	0	0	0	0	0	0	0	0	0	1	
Vandalism	M	0	0	0	0	0	0	0	0	0	0	0	
	F	0	0	0	0	0	0	0	0	0	0	0	
Weapons-carrying, possession, etc...	M	0	0	0	0	0	0	0	0	0	0	0	
	F	0	0	0	0	0	0	0	0	0	0	0	
Prostitution & Commercialized Vice	M	0	0	0	0	0	0	0	0	0	0	0	
	F	0	0	0	0	0	0	0	0	0	0	0	
Other Sex Offenses	M	0	0	0	0	0	0	0	0	0	0	0	
	F	0	0	0	0	0	0	0	0	0	0	0	
Drug Abuse Violations	M	0	0	0	0	2	2	4	8	8	0	2	
	F	0	0	0	0	0	0	0	0	0	0	2	
Gambling	M	0	0	0	0	0	0	0	0	0	0	0	
	F	0	0	0	0	0	0	0	0	0	0	0	
Offenses Against Family & Children	M	0	0	0	0	0	0	0	0	0	1	0	
	F	0	0	0	0	0	0	0	0	0	0	0	
Driving Under the Influence	M	0	0	0	0	0	0	0	6	4	4	7	
	F	0	0	0	0	0	2	2	1	3	3	1	
Liquor Laws	M	0	0	0	0	0	1	1	8	10	7	0	
	F	0	0	0	0	0	1	1	5	4	1	0	
Drunkenness	M	0	0	0	0	0	0	0	0	0	0	0	
	F	0	0	0	0	0	0	0	0	0	0	0	
Disorderly Conduct	M	0	0	0	0	0	0	0	0	0	0	0	
	F	0	0	0	0	0	0	0	0	0	0	0	
Vagrancy	M	0	0	0	0	0	0	0	0	0	0	0	
	F	0	0	0	0	0	0	0	0	0	0	0	
All Other Offenses (except Traffic)	M	0	0	1	0	1	2	4	2	6	15	5	
	F	0	0	2	0	0	2	4	0	1	1	0	
Suspicion	M	0	0	0	0	0	0	0	0	0	0	0	
	F	0	0	0	0	0	0	0	0	0	0	0	
Curfew and Loitering Law Violations	M	0	0	1	0	0	0	1	0	0	0	0	
	F	0	0	1	1	0	0	2	0	0	0	0	
Runaway	M	0	0	0	0	0	0	0	0	0	0	0	
	F	0	0	0	0	0	0	0	0	0	0	0	
GRAND TOTAL		0	2	6	2	3	12	25	36	43	37	21	

UNR PD Arrests By Offenses and Age

22	23	24	25-29	30-34	35-39	40-44	45-49	50-54	55-59	60-64	over 64	Total >18	Grand Total
0	0	0	0	0	0	0	0	0	0	0	0	0	0
0	0	0	0	0	0	0	0	0	0	0	0	0	0
0	0	0	0	0	0	0	0	0	0	0	0	0	0
0	0	0	0	0	0	0	0	0	0	0	0	0	0
0	0	0	0	0	0	0	0	0	0	0	0	0	0
0	0	0	0	0	0	0	0	0	0	0	0	0	0
0	1	0	0	0	0	0	0	0	0	0	0	2	3
0	0	0	0	0	0	0	0	0	0	0	0	0	0
0	0	2	2	1	1	0	0	0	0	0	0	9	11
0	0	0	0	1	0	0	0	0	0	0	0	1	1
0	0	0	0	1	0	0	0	0	0	0	0	3	3
0	0	0	0	0	0	0	0	0	0	0	0	1	1
0	0	0	1	0	0	0	0	0	0	0	0	2	3
0	0	0	0	1	0	0	0	0	0	0	0	1	1
0	0	0	2	0	0	0	0	0	0	0	0	3	5
0	0	0	0	0	0	0	0	0	0	0	0	0	0
0	0	0	0	0	0	0	0	0	0	0	0	0	0
0	0	0	0	0	0	0	0	0	0	0	0	0	0
1	0	0	0	0	0	0	0	0	0	0	0	10	10
0	0	0	0	0	0	0	0	0	0	0	0	3	3
0	0	0	0	0	0	0	0	0	0	0	0	0	0
0	0	0	0	0	0	0	0	0	0	0	0	0	0
0	0	0	2	0	0	2	1	0	0	0	0	5	5
0	0	0	0	0	0	0	0	0	0	0	0	1	1
0	0	1	0	0	0	0	0	0	0	0	0	1	1
0	0	0	0	0	0	0	0	0	0	0	0	0	0
0	0	0	0	0	0	0	0	0	0	0	0	0	0
0	0	0	0	0	0	0	0	0	0	0	0	0	0
0	0	0	0	0	0	0	0	0	0	0	0	0	0
0	0	0	0	0	0	0	0	0	0	0	0	0	0
0	0	0	0	0	0	0	0	0	0	0	0	0	0
0	0	0	0	0	0	0	0	0	0	0	0	0	0
1	0	1	3	0	1	8	2	0	0	0	0	34	38
0	0	1	0	0	0	1	0	0	0	0	0	4	4
0	0	0	0	0	0	0	0	0	0	0	0	0	0
0	0	0	0	0	0	0	0	0	0	0	0	0	0
1	0	0	1	0	0	0	1	0	0	1	0	5	5
0	0	0	0	0	0	1	0	0	0	0	0	1	1
7	7	2	10	7	4	2	4	0	0	0	0	64	64
0	3	2	0	1	0	0	0	1	0	0	0	15	17
0	0	0	0	0	0	1	0	0	0	0	0	26	27
0	0	0	0	0	0	0	0	0	0	0	0	10	11
0	0	0	0	0	0	1	0	0	0	0	0	1	1
0	0	0	0	0	0	1	0	0	0	0	0	1	1
0	0	0	0	0	0	0	1	0	0	0	0	1	1
0	0	0	0	0	0	0	0	0	0	0	0	0	0
0	0	0	0	0	1	0	0	0	0	0	0	1	1
0	0	0	0	0	0	0	0	0	0	0	0	0	0
9	5	5	9	11	11	20	5	3	0	2	0	108	112
0	0	2	2	1	2	1	0	0	0	0	0	10	14
0	0	0	0	0	0	0	0	0	0	0	0	0	0
0	0	0	0	0	0	0	0	0	0	0	0	0	0
0	0	0	0	0	0	0	0	0	0	0	0	0	1
0	0	0	0	0	0	0	0	0	0	0	0	0	2
0	0	0	0	0	0	0	0	0	0	0	0	0	0
0	0	0	0	0	0	0	0	0	0	0	0	0	0
19	16	16	32	24	20	38	14	4	0	3	0	323	348

Washoe Schools PD Arrests By Offenses and Age

OFFENSE	SEX	10 & Under							Total <18	18	19	20	21
		10 & Under	11-12	13-14	15	16	17						
Murder	M	0	0	0	0	0	0	0	0	0	0	0	
	F	0	0	0	0	0	0	0	0	0	0	0	
Manslaughter by Negligence	M	0	0	0	0	0	0	0	0	0	0	0	
	F	0	0	0	0	0	0	0	0	0	0	0	
Forcible Rape	M	0	0	0	0	0	0	0	0	0	0	0	
	F	0	0	0	0	0	0	0	0	0	0	0	
Robbery	M	0	2	7	0	0	0	9	0	0	0	0	
	F	0	1	0	0	0	0	1	0	0	0	0	
Aggravated Assault	M	0	0	5	1	3	0	9	0	0	0	0	
	F	0	0	0	0	1	0	1	0	0	0	0	
Other Assaults	M	14	58	60	33	25	11	201	7	1	1	0	
	F	1	20	59	20	14	3	117	1	0	0	0	
Burglary	M	3	2	2	2	3	6	18	0	0	0	0	
	F	2	0	0	1	0	2	5	0	0	0	0	
Larceny--Theft	M	0	9	11	7	2	3	32	1	0	1	0	
	F	0	3	6	1	1	0	11	0	0	0	0	
Motor Vehicle Theft	M	0	0	0	0	1	1	2	2	0	0	0	
	F	0	0	0	0	0	0	0	0	0	0	0	
Arson	M	0	4	0	0	1	0	5	0	0	0	0	
	F	0	0	2	0	0	0	2	0	0	0	0	
Forgery & Counterfeiting	M	0	0	0	0	0	1	1	0	0	0	0	
	F	0	0	0	0	0	0	0	0	0	0	0	
Fraud	M	0	0	0	0	0	0	0	0	0	0	0	
	F	0	0	0	0	0	0	0	0	0	0	0	
Embezzlement	M	0	0	0	0	0	0	0	0	0	0	0	
	F	0	0	0	0	0	0	0	0	0	0	0	
Stolen Property-Buy, Possess, Receive	M	0	0	7	2	0	0	9	0	0	0	0	
	F	0	0	1	0	0	1	2	0	0	0	0	
Vandalism	M	0	2	4	4	8	4	22	1	0	0	0	
	F	0	1	2	0	0	0	3	0	0	0	0	
Weapons-carrying, possession, etc...	M	1	3	11	1	4	8	28	2	0	0	0	
	F	0	0	2	1	0	1	4	0	0	0	0	
Prostitution & Commercialized Vice	M	0	0	0	0	0	0	0	0	0	0	0	
	F	0	0	0	0	0	0	0	0	0	0	0	
Other Sex Offenses	M	1	2	6	5	3	0	17	0	0	0	0	
	F	0	1	1	0	0	0	2	0	0	0	0	
Drug Abuse Violations	M	0	3	29	16	17	9	74	3	0	0	0	
	F	0	2	8	2	3	2	17	0	0	0	0	
Gambling	M	0	0	0	0	0	0	0	0	0	0	0	
	F	0	0	0	0	0	0	0	0	0	0	0	
Offenses Against Family & Children	M	0	0	0	1	1	0	2	2	0	0	0	
	F	0	0	0	0	0	0	0	0	0	0	0	
Driving Under the Influence	M	0	0	0	0	0	0	0	0	0	0	0	
	F	0	0	0	0	0	0	0	0	0	0	0	
Liquor Laws	M	0	1	6	9	14	15	45	5	0	1	0	
	F	0	0	9	7	5	4	25	4	0	0	0	
Drunkenness	M	0	0	0	0	0	0	0	0	0	0	0	
	F	0	0	0	0	0	0	0	0	0	0	0	
Disorderly Conduct	M	0	0	0	0	0	0	0	0	0	0	0	
	F	0	0	0	1	0	0	1	1	0	0	0	
Vagrancy	M	0	0	0	0	0	0	0	1	0	0	0	
	F	0	0	0	0	0	0	0	0	0	0	0	
All Other Offenses (except Traffic)	M	12	42	149	98	82	43	426	13	2	2	0	
	F	3	19	94	50	34	9	209	3	0	0	0	
Suspicion	M	0	0	0	0	0	0	0	0	0	0	0	
	F	0	1	0	0	0	0	1	0	0	0	0	
Curfew and Loitering Law Violations	M	0	0	0	0	0	0	0	0	0	0	0	
	F	0	0	0	0	0	0	0	0	0	0	0	
Runaway	M	0	0	1	0	0	0	1	0	0	0	0	
	F	0	0	0	0	0	1	1	0	0	0	0	
GRAND TOTAL		37	176	482	262	222	124	1,303	46	3	5	0	

Washoe Schools PD Arrests By Offenses and Age

22	23	24	25-29	30-34	35-39	40-44	45-49	50-54	55-59	60-64	over 64	Total >18	Grand Total
0	0	0	0	0	0	0	0	0	0	0	0	0	0
0	0	0	0	0	0	0	0	0	0	0	0	0	0
0	0	0	0	0	0	0	0	0	0	0	0	0	0
0	0	0	0	0	0	0	0	0	0	0	0	0	0
0	0	0	0	0	0	0	0	0	0	0	0	0	0
0	0	0	0	0	0	0	0	0	0	0	0	0	9
0	0	0	0	0	0	0	0	0	0	0	0	0	1
0	0	0	0	0	0	0	0	0	0	0	0	0	9
0	0	0	0	0	0	0	0	0	0	0	0	0	1
0	0	0	0	0	0	0	0	1	0	0	0	10	211
0	0	0	0	0	0	0	0	0	0	0	1	2	119
0	0	0	0	0	0	0	0	0	0	0	0	0	18
0	0	0	0	0	0	0	0	0	0	0	0	0	5
0	0	0	0	0	0	0	0	0	0	0	0	2	34
0	0	0	0	0	0	0	0	0	0	0	0	0	11
0	0	0	0	0	0	0	0	0	0	0	0	2	4
0	0	0	0	0	0	0	0	0	0	0	0	0	0
0	0	0	0	0	0	0	0	0	0	0	0	0	5
0	0	0	0	0	0	0	0	0	0	0	0	0	2
0	0	0	0	0	0	0	0	0	0	0	0	0	1
0	0	0	0	0	0	0	0	0	0	0	0	0	0
0	0	0	0	0	0	0	0	0	0	0	0	0	0
0	0	0	0	0	0	0	0	0	0	0	0	0	0
0	0	0	0	0	0	0	0	0	0	0	0	0	0
0	0	0	0	0	0	0	0	0	0	0	0	0	9
0	0	0	0	0	0	0	0	0	0	0	0	0	2
0	0	0	0	0	0	0	0	0	0	0	0	1	23
0	0	0	0	0	0	0	0	0	0	0	0	0	3
0	0	0	0	0	0	0	0	0	0	0	1	3	31
0	0	0	0	0	0	0	0	0	0	0	0	0	4
0	0	0	0	0	0	0	0	0	0	0	0	0	0
0	0	0	0	0	0	0	0	0	0	0	0	0	0
0	0	0	0	0	0	0	0	0	0	0	0	0	17
0	0	0	0	0	0	0	0	0	0	0	0	0	2
1	0	0	0	0	0	0	1	0	0	0	0	5	79
0	0	0	0	0	0	0	0	0	0	0	2	2	19
0	0	0	0	0	0	0	0	0	0	0	0	0	0
0	0	0	0	0	0	0	0	0	0	0	0	0	0
0	0	0	0	0	0	0	0	0	0	0	0	2	4
0	0	0	0	0	0	0	0	0	0	0	0	0	0
0	0	0	0	0	0	0	0	0	0	0	0	0	0
0	0	0	0	0	0	0	0	0	0	0	0	6	51
0	0	0	0	0	0	0	0	0	0	0	0	4	29
0	0	0	0	0	0	0	0	0	0	0	0	0	0
0	0	0	0	0	0	0	0	0	0	0	0	0	0
0	0	0	0	0	0	0	0	0	0	0	0	1	2
0	0	0	0	0	0	0	0	0	0	0	0	1	1
0	0	0	0	0	0	0	0	0	0	0	0	0	0
1	0	0	2	0	1	1	0	0	1	0	2	25	451
0	0	0	0	0	0	0	0	0	0	0	0	3	212
0	0	0	0	0	0	0	0	0	0	0	0	0	0
0	0	0	0	0	0	0	0	0	0	0	0	0	1
0	0	0	0	0	0	0	0	0	0	0	0	0	0
0	0	0	0	0	0	0	0	0	0	0	0	0	0
0	0	0	0	0	0	0	0	0	0	0	0	0	1
0	0	0	0	0	0	0	0	0	0	0	0	0	1
2	0	0	2	0	1	1	1	1	1	0	6	69	1,372

Washoe Co SO Arrests By Offenses and Age

OFFENSE	SEX	10 & Under												
		11-12	13-14	15	16	17	Total <18	18	19	20	21			
Murder	M	0	0	0	0	0	0	0	0	0	0	0	0	0
	F	0	0	0	0	0	0	0	0	0	0	0	0	0
Manslaughter by Negligence	M	0	0	0	0	0	0	0	0	0	0	0	0	0
	F	0	0	0	0	0	0	0	0	0	0	0	0	0
Forcible Rape	M	0	0	0	0	4	1	5	4	2	0	0	0	0
	F	0	0	0	0	0	0	0	0	0	0	0	0	0
Robbery	M	0	0	0	0	0	2	2	1	1	1	1	1	1
	F	0	0	0	0	0	0	0	0	0	0	0	0	3
Aggravated Assault	M	0	0	4	6	1	6	17	1	1	4	2	2	2
	F	0	0	0	0	0	0	0	0	0	0	0	0	3
Other Assaults	M	1	3	5	9	5	6	29	7	5	10	7	7	7
	F	0	1	4	4	1	3	13	3	0	2	0	0	0
Burglary	M	1	3	4	4	2	9	23	3	3	13	4	4	4
	F	0	0	0	0	0	0	0	0	1	0	5	5	5
Larceny--Theft	M	0	4	3	3	0	3	13	2	6	5	3	3	3
	F	0	1	2	2	1	1	7	1	1	1	2	2	2
Motor Vehicle Theft	M	0	0	0	1	0	0	1	0	0	0	0	0	0
	F	0	0	0	1	1	0	2	0	0	0	0	0	0
Arson	M	0	1	0	3	0	0	4	2	0	0	0	0	0
	F	0	0	0	0	0	0	0	0	0	0	0	0	0
Forgery & Counterfeiting	M	0	0	1	1	0	0	2	0	0	0	0	0	0
	F	1	0	1	0	0	0	2	0	0	0	0	0	0
Fraud	M	0	0	0	0	0	1	1	2	1	6	1	1	1
	F	0	0	0	0	0	1	1	1	4	2	6	6	6
Embezzlement	M	0	0	0	0	0	1	1	0	0	2	0	0	0
	F	0	0	0	0	1	0	1	0	0	1	0	0	0
Stolen Property-Buy, Possess, Receive	M	0	0	4	6	4	5	19	7	3	3	3	3	3
	F	0	0	0	1	1	4	6	2	0	1	1	1	1
Vandalism	M	0	0	4	3	2	1	10	1	1	0	0	0	0
	F	1	1	0	0	0	0	2	0	0	0	0	0	0
Weapons-carrying, possession, etc...	M	0	0	0	0	1	2	3	0	2	0	1	1	1
	F	0	0	0	0	0	0	0	0	0	0	0	0	0
Prostitution & Commercialized Vice	M	0	0	0	0	0	0	0	0	0	0	0	0	0
	F	0	0	0	0	0	0	0	0	0	0	0	0	0
Other Sex Offenses	M	0	0	2	1	0	1	4	0	2	1	0	0	0
	F	0	0	0	0	0	0	0	0	0	0	0	0	0
Drug Abuse Violations	M	0	0	4	1	4	5	14	8	6	7	7	7	7
	F	0	0	0	2	1	0	3	2	3	0	3	3	3
Gambling	M	0	0	0	0	0	0	0	0	0	0	0	0	0
	F	0	0	0	0	0	0	0	0	0	0	0	0	0
Offenses Against Family & Children	M	0	0	0	0	1	1	2	3	1	1	1	1	1
	F	0	0	0	0	0	0	0	0	1	0	0	0	0
Driving Under the Influence	M	0	0	0	0	1	4	5	7	4	11	20	20	20
	F	0	0	0	0	1	1	2	2	2	3	3	3	3
Liquor Laws	M	0	0	1	10	6	18	35	16	23	14	0	0	0
	F	0	0	2	4	3	6	15	6	1	2	0	0	0
Drunkenness	M	0	0	0	0	0	0	0	0	0	1	0	0	0
	F	0	0	0	0	0	0	0	0	0	0	0	0	0
Disorderly Conduct	M	0	0	0	0	0	0	0	0	0	0	0	0	0
	F	0	0	0	0	0	0	0	0	0	0	0	0	0
Vagrancy	M	0	0	0	0	0	0	0	0	0	0	0	0	0
	F	0	0	0	0	0	0	0	0	0	0	0	0	0
All Other Offenses (except Traffic)	M	1	3	6	10	21	16	57	33	85	84	92	92	92
	F	2	2	8	8	8	4	32	15	22	24	19	19	19
Suspicion	M	0	0	0	2	0	0	2	0	0	0	0	0	0
	F	0	0	0	0	0	0	0	0	0	0	0	0	0
Curfew and Loitering Law Violations	M	0	0	5	0	3	0	8	0	0	0	0	0	0
	F	0	1	11	3	0	2	17	0	0	0	0	0	0
Runaway	M	0	0	9	7	6	6	28	0	0	0	0	0	0
	F	0	2	9	9	10	8	38	0	0	0	0	0	0
GRAND TOTAL			7	22	89	101	89	118	426	129	181	199	188	188

Washoe Co SO Arrests By Offenses and Age

												over	Total >18	Grand Total
22	23	24	25-29	30-34	35-39	40-44	45-49	50-54	55-59	60-64	64			
0	1	1	1	0	0	0	0	0	0	0	0	0	3	3
0	0	0	0	0	0	0	0	0	0	0	0	0	0	0
0	0	0	0	0	0	0	0	0	0	0	0	0	0	0
0	0	0	0	0	0	0	0	0	0	0	0	0	0	0
1	3	1	3	2	0	0	1	0	0	0	0	0	17	22
0	0	0	0	0	0	0	0	0	0	0	0	0	0	0
3	1	0	7	5	2	2	2	0	2	0	0	0	28	30
0	0	3	0	2	0	0	0	0	0	0	0	0	8	8
5	1	2	19	15	7	13	12	3	1	1	0	0	87	104
1	0	3	3	0	1	3	0	0	0	0	0	0	14	14
11	8	15	40	39	52	22	27	19	6	1	9	278	307	
1	2	1	10	17	18	11	9	2	1	2	0	79	92	
6	6	7	12	12	3	11	2	1	2	0	0	85	108	
0	0	4	3	7	2	1	0	0	0	0	0	23	23	
2	2	3	9	9	5	8	3	1	2	0	1	61	74	
0	1	0	2	4	4	1	2	0	0	0	0	19	26	
1	0	0	0	0	0	0	1	0	0	0	0	2	3	
1	0	0	0	1	0	0	0	0	0	0	0	2	4	
0	0	0	0	0	1	0	0	0	0	0	0	3	7	
0	0	0	0	0	0	0	0	0	0	0	0	0	0	0
0	0	0	1	2	1	1	0	0	0	0	0	5	7	
1	0	0	0	0	0	0	0	0	1	0	0	2	4	
2	3	2	13	18	14	5	9	9	0	2	2	89	90	
5	5	3	12	13	17	12	4	3	4	0	1	92	93	
3	1	1	3	5	7	6	5	0	1	0	0	34	35	
0	0	0	7	2	8	3	1	0	0	0	0	22	23	
2	1	1	11	14	10	3	3	0	2	0	0	63	82	
2	2	1	3	6	2	3	0	0	0	0	0	23	29	
1	1	2	1	1	5	5	1	0	1	0	0	21	31	
0	0	0	0	0	3	0	0	0	0	0	0	3	5	
1	0	1	2	1	2	0	3	2	1	1	0	17	20	
0	0	0	0	0	0	0	0	0	1	0	0	1	1	
0	0	0	0	0	0	0	0	0	0	0	0	0	0	0
0	0	0	0	0	0	0	0	0	0	0	0	0	0	0
1	2	0	4	3	5	2	3	0	0	0	2	25	29	
0	0	0	0	0	0	0	0	0	0	0	0	0	0	0
3	7	6	35	17	20	13	10	2	5	0	0	146	160	
1	4	0	3	7	5	1	1	9	1	0	0	40	43	
0	0	0	0	0	0	0	0	0	0	0	0	0	0	0
0	0	0	0	0	0	0	0	0	0	0	0	0	0	0
2	0	0	1	3	1	2	4	0	1	0	0	20	22	
2	0	0	0	1	1	2	1	0	0	0	0	8	8	
11	18	21	53	48	44	51	39	30	19	7	9	392	397	
5	2	2	10	15	14	20	9	7	5	5	0	104	106	
1	0	0	0	0	1	0	0	0	0	0	0	55	90	
0	0	0	0	0	0	0	0	0	0	0	0	9	24	
0	0	0	0	0	0	0	0	0	0	0	0	1	1	
0	0	0	0	0	0	0	0	0	0	0	0	0	0	0
0	0	0	0	0	0	1	0	0	0	1	0	2	2	2
0	0	0	0	0	0	0	0	0	0	0	0	0	0	0
0	0	0	0	0	0	0	0	0	0	0	0	0	0	0
86	94	81	304	305	308	224	175	69	33	7	5	1,985	2,042	
16	31	17	88	86	83	60	34	11	3	3	2	514	546	
0	0	0	0	0	0	0	0	0	0	0	0	0	0	2
0	0	0	0	0	0	0	0	0	0	0	0	0	0	0
0	0	0	0	0	0	0	0	0	0	0	0	0	0	8
0	0	0	0	0	0	0	0	0	0	0	0	0	0	17
0	0	0	0	0	0	0	0	0	0	0	0	0	0	28
0	0	0	0	0	0	0	0	0	0	0	0	0	0	38
177	196	178	660	660	646	486	361	168	92	30	31	4,382	4,808	

West Wendover PD Arrests By Offenses and Age

OFFENSE	SEX	10 & Under											
		11-12	13-14	15	16	17	Total <18	18	19	20	21		
Murder	M	0	0	0	0	0	0	0	0	0	0	0	0
	F	0	0	0	0	0	0	0	0	0	0	0	0
Manslaughter by Negligence	M	0	0	0	0	0	0	0	0	0	0	0	0
	F	0	0	0	0	0	0	0	0	0	0	0	0
Forcible Rape	M	0	0	0	0	0	0	0	0	0	0	0	0
	F	0	0	0	0	0	0	0	0	0	0	0	0
Robbery	M	0	0	0	0	0	0	0	0	0	0	0	0
	F	0	0	0	0	0	0	0	0	0	0	0	0
Aggravated Assault	M	0	0	0	0	0	0	0	0	1	0	0	1
	F	0	3	0	0	0	0	0	3	0	0	0	0
Other Assaults	M	0	1	2	1	0	1	5	0	2	2	1	1
	F	0	1	9	2	1	1	14	0	0	0	0	0
Burglary	M	0	0	0	1	0	0	1	0	0	1	0	0
	F	0	0	0	0	0	0	0	0	0	0	0	0
Larceny--Theft	M	4	10	3	0	0	1	18	1	2	0	2	2
	F	2	2	0	0	0	0	4	0	0	0	0	1
Motor Vehicle Theft	M	0	0	0	0	0	0	0	0	0	0	0	0
	F	0	0	1	0	0	0	1	0	0	0	0	0
Arson	M	1	1	3	0	0	0	5	0	0	0	0	0
	F	0	0	0	0	0	0	0	0	0	0	0	0
Forgery & Counterfeiting	M	0	0	0	0	0	0	0	0	1	1	2	2
	F	0	0	0	0	0	0	0	0	0	0	0	1
Fraud	M	0	0	0	0	1	0	1	2	4	1	0	0
	F	0	0	0	0	1	0	1	0	0	1	1	1
Embezzlement	M	0	0	0	0	0	0	0	0	0	0	0	0
	F	0	0	0	0	0	0	0	0	0	0	0	0
Stolen Property-Buy, Possess, Receive	M	0	0	0	0	1	1	2	2	0	1	0	0
	F	1	0	0	0	0	0	1	0	0	0	0	0
Vandalism	M	3	4	6	1	4	4	22	0	1	0	2	2
	F	1	2	1	0	0	0	4	0	0	1	1	1
Weapons-carrying, possession, etc...	M	0	0	0	0	0	0	0	0	0	0	0	0
	F	0	0	0	0	0	0	0	0	0	0	0	0
Prostitution & Commercialized Vice	M	0	0	0	0	0	0	0	0	0	0	0	0
	F	0	0	0	0	0	0	0	0	0	0	0	0
Other Sex Offenses	M	0	0	0	0	0	2	2	0	0	0	0	0
	F	0	0	0	0	0	0	0	0	0	0	0	0
Drug Abuse Violations	M	0	0	0	0	3	1	4	2	2	0	1	1
	F	0	0	0	0	0	0	0	0	0	0	0	0
Gambling	M	0	0	0	0	0	0	0	0	0	1	0	0
	F	0	0	0	0	0	0	0	0	0	0	0	0
Offenses Against Family & Children	M	0	1	2	1	0	4	8	1	3	2	9	9
	F	0	0	1	0	0	0	1	0	1	0	0	0
Driving Under the Influence	M	0	0	0	0	0	0	0	1	1	3	2	2
	F	0	0	0	0	0	0	0	0	0	1	2	2
Liquor Laws	M	0	0	0	1	7	2	10	4	3	2	1	1
	F	0	0	1	1	1	1	4	0	0	0	0	0
Drunkenness	M	0	0	0	0	0	0	0	0	0	0	0	0
	F	0	0	0	0	0	0	0	0	0	0	0	0
Disorderly Conduct	M	0	1	0	2	0	1	4	0	1	0	1	1
	F	0	0	1	0	0	0	1	0	1	0	0	0
Vagrancy	M	0	0	0	0	0	0	0	0	0	0	0	0
	F	0	0	0	0	0	0	0	0	0	0	0	0
All Other Offenses (except Traffic)	M	2	3	4	1	0	1	11	0	1	1	3	3
	F	0	0	4	2	0	0	6	0	0	0	0	0
Suspicion	M	0	0	0	0	0	0	0	0	0	0	0	0
	F	0	0	0	0	0	0	0	0	0	0	0	0
Curfew and Loitering Law Violations	M	0	0	0	1	1	0	2	0	0	0	0	0
	F	0	0	2	3	0	1	6	0	0	0	0	0
Runaway	M	0	0	2	0	2	3	7	0	0	0	0	0
	F	0	0	9	2	3	0	14	0	0	0	0	0
GRAND TOTAL		14	29	51	19	25	24	162	14	23	18	31	31

West Wendover PD Arrests By Offenses and Age

22	23	24	25-29	30-34	35-39	40-44	45-49	50-54	55-59	60-64	over 64	Total >18	Grand Total
0	0	0	0	0	0	0	0	0	0	0	0	0	0
0	0	0	0	0	0	0	0	0	0	0	0	0	0
0	0	0	0	0	0	0	0	0	0	0	0	0	0
0	0	0	0	0	0	0	0	0	0	0	0	0	0
0	0	0	0	0	0	0	0	0	0	0	0	0	0
0	0	0	0	0	0	0	0	0	0	0	0	0	0
0	0	2	1	1	2	0	0	0	0	0	0	8	8
0	0	0	1	0	0	0	0	0	0	0	0	1	4
2	2	1	5	4	1	1	0	1	0	0	0	22	27
0	0	0	2	0	0	1	0	0	0	0	0	3	17
1	0	0	1	0	0	0	1	0	0	0	0	4	5
0	0	0	0	0	0	0	0	0	0	0	0	0	0
2	1	2	3	0	1	4	1	0	1	0	0	20	38
0	0	0	1	1	3	2	0	1	0	0	0	9	13
1	0	0	1	0	0	0	0	0	0	0	0	2	2
0	1	0	0	1	0	0	0	0	0	0	0	2	3
0	0	0	1	1	1	0	0	0	0	0	0	3	8
0	0	0	0	0	0	0	0	0	0	0	0	0	0
0	0	0	3	4	1	0	1	0	0	0	0	13	13
0	0	0	1	0	0	1	0	0	0	0	0	3	3
2	0	0	0	0	0	0	1	1	1	0	0	12	13
0	0	1	2	1	3	0	0	0	1	1	0	11	12
0	0	0	1	0	0	0	0	0	0	0	0	1	1
0	0	0	0	0	0	0	0	0	0	0	0	0	0
0	0	1	1	1	0	1	0	0	0	0	0	7	9
0	0	1	0	0	0	0	1	0	0	0	0	2	3
1	1	0	2	1	0	0	0	0	0	0	0	8	30
1	1	0	0	0	0	0	0	0	0	0	0	4	8
1	0	0	0	0	0	0	0	0	0	0	0	1	1
0	0	0	0	0	0	0	0	0	0	0	0	0	0
0	0	0	0	0	0	0	0	0	0	0	0	0	0
0	0	0	2	2	1	0	2	0	1	0	0	8	10
0	0	0	0	0	0	0	0	0	0	0	0	0	0
1	0	1	2	1	0	0	0	0	0	0	0	10	14
0	0	0	1	1	0	0	0	1	0	0	0	3	3
0	0	0	0	0	0	0	0	0	0	0	0	1	1
0	0	0	0	0	0	0	0	0	0	0	0	0	0
3	3	2	10	11	3	6	2	1	1	0	0	57	65
4	0	1	3	2	1	0	0	0	0	0	0	12	13
2	3	5	14	5	3	6	1	1	4	0	0	51	51
1	1	0	0	0	3	1	0	1	1	0	0	11	11
0	1	0	0	2	0	0	1	0	0	0	0	14	24
0	0	0	0	0	0	0	0	0	0	0	0	0	4
0	0	0	0	0	0	0	0	0	0	0	0	0	0
0	0	0	0	0	0	0	0	0	0	0	0	0	0
4	1	0	4	1	2	2	4	0	0	0	0	20	24
0	0	0	0	0	0	0	0	0	0	0	1	2	3
0	0	0	0	0	0	0	0	0	0	0	0	0	0
0	0	0	0	0	0	0	0	0	0	0	0	0	0
0	3	1	7	7	3	3	5	1	0	2	1	38	49
0	1	0	1	0	1	0	1	0	0	0	0	4	10
0	0	0	0	0	0	0	0	0	0	0	0	0	0
0	0	0	0	0	0	0	0	0	0	0	0	0	0
0	0	0	0	0	0	0	0	0	0	0	0	0	2
0	0	0	0	0	0	0	0	0	0	0	0	0	6
0	0	0	0	0	0	0	0	0	0	0	0	0	7
0	0	0	0	0	0	0	0	0	0	0	0	0	14
26	19	18	70	47	29	28	21	8	10	3	2	367	529

White Pine Co SO Arrests By Offenses and Age

OFFENSE	SEX	10 & Under											
		11-12	13-14	15	16	17	Total <18	18	19	20	21		
Murder	M	0	0	0	0	0	0	0	0	0	0	0	0
	F	0	0	0	0	0	0	0	0	0	0	0	0
Manslaughter by Negligence	M	0	0	0	0	0	0	0	0	0	0	0	0
	F	0	0	0	0	0	0	0	0	0	0	0	0
Forcible Rape	M	0	0	0	0	0	0	0	0	0	0	0	0
	F	0	0	0	0	0	0	0	0	0	0	0	0
Robbery	M	0	0	0	0	0	0	0	0	0	0	0	0
	F	0	0	0	0	0	0	0	0	0	0	0	0
Aggravated Assault	M	0	0	0	0	1	0	1	0	1	0	0	0
	F	0	0	0	0	0	0	1	1	0	0	1	0
Other Assaults	M	1	3	5	7	2	2	20	2	0	2	1	0
	F	0	1	3	4	0	1	9	0	0	1	0	0
Burglary	M	0	5	2	1	2	1	11	2	0	0	0	0
	F	0	1	0	1	1	1	4	0	0	0	0	0
Larceny--Theft	M	2	6	4	1	1	3	17	1	0	0	0	0
	F	1	0	1	0	1	0	3	2	0	0	0	0
Motor Vehicle Theft	M	0	1	5	0	0	1	7	0	0	0	0	0
	F	0	0	0	0	5	0	5	1	0	0	0	0
Arson	M	0	0	0	0	0	0	0	0	0	0	0	0
	F	0	0	0	0	0	0	0	0	0	0	0	0
Forgery & Counterfeiting	M	0	0	0	0	0	0	0	0	0	0	0	0
	F	0	0	0	0	0	0	0	0	0	0	0	0
Fraud	M	0	0	0	0	0	0	0	0	0	0	0	0
	F	0	0	0	0	0	0	0	0	0	0	0	0
Embezzlement	M	0	0	0	0	0	0	0	0	0	0	0	0
	F	0	0	0	0	0	0	0	0	0	0	0	0
Stolen Property-Buy, Possess, Receive	M	0	0	0	0	0	0	0	2	0	0	0	0
	F	0	0	0	0	0	0	0	0	0	0	0	0
Vandalism	M	0	4	1	3	4	2	14	1	0	0	0	0
	F	0	0	2	0	0	0	2	0	0	0	0	0
Weapons-carrying, possession, etc...	M	0	0	0	0	0	1	1	1	0	0	0	0
	F	0	0	0	0	0	0	0	0	0	0	0	0
Prostitution & Commercialized Vice	M	0	0	0	0	0	0	0	0	0	0	0	0
	F	0	0	0	0	0	0	0	0	0	0	0	0
Other Sex Offenses	M	0	0	0	0	0	1	1	0	0	0	0	0
	F	0	0	0	0	0	0	0	0	0	0	0	0
Drug Abuse Violations	M	0	0	0	2	1	1	4	2	0	0	0	0
	F	0	0	2	0	0	0	2	0	0	0	0	0
Gambling	M	0	0	0	0	0	0	0	0	0	0	0	0
	F	0	0	0	0	0	0	0	0	0	0	0	0
Offenses Against Family & Children	M	0	0	0	0	0	0	0	0	0	1	0	0
	F	0	0	0	0	0	0	0	0	0	0	0	0
Driving Under the Influence	M	0	0	0	0	0	1	1	0	2	0	1	0
	F	0	0	0	0	0	0	0	0	0	1	0	0
Liquor Laws	M	0	0	0	0	0	1	1	0	0	1	0	0
	F	0	0	0	0	0	0	0	0	0	0	0	0
Drunkenness	M	0	1	1	6	3	6	17	2	0	1	0	0
	F	0	0	0	0	9	4	13	0	0	1	0	0
Disorderly Conduct	M	3	7	6	5	7	4	32	0	0	1	0	0
	F	0	2	5	2	1	0	10	0	0	0	0	0
Vagrancy	M	0	0	0	0	0	0	0	0	0	0	0	0
	F	0	0	0	0	0	0	0	0	0	0	0	0
All Other Offenses (except Traffic)	M	3	4	10	10	13	10	50	0	1	0	2	0
	F	3	1	5	7	4	6	26	0	0	0	0	0
Suspicion	M	0	5	1	5	3	3	17	0	0	0	0	0
	F	0	0	0	3	0	0	3	0	0	0	0	0
Curfew and Loitering Law Violations	M	0	0	4	6	5	3	18	0	0	0	0	0
	F	0	2	3	4	2	4	15	0	0	0	0	0
Runaway	M	0	1	0	0	6	3	10	0	0	0	0	0
	F	0	1	5	1	6	0	13	0	0	0	0	0
GRAND TOTAL			13	45	65	68	77	60	328	16	4	10	4

White Pine Co SO Arrests By Offenses and Age

22	23	24	25-29	30-34	35-39	40-44	45-49	50-54	55-59	60-64	over 64	Total >18	Grand Total
0	0	0	0	0	0	0	0	0	0	0	0	0	0
0	0	0	0	0	0	0	0	0	0	0	0	0	0
0	0	0	0	0	0	0	0	0	0	0	0	0	0
0	0	0	0	0	0	0	0	0	0	0	0	0	0
0	0	0	0	0	0	0	0	0	0	0	0	0	0
1	0	0	0	0	0	0	0	0	0	0	0	1	1
0	0	0	0	0	0	0	0	0	0	0	0	0	0
0	0	0	0	2	0	2	0	0	0	0	0	1	6
0	0	0	0	0	0	0	0	0	0	0	0	1	2
1	0	0	4	2	4	4	4	1	0	0	0	25	45
0	0	0	1	2	3	4	1	1	0	0	0	13	22
5	2	1	5	0	0	0	0	1	0	0	0	16	27
0	0	0	0	0	0	0	0	1	0	0	0	1	5
0	0	0	0	1	0	0	0	0	0	0	0	2	19
1	0	0	0	0	0	0	0	0	0	0	0	3	6
0	0	0	0	0	1	0	0	0	0	0	0	1	8
0	0	0	1	0	0	0	0	0	0	0	0	2	7
0	0	0	0	0	0	0	0	0	0	0	0	0	0
0	0	0	0	0	0	0	0	1	0	0	0	1	1
0	0	0	0	1	0	0	0	0	0	0	0	1	1
0	0	0	0	0	0	1	0	0	0	0	0	1	1
0	0	0	0	0	0	0	0	0	0	0	0	0	0
0	0	0	0	0	0	0	0	0	0	0	0	0	0
0	0	0	0	0	0	0	0	0	0	0	0	0	0
0	0	0	0	0	0	0	0	0	0	0	0	0	0
0	1	0	1	0	0	0	0	0	0	0	0	4	4
0	0	0	0	0	0	0	0	0	0	0	0	0	0
0	0	1	0	0	1	0	0	0	0	0	0	3	17
0	0	0	0	0	0	0	0	0	0	0	0	0	2
0	0	0	0	0	0	0	0	0	0	0	0	1	2
0	0	0	0	0	0	0	0	0	0	0	0	0	0
0	0	0	0	0	0	0	0	0	0	0	0	0	0
0	0	0	0	0	0	0	0	0	0	0	0	0	0
0	0	0	1	0	0	0	0	0	0	0	0	1	2
0	0	0	0	0	0	0	0	0	0	0	0	0	0
1	0	0	0	0	0	0	0	0	0	0	0	3	7
0	0	0	0	0	0	0	0	0	0	0	0	0	2
0	0	0	0	0	0	0	0	0	0	0	0	0	0
0	0	0	0	0	0	0	0	0	0	0	0	0	0
0	0	0	0	0	0	1	0	0	0	0	0	2	2
0	0	0	0	1	0	0	0	0	0	0	0	1	1
0	2	0	6	2	4	9	3	1	1	3	1	35	36
0	0	0	3	0	0	2	0	0	1	0	0	7	7
0	0	0	0	0	0	0	0	0	0	0	0	1	2
0	0	0	0	0	0	0	0	0	0	0	0	0	0
0	0	0	0	0	0	0	0	0	0	0	0	3	20
0	0	0	0	0	0	0	0	0	0	0	0	1	14
1	0	0	0	0	0	1	3	0	0	0	1	7	39
0	0	0	2	1	1	0	0	0	0	0	0	4	14
0	0	0	0	0	0	0	0	0	0	0	0	0	0
0	0	0	0	0	0	0	0	0	0	0	0	0	0
1	0	0	1	0	0	0	0	0	0	0	0	5	55
0	2	0	0	2	0	0	0	0	0	0	0	4	30
0	0	0	0	0	0	0	0	0	0	0	0	0	17
0	0	0	0	0	0	0	0	0	0	0	0	0	3
0	0	0	0	0	0	0	0	0	0	0	0	0	18
0	0	0	0	0	0	0	0	0	0	0	0	0	15
0	0	0	0	0	0	0	0	0	0	0	0	0	10
0	0	0	0	0	0	0	0	0	0	0	0	0	13
11	7	2	25	14	15	23	11	6	2	3	3	156	484

Winnemucca PD Arrests By Offenses and Age

OFFENSE	SEX	10 & Under												
		11-12	13-14	15	16	17	Total <18	18	19	20	21			
Murder	M	0	0	0	0	0	0	0	0	0	0	0	0	0
Murder	F	0	0	0	0	0	0	0	0	0	0	0	0	0
Manslaughter by Negligence	M	0	0	0	0	0	0	0	0	0	0	0	0	0
Manslaughter by Negligence	F	0	0	0	0	0	0	0	0	0	0	0	0	0
Forcible Rape	M	0	0	0	0	0	0	0	0	0	0	0	0	0
Forcible Rape	F	0	0	0	0	0	0	0	0	0	0	0	0	0
Robbery	M	0	0	0	2	0	0	2	0	0	0	0	0	0
Robbery	F	0	0	1	0	0	0	1	0	0	0	0	0	0
Aggravated Assault	M	0	0	0	0	0	0	0	0	0	0	0	0	0
Aggravated Assault	F	0	0	0	0	0	0	0	0	0	0	0	0	0
Other Assaults	M	0	0	0	1	0	0	1	1	2	2	1		
Other Assaults	F	0	0	0	0	0	0	1	1	0	0	0	1	
Burglary	M	0	0	0	0	2	0	2	2	0	2	1	0	
Burglary	F	0	0	0	1	0	1	2	2	0	0	0	0	
Larceny--Theft	M	0	0	2	3	1	2	8	0	2	0	1		
Larceny--Theft	F	0	0	1	1	1	0	3	0	0	1	1		
Motor Vehicle Theft	M	0	0	0	1	3	0	4	1	0	0	0	0	
Motor Vehicle Theft	F	0	0	1	0	0	0	1	0	0	0	0	0	
Arson	M	0	0	0	1	0	0	1	0	0	0	0	0	
Arson	F	0	0	0	0	0	0	0	0	0	0	0	0	
Forgery & Counterfeiting	M	0	0	0	0	0	1	1	1	0	0	0	0	
Forgery & Counterfeiting	F	0	0	0	0	0	0	0	0	0	0	0	0	
Fraud	M	0	0	0	0	0	0	0	0	0	0	0	0	
Fraud	F	0	0	0	0	0	0	0	0	0	0	0	0	
Embezzlement	M	0	0	0	0	0	0	0	0	0	0	0	0	
Embezzlement	F	0	0	0	0	0	0	0	0	0	0	0	0	
Stolen Property-Buy, Possess, Receive	M	0	0	0	0	0	0	0	0	1	0	0	0	
Stolen Property-Buy, Possess, Receive	F	0	0	0	0	0	1	1	0	0	1	2		
Vandalism	M	0	0	2	1	1	0	4	0	0	1	0	0	
Vandalism	F	0	0	0	0	0	0	0	0	0	0	0	0	
Weapons-carrying, possession, etc...	M	0	0	0	0	0	0	0	0	0	0	0	0	
Weapons-carrying, possession, etc...	F	0	0	0	0	0	0	0	0	0	0	0	0	
Prostitution & Commercialized Vice	M	0	0	0	0	0	0	0	0	0	0	0	0	
Prostitution & Commercialized Vice	F	0	0	0	0	0	0	0	0	0	0	0	0	
Other Sex Offenses	M	0	0	0	0	0	0	0	0	0	0	0	0	
Other Sex Offenses	F	0	0	0	0	0	0	0	0	0	0	0	0	
Drug Abuse Violations	M	0	0	0	0	3	5	8	0	2	0	0	0	
Drug Abuse Violations	F	0	0	0	0	0	4	4	0	0	0	0	0	
Gambling	M	0	0	0	0	0	0	0	0	0	0	0	0	
Gambling	F	0	0	0	0	0	0	0	0	0	0	0	0	
Offenses Against Family & Children	M	0	0	0	0	0	0	0	0	0	0	0	1	
Offenses Against Family & Children	F	0	0	0	0	0	0	0	0	0	0	0	0	
Driving Under the Influence	M	0	0	0	0	1	0	1	0	0	1	2		
Driving Under the Influence	F	0	0	0	0	0	0	0	0	0	0	0	0	
Liquor Laws	M	0	0	1	2	0	4	7	3	3	0	0	0	
Liquor Laws	F	0	0	0	0	0	0	0	0	0	0	0	0	
Drunkenness	M	0	0	0	0	0	1	1	0	0	0	0	0	
Drunkenness	F	0	0	0	0	0	0	0	0	0	0	0	0	
Disorderly Conduct	M	0	1	3	1	3	1	9	1	2	1	1		
Disorderly Conduct	F	0	0	1	0	2	1	4	0	0	0	1		
Vagrancy	M	0	0	0	0	0	0	0	0	0	0	0	0	
Vagrancy	F	0	0	0	0	0	0	0	0	0	0	0	0	
All Other Offenses (except Traffic)	M	0	0	1	0	1	3	5	1	1	1	1	0	
All Other Offenses (except Traffic)	F	0	0	0	0	0	2	2	1	2	0	0	0	
Suspicion	M	0	0	0	0	0	0	0	0	0	0	0	0	
Suspicion	F	0	0	0	0	0	0	0	0	0	0	0	0	
Curfew and Loitering Law Violations	M	0	0	3	1	2	2	8	0	0	0	0	0	
Curfew and Loitering Law Violations	F	0	0	0	0	0	1	1	0	0	0	0	0	
Runaway	M	0	0	2	2	0	0	4	0	0	0	0	0	
Runaway	F	0	0	3	1	1	6	11	0	0	0	0	0	
GRAND TOTAL		0	1	21	18	21	36	97	8	17	9	11		

Winnemucca PD Arrests By Offenses and Age

22	23	24	25-29	30-34	35-39	40-44	45-49	50-54	55-59	60-64	over 64	Total >18	Grand Total
0	0	0	0	0	0	0	0	0	0	0	0	0	0
0	0	0	0	0	0	0	0	0	0	0	0	0	0
0	0	0	0	0	0	0	0	0	0	0	0	0	0
0	0	0	0	0	0	0	0	0	0	0	0	0	0
0	0	0	1	0	1	0	0	0	0	0	0	2	2
0	0	0	0	0	0	0	0	0	0	0	0	0	0
0	0	0	0	0	0	0	0	0	0	0	0	0	2
0	0	0	0	0	0	0	0	0	0	0	0	0	1
0	0	0	0	0	1	2	1	0	1	0	0	5	5
0	0	0	0	0	0	0	0	0	0	0	0	0	0
2	0	0	5	3	6	8	5	2	3	0	0	40	41
0	0	1	0	5	1	2	2	0	0	0	0	12	13
0	1	0	1	1	0	0	0	1	0	0	0	7	9
0	0	0	0	1	1	0	0	0	0	0	0	2	4
0	0	0	4	0	0	0	2	1	0	0	0	10	18
0	0	1	0	1	0	0	0	0	0	0	0	4	7
0	0	0	1	0	0	0	0	0	0	0	0	2	6
0	0	0	0	0	0	0	0	0	0	0	0	0	1
0	0	0	0	0	0	0	0	0	0	0	0	0	0
0	0	0	0	0	0	0	0	0	0	0	0	0	0
0	0	1	1	2	0	0	0	0	0	0	0	4	5
1	0	0	0	0	0	0	0	0	0	0	0	1	1
0	0	0	0	1	1	0	0	0	0	0	0	2	2
0	0	0	0	0	1	0	0	0	0	0	0	1	1
0	0	0	0	0	0	0	0	0	0	0	0	0	0
0	0	0	0	0	0	0	0	0	0	0	0	0	0
0	0	0	0	0	0	0	0	0	0	0	0	0	0
0	0	0	0	0	0	0	0	0	0	0	0	0	0
1	1	0	2	1	1	0	1	0	0	0	0	8	8
0	0	0	0	1	1	0	0	0	0	0	0	5	6
0	0	0	0	0	0	0	0	0	0	0	0	1	5
0	0	0	0	0	1	0	0	0	0	0	0	1	1
0	0	0	0	0	0	0	0	0	0	0	0	0	0
0	0	0	0	0	0	0	0	0	0	0	0	0	0
0	0	0	0	0	0	0	0	0	0	0	0	0	0
0	0	0	0	0	0	0	0	0	0	0	0	0	0
0	0	0	0	2	0	0	0	0	0	0	0	2	2
0	0	0	0	0	0	0	0	0	0	0	0	0	0
1	1	0	1	0	0	1	1	0	0	0	0	7	15
0	0	0	1	2	1	1	0	0	0	0	0	5	9
0	0	0	0	0	0	0	0	0	0	0	0	0	0
0	0	0	0	0	0	0	0	0	0	0	0	0	0
0	0	0	0	0	0	0	0	0	0	0	0	0	0
0	0	0	0	0	1	1	0	0	0	0	0	3	3
0	0	0	0	1	0	0	0	0	0	0	0	1	1
1	0	1	3	4	3	6	1	0	2	1	0	25	26
0	0	0	1	1	0	2	4	0	0	0	0	8	8
0	0	0	0	0	0	0	0	0	0	0	0	6	13
0	0	0	0	0	0	1	0	0	0	0	0	1	1
0	0	0	0	0	0	0	0	0	0	0	0	0	1
0	0	0	0	0	0	0	0	0	0	0	0	0	0
0	0	0	1	5	4	7	7	1	1	2	0	33	42
0	0	0	0	2	1	3	0	3	0	0	0	10	14
0	0	0	0	0	0	0	0	0	0	0	0	0	0
0	0	0	0	0	0	0	0	0	0	0	0	0	0
2	0	2	3	5	5	2	3	0	4	0	0	29	34
1	0	1	2	2	3	4	0	1	1	0	0	18	20
0	0	0	0	0	0	1	0	0	0	0	0	1	1
0	0	0	0	0	0	0	0	0	0	0	0	0	0
0	0	0	0	0	0	0	0	0	0	0	0	0	8
0	0	0	0	0	0	0	0	0	0	0	0	0	1
0	0	0	0	0	0	0	0	0	0	0	0	0	4
0	0	0	0	0	0	0	0	0	0	0	0	0	11
9	3	7	27	41	33	41	27	9	12	3	0	257	354

Yerington PD Arrests By Offenses and Age

OFFENSE	SEX	10 &							Total <18	18	19	20	21
		Under	11-12	13-14	15	16	17						
Murder	M	0	0	0	0	0	0	0	0	0	0	0	
	F	0	0	0	0	0	0	0	0	0	0	0	
Manslaughter by Negligence	M	0	0	0	0	0	0	0	0	0	0	0	
	F	0	0	0	0	0	0	0	0	0	0	0	
Forcible Rape	M	0	0	0	0	0	0	0	0	0	0	0	
	F	0	0	0	0	0	0	0	0	0	0	0	
Robbery	M	0	0	0	0	0	0	0	0	0	0	0	
	F	0	0	0	0	0	0	0	0	0	0	0	
Aggravated Assault	M	0	0	0	0	0	0	0	0	0	0	0	
	F	0	0	0	0	0	0	0	0	0	0	0	
Other Assaults	M	0	0	0	0	0	0	0	1	1	0	0	
	F	0	0	0	0	0	0	0	0	0	0	0	
Burglary	M	0	0	0	0	0	0	0	0	0	0	1	
	F	0	0	0	0	0	0	0	0	0	0	0	
Larceny--Theft	M	0	0	0	0	0	0	0	0	0	0	0	
	F	0	0	0	0	0	0	0	0	1	0	0	
Motor Vehicle Theft	M	0	0	0	0	0	0	0	0	0	0	0	
	F	0	0	0	0	0	0	0	0	0	0	0	
Arson	M	0	0	0	0	0	0	0	0	0	0	0	
	F	0	0	0	0	0	0	0	0	0	0	0	
Forgery & Counterfeiting	M	0	0	0	0	0	0	0	0	0	0	0	
	F	0	0	0	0	0	0	0	0	0	0	0	
Fraud	M	0	0	0	0	0	0	0	0	0	0	0	
	F	0	0	0	0	0	0	0	0	0	0	0	
Embezzlement	M	0	0	0	0	0	0	0	0	0	0	0	
	F	0	0	0	0	0	0	0	0	0	0	0	
Stolen Property-Buy, Possess, Receive	M	0	0	0	0	0	0	0	0	0	0	0	
	F	0	0	0	0	0	0	0	0	0	0	0	
Vandalism	M	0	0	0	0	0	0	0	0	0	0	0	
	F	0	0	0	0	0	0	0	0	0	0	0	
Weapons-carrying, possession, etc...	M	0	0	0	0	0	0	0	0	0	0	0	
	F	0	0	0	0	0	0	0	0	0	0	0	
Prostitution & Commercialized Vice	M	0	0	0	0	0	0	0	0	0	0	0	
	F	0	0	0	0	0	0	0	0	0	0	0	
Other Sex Offenses	M	0	0	0	0	0	0	0	0	0	0	0	
	F	0	0	0	0	0	0	0	0	0	0	0	
Drug Abuse Violations	M	0	0	0	0	0	0	0	2	0	0	1	
	F	0	0	0	0	0	0	0	0	0	0	0	
Gambling	M	0	0	0	0	0	0	0	0	0	0	0	
	F	0	0	0	0	0	0	0	0	0	0	0	
Offenses Against Family & Children	M	0	0	0	0	0	0	0	0	0	0	0	
	F	0	0	0	0	0	0	0	0	0	0	0	
Driving Under the Influence	M	0	0	0	0	0	0	0	0	0	0	0	
	F	0	0	0	0	0	0	0	0	0	0	0	
Liquor Laws	M	0	0	0	0	0	0	0	0	0	0	0	
	F	0	0	0	0	0	0	0	0	0	0	0	
Drunkenness	M	0	0	0	0	0	0	0	0	0	0	0	
	F	0	0	0	0	0	0	0	0	0	0	0	
Disorderly Conduct	M	0	0	0	0	0	0	0	0	0	0	0	
	F	0	0	0	0	0	0	0	0	0	0	0	
Vagrancy	M	0	0	0	0	0	0	0	0	0	0	0	
	F	0	0	0	0	0	0	0	0	0	0	0	
All Other Offenses (except Traffic)	M	0	1	1	0	0	0	2	1	0	0	2	
	F	0	0	0	0	0	0	0	0	0	0	1	
Suspicion	M	0	0	0	0	0	0	0	0	0	0	0	
	F	0	0	0	0	0	0	0	0	0	0	0	
Curfew and Loitering Law Violations	M	0	0	0	0	0	0	0	0	0	0	0	
	F	0	0	0	0	0	0	0	0	0	0	0	
Runaway	M	0	0	0	0	0	0	0	0	0	0	0	
	F	0	0	0	0	0	0	0	0	0	0	0	
GRAND TOTAL		0	1	1	0	0	0	2	4	2	0	5	

Nevada Division of Investigation Arrests for Drug Violations, 2003

		<10	10-12	13-14	15	16	17	Total <18	18	19	20	21-29	30-39	40-49	50-59	60+	Total >18	Total All Ages
Sales/Manufacturing Violations																		
Opium or cocaine and their derivatives (morphine, heroin, codeine)	M	0	0	0	0	1	0	1	1	1	0	8	2	4	0	2	18	19
	F	0	0	0	0	0	0	0	1	1	0	1	1	1	0	0	5	5
Marijuana	M	0	0	0	0	0	1	1	4	0	4	21	9	6	2	3	49	50
	F	0	0	0	0	0	0	0	0	1	0	1	4	1	0	1	8	8
Synthetic narcotics - Manufactured narcotics that can cause true drug addiction (Demerol, meth)	M	0	0	0	0	2	0	2	2	3	5	32	25	19	6	1	93	95
	F	0	0	0	0	1	0	1	1	1	0	6	14	2	0	0	24	25
Other dangerous, non-narcotic drugs (barbiturates, Benzedrine)	M	0	0	0	0	1	0	1	1	3	6	23	6	6	1	16	62	63
	F	0	0	0	0	0	0	0	0	2	0	3	6	2	2	3	18	18
Total Sales & Manufacturing		0	0	0	0	5	1	6	10	12	15	95	67	41	11	26	277	283
Possession Violations																		
Opium or cocaine and their derivatives (morphine, heroin, codeine)	M	0	0	0	0	0	0	0	0	0	0	2	1	1	0	0	4	4
	F	0	0	0	0	0	0	0	0	0	0	1	0	0	0	0	1	1
Marijuana	M	0	0	0	0	2	5	7	5	2	2	12	3	3	2	5	34	41
	F	0	0	0	0	0	0	0	0	2	2	5	3	0	0	3	15	15
Synthetic narcotics - Manufactured narcotics that can cause true drug addiction (Demerol, meth)	M	0	0	0	0	0	0	0	2	0	2	16	19	6	0	1	46	46
	F	0	0	0	0	0	0	0	1	0	0	8	10	9	1	0	29	29
Other dangerous, non-narcotic drugs (barbiturates, Benzedrine)	M	0	0	0	0	0	0	0	1	0	2	9	2	4	0	4	22	22
	F	0	0	0	0	0	0	0	0	0	2	10	5	1	1	0	19	19
Total Possession		0	0	0	0	2	5	7	9	4	10	63	43	24	4	13	170	177
Total		0	0	0	0	7	6	13	19	16	25	158	110	65	15	39	447	460

Hate Crime



- Photo courtesy of Nevada State Parks

Photo of Ward Charcoal Ovens State Historic Park -- These ovens are located just south of Ely Nevada. These beehive-shaped ovens were used in the late 19th century to generate charcoal for use in the mines of nearby Ward, Nevada.

State of Nevada
Department of Public Safety

Hate Crimes

2003

--It shall be unlawful for any person, maliciously and with specific intent to intimidate, harass, cause physical injury, or damage real or personal property of another person because of that person's race, color, religion, ancestry, or national origin.--

In April, 1990, a federal mandate to collect and report hate/bias crimes was passed by Congress.

Unlike other Uniform Crime Reporting data, which account for actual reported numbers of definite offenses, hate crime reporting requires rather subjective opinions regarding sensitive issues. This requires various law enforcement administrators to develop and utilize viable and appropriate responsive policies.

Accurate data collection for hate crime requires proper training of enforcement personnel in incident recognition as well as cooperation and desire of enforcement communities to report these offenses without influence of special interest groups, media and politics.

Criteria for recognizing and reporting hate crimes have been prepared and distributed to all law enforcement agencies in Nevada. Enforcement personnel training is periodically offered by the Nevada UCR Program and the Federal Bureau of Investigation.

Information reported in this category includes the offense in relation to the bias incident, motivation (anti-race, anti-religion, anti-sexual orientation, anti-ethnicity, etc.) and identification of victims' and offenders' sex, race and ethnicity.

Nevada enforcement agencies reported 101 hate/bias incidents in 2003. There were 61 reported in 2002 and 72 in 2001.

Reported Hate Crimes

MONTH	AGENCY	OFFENSE	LOCATION	MOTIVATION (ANTI)	VICTIM/ NUMBER	OFFENDER/ NUMBER
Jan	Las Vegas Metro PD	Simple Assault	Residence / Home	Anti-Black	Individual - 1	White- 1
	Las Vegas Metro PD	Simple Assault	Highway/Road/Alley/Street	Anti -Black	Individual - 1	White- 1
	Las Vegas Metro PD	Intimidation	Church/Synagogue/Temple	Anti-Jewish	Religious Org	Unknown-00
	Las Vegas Metro PD	Destruction/Vandalism	Residence / Home	Anti-Black	Individual- 1	Unknown-00
	Las Vegas Metro PD	Destruction/Vandalism	Residence / Home	Anti-Jewish	Individual- 1	Unknown-00
	Las Vegas Metro PD	Destruction/Vandalism	Church/Synagogue/Temple	Anti-Christian	Religious Org	Unknown-00
	Las Vegas Metro PD	Destruction/Vandalism	Hotel/Motel/Etc	Anti-Black	Business-1	Unknown-00
	Las Vegas Metro PD	Destruction/Vandalism	Church/Synagogue/Temple	Anti-Christian	Religious Org	Unknown-00
	Las Vegas Metro PD	Destruction/Vandalism	Highway/Road/Alley/Street	Anti-Black	Government- 1	Unknown-00
	Las Vegas Metro PD	Destruction/Vandalism	Commercial/Office Building	Anti-Serbian	Business-1	Unknown-00
	Las Vegas Metro PD	Destruction/Vandalism	Specialty Store	Anti-Jewish	Business-1	Unknown-00
	Las Vegas Metro PD	Destruction/Vandalism	Residence / Home	Anti-Other Religion	Individual- 1	Unknown-00
	Reno PD	Simple Assault/Intimidation	Highway/Road/Alley/Street	Anti-Asian	Individual- 2	White- 1
Feb	Winnemucca PD	Intimidation	Hotel/Motel/etc..	Anti-Black	Individual-2	White-2
	Pershing Co SO	Aggravated Assault	Highway/Road/Alley/Street	Anti-Hispanic	Individual-1	White-1
	Las Vegas Metro PD	Simple Assault	Department/ Discount Str	Anti-White	Individual-1	Black-1
	Las Vegas Metro PD	Intimidation	Service/Gas Station	Anti-Iranian	Business-3	Unknown-00
	Las Vegas Metro PD	Intimidation	Residence/Home	Anti-Homosexual	Individual-1	White-1
	Las Vegas Metro PD	Destruction/Vandalism	Residence/Home	Anti-Black	Individual-1	Unknown-00
Mar	Las Vegas Metro PD	Simple Assault	Residence/Home	Anti-Black	Individual-1	Multi-Racial Grp-1
	Las Vegas Metro PD	Destruction/Vandalism	Residence/Home	Anti-Afghanistan	Individual-1	Unknown-00
	Las Vegas Metro PD	Intimidation	Residence/Home	Anti-Arab	Individual-1	White-1
	Las Vegas Metro PD	Aggravated Assault	Highway/Road/Alley/Street	Anti-Hispanic	Individual-1	White-2
	Las Vegas Metro PD	Intimidation	Residence/Home	Anti-Jewish	Individual-1	White-1
	Las Vegas Metro PD	Destruction/Vandalism	Residence/Home	Anti-Homosexual	Individual-1	Unknown-00
	Las Vegas Metro PD	Intimidation	Restraurant	Anti-Middle East	Individual-1	White-2
	Las Vegas Metro PD	Aggravated Assault	Highway/Road/Alley/Street	Anti-Middle East	Individual-1	White-1
	Las Vegas Metro PD	Intimidation	Residence/Home	Anti-Afghanistan	Individual-1	Multi-Racial Grp-6
	Las Vegas Metro PD	Destruction/Vandalism	Residence/Home	Anti-Middle East	Individual-1	Unknown-00

MONTH	AGENCY	OFFENSE	LOCATION	MOTIVATION (ANTI)	VICTIM/ NUMBER	OFFENDER/ NUMBER	
Apr	Las Vegas Metro PD	Aggravated Assault	Parking Lot/Garage	Anti-Black	Individual- 2	White- 1	
	Las Vegas Metro PD	Intimidation	Restaurant	Anti-French	Business- 1	White- 1	
	Las Vegas Metro PD	Intimidation	Residence	Anti-Islamic	Individual- 1	Unknown-00	
	Las Vegas Metro PD	Aggravated Assault	Highway/Road/Alley/Street	Anti-Black	Individual- 3	White- 1	
	Las Vegas Metro PD	Intimidation	Highway/Road/Alley/Street	Anti-Hispanic	Individual- 2	White- 1	
May	Nye CO SO	Simple Assault	Highway/Road/Alley/Street	Anti-Black	Individual- 1	White- 2	
	Las Vegas Metro PD	Aggravated Assault	Other/Unknown (Bus Stop)	Anti-White	Individual- 1	Black- 1	
	Las Vegas Metro PD	Simple Assault	Highway/Road/Alley/Street	Anti-White	Individual- 1	Black- 1	
	Las Vegas Metro PD	Intimidation	Church/Synagogue/Temple	Anti-American	Religious Org	MultiRaceGp-1	
	Las Vegas Metro PD	Intimidation	Drug Store/Dr's Office/Hospital	Anti-Jewish	Business- 1	White- 1	
	Las Vegas Metro PD	Aggravated Assault	Residence/Home	Anti-Hispanic	Individual- 1	Black- 1	
	North LV PD	Destruction/Vandalism	Residence/Home	Anti-Black	Individual- 1	White-2	
	Washoe Co Schl PD	Simple Assault	School/College	Anti-Hispanic	Individual- 1	White-1	
	Washoe Co Schl PD	Destruction/Vandalism	School/College	Anti-Black	Individual- 1	White-00	
	Washoe Co Schl PD	Destruction/Vandalism	School/College	Anti-Homosexual	Individual- 1	White-1	
	Jun	Douglas CO SO	Intimidation	Hotel/Motel/Etc.	Anti-Hispanic	Individual- 2	White- 1
		Las Vegas Metro PD	Intimidation	Highway/Road/Alley/Street	Anti-Asian/Pac Is	Individual- 2	White- 1
		Las Vegas Metro PD	Intimidation	Grocery/Supermarket	Anti-Lesbian	Individual- 1	Asian /Pac Is 1
		Las Vegas Metro PD	Intimidation	Residence/Home	Anti-Jewish	Individual- 1	Unknown-00
		Las Vegas Metro PD	Robbery	Parking Lot/Garage	Anti-Homosexual	Individual-1	White- 2
Las Vegas Metro PD		Destruction/Vandalism	Residence/Home	Anti-Black	Individual- 1	Unknown-00	
Las Vegas Metro PD		Intimidation	Residence/Home	Anti-Homosexual	Individual- 2	White- 2	
Las Vegas Metro PD		Intimidation	Other/Unknown	Anti-Arab	Individual- 1	Unknown-00	
Las Vegas Metro PD		Destruction/Vandalism	Residence/Home	Anti-Black	Individual- 2	Unknown-00	
Las Vegas Metro PD		Destruction/Vandalism	Residence/Home	Anti-Black	Individual- 1	Unknown-00	
Las Vegas Metro PD		Simple Assault	Highway/Road/Alley/Street	Anti-Lesbian	Individual-2	Black- 3	
Las Vegas Metro PD		Aggravated Assault	Parking Lot/Garage	Anti-Hispanic	Individual- 3	White- 2	
Las Vegas Metro PD		Destruction/Vandalism	Residence/Home	Anti-Black	Individual- 1	Unknown-00	
Jul		Elko PD	Simple Assault	Highway/Road/Alley/Street	Anti-Hispanic	Individual- 1	White- 1
		Las Vegas Metro PD	Simple Assault	Hotel/Motel/Etc.	Anti-Military/Irish	Individual- 2	White- 1
		Las Vegas Metro PD	Aggravated Assault	Other/Bus-Public Trans	Anti-Hispanic	Individual- 3	White- 1
		Las Vegas Metro PD	Aggravated Assault	Other/Bus-Public Trans	Anti-White	Individual- 2	Black- 1
		Las Vegas Metro PD	Intimidation	Residence/Home	Anti-Black	Individual-1	Unknown-00
		Las Vegas Metro PD	Destruction/Vandalism	Highway/Road/Alley/Street	Anti-Black	Individual- 1	White- 1
		Aug	Las Vegas Metro PD	Intimidation	Government/Public Building	Anti-White	Individual- 1
Las Vegas Metro PD	Simple Assault		Highway/Road/Alley/Street	Anti-Black	Individual- 1	White- 2	
Las Vegas Metro PD	Aggravated Assault		Other/Unknown	Anti-Asian/Pac Islr	Individual- 1	White- 1	
Las Vegas Metro PD	Intimidation		Residence/Home	Anti-Jewish	Individual- 1	Unknown-00	
Las Vegas Metro PD	Destruction/Vandalism		Residence/Home	Anti-Multi-Racial Grp	Individual- 1	Unknown-00	
Las Vegas Metro PD	Aggravated Assault		Highway/Road/Alley/Street	Anti-Black	Individual- 1	White- 1	
Las Vegas Metro PD	Intimidation		Commercial/Office Building	Anti-Black	Individual-2	White- 1	
Las Vegas Metro PD	Aggravated Assault		Residence/Home	Anti-Black	Individual- 1	White- 1	
Las Vegas Metro PD	Simple Assault		Highway/Road/Alley/Street	Anti-Homosexual	Individual- 1	White- 2	
Las Vegas Metro PD	Intimidation		Residence/Home	Anti-Homosexual	Individual- 1	Unknown-00	
Sep	Las Vegas Metro PD		Simple Assault	Residence/Home	Anti-Homosexual	Individual- 1	White- 2
	Las Vegas Metro PD		Destruction/Vandalism	Residence/Home	Anti- Black	Individual- 2	Unknown-00
	Las Vegas Metro PD		Aggravated Assault	Parking Lot/Garage	Anti-Black	Individual-1	White- 5
	Las Vegas Metro PD		Aggravated Assault	Parking Lot/Garage	Anti-Black	Individual- 1	White- 1
	Washoe Co Schl PD		Destruction/Vandalism	School/College	Anti-Black	Social/Public	Unknown-00
	Washoe Co Schl PD	Simple Assault	Other/Unknown	Anti-Black	Individual-1	White-4	

MONTH	AGENCY	OFFENSE	LOCATION	MOTIVATION (ANTI)	VICTIM/ NUMBER	OFFENDER/ NUMBER	
Oct	Las Vegas Metro PD	Intimidation	Other/Unknown Radio Station	Anti-Black	Business-1	Unknown-00	
	Las Vegas Metro PD	Aggravated Assault	Highway/Road/Alley/Street	Anti-Black	Individual-1	White-1	
	Las Vegas Metro PD	Simple Assault	Hotel/Motel/Etc.	Anti-White	Individual-1	Black-1	
	Las Vegas Metro PD	Aggravated Assault	Parking Lot/ Garage	Anti-Black	Individual-1	White-2	
	Las Vegas Metro PD	Simple Assault	Department / Discount Store	Anti- Hispanic	Individual-1	White-1	
	North Las Vegas	Intimidation	Residence/Home	Anti-Black	Individual-1	Unknown-00	
Nov	Las Vegas Metro PD	Intimidation	Other/Unknown Radio Station	Anti-Black	Business-1	Unknown-00	
	Las Vegas Metro PD	Aggravated Assault	Highway/Road/Alley/Street	Anti-Black	Individual-1	White-1	
	Las Vegas Metro PD	Simple Assault	Hotel/Motel/Etc.	Anti-White	Individual-1	Black-1	
	Las Vegas Metro PD	Aggravated Assault	Parking Lot/ Garage	Anti-Black	Individual-1	White-2	
	Las Vegas Metro PD	Simple Assault	Department / Discount Store	Anti- Hispanic	Individual-1	White-1	
	North Las Vegas	Intimidation	Residence/Home	Anti-Black	Individual-1	Unknown-00	
Dec	Reno PD	Simple Assault	Parking Lot/Garage	Anti-Black	Individual-1	White-00	
	Las Vegas Metro PD	Simple Assault	School/College	Anti-White	Individual-1	Amer Indian-1	
	Las Vegas Metro PD	Aggravated Assault	Schoolbus Stop	Anti-Hispanic	Individual-1	Black-02	
	Las Vegas Metro PD	Destruction/Vandal	Construction Site	Anti-Black	Individual-1	Unknown-00	
	Las Vegas Metro PD	Destruction/Vandal	Church/Synagogue/Temple	Anti-Homosexual	Business-1	Unknown-00	
	Las Vegas Metro PD	Aggravated Assault	Highway/Road/Alley/Street	Anti-Black	Individual-1	White-01	
	Las Vegas Metro PD	Simple Assault	Residence/Home	Anti-Black	Individual-1	White-04	
	Las Vegas Metro PD	Aggravated Assault	Residence/Home	Anti-Black	Individual-1	White-02	
	Las Vegas Metro PD	Intimidation	Bar/Nightclub	Anti-Homosexual	Business-1	Unknown-00	
	Las Vegas Metro PD	Aggravated Assault	Bus Stop/Public Transport	Anti-Homosexual	Individual-1	Black-01	

Stolen Property




Photo courtesy of Nevada State Parks

Marlette Lake

State of Nevada
Department of Public Safety

STOLEN AND RECOVERED PROPERTY VALUES

2003

Supplementary reports relating to stolen and recovered property provide information on the estimated value of such property. Investigating officers have the obligation to assess the value of property stolen and recovered in each crime index offense. Officers are guided by the following instructions:

1. Use fair market value for items subject to depreciation
2. Use wholesale cost of goods stolen from retail establishments
3. Use victim's evaluation of non-depreciable items
4. Use cost of replacement to victims for new or almost new items

There was over \$258 million dollars worth of property reported stolen in Nevada during 2003. This value does not include the value of property damaged due to vandalism, malicious mischief or arson. Following are some pertinent facts regarding stolen property in Nevada in 2003:

- Property stolen totaled \$258,615,728
- Property recovered totaled \$66,563,566
- The rate of recovery was 25.7%
- The property type with the highest recovery percentage was motor vehicles at 55.7%
- The average rate of recovery for property stolen excluding motor vehicles was 4.0%
- Stolen property, excluding motor vehicles, was valued at \$149,666,224 with \$5,915,381 recovered

Breakdown by Type and Value of Property Stolen and Recovered

Property Type	1999		2000		2001		2002		2003	
	Stolen	Recovered	Stolen	Recovered	Stolen	Recovered	Stolen	Recovered	Stolen	Recovered
Currency, Notes, Etc...	\$15,107,180	\$130,677	\$15,543,755	\$400,663	\$19,313,306	\$189,382	\$17,029,244	\$267,407	\$19,558,267	\$331,586
Jewelry, Precious Metals	\$15,252,607	\$573,894	\$15,669,206	\$377,306	\$23,888,197	\$363,900	\$21,071,680	\$265,508	\$37,571,639	\$802,034
Clothing & Furs	\$3,040,100	\$239,740	\$4,562,063	\$371,402	\$3,237,617	\$325,351	\$3,695,333	\$281,788	\$6,138,731	\$431,597
Locally Stolen Motor Vehicles	\$62,908,487	\$39,935,047	\$55,873,455	\$32,600,713	\$75,386,587	\$36,678,685	\$101,641,004	\$51,407,652	\$108,949,504	\$60,648,185
Office Equipment	\$4,236,565	\$180,797	\$5,146,771	\$250,954	\$4,298,960	\$131,967	\$5,912,897	\$128,044	\$8,462,974	\$258,625
TVs, Radios, VCRs, Cameras	\$9,776,186	\$252,785	\$10,711,999	\$319,684	\$11,662,327	\$244,505	\$13,732,936	\$311,624	\$18,049,685	\$381,342
Firearms	\$895,979	\$121,846	\$950,716	\$88,925	\$1,028,364	\$65,128	\$1,221,959	\$89,266	\$1,435,125	\$90,125
Household Goods	\$1,791,135	\$95,958	\$2,175,631	\$82,325	\$2,167,093	\$169,572	\$2,766,646	\$68,015	\$4,013,942	\$168,350
Consumable Goods	\$1,753,576	\$972,517	\$710,198	\$89,111	\$7,240,303	\$157,787	\$2,010,281	\$213,783	\$3,462,831	\$177,977
Livestock	\$670,502	\$32,838	\$590,571	\$134,573	\$51,908	\$5,216	\$108,820	\$8,650	\$176,573	\$7,732
Miscellaneous	\$26,778,617	\$2,313,272	\$29,638,367	\$1,961,428	\$33,447,226	\$1,421,254	\$37,701,844	\$1,580,190	\$50,797,262	\$3,266,012
Total	\$142,210,934	\$44,849,372	\$141,572,731	\$36,677,083	\$181,721,890	\$39,752,745	\$206,892,643	\$54,621,926	\$258,616,534	\$66,563,566

Stolen/Recovered Property Report- 2003

Property Type	Boulder PD	Carlin PD	Carson SO	Churchill SO	Clark Co Schl Dist PD	Douglas SO	Elko PD	Elko SO	Esmeralda SO
Currency									
Stolen	\$22,052	\$16,244	\$57,650	\$9,929	\$21,074	\$140,639	\$74,278	\$18,192	\$533
Recovered	\$6,651	\$5,000	\$0	\$1,100	\$572	\$24,110	\$3	\$20	\$0
% Recovered	30.2%	30.8%	0.0%	11.1%	2.7%	17.1%	0.0%	0.1%	0.0%
Jewelry									
Stolen	\$38,298	\$1,000	\$191,704	\$50,959	\$11,587	\$131,859	\$82,555	\$9,020	\$0
Recovered	\$12,697	\$1,000	\$300	\$10,850	\$25	\$24,346	\$1,697	\$6,300	\$0
% Recovered	33.2%	100.0%	0.2%	21.3%	0.2%	18.5%	2.1%	69.8%	0.0%
Clothing									
Stolen	\$80	\$20	\$16,157	\$1,575	\$2,250	\$38,309	\$4,841	\$3,100	\$0
Recovered	\$80	\$20	\$127	\$800	\$15	\$20,179	\$558	\$0	\$0
% Recovered	100.0%	100.0%	0.8%	50.8%	0.7%	52.7%	11.5%	0.0%	0.0%
Motor Vehicle									
Stolen	\$153,070	\$91,300	\$1,565,056	\$373,509	\$394,561	\$403,995	\$294,229	\$143,650	\$2,500
Recovered	\$164,638	\$74,000	\$612,502	\$346,109	\$228,620	\$263,995	\$183,950	\$93,250	\$0
% Recovered	107.6%	81.1%	39.1%	92.7%	57.9%	65.3%	62.5%	64.9%	0.0%
Office Equipment									
Stolen	\$12,208	\$0	\$71,987	\$0	\$180,546	\$0	\$18,641	\$400	\$0
Recovered	\$4,558	\$0	\$79	\$0	\$8,312	\$0	\$725	\$0	\$0
% Recovered	37.3%	0.0%	0.1%	0.0%	4.6%	0.0%	3.9%	0.0%	0.0%
TV, VCR, Camera, Etc.									
Stolen	\$330	\$2,985	\$179,429	\$2,049	\$114,310	\$57,441	\$47,970	\$6,462	\$0
Recovered	\$0	\$200	\$347	\$445	\$2,824	\$6,435	\$6,002	\$134	\$0
% Recovered	0.0%	6.7%	0.2%	21.7%	2.5%	11.2%	12.5%	2.1%	0.0%
Firearm									
Stolen	\$5,690	\$2,548	\$37,031	\$16,274	\$0	\$13,453	\$8,475	\$8,725	\$0
Recovered	\$865	\$0	\$0	\$2,346	\$0	\$2,717	\$1,100	\$600	\$0
% Recovered	15.2%	0.0%	0.0%	14.4%	0.0%	20.2%	13.0%	6.9%	0.0%
Household Goods									
Stolen	\$1,117	\$888	\$10,736	\$34,177	\$0	\$114	\$10,134	\$21,253	\$0
Recovered	\$0	\$50	\$0	\$8,225	\$0	\$4	\$314	\$0	\$0
% Recovered	0.0%	5.6%	0.0%	24.1%	0.0%	3.5%	3.1%	0.0%	0.0%
Consumable Goods									
Stolen	\$121	\$173	\$3,175	\$5,645	\$468	\$4,529	\$4,739	\$3,815	\$0
Recovered	\$0	\$72	\$1,265	\$315	\$0	\$3,281	\$1,108	\$89	\$0
% Recovered	0.0%	41.6%	39.8%	5.6%	0.0%	72.4%	23.4%	2.3%	0.0%
Livestock									
Stolen	\$25	\$40	\$801	\$92	\$0	\$156	\$200	\$40,000	\$0
Recovered	\$25	\$40	\$30	\$4,145	\$0	\$0	\$200	\$0	\$0
% Recovered	100.0%	100.0%	3.7%	4505.4%	0.0%	0.0%	100.0%	0.0%	0.0%
Misc.									
Stolen	\$151,849	\$13,325	\$675,163	\$97,273	\$492,436	\$476,094	\$122,673	\$84,776	\$36,720
Recovered	\$59,540	\$8,520	\$5,131	\$16,195	\$34,409	\$24,408	\$50,850	\$20,340	\$720
% Recovered	39.2%	63.9%	0.8%	16.6%	7.0%	5.1%	41.5%	24.0%	2.0%
TOTALS									
Stolen	\$384,840	\$128,523	\$2,808,889	\$591,482	\$1,217,232	\$1,266,589	\$668,735	\$339,393	\$39,753
Recovered	\$249,054	\$88,902	\$619,781	\$390,530	\$274,777	\$369,475	\$246,507	\$120,733	\$720
% Recovered	64.7%	69.2%	22.1%	66.0%	22.6%	29.2%	36.9%	35.6%	1.8%

Stolen/Recovered Property Report- 2003

Property Type	Eureka SO	Fallon PD	Henderson PD	Humboldt SO	Lander SO	LV Metro PD	Lincoln SO	Lovelock PD	Lyon SO
Currency									
Stolen	\$0	\$9,893	\$366,273	\$4,458	\$80,483	\$15,809,653	\$21,844	\$750	\$103,404
Recovered	\$0	\$14	\$18,284	\$5,351	\$40	\$158,374	\$3,294	\$0	\$1,160
% Recovered	0.0%	0.1%	5.0%	120.0%	0.0%	1.0%	15.1%	0.0%	1.1%
Jewelry									
Stolen	\$0	\$439	\$1,940,341	\$105,550	\$2	\$30,592,094	\$19,759	\$2,800	\$90,570
Recovered	\$0	\$44	\$137,734	\$52,140	\$1	\$345,575	\$19,513	\$150	\$5,134
% Recovered	0.0%	10.0%	7.1%	49.4%	50.0%	1.1%	98.8%	5.4%	5.7%
Clothing									
Stolen	\$75	\$2,918	\$168,261	\$900	\$402	\$5,373,047	\$216	\$0	\$1,369
Recovered	\$57	\$302	\$22,710	\$0	\$2	\$332,296	\$186	\$31	\$527
% Recovered	75.9%	10.3%	13.5%	0.0%	0.5%	6.2%	86.1%	0.0%	38.5%
Motor Vehicle									
Stolen	\$3,000	\$118,711	\$11,862,776	\$11,190	\$9,302	\$61,908,937	\$36,502	\$0	\$444,926
Recovered	\$0	\$107,336	\$10,796,827	\$3,400	\$1,802	\$23,859,275	\$16,002	\$1,000	\$314,620
% Recovered	0.0%	90.4%	91.0%	30.4%	19.4%	38.5%	43.8%	0.0%	70.7%
Office Equipment									
Stolen	\$2,804	\$7,959	\$506,924	\$3,300	\$271	\$6,472,097	\$52	\$900	\$6,207
Recovered	\$2,204	\$0	\$18,497	\$5,598	\$0	\$144,191	\$585	\$0	\$0
% Recovered	78.6%	0.0%	3.6%	169.6%	0.0%	2.2%	1125.0%	0.0%	0.0%
TV, VCR, Camera, Etc.									
Stolen	\$0	\$6,070	\$1,244,905	\$8,954	\$3,814	\$11,998,974	\$10,539	\$1,103	\$84,430
Recovered	\$0	\$49	\$23,026	\$2,300	\$636	\$190,891	\$3,947	\$188	\$12,698
% Recovered	0.0%	0.8%	1.8%	25.7%	16.7%	1.6%	37.5%	17.0%	15.0%
Firearm									
Stolen	\$0	\$2,330	\$77,503	\$1,420	\$1,713	\$817,947	\$391	\$125	\$25,377
Recovered	\$0	\$425	\$17,029	\$1,440	\$223	\$16,563	\$390	\$125	\$2,310
% Recovered	0.0%	18.2%	22.0%	101.4%	13.0%	2.0%	99.7%	100.0%	9.1%
Household Goods									
Stolen	\$185	\$1,061	\$229,756	\$2,035	\$4,716	\$2,277,381	\$6,950	\$263	\$57,394
Recovered	\$0	\$31	\$5,421	\$640	\$51	\$38,837	\$7	\$0	\$3,669
% Recovered	0.0%	2.9%	2.4%	31.4%	1.1%	1.7%	0.1%	0.0%	6.4%
Consumable Goods									
Stolen	\$1,255	\$1,476	\$45,327	\$5,090	\$1,826	\$1,436,861	\$244	\$2,122	\$5,737
Recovered	\$9	\$645	\$5,668	\$122	\$22	\$93,416	\$140	\$30	\$1,888
% Recovered	0.7%	43.7%	12.5%	2.4%	1.2%	6.5%	57.4%	1.4%	32.9%
Livestock									
Stolen	\$0	\$0	\$1,500	\$0	\$0	\$28,338	\$0	\$1,185	\$1,400
Recovered	\$0	\$0	\$0	\$0	\$0	\$64	\$20	\$58	\$200
% Recovered	0.0%	0.0%	0.0%	0.0%	0.0%	0.2%	0.0%	4.9%	14.3%
Misc.									
Stolen	\$32,365	\$84,131	\$2,336,500	\$87,360	\$32,411	\$35,293,079	\$11,529	\$3,457	\$424,197
Recovered	\$69	\$9,372	\$225,448	\$14,445	\$1,422	\$1,935,849	\$3,084	\$1,300	\$127,622
% Recovered	0.2%	11.1%	9.6%	16.5%	4.4%	5.5%	26.7%	37.6%	30.1%
TOTALS									
Stolen	\$39,685	\$234,988	\$18,780,066	\$230,257	\$134,940	\$172,008,408	\$108,026	\$12,705	\$1,245,012
Recovered	\$2,339	\$118,218	\$11,270,644	\$85,436	\$4,199	\$27,115,331	\$47,168	\$2,882	\$469,829
% Recovered	5.9%	50.3%	60.0%	37.1%	3.1%	15.8%	43.7%	22.7%	37.7%

Stolen/Recovered Property Report- 2003

Property Type	Mesquite PD	Mineral SO	NLVPD	Nye SO	Pershing SO	Reno PD	Sparks PD	Storey SO	TMCC PD	UNLV PD
Currency										
Stolen	\$62,567	\$3,747	\$524,753	\$24,834	\$955	\$1,063,915	\$384,407	\$28,424	\$190	\$21,902
Recovered	\$1,562	\$420	\$3,039	\$0	\$102	\$90,665	\$5,725	\$141	\$0	\$0
% Recovered	2.5%	11.2%	0.6%	0.0%	10.7%	8.5%	1.5%	0.5%	0.0%	0.0%
Jewelry										
Stolen	\$4,735	\$0	\$1,336,593	\$27,100	\$1,779	\$1,605,829	\$594,410	\$42,850	\$0	\$15,505
Recovered	\$0	\$0	\$15,790	\$10,200	\$0	\$20,315	\$111,913	\$0	\$0	\$100
% Recovered	0.0%	0.0%	1.2%	37.6%	0.0%	1.3%	18.8%	0.0%	0.0%	0.6%
Clothing										
Stolen	\$2,120	\$150	\$153,804	\$8,930	\$50	\$234,382	\$76,719	\$170	\$270	\$6,493
Recovered	\$10	\$0	\$8,456	\$2,880	\$20	\$34,414	\$7,113	\$0	\$20	\$230
% Recovered	0.5%	0.0%	5.5%	32.3%	40.0%	14.7%	9.3%	0.0%	7.4%	3.5%
Motor Vehicle										
Stolen	\$94,100	\$0	\$15,039,411	\$279,714	\$23,700	\$9,215,768	\$4,201,445	\$25,000	\$0	\$329,219
Recovered	\$69,955	\$0	\$10,210,024	\$166,364	\$19,400	\$7,369,404	\$3,368,465	\$0	\$0	\$169,151
% Recovered	74.3%	0.0%	67.9%	59.5%	81.9%	80.0%	80.2%	0.0%	0.0%	51.4%
Office Equipment										
Stolen	\$535	\$9,749	\$50,919	\$22,410	\$40	\$554,929	\$158,900	\$2,438	\$0	\$0
Recovered	\$80	\$7,000	\$1,757	\$10,150	\$0	\$21,590	\$17,748	\$0	\$0	\$0
% Recovered	15.0%	71.8%	3.5%	45.3%	0.0%	3.9%	11.2%	0.0%	0.0%	0.0%
TV, VCR, Camera, Etc.										
Stolen	\$3,765	\$3,120	\$2,024,618	\$26,680	\$4,914	\$1,030,606	\$637,639	\$8,445	\$10,877	\$233,965
Recovered	\$135	\$2,396	\$48,714	\$14,300	\$0	\$15,030	\$33,874	\$0	\$0	\$370
% Recovered	3.6%	76.8%	2.4%	53.6%	0.0%	1.5%	5.3%	0.0%	0.0%	0.2%
Firearm										
Stolen	\$2,700	\$0	\$133,603	\$28,450	\$3,380	\$127,915	\$59,849	\$1,350	\$0	\$0
Recovered	\$600	\$0	\$6,109	\$9,750	\$800	\$2,202	\$23,013	\$0	\$0	\$0
% Recovered	22.2%	0.0%	4.6%	34.3%	23.7%	1.7%	38.5%	0.0%	0.0%	0.0%
Household Goods										
Stolen	\$2,452	\$5,020	\$239,920	\$18,422	\$51	\$80,203	\$814,949	\$20,700	\$50	\$25
Recovered	\$150	\$20	\$3,626	\$7,527	\$0	\$2,254	\$86,251	\$9,500	\$0	\$0
% Recovered	6.1%	0.4%	1.5%	40.9%	0.0%	2.8%	10.6%	45.9%	0.0%	0.0%
Consumable Goods										
Stolen	\$113	\$1	\$876,144	\$447	\$343	\$129,533	\$917,739	\$568	\$12	\$1,357
Recovered	\$65	\$1	\$6,551	\$349	\$0	\$5,502	\$56,482	\$72	\$0	\$20
% Recovered	57.5%	100.0%	0.7%	78.1%	0.0%	4.2%	6.2%	12.7%	0.0%	1.5%
Livestock										
Stolen	\$812	\$0	\$1,050	\$0	\$267	\$3,500	\$0	\$0	\$0	\$0
Recovered	\$0	\$0	\$0	\$0	\$1,000	\$0	\$0	\$0	\$0	\$0
% Recovered	0.0%	0.0%	0.0%	0.0%	374.5%	0.0%	0.0%	0.0%	0.0%	0.0%
Misc.										
Stolen	\$136,991	\$848	\$3,186,362	\$186,580	\$67,571	\$4,237,669	\$1,254,114	\$8,400	\$5,750	\$121,413
Recovered	\$3,690	\$618	\$88,245	\$98,698	\$25,652	\$104,336	\$312,245	\$400	\$150	\$1,985
% Recovered	2.7%	72.9%	2.8%	52.9%	38.0%	2.5%	24.9%	4.8%	2.6%	1.6%
TOTALS										
Stolen	\$310,890	\$22,635	\$23,567,177	\$623,567	\$103,050	\$18,284,249	\$9,100,171	\$138,345	\$17,149	\$729,879
Recovered	\$76,247	\$10,455	\$10,392,311	\$320,218	\$46,974	\$7,665,712	\$4,022,829	\$10,113	\$170	\$171,856
% Recovered	24.5%	46.2%	44.1%	51.4%	45.6%	41.9%	44.2%	7.3%	1.0%	23.5%

Stolen/Recovered Property Report- 2003

Property Type	UNR PD	Washoe SO	Washoe Schools PD	Wendover PD	White Pine SO	Winnemucca PD	Yerington PD	Total By Property
Currency								
Stolen	\$5,224	\$311,185	\$7,801	\$25,025	\$7,568	\$127,957	\$200,464	\$19,558,267
Recovered	\$0	\$2,939	\$1,075	\$1,189	\$425	\$331	\$0	\$331,586
% Recovered	0.0%	0.9%	13.8%	4.8%	5.6%	0.3%	0.0%	1.7%
Jewelry								
Stolen	\$0	\$609,525	\$1,072	\$9,910	\$28,084	\$25,240	\$470	\$37,571,639
Recovered	\$0	\$20,975	\$117	\$0	\$93	\$5,025	\$0	\$802,034
% Recovered	0.0%	3.4%	10.9%	0.0%	0.3%	19.9%	0.0%	2.1%
Clothing								
Stolen	\$0	\$33,850	\$3,149	\$3,229	\$115	\$1,042	\$738	\$6,138,731
Recovered	\$0	\$260	\$124	\$80	\$0	\$0	\$100	\$431,597
% Recovered	0.0%	0.8%	3.9%	2.5%	0.0%	0.0%	13.6%	7.0%
Motor Vehicle								
Stolen	\$99,543	\$1,470,483	\$13,162	\$104,500	\$110,750	\$125,495	\$0	\$108,949,504
Recovered	\$45,768	\$1,901,873	\$8,760	\$88,500	\$63,000	\$96,195	\$4,000	\$60,648,185
% Recovered	46.0%	129.3%	66.6%	84.7%	56.9%	76.7%	0.0%	55.7%
Office Equipment								
Stolen	\$45,796	\$274,849	\$46,000	\$10,985	\$1,128	\$0	\$0	\$8,462,974
Recovered	\$1,550	\$10,700	\$2,822	\$0	\$479	\$0	\$0	\$258,625
% Recovered	3.4%	3.9%	6.1%	0.0%	42.5%	0.0%	0.0%	3.1%
TV, VCR, Camera, Etc.								
Stolen	\$35,758	\$195,101	\$27,250	\$13,198	\$11,556	\$12,040	\$387	\$18,049,685
Recovered	\$9,000	\$20	\$500	\$2,291	\$3,752	\$450	\$387	\$381,342
% Recovered	25.2%	0.0%	1.8%	17.4%	32.5%	3.7%	100.0%	2.1%
Firearm								
Stolen	\$0	\$51,651	\$0	\$550	\$1,650	\$2,525	\$2,500	\$1,435,125
Recovered	\$0	\$818	\$0	\$0	\$0	\$700	\$0	\$90,125
% Recovered	0.0%	1.6%	0.0%	0.0%	0.0%	27.7%	0.0%	6.3%
Household Goods								
Stolen	\$0	\$130,957	\$465	\$3,136	\$4,670	\$30,685	\$4,077	\$4,013,942
Recovered	\$0	\$150	\$0	\$673	\$700	\$250	\$0	\$168,350
% Recovered	0.0%	0.1%	0.0%	21.5%	15.0%	0.8%	0.0%	4.2%
Consumable Goods								
Stolen	\$40	\$9,938	\$0	\$619	\$2,131	\$1,174	\$68	\$3,462,831
Recovered	\$0	\$185	\$0	\$105	\$530	\$12	\$33	\$177,977
% Recovered	0.0%	1.9%	0.0%	17.0%	24.9%	1.0%	48.5%	5.1%
Livestock								
Stolen	\$0	\$90,320	\$5,687	\$0	\$1,200	\$0	\$0	\$176,573
Recovered	\$0	\$0	\$750	\$0	\$1,200	\$0	\$0	\$7,732
% Recovered	0.0%	0.0%	13.2%	0.0%	100.0%	0.0%	0.0%	4.4%
Misc.								
Stolen	\$46,686	\$939,247	\$39,984	\$11,080	\$50,003	\$42,377	\$6,849	\$50,797,262
Recovered	\$2,424	\$49,177	\$7,297	\$186	\$2,229	\$29,666	\$290	\$3,266,012
% Recovered	5.2%	5.2%	18.2%	1.7%	4.5%	70.0%	4.2%	6.4%
TOTALS								
Stolen	\$233,047	\$4,117,106	\$144,570	\$182,232	\$218,855	\$368,535	\$215,553	\$258,616,534
Recovered	\$58,742	\$1,987,097	\$21,445	\$93,024	\$72,408	\$132,629	\$4,810	\$66,563,566
% Recovered	25.2%	48.3%	14.8%	51.0%	33.1%	36.0%	2.2%	25.7%

Enforcement Personnel



- Photo courtesy of Larry Spradlin

Soldier Basin

State of Nevada
Department of Public Safety

ENFORCEMENT PERSONNEL EMPLOYMENT DATA

2003

The Uniform Crime Reporting Program in Nevada compiles information on enforcement personnel statewide. Included are the total number of sworn and civilian support personnel with each agency broken out by gender. Also provided in this section are ratios of police to population.

A wide variety of factors unique to different jurisdictions affect the number of employees utilized by various law enforcement agencies to enable them to fulfill their service requirements. Because of this, persons attempting to make comparisons of population/enforcement personnel ratios between agencies/jurisdictions should do so cautiously. The State of Nevada, especially, with highly transient and seasonal population variations, has enforcement requirements which differ from many other jurisdictions.

Usage of the term "full-time sworn", when referring to enforcement personnel, does not necessarily mean they are engaged in what the public generally perceives as "regular" police duties, such as investigations, patrol, deterrence, etc. The number of personnel available for "regular" duties is affected by regulatory, correctional, administrative and special assignments. Consideration of in-house duties and responsibilities should temper comparisons of agencies.

Sworn Personnel

- During 2003, there were 3,326 full-time sworn municipal personnel in Nevada, providing 1.71 officers per 1,000 residents for urban population areas.
- There were 984 full-time sworn deputies employed by Nevada's 16 sheriff's departments in 2003, and 378 troopers with the Nevada Highway Patrol. The ratio of enforcement personnel for every 1,000 population in the rural areas was 3.85.
- Statewide, there were 4,688 full-time sworn law enforcement officers in 2003. This represents an overall ratio of 2.04 officers per 1,000 Nevada residents.
- Nationally in 2002, the latest full year of data available, the average number of municipal officers per 1,000 inhabitants ranged from 1.8 to 3.2. For suburban areas the number was 2.7 and for rurals the figure was 2.7.
- Regionally, the highest ratios of sworn officers to population in 2002 were recorded in the Northeastern and Southern states, where there were 2.7 and 2.6 per 1,000 inhabitants respectively. The Western states had the lowest ratio of 1.7 per 1,000.
- The nation's law enforcement community overall, in 2002, had an average of 2.3 full-time sworn personnel for every 1,000 inhabitants.

Civilian Personnel

- Municipal police departments in Nevada in 2003 employed a total of 2,518 full-time civilians.
- Sheriff's departments statewide maintained 463 full-time civilian employees in 2003. The Nevada Highway Patrol employed a total of 189.
- The total number of full-time civilian support personnel employed statewide in 2003 was 3,170.

Nevada Full-time Enforcement Employees As of October 31, 2003

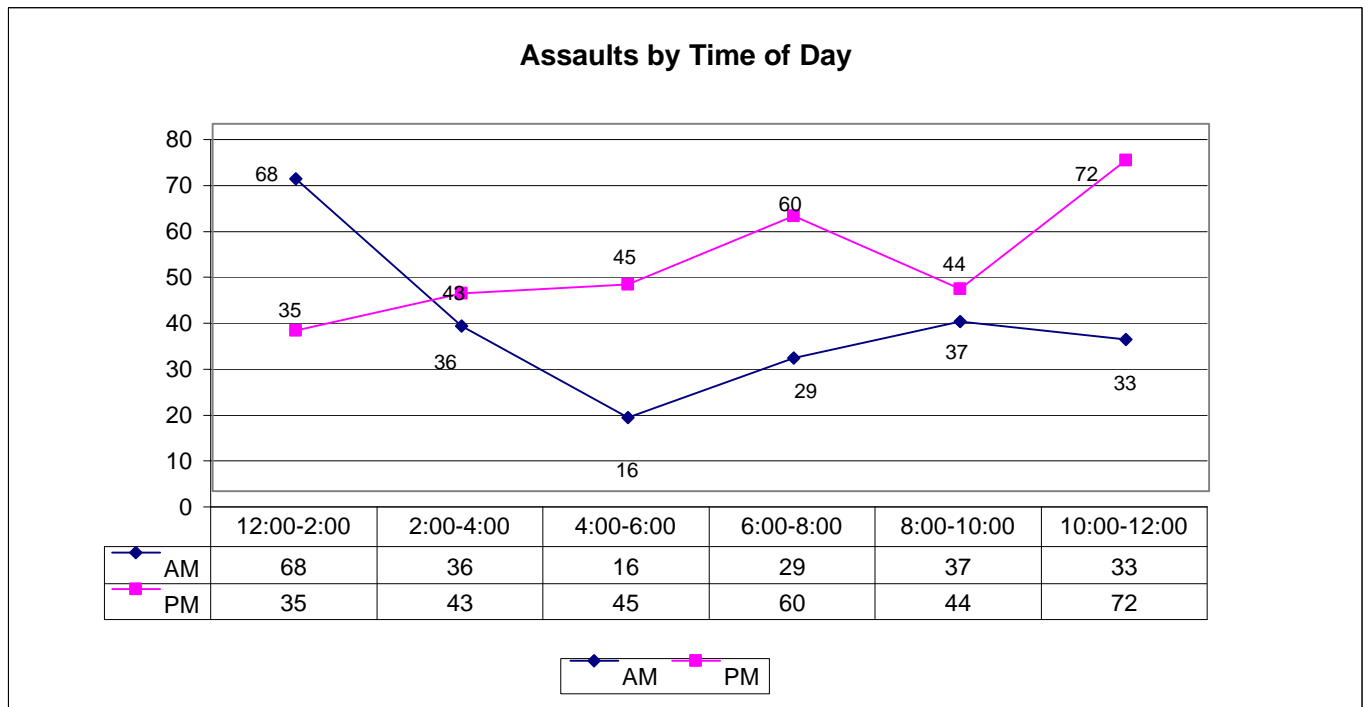
Agency	Sworn Employees			Civilian Employees			Total Employees		
	Male	Female	Total	Male	Female	Total	Male	Female	Total
Boulder City PD	27	2	29	0	9	9	27	11	38
Carlin PD	6	0	6	0	2	2	6	2	8
Carson City SO	80	8	88	8	38	46	88	46	134
Churchill SO	36	2	38	0	7	7	36	9	45
Clark Co School PD	131	14	145	6	13	19	137	27	164
Douglas SO	89	6	95	1	16	17	90	22	112
Elko SO	46	3	49	5	8	13	51	11	62
Elko PD	32	3	35	0	3	3	32	6	38
Esmeralda SO	10	1	11	1	3	4	11	4	15
Eureka SO	10	4	14	0	3	3	10	7	17
Fallon PD	19	1	20	8	3	11	27	4	31
Henderson PD	255	36	291	19	77	96	274	113	387
Humboldt SO	26	6	32	0	12	12	26	18	44
Lander SO	14	4	18	0	10	10	14	14	28
Las Vegas Metro PD	1,809	172	1,981	842	1,232	2,074	2,651	1,404	4,055
Lincoln SO	17	2	19	0	2	2	17	4	21
Lovelock PD	5	0	5	0	1	1	5	1	6
Lyon SO	63	3	66	6	21	27	69	24	93
Mesquite PD	23	2	25	5	7	12	28	9	37
Mineral SO	16	1	17	0	6	6	16	7	23
Nevada Highway Patrol	353	25	378	45	144	189	398	169	567
North Las Vegas PD	185	28	213	20	86	106	205	114	319
Nye SO	81	18	99	3	31	34	84	49	133
Pershing SO	12	0	12	1	6	7	13	6	19
Reno PD	311	28	339	20	82	102	331	110	441
Sparks PD	87	6	93	2	38	40	89	44	133
Storey SO	13	7	20	1	2	3	14	9	23
TMCC PD	5	1	6	0	1	1	5	2	7
UNLV PD	29	2	31	4	10	14	33	12	45
UNR PD	18	2	20	4	4	8	22	6	28
Washoe School PD	21	9	30	1	4	5	22	13	35
Washoe SO	335	68	403	97	172	269	432	240	672
West Wendover PD	12	2	14	2	5	7	14	7	21
White Pine SO	22	1	23	1	5	6	23	6	29
Winnemucca PD	16	0	16	0	4	4	16	4	20
Yerington PD	7	0	7	0	1	1	7	1	8
Total	4,221	467	4,688	1,102	2,068	3,170	5,323	2,535	7,858

ASSAULTS ON LAW ENFORCEMENT PERSONNEL

Nevada UCR compiles detailed monthly data regarding the problem of assaults on law enforcement personnel. following displays more noticeable points on this issue.

Facts - 2003 Assaults

- There were a total of 518 assaults on law enforcement personnel in Nevada (515 in 2002).
- The ratio of assaults per 100 officers was 11.0 (10.5 in 2002).
- The greatest number of officer assaults occurred while responding to domestic and other disturbance calls--182 or 35.3% of the total. (217 - 42.1% in 2002).
- Most assaults on officers involved the use of hands, fists, feet, etc., accounting for 150 incidents or 29.1% (435-84.4% in 2002).
- Personal injury to officers occurred in 76 (14.9%) of the 516 incidents, while 439 (85.1%) escaped injury.
- 24.2% or 125 of the assaults were aimed at officers who were alone, while 394 (76.4%) involved assisted personnel.
- The time period during which the most assaults occurred was between 10:00 p.m. and 2:00 a.m., with 141 incidents or 27.4%. Another 104 (20.2%) took place between 4:00 p.m. and 8:00 p.m.
- Law enforcement cleared 510 (97.1%) of all assaults on personnel.



Officer Assaults by Activity/Weapon/Assignment - 2003

Activity Type	Total Assaults	Number Cleared	Firearm	Knife/Cutting Device	Other Dangerous Weapon	Hands, Fists, Feet, Etc.	2-Officer Vehicle	1-Officer Vehicle- Alone	1-Officer Vehicle- Assisted	Det./Spec/ Assign.-Alone	Det./Spec/ Assign.- Assisted	Other- Alone	Other- Assisted
Domestic/Other Disturbance	183	179	3	14	15	151	89	24	55	1	5	7	4
Burglary in Progress	12	11	0	2	1	9	5	2	4	0	1	0	0
Robbery in Progress	5	5	2	0	1	2	3	2	0	0	0	0	0
Attempting other Arrest	46	46	0	1	4	41	17	4	20	0	2	0	3
Civil Disorder	3	3	0	0	1	2	0	1	0	0	0	0	2
Handling Prisoner	88	88	3	0	6	79	20	16	30	2	3	4	13
Investigate Suspicious Persons/Circumstances	54	54	3	2	7	42	21	9	15	1	5	1	2
Ambush-No Warning	1	1	0	0	1	0	0	1	0	0	0	0	0
Mentally Deranged	1	1	0	0	1	0	0	0	1	0	0	0	0
Traffic Pursuits/Stops	75	71	5	1	19	50	19	29	24	1	1	1	0
All Other	50	48	4	0	5	41	17	14	9	3	1	2	5
Totals	518	507	20	20	61	417	191	102	158	8	18	15	29
	Total Assaults		Firearm	Knife/Cutting Item	Other Weapon	Hands, Fists, Feet, Etc.							
With Injury	77		3	0	10	64							
Without Injury	441		17	17	51	356							

Offense Classification



Hoover Dam

State of Nevada
Department of Public Safety

CLASSIFICATION OF OFFENSES

Uniformity in reporting under the Nevada Uniform Crime Reporting System is based on the proper classification of offenses reported to or known by the police. The adoption of the National System of Uniform Crime Reporting included the utilization of the offense classifications of that system. Law enforcement in this State has made accurate application of those classifications in the reports submitted to the Nevada Uniform Crime Reporting Program. In view of the need for compatibility with the National System, "offenses" under the program are not distinguished by designation of "misdemeanors", "felonies" or violations of municipal ordinances. The explanations of offense classifications may vary slightly from language used by those familiar with Nevada State Law. However, the major categories of offense classification remain the same between the national and state level.

PART I OFFENSES

Offense data consists of information that has been extracted from reports of Part I crimes that have come to the attention of Nevada Law Enforcement Agencies. In general, Part I crimes are usually reported to law enforcement agencies. Part I crimes are comprised of the following offenses.

1. HOMICIDE

1a. Murder and Non-Negligent Manslaughter - *The unlawful killing of a human being with malice aforethought.*

General Rule - Any death due to a fight, quarrel, argument, assault or commission of a crime.

1b. Manslaughter by Negligence - *The unlawful killing of a human being, by another, through gross negligence.*

General Rule - The killing may result from the commission of an unlawful act or from a lawful act performed with gross negligence.

2. FORCIBLE RAPE

2a. Rape by Force - *The carnal knowledge of a female forcibly and against her will.*

General Rule - Forcible rape of a female, excluding carnal abuse (statutory rape) or other sex offenses.

2b. Attempted Forcible Rape - *All assaults and attempts to rape.*

3. ROBBERY

The felonious and forcible taking of the property of another, against his will, by violence or by putting him in fear. Includes all attempts.

3a. Gun - All robberies and attempted robberies involving the use of any type firearm (revolvers, automatic pistols, shotguns, zip guns, rifles, pellet guns, etc.)

3b. Knife or Cutting Instrument - All robberies and attempted robberies involving the use of cutting or stabbing objects (knife, razor, hatchet, axe, scissors, glass, dagger, ice pick, etc.)

3c. Other Dangerous Weapon - All robberies or attempted robberies when any other object or thing is used as a weapon. (This includes clubs, bricks, jack handles, explosives, acid, etc.)

3d. Strong Arm-Hands, Fists, Feet, etc. - All robberies which include mugging and similar offenses where no weapon is used, but strong-arm tactics are employed to deprive the victim of his property. This is limited to hands, arms, fists, feet, etc. As in armed robbery, all attempts are included.

4. ASSAULT

An assault is an attempt or offer, with unlawful force or violence, to do physical injury to another.

General Rule - All assaults will be classified in the following categories excluding assaults with intent to rob or rape.

- 4a. Gun - All assaults and attempted assaults involving the use of any type of firearm (revolvers, automatic pistols, shotguns, zip guns, etc.)
- 4b. Knife or Cutting Instrument - All assaults and attempted assaults, involving the use of cutting or stabbing objects (knife, razor, hatchet, axe, scissors, glass, dagger, ice pick, etc.)
- 4c. Other Dangerous Weapon - All assaults or attempted assaults when any other object or thing is used as a weapon (clubs, bricks, jack handles, explosives, acid, poison, burning, and cases of attempted drowning, etc.)
- 4d. Hands, Fists, Feet, Etc. - Aggravated Assaults which are of an aggravated nature when hands, fists, feet, etc., are used. To be classified as aggravated assault, the attack must result in serious injury.

5. BURGLARY

Breaking and Entering - Unlawful entry or attempted forcible entry of any structure to commit a felony or larceny.

Note: For Uniform Crime Reporting purposes the terms "Burglary" and "Breaking and Entering" are considered synonymous. All such offenses and attempts are scored as burglary. Breaking and Entering of a motor vehicle is classified as a larceny for Uniform Crime Reporting purposes.

General Rule - Any unlawful entry or attempted forcible entry of any dwelling house, attached structure, public building, shop, office, factory, storehouse, apartment, house trailer (considered to be a permanent structure), warehouse, mill, barn, camp, other building, ship or railroad car.

- 5a. Forcible Entry - All offenses where force of any kind is used to enter unlawfully a locked structure, with intent to steal or commit a felony. This includes entry by use of a master key, celluloid, or other device that leaves no outward mark but is used to open a lock. Concealment inside a building, followed by the breaking out of the structure is also included.
- 5b. Unlawful Entry - No Force - Any unlawful entry without any evidence of forcible entry.
- 5c. Attempted Forcible Entry - When determined that forcible entry has been attempted.

6. LARCENY-THEFT (except auto theft)

The unlawful taking of the property of another with intent to deprive him of ownership.

General Rule - All larcenies and thefts resulting from pocket-picking, purse-snatching, shoplifting, larceny from auto, larceny of auto parts and accessories, theft of bicycles, larceny from buildings, and from coin-operated machines. Any theft that is not a robbery or the result of breaking and entering is included. Embezzlement, larceny by bailee, fraud or bad check cases is excluded.

7. MOTOR VEHICLE THEFT

The larceny or attempted larceny of a motor vehicle.

General Rule - This classification includes the theft or attempted theft of a motor vehicle which, for Uniform Crime Reporting designation, is described as a self-propelled vehicle that runs on the surface of the land and not on rails. Excludes reported offenses where there is a lawful access to the vehicle, such as a family situation or unauthorized use by others with lawful access to the vehicle (chauffeur, employees, etc.) Includes "Joy Riding." Excluded from this category are airplanes, boats, farm equipment and heavy construction vehicles, which are scored in the larceny category.

8. ARSON

The willful or malicious burning to defraud, a dwelling house, church, college, jail, meeting house, public building, or any building, ship or vessel, motor vehicle or aircraft, contents of buildings, personal property of another, goods or chattels, crops, trees, fences, gates, lumber, woods, bogs, marshes, meadows, etc., are scored as arson.

Include all arrests for violations of state laws and municipal ordinances relating to arson and attempted arson.

PART II OFFENSES

The Part II offenses encompass all other crime classifications outside of those defined as Part I offenses. In November 1932, the national UCR Program adopted a Standard Classification of Offenses for the compilation of criminal statistics. This classification was devised and adopted in order that law enforcement, judicial and penal statistics might be uniformly compiled in terms of a single classification of offenses. The definitions of the Part II offenses that follow include some of the offense titles described in NRS and in county or municipal code. These titles have been included as descriptive data to aid in determining the offenses that are included or excluded from each classification.

9. OTHER ASSAULTS

Assaults and attempted assaults where no weapon was used or which did not result in serious or aggravated injury to the victim are included as other assaults.

Examples of local jurisdiction offense titles which would be included in "other assaults" are:

- A. Simple assault
- B. Minor assault
- C. Assault and battery
- D. Injury by culpable negligence
- E. Resisting or obstructing an officer
- F. Intimidation
- G. Coercion
- H. Hazing
- I. Attempts to commit the above

10. FORGERY AND COUNTERFEITING

In the majority of states, forgery and counterfeiting are treated as allied offenses. Placed in this class are all offenses dealing with the making, altering, uttering or possessing, with intent to defraud, anything false in the semblance of that which is true. Including:

- A. Altering or forging public or other records
- B. Making, altering, forging or counterfeiting bills, notes, drafts, tickets, checks, credit cards, etc.
- C. Forging wills, deeds, bonds, seals, trademarks, etc.
- D. Counterfeiting coins, plates, bank notes, checks, etc.
- E. Possessing or uttering forged or counterfeited instruments
- F. Erasures
- G. Signing the name of another or fictitious person with intent to defraud
- H. Using forged labels
- I. Possession, manufacture, etc., of counterfeiting apparatus
- J. Selling goods with altered, forged, or counterfeited trademarks
- K. All attempts to commit above

11. FRAUD

Fraudulent conversion and obtaining money or property by false pretense. Include:

- A. Bad checks, except forgeries or counterfeiting
- B. Confidence games
- C. Leaving full-service gas station without paying attendant
- D. Unauthorized withdrawal of money from an automatic teller machine
- E. Attempts to commit the above

12. EMBEZZLEMENT

Misappropriation or misapplication of money or property entrusted to one's care, custody or control. Attempts are included.

13. STOLEN PROPERTY; BUYING, RECEIVING, POSSESSING

Included in this class are all offenses of buying, receiving, and possessing stolen property, as well as all attempts to commit any of these offenses.

14. VANDALISM

Vandalism consists of the willful or malicious destruction, injury, disfigurement or defacement of any public or private property, real or personal, without consent of the owner or person having custody or control by cutting, tearing, breaking, marking, painting, covering with filth, or any other such means as may be specified by local law. This offense covers a wide range of malicious behavior directed at property, such as: cutting auto tires, drawing obscene pictures on public restrooms walls, smashing windows, destroying school records, tipping over gravestones, defacing library books, etc. Attempts are included.

15. WEAPONS; CARRYING, POSSESSING, CONCEALING

This class deals with weapons offenses, regulatory in nature such as:

- A. Manufacture, sale, or possession of deadly weapons
- B. Carrying deadly weapons, concealed or openly
- C. Using, manufacturing, etc., silencers
- D. Furnishing deadly weapons to minors
- E. Aliens possessing deadly weapons
- F. All attempts to commit any of the above

16. PROSTITUTION & COMMERCIALIZED VICE

Included in this class are sex offenses of a commercialized nature such as:

- A. Prostitution
- B. Keeping a bawdyhouse, disorderly house or house of ill repute
- C. Pandering, procuring, transporting or detaining women for immoral purposes
- D. All attempts to commit the above

17. SEX OFFENSES (except forcible rape, prostitution, commercialized vice)

Includes offenses against chastity, common decency, morals, and the like, such as:

- A. Adultery and fornication
- B. Buggery

- C. Incest
- D. Indecent exposure
- E. Indecent liberties
- F. Seduction
- G. Sodomy or crime against nature
- H. Statutory rape - (no force)
- I. All attempts to commit any of the above

18. DRUG ABUSE VIOLATIONS

Drug abuse violation arrests are requested on the basis of the narcotics used. Included are all arrests for violations of state and local ordinances, specifically those relating to the unlawful possession, sale, use, growing, manufacturing and making of narcotic drugs.

SALE / MANUFACTURING

- A. Opium or cocaine and their derivatives (morphine, heroin, codeine)
- B. Marijuana
- C. Synthetic narcotics - manufactured narcotics which can cause true drug addiction (Demerol, Methadones)
- D. Dangerous non-narcotic drugs (barbiturates, Benzedrine)

POSSESSION

- E. Opium or cocaine and their derivatives (morphine, heroin, codeine)
- F. Marijuana
- G. Synthetic narcotics - manufactured narcotics which can cause true drug addiction (Demerol, Methadones)
- H. Dangerous non-narcotic drugs (barbiturates, Benzedrine)

Includes all attempts to sell, manufacture, or possess any of the above

19. GAMBLING

All charges which relate to promoting, permitting or engaging in gambling. To provide a more refined collection of gambling arrests, the following break - downs are furnished:

- A. Bookmaking (horse and sport books)
- B. Numbers and lottery
- C. All other

20. OFFENSES AGAINST FAMILY & CHILDREN

Included are all charges of non-support and neglect of family and children, such as:

- A. Desertion, abandonment, or non-support of spouse or child
- B. Neglect or abuses of spouse or child (if injury is serious, score as aggravated assault)
- C. Non-payment of alimony
- D. All attempts to commit any of the above

Note: Not counted are victims of these charges who are merely taken into custody for their own protection.

21. DRIVING UNDER THE INFLUENCE

This class is limited to the driving or operating of any vehicle while drunk or under the influence of liquor or narcotic drugs. It includes:

- A. Operating a motor vehicle while under the influence
- B. Operating an engine, train, streetcar, boat, etc., while under the influence

22. LIQUOR LAWS

With the exception of "Drunkenness" (offense 23) and "Driving under the Influence" (offense 21), liquor law violations, state or local, are placed in this class, excluding federal violations. It includes:

- A. Manufacturing, sale, transportation, furnishing, possessing, etc., intoxicating liquor
- B. Maintaining unlawful drinking places
- C. Bootlegging
- D. Operating a still
- E. Furnishing liquor to a minor or intemperate person
- F. Using a vehicle for illegal transportation of liquor
- G. Drinking on train or public conveyance
- H. All attempts to commit any of the above

23. DRUNKENNESS

Included in this class are all offenses of drunkenness or intoxication, with the exception of "Driving under the Influence" (offense 21).

- A. Drunkenness
- B. Drunk and disorderly
- C. Common or habitual drunkard
- D. Intoxication

24. DISORDERLY CONDUCT

In this class are placed all charges of committing a breach of the peace. Include:

- A. Affray
- B. Unlawful assembly
- C. Disturbing the peace
- D. Disturbing meetings
- E. Disorderly conduct in state institutions, at court, at fairs, on trains or public conveyances, etc.
- F. Blasphemy, profanity, and obscene language
- G. Desecrating the flag
- H. Refusing to assist an officer
- I. All attempts to commit the above

25. VAGRANCY

Persons prosecuted on the charge of being, "a suspicious person, etc.," are included in this class. Include:

- A. Vagrancy
- B. Begging
- C. Loitering, (persons 18 and over)
- D. Vagabondage

26. ALL OTHER OFFENSES

Included in this class are all other state or local offenses (except traffic violations) not included in offenses 1 through 25.

- A. Admitting minors to improper places
- B. Abduction and compelling to marry
- C. Bigamy and polygamy
- D. Blackmail and extortion

- E. Bribery
- F. Combination in restraint of trade; trusts, monopolies
- G. Contempt of court
- H. Criminal anarchism
- I. Criminal syndicalism
- J. Discrimination, unfair competition
- K. Kidnapping
- L. Marriage within prohibited degrees
- M. Offenses contributing to juvenile delinquency (except as provided for in offenses 1 to 25), such as employment of children in immoral vocations or practices, admitting minors to improper places
- N. Perjury and subornation of perjury
- O. Possession, repair, manufacture, etc. of burglar's tools
- P. Possession of drug paraphernalia
- Q. Possession or sale of obscene literature, pictures, etc.
- R. Public nuisances
- S. Riot and rout
- T. Trespass
- U. Unlawfully bringing weapons into prisons or hospitals
- V. Unlawfully bringing drugs or liquor into state prisons, hospitals, etc.; furnishing to convicts
- W. Unlawful disinterment of the dead and violation of sepulture
- X. Unlawful use, possession, etc. of explosives
- Y. Violations of state regulatory laws and municipal ordinances
- Z. Violation of quarantine
- AA. All offenses not otherwise classified and all attempts to commit any of the above

27. SUSPICION

While "suspicion" is not an offense, it is the grounds for many arrests in those jurisdictions where the law permits. After examination by law enforcement officers, the prisoner is either formally charged or released. Those formally charged are entered in one of the Part I or Part II offense classes. This class is limited to "suspicion" arrests where persons arrested are released by police.

28. CURFEW AND LOITERING LAWS (persons under 18)

Contains all arrests made for violations of local curfew or loitering ordinances where such laws exist.

29. RUNAWAY (persons under 18)

For purposes of the UCR program, reported in this category are apprehensions for protective custody as defined by local statute. Arrests of runaways from one jurisdiction by another agency are counted by the home jurisdiction. Protective custody actions with respect to runaways taken for other jurisdictions are not included.

CALCULATION OF RATES

The Uniform Crime Reporting Program provides data for police executives to measure local problems. To facilitate this function, local data must be converted into terms of rates and percentages. Simple formulas are displayed here which may assist in these computations.

CRIME RATES

One of the most meaningful crime statistics is the crime rate. This is the number of Part I offenses per 1,000 inhabitants. This rate can be calculated for any city, town or county.

To compute crime rates, divide the community population by 1,000 and divide the number of offenses in each class by that number. The answer is the number of offenses per 1,000 population and is the crime rate for that particular offense.

Example:

- a. Population - 75,000
 - b. Number of burglaries - 215
Divide: 75,000 by 1,000 = 75.0
Divide: 215 by 75.0 = 2.87
- The crime rate for burglary is 2.87 per 1,000 inhabitants.

CLEARANCE RATES

The percentage of crimes cleared is obtained by dividing the number of offenses cleared by the number of offenses known. This answer is then multiplied by 100.

Example:

- a. Number of clearances in robbery - 38
 - b. Number of total robberies - 72
Divide: 38 by 72 = 0.528
Multiply: 0.528 by 100 = 52.8
- The clearance rate for robbery is 52.8%.

CRIME TREND DATA

Local agencies can compute crime trends for a given offense for their individual agency for a particular period of time.

Example:

- a. Auto thefts in your jurisdiction for July through December last year numbered 21.
- b. Auto thefts in your jurisdiction for July through December this year numbered 29.
Subtract: 29-21 = 8, notice that 8 is an increase over the past year.
Divide: 8 by 21 = 0.38, always divide the difference by the total in the earlier time period.
Multiply: 0.38 x 100 = 38.0

Your trend in auto theft is a 38.0% increase for the last six months of this year compared to the last six months of last year.

POLICE EMPLOYEE DATA

Police employee rates are expressed as the number of employees per 1,000 population. To compute this rate, divide the population by 1,000 and divide the number of enforcement employees by this number.

Example:

- a. Your jurisdiction's population - 75,000
 - b. Your agency's number of employees - 102
Divide: 75,000 by 1,000 = 75
Divide: 102 by 75 = 1.36
- Your employee rate is 1.36 employees per 1,000 population.

Domestic Violence



- Photo courtesy of Larry Spradlin

Lamoille Lake

State of Nevada
Department of Public Safety

We are unable to provide the domestic violence statistics at this time. They will be added at a later date and available on our website www.nvrepository.state.nv.us.

In subsequent years they will be posted on the website rather than incorporated in this publication.